

# Part 2\_Appendix D

## Detailed System Check Results

1. System Performance Check
System Performance Check 835 MHz Head
System Performance Check 1750 MHz Head
System Performance Check 2600 MHz Head
System Performance Check 3700 MHz Head

**System Performance Check 835 MHz Head****D835V2-SN 4d105**

Communication System: D835; Frequency: 835.000

Medium: HSL. Medium parameters used:  $f = 835.000$  MHz;  $\sigma = 0.936$  S/m;  $\epsilon_r = 42.3$

**DASY8 Configuration:**

- Probe: EX3DV4 - SN7821; ConvF(8.78, 9.28, 9.61); Calibrated: 2023-07-17
- Sensor-Surface: 1.4 mm
- Electronics: DAE4ip Sn1803; Calibrated: 2023-07-14
- Phantom: Twin-SAM V8.0 (30deg probe tilt); Serial: 2146
- Measurement Software: cDASY8 V16.2.4.2524

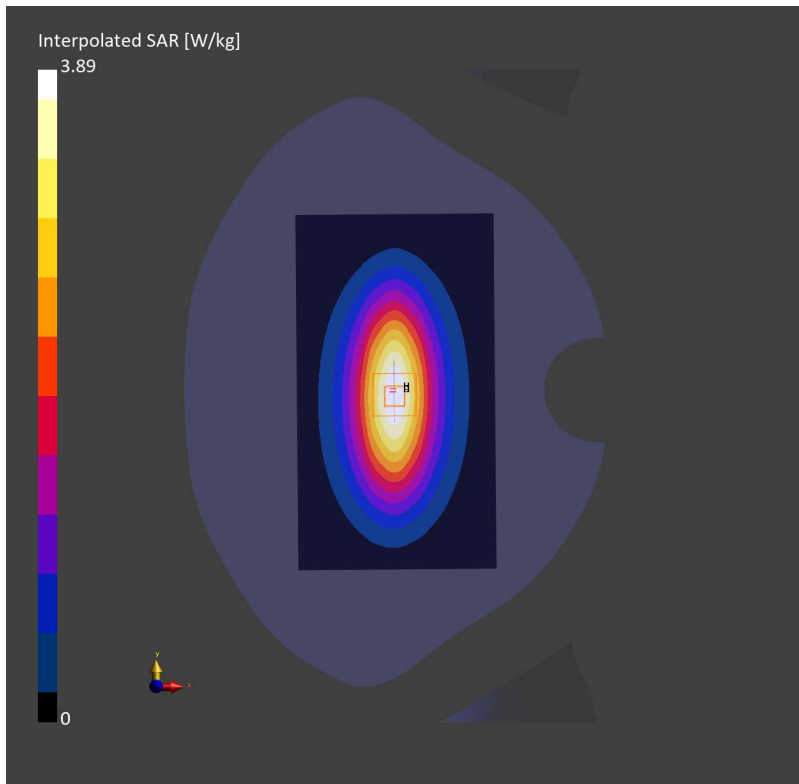
**Area Scan (90.0 mm x 180.0 mm):** Measurement Grid: 15.0 mm x 15.0 mm

SAR (1g) = 2.40 W/kg; SAR (10g) = 1.58 W/kg;

**Zoom Scan (32.0 mm x 32.0 mm x 30.0 mm):** Measurement Grid: 8.0 mm x 8.0 mm x 5.0 mm

Power Drift = -0.18 dB

SAR (1g) = 2.42 W/kg; SAR (10g) = 1.65 W/kg;



**System Performance Check 1750 MHz Head****D1750V2-SN 1149**

Communication System: D1750; Frequency: 1750.000

Medium: HSL. Medium parameters used:  $f= 1750.000$  MHz;  $\sigma= 1.39$  S/m;  $\epsilon_r = 40.5$

**DASY8 Configuration:**

- Probe: EX3DV4 - SN7821; ConvF(7.54, 7.85, 8.01); Calibrated: 2023-07-17
- Sensor-Surface: 1.4 mm
- Electronics: DAE4ip Sn1803; Calibrated: 2023-07-14
- Phantom: Twin-SAM V8.0 (30deg probe tilt); Serial: 2146
- Measurement Software: cDASY8 V16.2.4.2524

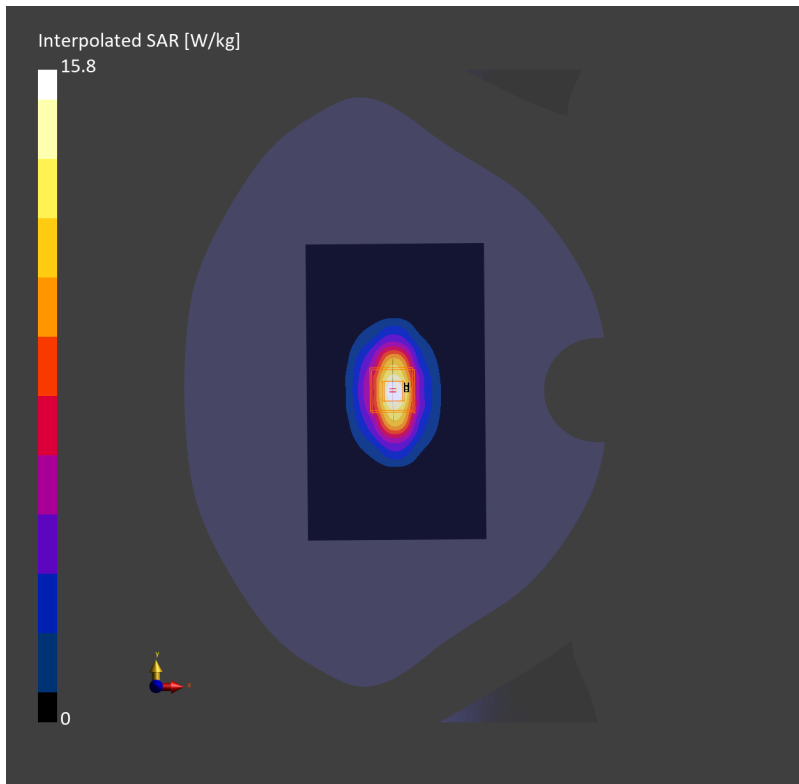
**Area Scan (90.0 mm x 150.0 mm):** Measurement Grid: 15.0 mm x 15.0 mm

SAR (1g) = 8.78 W/kg; SAR (10g) = 4.67 W/kg;

**Zoom Scan (32.0 mm x 32.0 mm x 30.0 mm):** Measurement Grid: 8.0 mm x 8.0 mm x 5.0 mm

Power Drift = -0.01 dB

SAR (1g) = 8.89 W/kg; SAR (10g) = 4.82 W/kg;



**System Performance Check 2600MHz Head****D2600V2-SN 1125**

Communication System: D2600; Frequency: 2600.000

Medium: HSL. Medium parameters used:  $f = 2600.000$  MHz;  $\sigma = 2.04$  S/m;  $\epsilon_r = 37.5$

**DASY8 Configuration:**

- Probe: EX3DV4 - SN7821; ConvF(6.93, 7.18, 7.42); Calibrated: 2023-07-17
- Sensor-Surface: 1.4 mm
- Electronics: DAE4ip Sn1803; Calibrated: 2023-07-14
- Phantom: Twin-SAM V8.0 (30deg probe tilt); Serial: 2146
- Measurement Software: cDASY8 V16.2.4.2524

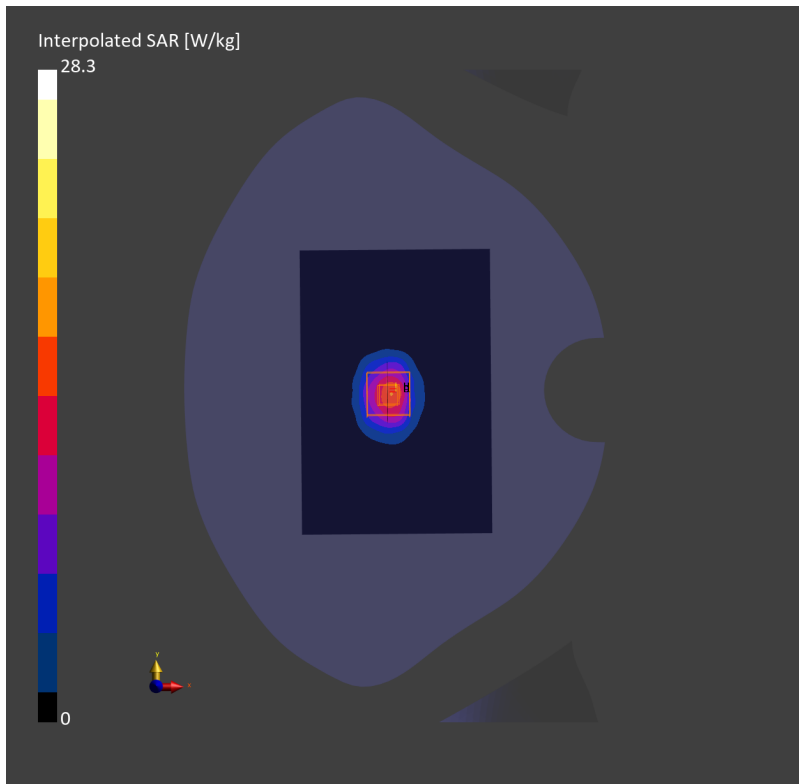
**Area Scan (96.0 mm x 144.0 mm):** Measurement Grid: 12.0 mm x 12.0 mm

SAR (1g) = 12.9 W/kg; SAR (10g) = 6.08 W/kg;

**Zoom Scan (30.0 mm x 30.0 mm x 30.0 mm):** Measurement Grid: 5.0 mm x 5.0 mm x 5.0 mm

Power Drift = 0.02 dB

SAR (1g) = 13.8 W/kg; SAR (10g) = 6.31 W/kg;



**MSystem Performance Check 3700 MHz Head**

**D3500V2-SN 1082**

Communication System: D3700; Frequency: 3700.000

Medium: HSL. Medium parameters used:  $f= 3700.000$  MHz;  $\sigma= 3.10$  S/m;  $\epsilon_r = 37.4$

**DASY8 Configuration:**

- Probe: EX3DV4 - SN7821; ConvF(6.64, 6.87, 7.09); Calibrated: 2023-07-17
- Sensor-Surface: 1.4 mm
- Electronics: DAE4ip Sn1803; Calibrated: 2023-07-14
- Phantom: Twin-SAM V8.0 (30deg probe tilt); Serial: 2146
- Measurement Software: cDASY8 V16.2.4.2524

**Area Scan (60.0 mm x 96.0 mm):** Measurement Grid: 12.0 mm x 12.0 mm

SAR (1g) = 6.47 W/kg; SAR (10g) = 2.44 W/kg;

**Zoom Scan (30.0 mm x 30.0 mm x 30.0 mm):** Measurement Grid: 5.0 mm x 5.0 mm x 5.0 mm

Power Drift = 0.04 dB

SAR (1g) = 6.80 W/kg; SAR (10g) = 2.55 W/kg;

