
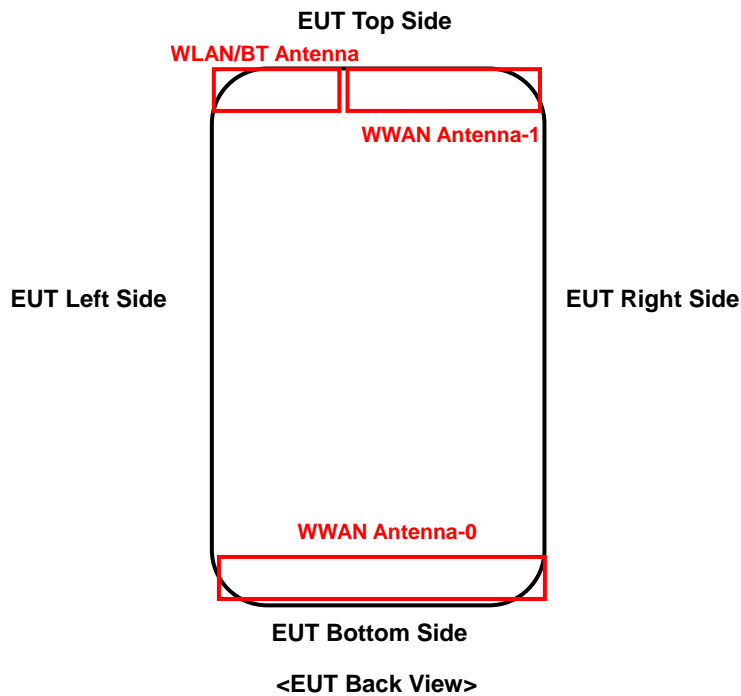


<Photographs of EUT>



<Antenna Location>




The separation distance for antenna to edge:


Antenna	Overall diagonal(mm)	Display diagonal(mm)	To Left Side (mm)	To Right Side (mm)	To Top Side (mm)	To Bottom Side (mm)
WWAN Antenna-0	170	160	0	0	149.55	0
WWAN Antenna-1			0	23	0	143.48
WLAN/BT Antenna			52.24	0	0	154.04

Antenna	Supported bands
WWAN Antenna-0	GSM850, WCDMA V, LTE Band 5/7/38/41
WWAN Antenna-1	GSM850, WCDMA V, LTE Band 5/7/38/41
WLAN/BT Antenna	WLAN 2.4G/5G, BT

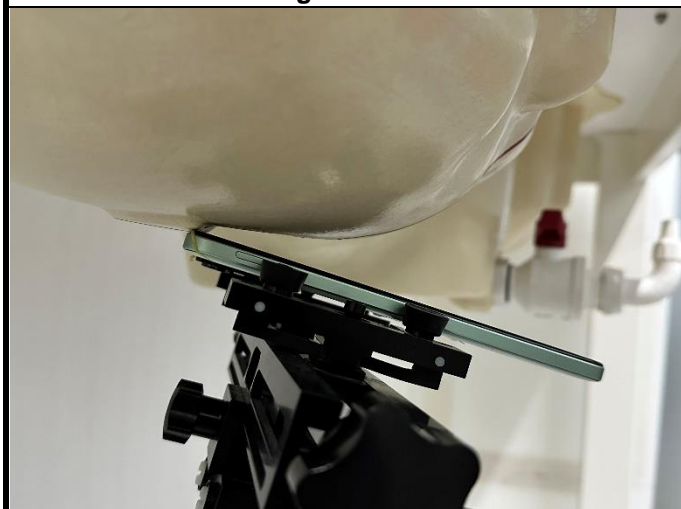
<Photographs of SAR Setup>



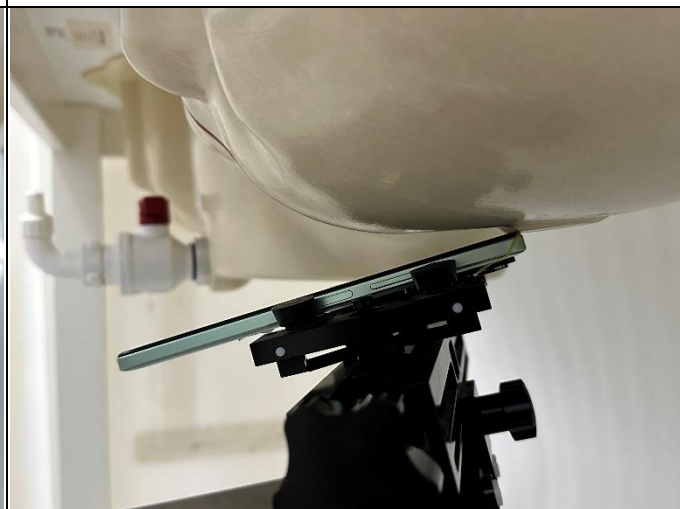
Right Cheek




Left Cheek




Right Tilted




Left Tilted




Rear Face of EUT with 1.0 cm Gap




Top Side of EUT with 1.0 cm Gap



Bottom Side of EUT with 1.0 cm Gap




Rear Face of EUT with 1.5 cm Gap



Bottom Side of EUT with 1.9 cm Gap



Rear Face of EUT with 0 cm Gap



Top Side of EUT with 0 cm Gap