



		4																																																																																														
Mode		Band Edge																																																																																														
		2400-2483.5_802.11g_CH01_2412MHz																																																																																														
ANT		CDD 9+10																																																																																														
Pol.		Vertical					Fundamental																																																																																									
Peak																																																																																																
		<table border="1"> <thead> <tr> <th>Limit</th> <th>Read</th> <th>Ant</th> <th>Cable</th> <th>Preamp</th> <th>Aux</th> <th>APos</th> <th>TPos</th> <th colspan="2"></th> </tr> <tr> <th>Freq</th> <th>Level</th> <th>Line</th> <th>Level</th> <th>Loss</th> <th>Loss</th> <th>Loss</th> <th>Loss</th> <th>cm</th> <th>deg</th> </tr> <tr> <th>MHz</th> <th>dBuV/m</th> <th>dBuV/m</th> <th>dB</th> <th>dBuV</th> <th>dB/m</th> <th>dB</th> <th>dB</th> <th>cm</th> <th>deg</th> </tr> </thead> <tbody> <tr> <td>1</td> <td>2389.30</td> <td>62.80</td> <td>74.00</td> <td>-11.20</td> <td>46.58</td> <td>32.38</td> <td>8.77</td> <td>30.93</td> <td>6.00</td> <td>375</td> <td>66</td> <td>PEAK</td> </tr> </tbody> </table>					Limit	Read	Ant	Cable	Preamp	Aux	APos	TPos			Freq	Level	Line	Level	Loss	Loss	Loss	Loss	cm	deg	MHz	dBuV/m	dBuV/m	dB	dBuV	dB/m	dB	dB	cm	deg	1	2389.30	62.80	74.00	-11.20	46.58	32.38	8.77	30.93	6.00	375	66	PEAK	<table border="1"> <thead> <tr> <th>Limit</th> <th>Read</th> <th>Ant</th> <th>Cable</th> <th>Preamp</th> <th>Aux</th> <th>APos</th> <th>TPos</th> <th colspan="2"></th> </tr> <tr> <th>Freq</th> <th>Level</th> <th>Line</th> <th>Level</th> <th>Loss</th> <th>Loss</th> <th>Loss</th> <th>Loss</th> <th>cm</th> <th>deg</th> </tr> <tr> <th>MHz</th> <th>dBuV/m</th> <th>dBuV/m</th> <th>dB</th> <th>dBuV</th> <th>dB/m</th> <th>dB</th> <th>dB</th> <th>cm</th> <th>deg</th> </tr> </thead> <tbody> <tr> <td>1</td> <td>2412.00</td> <td>107.44</td> <td>-----</td> <td>-----</td> <td>91.16</td> <td>32.40</td> <td>8.81</td> <td>30.93</td> <td>6.00</td> <td>375</td> <td>66</td> <td>PEAK</td> </tr> </tbody> </table>					Limit	Read	Ant	Cable	Preamp	Aux	APos	TPos			Freq	Level	Line	Level	Loss	Loss	Loss	Loss	cm	deg	MHz	dBuV/m	dBuV/m	dB	dBuV	dB/m	dB	dB	cm	deg	1	2412.00	107.44	-----	-----	91.16	32.40	8.81	30.93	6.00	375	66
Limit	Read	Ant	Cable	Preamp	Aux	APos	TPos																																																																																									
Freq	Level	Line	Level	Loss	Loss	Loss	Loss	cm	deg																																																																																							
MHz	dBuV/m	dBuV/m	dB	dBuV	dB/m	dB	dB	cm	deg																																																																																							
1	2389.30	62.80	74.00	-11.20	46.58	32.38	8.77	30.93	6.00	375	66	PEAK																																																																																				
Limit	Read	Ant	Cable	Preamp	Aux	APos	TPos																																																																																									
Freq	Level	Line	Level	Loss	Loss	Loss	Loss	cm	deg																																																																																							
MHz	dBuV/m	dBuV/m	dB	dBuV	dB/m	dB	dB	cm	deg																																																																																							
1	2412.00	107.44	-----	-----	91.16	32.40	8.81	30.93	6.00	375	66	PEAK																																																																																				
Avg																																																																																																
		<table border="1"> <thead> <tr> <th>Limit</th> <th>Read</th> <th>Ant</th> <th>Cable</th> <th>Preamp</th> <th>Aux</th> <th>APos</th> <th>TPos</th> <th colspan="2"></th> </tr> <tr> <th>Freq</th> <th>Level</th> <th>Line</th> <th>Level</th> <th>Loss</th> <th>Loss</th> <th>Loss</th> <th>Loss</th> <th>cm</th> <th>deg</th> </tr> <tr> <th>MHz</th> <th>dBuV/m</th> <th>dBuV/m</th> <th>dB</th> <th>dBuV</th> <th>dB/m</th> <th>dB</th> <th>dB</th> <th>cm</th> <th>deg</th> </tr> </thead> <tbody> <tr> <td>1</td> <td>2389.95</td> <td>47.42</td> <td>54.00</td> <td>-6.58</td> <td>31.19</td> <td>32.38</td> <td>8.78</td> <td>30.93</td> <td>6.00</td> <td>375</td> <td>66</td> <td>AVERAGE</td> </tr> </tbody> </table>					Limit	Read	Ant	Cable	Preamp	Aux	APos	TPos			Freq	Level	Line	Level	Loss	Loss	Loss	Loss	cm	deg	MHz	dBuV/m	dBuV/m	dB	dBuV	dB/m	dB	dB	cm	deg	1	2389.95	47.42	54.00	-6.58	31.19	32.38	8.78	30.93	6.00	375	66	AVERAGE	<table border="1"> <thead> <tr> <th>Limit</th> <th>Read</th> <th>Ant</th> <th>Cable</th> <th>Preamp</th> <th>Aux</th> <th>APos</th> <th>TPos</th> <th colspan="2"></th> </tr> <tr> <th>Freq</th> <th>Level</th> <th>Line</th> <th>Level</th> <th>Loss</th> <th>Loss</th> <th>Loss</th> <th>Loss</th> <th>cm</th> <th>deg</th> </tr> <tr> <th>MHz</th> <th>dBuV/m</th> <th>dBuV/m</th> <th>dB</th> <th>dBuV</th> <th>dB/m</th> <th>dB</th> <th>dB</th> <th>cm</th> <th>deg</th> </tr> </thead> <tbody> <tr> <td>1</td> <td>2412.00</td> <td>97.76</td> <td>-----</td> <td>-----</td> <td>81.48</td> <td>32.40</td> <td>8.81</td> <td>30.93</td> <td>6.00</td> <td>375</td> <td>66</td> <td>AVERAGE</td> </tr> </tbody> </table>					Limit	Read	Ant	Cable	Preamp	Aux	APos	TPos			Freq	Level	Line	Level	Loss	Loss	Loss	Loss	cm	deg	MHz	dBuV/m	dBuV/m	dB	dBuV	dB/m	dB	dB	cm	deg	1	2412.00	97.76	-----	-----	81.48	32.40	8.81	30.93	6.00	375	66
Limit	Read	Ant	Cable	Preamp	Aux	APos	TPos																																																																																									
Freq	Level	Line	Level	Loss	Loss	Loss	Loss	cm	deg																																																																																							
MHz	dBuV/m	dBuV/m	dB	dBuV	dB/m	dB	dB	cm	deg																																																																																							
1	2389.95	47.42	54.00	-6.58	31.19	32.38	8.78	30.93	6.00	375	66	AVERAGE																																																																																				
Limit	Read	Ant	Cable	Preamp	Aux	APos	TPos																																																																																									
Freq	Level	Line	Level	Loss	Loss	Loss	Loss	cm	deg																																																																																							
MHz	dBuV/m	dBuV/m	dB	dBuV	dB/m	dB	dB	cm	deg																																																																																							
1	2412.00	97.76	-----	-----	81.48	32.40	8.81	30.93	6.00	375	66	AVERAGE																																																																																				

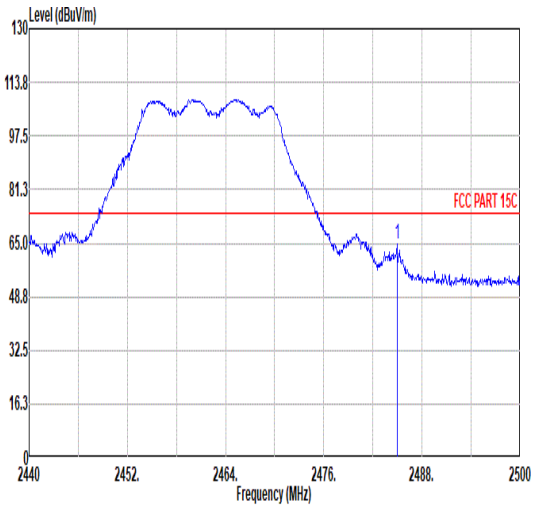
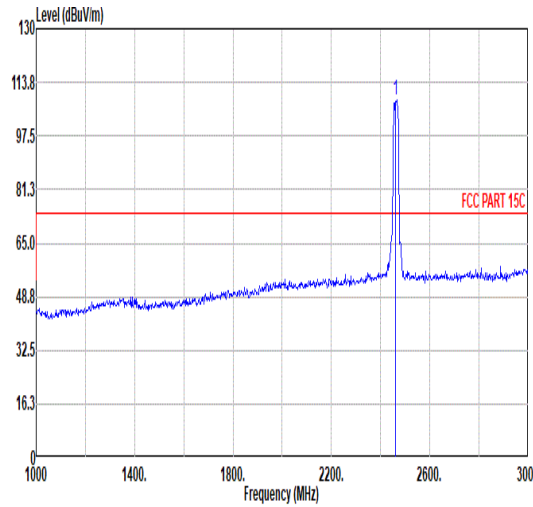
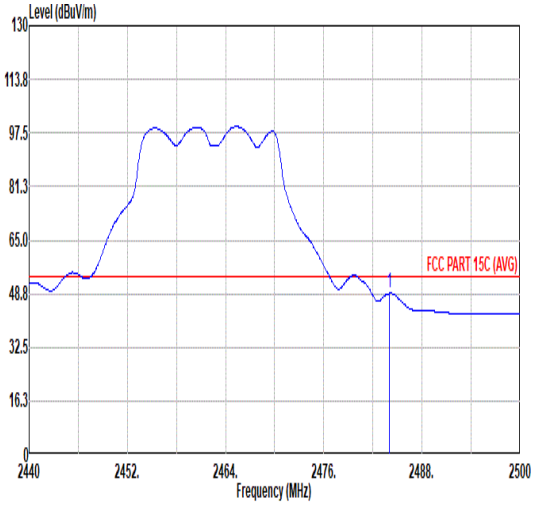
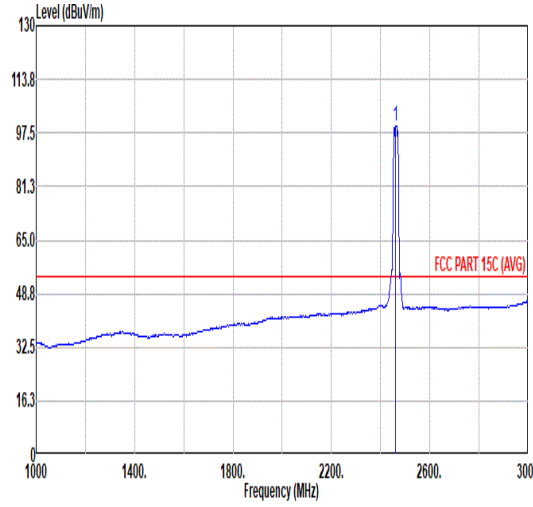


Mode	4																																																																														
	Harmonic																																																																														
	2400-2483.5_802.11g_CH01_2412MHz																																																																														
ANT	CDD 9+10																																																																														
Pol.	Horizontal	Vertical																																																																													
Peak Avg																																																																															
	<table border="1"> <thead> <tr> <th>Limit</th> <th>Read</th> <th>Ant</th> <th>Cable</th> <th>Preamp</th> <th>Aux</th> <th>APos</th> <th>TPos</th> <th>Remark</th> </tr> <tr> <th>Freq</th> <th>Level</th> <th>Line Margin</th> <th>Level Factor</th> <th>Loss Factor</th> <th>Factor</th> <th></th> <th></th> <th></th> </tr> <tr> <th>MHz</th> <th>dBuV/m</th> <th>dBuV/m</th> <th>dB</th> <th>dBuV</th> <th>dB/m</th> <th>dB</th> <th>dB</th> <th>cm</th> <th>deg</th> </tr> </thead> <tbody> <tr> <td>1 4824.00</td> <td>38.93</td> <td>74.00</td> <td>-35.07</td> <td>57.95</td> <td>34.25</td> <td>12.38</td> <td>65.65</td> <td>0.00</td> <td>--</td> <td>PEAK</td> </tr> </tbody> </table>	Limit	Read	Ant	Cable	Preamp	Aux	APos	TPos	Remark	Freq	Level	Line Margin	Level Factor	Loss Factor	Factor				MHz	dBuV/m	dBuV/m	dB	dBuV	dB/m	dB	dB	cm	deg	1 4824.00	38.93	74.00	-35.07	57.95	34.25	12.38	65.65	0.00	--	PEAK	<table border="1"> <thead> <tr> <th>Limit</th> <th>Read</th> <th>Ant</th> <th>Cable</th> <th>Preamp</th> <th>Aux</th> <th>APos</th> <th>TPos</th> <th>Remark</th> </tr> <tr> <th>Freq</th> <th>Level</th> <th>Line Margin</th> <th>Level Factor</th> <th>Loss Factor</th> <th>Factor</th> <th></th> <th></th> <th></th> </tr> <tr> <th>MHz</th> <th>dBuV/m</th> <th>dBuV/m</th> <th>dB</th> <th>dBuV</th> <th>dB/m</th> <th>dB</th> <th>dB</th> <th>cm</th> <th>deg</th> </tr> </thead> <tbody> <tr> <td>1 4824.00</td> <td>38.31</td> <td>74.00</td> <td>-35.69</td> <td>57.33</td> <td>34.25</td> <td>12.38</td> <td>65.65</td> <td>0.00</td> <td>--</td> <td>PEAK</td> </tr> </tbody> </table>	Limit	Read	Ant	Cable	Preamp	Aux	APos	TPos	Remark	Freq	Level	Line Margin	Level Factor	Loss Factor	Factor				MHz	dBuV/m	dBuV/m	dB	dBuV	dB/m	dB	dB	cm	deg	1 4824.00	38.31	74.00	-35.69	57.33	34.25	12.38	65.65	0.00	--
Limit	Read	Ant	Cable	Preamp	Aux	APos	TPos	Remark																																																																							
Freq	Level	Line Margin	Level Factor	Loss Factor	Factor																																																																										
MHz	dBuV/m	dBuV/m	dB	dBuV	dB/m	dB	dB	cm	deg																																																																						
1 4824.00	38.93	74.00	-35.07	57.95	34.25	12.38	65.65	0.00	--	PEAK																																																																					
Limit	Read	Ant	Cable	Preamp	Aux	APos	TPos	Remark																																																																							
Freq	Level	Line Margin	Level Factor	Loss Factor	Factor																																																																										
MHz	dBuV/m	dBuV/m	dB	dBuV	dB/m	dB	dB	cm	deg																																																																						
1 4824.00	38.31	74.00	-35.69	57.33	34.25	12.38	65.65	0.00	--	PEAK																																																																					



Mode	5																																																																																																													
	Harmonic																																																																																																													
	2400-2483.5_802.11g_CH06_2437MHz																																																																																																													
ANT	CDD 9+10																																																																																																													
Pol.	Horizontal	Vertical																																																																																																												
Peak Avg	<table border="1"> <thead> <tr> <th>Limit</th> <th>Read</th> <th>Ant</th> <th>Cable</th> <th>Preamp</th> <th>Aux</th> <th>APos</th> <th>TPos</th> <th>Remark</th> </tr> <tr> <th>Freq</th> <th>Level</th> <th>Line Margin</th> <th>Level</th> <th>Factor</th> <th>Loss Factor</th> <th>Factor</th> <th></th> <th></th> </tr> <tr> <th>MHz</th> <th>dBuV/m</th> <th>dBuV/m</th> <th>dB</th> <th>dBuV</th> <th>dB/m</th> <th>dB</th> <th>dB</th> <th>cm</th> <th>deg</th> </tr> </thead> <tbody> <tr> <td>1</td> <td>4874.00</td> <td>40.69</td> <td>74.00</td> <td>-33.31</td> <td>59.96</td> <td>34.20</td> <td>12.09</td> <td>65.56</td> <td>0.00</td> <td>--</td> <td>--</td> <td>PEAK</td> </tr> <tr> <td>2</td> <td>7311.00</td> <td>43.52</td> <td>74.00</td> <td>-30.48</td> <td>57.60</td> <td>35.00</td> <td>14.95</td> <td>64.83</td> <td>0.00</td> <td>--</td> <td>--</td> <td>PEAK</td> </tr> </tbody> </table>	Limit	Read	Ant	Cable	Preamp	Aux	APos	TPos	Remark	Freq	Level	Line Margin	Level	Factor	Loss Factor	Factor			MHz	dBuV/m	dBuV/m	dB	dBuV	dB/m	dB	dB	cm	deg	1	4874.00	40.69	74.00	-33.31	59.96	34.20	12.09	65.56	0.00	--	--	PEAK	2	7311.00	43.52	74.00	-30.48	57.60	35.00	14.95	64.83	0.00	--	--	PEAK	<table border="1"> <thead> <tr> <th>Limit</th> <th>Read</th> <th>Ant</th> <th>Cable</th> <th>Preamp</th> <th>Aux</th> <th>APos</th> <th>TPos</th> <th>Remark</th> </tr> <tr> <th>Freq</th> <th>Level</th> <th>Line Margin</th> <th>Level</th> <th>Factor</th> <th>Loss Factor</th> <th>Factor</th> <th></th> <th></th> </tr> <tr> <th>MHz</th> <th>dBuV/m</th> <th>dBuV/m</th> <th>dB</th> <th>dBuV</th> <th>dB/m</th> <th>dB</th> <th>dB</th> <th>cm</th> <th>deg</th> </tr> </thead> <tbody> <tr> <td>1</td> <td>4874.00</td> <td>40.52</td> <td>74.00</td> <td>-33.48</td> <td>59.79</td> <td>34.20</td> <td>12.09</td> <td>65.56</td> <td>0.00</td> <td>--</td> <td>--</td> <td>PEAK</td> </tr> <tr> <td>2</td> <td>7311.00</td> <td>42.54</td> <td>74.00</td> <td>-31.46</td> <td>56.62</td> <td>35.80</td> <td>14.95</td> <td>64.83</td> <td>0.00</td> <td>--</td> <td>--</td> <td>PEAK</td> </tr> </tbody> </table>	Limit	Read	Ant	Cable	Preamp	Aux	APos	TPos	Remark	Freq	Level	Line Margin	Level	Factor	Loss Factor	Factor			MHz	dBuV/m	dBuV/m	dB	dBuV	dB/m	dB	dB	cm	deg	1	4874.00	40.52	74.00	-33.48	59.79	34.20	12.09	65.56	0.00	--	--	PEAK	2	7311.00	42.54	74.00	-31.46	56.62	35.80	14.95	64.83	0.00	--	--	PEAK
	Limit	Read	Ant	Cable	Preamp	Aux	APos	TPos	Remark																																																																																																					
Freq	Level	Line Margin	Level	Factor	Loss Factor	Factor																																																																																																								
MHz	dBuV/m	dBuV/m	dB	dBuV	dB/m	dB	dB	cm	deg																																																																																																					
1	4874.00	40.69	74.00	-33.31	59.96	34.20	12.09	65.56	0.00	--	--	PEAK																																																																																																		
2	7311.00	43.52	74.00	-30.48	57.60	35.00	14.95	64.83	0.00	--	--	PEAK																																																																																																		
Limit	Read	Ant	Cable	Preamp	Aux	APos	TPos	Remark																																																																																																						
Freq	Level	Line Margin	Level	Factor	Loss Factor	Factor																																																																																																								
MHz	dBuV/m	dBuV/m	dB	dBuV	dB/m	dB	dB	cm	deg																																																																																																					
1	4874.00	40.52	74.00	-33.48	59.79	34.20	12.09	65.56	0.00	--	--	PEAK																																																																																																		
2	7311.00	42.54	74.00	-31.46	56.62	35.80	14.95	64.83	0.00	--	--	PEAK																																																																																																		



	6																																																																																	
Mode	Band Edge																																																																																	
	2400-2483.5_802.11g_CH11_2462MHz																																																																																	
ANT	CDD 9+10																																																																																	
Pol.	Horizontal	Fundamental																																																																																
Peak	 <p>Level (dBuV/m) vs Frequency (MHz) plot for Horizontal polarization. The plot shows a signal band between 2450 and 2480 MHz. A red horizontal line indicates the FCC PART 15C limit at approximately 74 dBuV/m. A peak is marked at 2484.94 MHz.</p> <table border="1"> <thead> <tr> <th>Limit</th> <th>Read</th> <th>Ant</th> <th>Cable</th> <th>Preamp</th> <th>Aux</th> <th>APos</th> <th>TPos</th> <th>Remark</th> </tr> <tr> <th>Freq</th> <th>Level</th> <th>Line Margin</th> <th>Level Factor</th> <th>Loss Factor</th> <th>Factor</th> <th>Factor</th> <th>Factor</th> <th></th> </tr> <tr> <th>MHz</th> <th>dBuV/m</th> <th>dBuV/m</th> <th>dB</th> <th>dBuV</th> <th>dB/m</th> <th>dB</th> <th>dB</th> <th>dB</th> </tr> </thead> <tbody> <tr> <td>1</td> <td>2484.94</td> <td>64.61</td> <td>74.00</td> <td>-9.39</td> <td>48.30</td> <td>32.40</td> <td>8.88</td> <td>30.97</td> <td>6.00</td> <td>101</td> <td>110</td> <td>PEAK</td> </tr> </tbody> </table>	Limit	Read	Ant	Cable	Preamp	Aux	APos	TPos	Remark	Freq	Level	Line Margin	Level Factor	Loss Factor	Factor	Factor	Factor		MHz	dBuV/m	dBuV/m	dB	dBuV	dB/m	dB	dB	dB	1	2484.94	64.61	74.00	-9.39	48.30	32.40	8.88	30.97	6.00	101	110	PEAK	 <p>Level (dBuV/m) vs Frequency (MHz) plot for Fundamental polarization. The plot shows a sharp peak at 2462.00 MHz. A red horizontal line indicates the FCC PART 15C limit at approximately 74 dBuV/m.</p> <table border="1"> <thead> <tr> <th>Limit</th> <th>Read</th> <th>Ant</th> <th>Cable</th> <th>Preamp</th> <th>Aux</th> <th>APos</th> <th>TPos</th> <th>Remark</th> </tr> <tr> <th>Freq</th> <th>Level</th> <th>Line Margin</th> <th>Level Factor</th> <th>Loss Factor</th> <th>Factor</th> <th>Factor</th> <th>Factor</th> <th></th> </tr> <tr> <th>MHz</th> <th>dBuV/m</th> <th>dBuV/m</th> <th>dB</th> <th>dBuV</th> <th>dB/m</th> <th>dB</th> <th>dB</th> <th>dB</th> </tr> </thead> <tbody> <tr> <td>1</td> <td>2462.00</td> <td>108.61</td> <td>-----</td> <td>-----</td> <td>92.28</td> <td>32.40</td> <td>8.89</td> <td>30.96</td> <td>6.00</td> <td>101</td> <td>110</td> <td>PEAK</td> </tr> </tbody> </table>	Limit	Read	Ant	Cable	Preamp	Aux	APos	TPos	Remark	Freq	Level	Line Margin	Level Factor	Loss Factor	Factor	Factor	Factor		MHz	dBuV/m	dBuV/m	dB	dBuV	dB/m	dB	dB	dB	1	2462.00	108.61	-----	-----	92.28	32.40	8.89	30.96	6.00	101	110	PEAK
	Limit	Read	Ant	Cable	Preamp	Aux	APos	TPos	Remark																																																																									
Freq	Level	Line Margin	Level Factor	Loss Factor	Factor	Factor	Factor																																																																											
MHz	dBuV/m	dBuV/m	dB	dBuV	dB/m	dB	dB	dB																																																																										
1	2484.94	64.61	74.00	-9.39	48.30	32.40	8.88	30.97	6.00	101	110	PEAK																																																																						
Limit	Read	Ant	Cable	Preamp	Aux	APos	TPos	Remark																																																																										
Freq	Level	Line Margin	Level Factor	Loss Factor	Factor	Factor	Factor																																																																											
MHz	dBuV/m	dBuV/m	dB	dBuV	dB/m	dB	dB	dB																																																																										
1	2462.00	108.61	-----	-----	92.28	32.40	8.89	30.96	6.00	101	110	PEAK																																																																						
Avg	 <p>Level (dBuV/m) vs Frequency (MHz) plot for Horizontal polarization, averaged. The plot shows the signal band with a red horizontal line for the FCC PART 15C (AVG) limit at approximately 54 dBuV/m. A peak is marked at 2484.04 MHz.</p> <table border="1"> <thead> <tr> <th>Limit</th> <th>Read</th> <th>Ant</th> <th>Cable</th> <th>Preamp</th> <th>Aux</th> <th>APos</th> <th>TPos</th> <th>Remark</th> </tr> <tr> <th>Freq</th> <th>Level</th> <th>Line Margin</th> <th>Level Factor</th> <th>Loss Factor</th> <th>Factor</th> <th>Factor</th> <th>Factor</th> <th></th> </tr> <tr> <th>MHz</th> <th>dBuV/m</th> <th>dBuV/m</th> <th>dB</th> <th>dBuV</th> <th>dB/m</th> <th>dB</th> <th>dB</th> <th>dB</th> </tr> </thead> <tbody> <tr> <td>1</td> <td>2484.04</td> <td>48.89</td> <td>54.00</td> <td>-5.11</td> <td>32.58</td> <td>32.40</td> <td>8.88</td> <td>30.97</td> <td>6.00</td> <td>101</td> <td>110</td> <td>AVERAGE</td> </tr> </tbody> </table>	Limit	Read	Ant	Cable	Preamp	Aux	APos	TPos	Remark	Freq	Level	Line Margin	Level Factor	Loss Factor	Factor	Factor	Factor		MHz	dBuV/m	dBuV/m	dB	dBuV	dB/m	dB	dB	dB	1	2484.04	48.89	54.00	-5.11	32.58	32.40	8.88	30.97	6.00	101	110	AVERAGE	 <p>Level (dBuV/m) vs Frequency (MHz) plot for Fundamental polarization, averaged. The plot shows a sharp peak at 2462.00 MHz with a red horizontal line for the FCC PART 15C (AVG) limit at approximately 54 dBuV/m.</p> <table border="1"> <thead> <tr> <th>Limit</th> <th>Read</th> <th>Ant</th> <th>Cable</th> <th>Preamp</th> <th>Aux</th> <th>APos</th> <th>TPos</th> <th>Remark</th> </tr> <tr> <th>Freq</th> <th>Level</th> <th>Line Margin</th> <th>Level Factor</th> <th>Loss Factor</th> <th>Factor</th> <th>Factor</th> <th>Factor</th> <th></th> </tr> <tr> <th>MHz</th> <th>dBuV/m</th> <th>dBuV/m</th> <th>dB</th> <th>dBuV</th> <th>dB/m</th> <th>dB</th> <th>dB</th> <th>dB</th> </tr> </thead> <tbody> <tr> <td>1</td> <td>2462.00</td> <td>99.60</td> <td>-----</td> <td>-----</td> <td>83.27</td> <td>32.40</td> <td>8.89</td> <td>30.96</td> <td>6.00</td> <td>101</td> <td>110</td> <td>AVERAGE</td> </tr> </tbody> </table>	Limit	Read	Ant	Cable	Preamp	Aux	APos	TPos	Remark	Freq	Level	Line Margin	Level Factor	Loss Factor	Factor	Factor	Factor		MHz	dBuV/m	dBuV/m	dB	dBuV	dB/m	dB	dB	dB	1	2462.00	99.60	-----	-----	83.27	32.40	8.89	30.96	6.00	101	110	AVERAGE
	Limit	Read	Ant	Cable	Preamp	Aux	APos	TPos	Remark																																																																									
Freq	Level	Line Margin	Level Factor	Loss Factor	Factor	Factor	Factor																																																																											
MHz	dBuV/m	dBuV/m	dB	dBuV	dB/m	dB	dB	dB																																																																										
1	2484.04	48.89	54.00	-5.11	32.58	32.40	8.88	30.97	6.00	101	110	AVERAGE																																																																						
Limit	Read	Ant	Cable	Preamp	Aux	APos	TPos	Remark																																																																										
Freq	Level	Line Margin	Level Factor	Loss Factor	Factor	Factor	Factor																																																																											
MHz	dBuV/m	dBuV/m	dB	dBuV	dB/m	dB	dB	dB																																																																										
1	2462.00	99.60	-----	-----	83.27	32.40	8.89	30.96	6.00	101	110	AVERAGE																																																																						

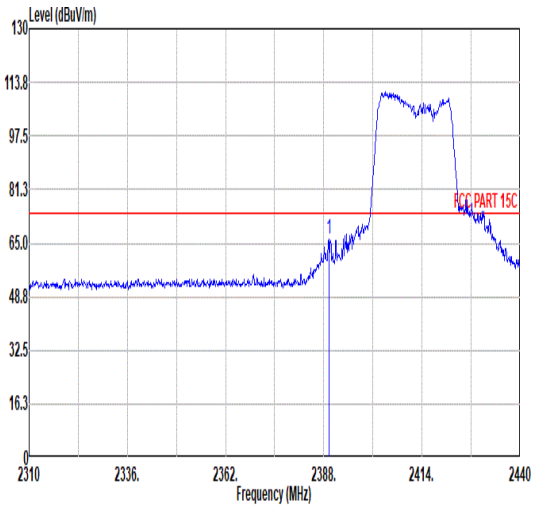
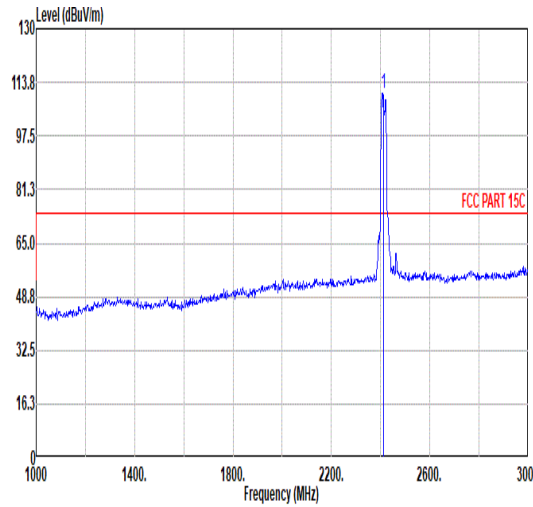
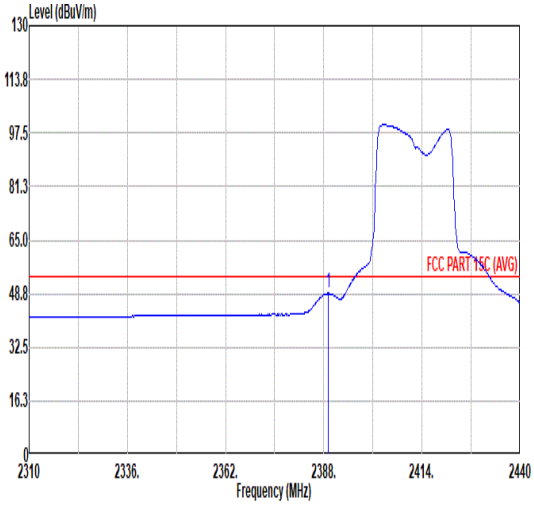
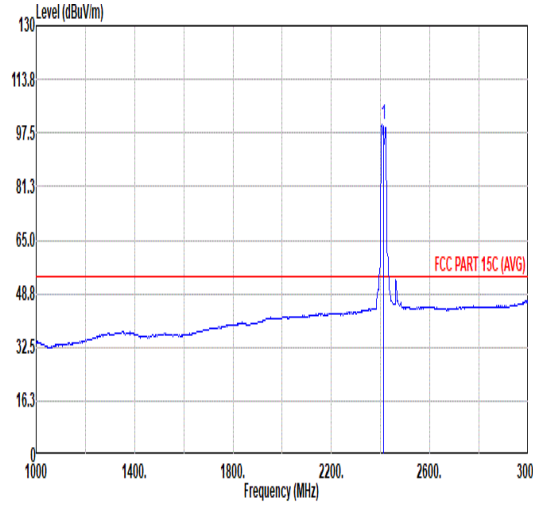


	6																																																																																			
Mode	Band Edge																																																																																			
	2400-2483.5_802.11g_CH11_2462MHz																																																																																			
ANT	CDD 9+10																																																																																			
Pol.	Vertical	Fundamental																																																																																		
Peak	<table border="1"> <thead> <tr> <th>Limit</th> <th>Read</th> <th>Ant</th> <th>Cable</th> <th>Preamp</th> <th>Aux</th> <th>APos</th> <th>TPos</th> <th>Remark</th> </tr> <tr> <th>Freq</th> <th>Level</th> <th>Line Margin</th> <th>Level Factor</th> <th>Loss Factor</th> <th>Factor</th> <th></th> <th></th> <th></th> </tr> <tr> <th>MHz</th> <th>dBuV/m</th> <th>dBuV/m</th> <th>dB</th> <th>dBuV</th> <th>dB/m</th> <th>dB</th> <th>dB</th> <th>dB</th> <th>cm</th> <th>deg</th> </tr> </thead> <tbody> <tr> <td>1</td> <td>2484.46</td> <td>61.83</td> <td>74.00</td> <td>-12.17</td> <td>45.52</td> <td>32.40</td> <td>8.88</td> <td>30.97</td> <td>6.00</td> <td>363</td> <td>52 PEAK</td> </tr> </tbody> </table>	Limit	Read	Ant	Cable	Preamp	Aux	APos	TPos	Remark	Freq	Level	Line Margin	Level Factor	Loss Factor	Factor				MHz	dBuV/m	dBuV/m	dB	dBuV	dB/m	dB	dB	dB	cm	deg	1	2484.46	61.83	74.00	-12.17	45.52	32.40	8.88	30.97	6.00	363	52 PEAK	<table border="1"> <thead> <tr> <th>Limit</th> <th>Read</th> <th>Ant</th> <th>Cable</th> <th>Preamp</th> <th>Aux</th> <th>APos</th> <th>TPos</th> <th>Remark</th> </tr> <tr> <th>Freq</th> <th>Level</th> <th>Line Margin</th> <th>Level Factor</th> <th>Loss Factor</th> <th>Factor</th> <th></th> <th></th> <th></th> </tr> <tr> <th>MHz</th> <th>dBuV/m</th> <th>dBuV/m</th> <th>dB</th> <th>dBuV</th> <th>dB/m</th> <th>dB</th> <th>dB</th> <th>dB</th> <th>cm</th> <th>deg</th> </tr> </thead> <tbody> <tr> <td>1</td> <td>2462.00</td> <td>107.60</td> <td>-----</td> <td>-----</td> <td>91.26</td> <td>32.40</td> <td>8.90</td> <td>30.96</td> <td>6.00</td> <td>363</td> <td>52 PEAK</td> </tr> </tbody> </table>	Limit	Read	Ant	Cable	Preamp	Aux	APos	TPos	Remark	Freq	Level	Line Margin	Level Factor	Loss Factor	Factor				MHz	dBuV/m	dBuV/m	dB	dBuV	dB/m	dB	dB	dB	cm	deg	1	2462.00	107.60	-----	-----	91.26	32.40	8.90	30.96	6.00	363	52 PEAK
	Limit	Read	Ant	Cable	Preamp	Aux	APos	TPos	Remark																																																																											
Freq	Level	Line Margin	Level Factor	Loss Factor	Factor																																																																															
MHz	dBuV/m	dBuV/m	dB	dBuV	dB/m	dB	dB	dB	cm	deg																																																																										
1	2484.46	61.83	74.00	-12.17	45.52	32.40	8.88	30.97	6.00	363	52 PEAK																																																																									
Limit	Read	Ant	Cable	Preamp	Aux	APos	TPos	Remark																																																																												
Freq	Level	Line Margin	Level Factor	Loss Factor	Factor																																																																															
MHz	dBuV/m	dBuV/m	dB	dBuV	dB/m	dB	dB	dB	cm	deg																																																																										
1	2462.00	107.60	-----	-----	91.26	32.40	8.90	30.96	6.00	363	52 PEAK																																																																									
Avg	<table border="1"> <thead> <tr> <th>Limit</th> <th>Read</th> <th>Ant</th> <th>Cable</th> <th>Preamp</th> <th>Aux</th> <th>APos</th> <th>TPos</th> <th>Remark</th> </tr> <tr> <th>Freq</th> <th>Level</th> <th>Line Margin</th> <th>Level Factor</th> <th>Loss Factor</th> <th>Factor</th> <th></th> <th></th> <th></th> </tr> <tr> <th>MHz</th> <th>dBuV/m</th> <th>dBuV/m</th> <th>dB</th> <th>dBuV</th> <th>dB/m</th> <th>dB</th> <th>dB</th> <th>dB</th> <th>cm</th> <th>deg</th> </tr> </thead> <tbody> <tr> <td>1</td> <td>2484.10</td> <td>45.84</td> <td>54.00</td> <td>-8.16</td> <td>29.53</td> <td>32.40</td> <td>8.88</td> <td>30.97</td> <td>6.00</td> <td>363</td> <td>52 AVERAGE</td> </tr> </tbody> </table>	Limit	Read	Ant	Cable	Preamp	Aux	APos	TPos	Remark	Freq	Level	Line Margin	Level Factor	Loss Factor	Factor				MHz	dBuV/m	dBuV/m	dB	dBuV	dB/m	dB	dB	dB	cm	deg	1	2484.10	45.84	54.00	-8.16	29.53	32.40	8.88	30.97	6.00	363	52 AVERAGE	<table border="1"> <thead> <tr> <th>Limit</th> <th>Read</th> <th>Ant</th> <th>Cable</th> <th>Preamp</th> <th>Aux</th> <th>APos</th> <th>TPos</th> <th>Remark</th> </tr> <tr> <th>Freq</th> <th>Level</th> <th>Line Margin</th> <th>Level Factor</th> <th>Loss Factor</th> <th>Factor</th> <th></th> <th></th> <th></th> </tr> <tr> <th>MHz</th> <th>dBuV/m</th> <th>dBuV/m</th> <th>dB</th> <th>dBuV</th> <th>dB/m</th> <th>dB</th> <th>dB</th> <th>dB</th> <th>cm</th> <th>deg</th> </tr> </thead> <tbody> <tr> <td>1</td> <td>2462.00</td> <td>98.18</td> <td>-----</td> <td>-----</td> <td>81.84</td> <td>32.40</td> <td>8.90</td> <td>30.96</td> <td>6.00</td> <td>363</td> <td>52 AVERAGE</td> </tr> </tbody> </table>	Limit	Read	Ant	Cable	Preamp	Aux	APos	TPos	Remark	Freq	Level	Line Margin	Level Factor	Loss Factor	Factor				MHz	dBuV/m	dBuV/m	dB	dBuV	dB/m	dB	dB	dB	cm	deg	1	2462.00	98.18	-----	-----	81.84	32.40	8.90	30.96	6.00	363	52 AVERAGE
	Limit	Read	Ant	Cable	Preamp	Aux	APos	TPos	Remark																																																																											
Freq	Level	Line Margin	Level Factor	Loss Factor	Factor																																																																															
MHz	dBuV/m	dBuV/m	dB	dBuV	dB/m	dB	dB	dB	cm	deg																																																																										
1	2484.10	45.84	54.00	-8.16	29.53	32.40	8.88	30.97	6.00	363	52 AVERAGE																																																																									
Limit	Read	Ant	Cable	Preamp	Aux	APos	TPos	Remark																																																																												
Freq	Level	Line Margin	Level Factor	Loss Factor	Factor																																																																															
MHz	dBuV/m	dBuV/m	dB	dBuV	dB/m	dB	dB	dB	cm	deg																																																																										
1	2462.00	98.18	-----	-----	81.84	32.40	8.90	30.96	6.00	363	52 AVERAGE																																																																									

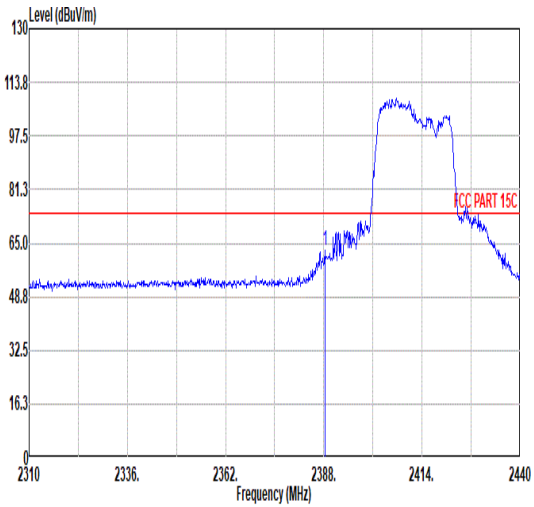
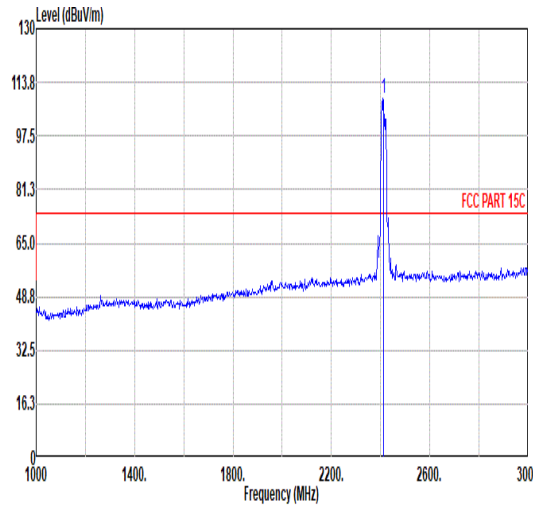
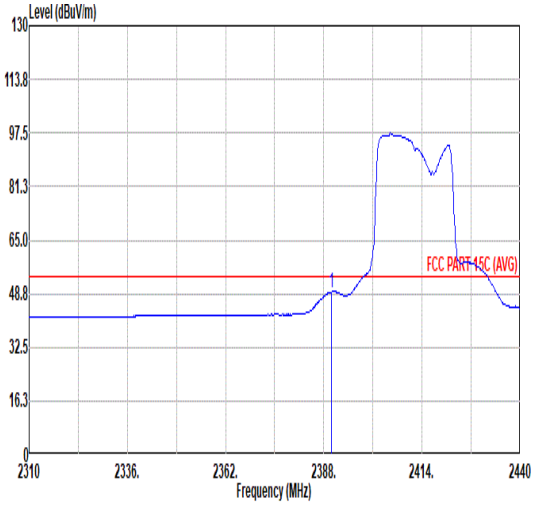
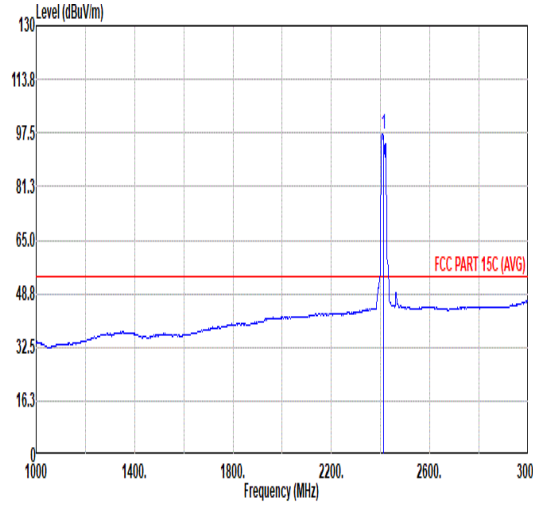


Mode	6																																																																																																													
	Harmonic																																																																																																													
	2400-2483.5_802.11g_CH11_2462MHz																																																																																																													
ANT	CDD 9+10																																																																																																													
Pol.	Horizontal	Vertical																																																																																																												
Peak Avg	<table border="1"> <thead> <tr> <th>Limit</th> <th>Read</th> <th>Ant</th> <th>Cable</th> <th>Preamp</th> <th>Aux</th> <th>APos</th> <th>TPos</th> <th>Remark</th> </tr> <tr> <th>Freq</th> <th>Level</th> <th>Line Margin</th> <th>Level</th> <th>Factor</th> <th>Loss Factor</th> <th>Factor</th> <th></th> <th></th> </tr> <tr> <th>MHz</th> <th>dBuV/m</th> <th>dBuV/m</th> <th>dB</th> <th>dBuV</th> <th>dB/m</th> <th>dB</th> <th>dB</th> <th>cm</th> <th>deg</th> </tr> </thead> <tbody> <tr> <td>1</td> <td>4924.00</td> <td>41.13</td> <td>74.00</td> <td>-32.87</td> <td>60.34</td> <td>34.25</td> <td>12.00</td> <td>65.46</td> <td>0.00</td> <td>--</td> <td>--</td> <td>PEAK</td> </tr> <tr> <td>2</td> <td>7386.00</td> <td>43.50</td> <td>74.00</td> <td>-30.50</td> <td>57.87</td> <td>35.00</td> <td>14.87</td> <td>65.04</td> <td>0.00</td> <td>--</td> <td>--</td> <td>PEAK</td> </tr> </tbody> </table>	Limit	Read	Ant	Cable	Preamp	Aux	APos	TPos	Remark	Freq	Level	Line Margin	Level	Factor	Loss Factor	Factor			MHz	dBuV/m	dBuV/m	dB	dBuV	dB/m	dB	dB	cm	deg	1	4924.00	41.13	74.00	-32.87	60.34	34.25	12.00	65.46	0.00	--	--	PEAK	2	7386.00	43.50	74.00	-30.50	57.87	35.00	14.87	65.04	0.00	--	--	PEAK	<table border="1"> <thead> <tr> <th>Limit</th> <th>Read</th> <th>Ant</th> <th>Cable</th> <th>Preamp</th> <th>Aux</th> <th>APos</th> <th>TPos</th> <th>Remark</th> </tr> <tr> <th>Freq</th> <th>Level</th> <th>Line Margin</th> <th>Level</th> <th>Factor</th> <th>Loss Factor</th> <th>Factor</th> <th></th> <th></th> </tr> <tr> <th>MHz</th> <th>dBuV/m</th> <th>dBuV/m</th> <th>dB</th> <th>dBuV</th> <th>dB/m</th> <th>dB</th> <th>dB</th> <th>cm</th> <th>deg</th> </tr> </thead> <tbody> <tr> <td>1</td> <td>4924.00</td> <td>40.44</td> <td>74.00</td> <td>-33.56</td> <td>59.65</td> <td>34.25</td> <td>12.00</td> <td>65.46</td> <td>0.00</td> <td>--</td> <td>--</td> <td>PEAK</td> </tr> <tr> <td>2</td> <td>7386.00</td> <td>44.25</td> <td>74.00</td> <td>-29.75</td> <td>58.62</td> <td>35.80</td> <td>14.87</td> <td>65.04</td> <td>0.00</td> <td>--</td> <td>--</td> <td>PEAK</td> </tr> </tbody> </table>	Limit	Read	Ant	Cable	Preamp	Aux	APos	TPos	Remark	Freq	Level	Line Margin	Level	Factor	Loss Factor	Factor			MHz	dBuV/m	dBuV/m	dB	dBuV	dB/m	dB	dB	cm	deg	1	4924.00	40.44	74.00	-33.56	59.65	34.25	12.00	65.46	0.00	--	--	PEAK	2	7386.00	44.25	74.00	-29.75	58.62	35.80	14.87	65.04	0.00	--	--	PEAK
	Limit	Read	Ant	Cable	Preamp	Aux	APos	TPos	Remark																																																																																																					
Freq	Level	Line Margin	Level	Factor	Loss Factor	Factor																																																																																																								
MHz	dBuV/m	dBuV/m	dB	dBuV	dB/m	dB	dB	cm	deg																																																																																																					
1	4924.00	41.13	74.00	-32.87	60.34	34.25	12.00	65.46	0.00	--	--	PEAK																																																																																																		
2	7386.00	43.50	74.00	-30.50	57.87	35.00	14.87	65.04	0.00	--	--	PEAK																																																																																																		
Limit	Read	Ant	Cable	Preamp	Aux	APos	TPos	Remark																																																																																																						
Freq	Level	Line Margin	Level	Factor	Loss Factor	Factor																																																																																																								
MHz	dBuV/m	dBuV/m	dB	dBuV	dB/m	dB	dB	cm	deg																																																																																																					
1	4924.00	40.44	74.00	-33.56	59.65	34.25	12.00	65.46	0.00	--	--	PEAK																																																																																																		
2	7386.00	44.25	74.00	-29.75	58.62	35.80	14.87	65.04	0.00	--	--	PEAK																																																																																																		



	7																																																																																			
Mode	Band Edge																																																																																			
	2400-2483.5_802.11be EHT20_CH01_2412MHz																																																																																			
ANT	CDD 9+10																																																																																			
Pol.	Horizontal	Fundamental																																																																																		
Peak	 <table border="1" data-bbox="263 1108 774 1243"> <thead> <tr> <th>Limit</th> <th>Read</th> <th>Ant</th> <th>Cable</th> <th>Preamp</th> <th>Aux</th> <th>APos</th> <th>TPos</th> <th>Remark</th> </tr> <tr> <th>Freq</th> <th>Level</th> <th>Line Margin</th> <th>Level Factor</th> <th>Loss Factor</th> <th>Factor</th> <th></th> <th></th> <th></th> </tr> <tr> <th>MHz</th> <th>dBuV/m</th> <th>dBuV/m</th> <th>dB</th> <th>dBuV</th> <th>dB/m</th> <th>dB</th> <th>dB</th> <th>cm</th> <th>deg</th> </tr> </thead> <tbody> <tr> <td>1</td> <td>2389.30</td> <td>66.03</td> <td>74.00</td> <td>-7.97</td> <td>49.81</td> <td>32.38</td> <td>8.77</td> <td>30.93</td> <td>6.00</td> <td>100</td> <td>99</td> <td>PEAK</td> </tr> </tbody> </table>	Limit	Read	Ant	Cable	Preamp	Aux	APos	TPos	Remark	Freq	Level	Line Margin	Level Factor	Loss Factor	Factor				MHz	dBuV/m	dBuV/m	dB	dBuV	dB/m	dB	dB	cm	deg	1	2389.30	66.03	74.00	-7.97	49.81	32.38	8.77	30.93	6.00	100	99	PEAK	 <table border="1" data-bbox="901 1108 1412 1243"> <thead> <tr> <th>Limit</th> <th>Read</th> <th>Ant</th> <th>Cable</th> <th>Preamp</th> <th>Aux</th> <th>APos</th> <th>TPos</th> <th>Remark</th> </tr> <tr> <th>Freq</th> <th>Level</th> <th>Line Margin</th> <th>Level Factor</th> <th>Loss Factor</th> <th>Factor</th> <th></th> <th></th> <th></th> </tr> <tr> <th>MHz</th> <th>dBuV/m</th> <th>dBuV/m</th> <th>dB</th> <th>dBuV</th> <th>dB/m</th> <th>dB</th> <th>dB</th> <th>cm</th> <th>deg</th> </tr> </thead> <tbody> <tr> <td>1</td> <td>2412.00</td> <td>110.54</td> <td>-----</td> <td>-----</td> <td>94.25</td> <td>32.40</td> <td>8.82</td> <td>30.93</td> <td>6.00</td> <td>100</td> <td>99</td> <td>PEAK</td> </tr> </tbody> </table>	Limit	Read	Ant	Cable	Preamp	Aux	APos	TPos	Remark	Freq	Level	Line Margin	Level Factor	Loss Factor	Factor				MHz	dBuV/m	dBuV/m	dB	dBuV	dB/m	dB	dB	cm	deg	1	2412.00	110.54	-----	-----	94.25	32.40	8.82	30.93	6.00	100	99	PEAK
	Limit	Read	Ant	Cable	Preamp	Aux	APos	TPos	Remark																																																																											
Freq	Level	Line Margin	Level Factor	Loss Factor	Factor																																																																															
MHz	dBuV/m	dBuV/m	dB	dBuV	dB/m	dB	dB	cm	deg																																																																											
1	2389.30	66.03	74.00	-7.97	49.81	32.38	8.77	30.93	6.00	100	99	PEAK																																																																								
Limit	Read	Ant	Cable	Preamp	Aux	APos	TPos	Remark																																																																												
Freq	Level	Line Margin	Level Factor	Loss Factor	Factor																																																																															
MHz	dBuV/m	dBuV/m	dB	dBuV	dB/m	dB	dB	cm	deg																																																																											
1	2412.00	110.54	-----	-----	94.25	32.40	8.82	30.93	6.00	100	99	PEAK																																																																								
Avg	 <table border="1" data-bbox="263 1792 774 1926"> <thead> <tr> <th>Limit</th> <th>Read</th> <th>Ant</th> <th>Cable</th> <th>Preamp</th> <th>Aux</th> <th>APos</th> <th>TPos</th> <th>Remark</th> </tr> <tr> <th>Freq</th> <th>Level</th> <th>Line Margin</th> <th>Level Factor</th> <th>Loss Factor</th> <th>Factor</th> <th></th> <th></th> <th></th> </tr> <tr> <th>MHz</th> <th>dBuV/m</th> <th>dBuV/m</th> <th>dB</th> <th>dBuV</th> <th>dB/m</th> <th>dB</th> <th>dB</th> <th>cm</th> <th>deg</th> </tr> </thead> <tbody> <tr> <td>1</td> <td>2389.17</td> <td>48.85</td> <td>54.00</td> <td>-5.15</td> <td>32.63</td> <td>32.38</td> <td>8.77</td> <td>30.93</td> <td>6.00</td> <td>100</td> <td>99</td> <td>AVERAGE</td> </tr> </tbody> </table>	Limit	Read	Ant	Cable	Preamp	Aux	APos	TPos	Remark	Freq	Level	Line Margin	Level Factor	Loss Factor	Factor				MHz	dBuV/m	dBuV/m	dB	dBuV	dB/m	dB	dB	cm	deg	1	2389.17	48.85	54.00	-5.15	32.63	32.38	8.77	30.93	6.00	100	99	AVERAGE	 <table border="1" data-bbox="901 1792 1412 1926"> <thead> <tr> <th>Limit</th> <th>Read</th> <th>Ant</th> <th>Cable</th> <th>Preamp</th> <th>Aux</th> <th>APos</th> <th>TPos</th> <th>Remark</th> </tr> <tr> <th>Freq</th> <th>Level</th> <th>Line Margin</th> <th>Level Factor</th> <th>Loss Factor</th> <th>Factor</th> <th></th> <th></th> <th></th> </tr> <tr> <th>MHz</th> <th>dBuV/m</th> <th>dBuV/m</th> <th>dB</th> <th>dBuV</th> <th>dB/m</th> <th>dB</th> <th>dB</th> <th>cm</th> <th>deg</th> </tr> </thead> <tbody> <tr> <td>1</td> <td>2412.00</td> <td>100.13</td> <td>-----</td> <td>-----</td> <td>83.85</td> <td>32.40</td> <td>8.81</td> <td>30.93</td> <td>6.00</td> <td>100</td> <td>99</td> <td>AVERAGE</td> </tr> </tbody> </table>	Limit	Read	Ant	Cable	Preamp	Aux	APos	TPos	Remark	Freq	Level	Line Margin	Level Factor	Loss Factor	Factor				MHz	dBuV/m	dBuV/m	dB	dBuV	dB/m	dB	dB	cm	deg	1	2412.00	100.13	-----	-----	83.85	32.40	8.81	30.93	6.00	100	99	AVERAGE
	Limit	Read	Ant	Cable	Preamp	Aux	APos	TPos	Remark																																																																											
Freq	Level	Line Margin	Level Factor	Loss Factor	Factor																																																																															
MHz	dBuV/m	dBuV/m	dB	dBuV	dB/m	dB	dB	cm	deg																																																																											
1	2389.17	48.85	54.00	-5.15	32.63	32.38	8.77	30.93	6.00	100	99	AVERAGE																																																																								
Limit	Read	Ant	Cable	Preamp	Aux	APos	TPos	Remark																																																																												
Freq	Level	Line Margin	Level Factor	Loss Factor	Factor																																																																															
MHz	dBuV/m	dBuV/m	dB	dBuV	dB/m	dB	dB	cm	deg																																																																											
1	2412.00	100.13	-----	-----	83.85	32.40	8.81	30.93	6.00	100	99	AVERAGE																																																																								



	7																																																																																			
Mode	Band Edge																																																																																			
	2400-2483.5_802.11be EHT20_CH01_2412MHz																																																																																			
ANT	CDD 9+10																																																																																			
Pol.	Vertical	Fundamental																																																																																		
Peak	 <table border="1" data-bbox="263 1108 774 1243"> <thead> <tr> <th>Limit</th> <th>Read</th> <th>Ant</th> <th>Cable</th> <th>Preamp</th> <th>Aux</th> <th>APos</th> <th>TPos</th> <th>Remark</th> </tr> <tr> <th>Freq</th> <th>Level</th> <th>Line Margin</th> <th>Level Factor</th> <th>Loss Factor</th> <th>Factor</th> <th></th> <th></th> <th></th> </tr> <tr> <th>MHz</th> <th>dBuV/m</th> <th>dBuV/m</th> <th>dB</th> <th>dBuV</th> <th>dB/m</th> <th>dB</th> <th>dB</th> <th>cm</th> <th>deg</th> </tr> </thead> <tbody> <tr> <td>1</td> <td>2388.26</td> <td>62.85</td> <td>74.00</td> <td>-11.15</td> <td>46.63</td> <td>32.38</td> <td>8.77</td> <td>30.93</td> <td>6.00</td> <td>388</td> <td>68</td> <td>PEAK</td> </tr> </tbody> </table>	Limit	Read	Ant	Cable	Preamp	Aux	APos	TPos	Remark	Freq	Level	Line Margin	Level Factor	Loss Factor	Factor				MHz	dBuV/m	dBuV/m	dB	dBuV	dB/m	dB	dB	cm	deg	1	2388.26	62.85	74.00	-11.15	46.63	32.38	8.77	30.93	6.00	388	68	PEAK	 <table border="1" data-bbox="901 1108 1412 1243"> <thead> <tr> <th>Limit</th> <th>Read</th> <th>Ant</th> <th>Cable</th> <th>Preamp</th> <th>Aux</th> <th>APos</th> <th>TPos</th> <th>Remark</th> </tr> <tr> <th>Freq</th> <th>Level</th> <th>Line Margin</th> <th>Level Factor</th> <th>Loss Factor</th> <th>Factor</th> <th></th> <th></th> <th></th> </tr> <tr> <th>MHz</th> <th>dBuV/m</th> <th>dBuV/m</th> <th>dB</th> <th>dBuV</th> <th>dB/m</th> <th>dB</th> <th>dB</th> <th>cm</th> <th>deg</th> </tr> </thead> <tbody> <tr> <td>1</td> <td>2412.00</td> <td>108.97</td> <td>-----</td> <td>-----</td> <td>92.68</td> <td>32.40</td> <td>8.82</td> <td>30.93</td> <td>6.00</td> <td>388</td> <td>68</td> <td>PEAK</td> </tr> </tbody> </table>	Limit	Read	Ant	Cable	Preamp	Aux	APos	TPos	Remark	Freq	Level	Line Margin	Level Factor	Loss Factor	Factor				MHz	dBuV/m	dBuV/m	dB	dBuV	dB/m	dB	dB	cm	deg	1	2412.00	108.97	-----	-----	92.68	32.40	8.82	30.93	6.00	388	68	PEAK
	Limit	Read	Ant	Cable	Preamp	Aux	APos	TPos	Remark																																																																											
Freq	Level	Line Margin	Level Factor	Loss Factor	Factor																																																																															
MHz	dBuV/m	dBuV/m	dB	dBuV	dB/m	dB	dB	cm	deg																																																																											
1	2388.26	62.85	74.00	-11.15	46.63	32.38	8.77	30.93	6.00	388	68	PEAK																																																																								
Limit	Read	Ant	Cable	Preamp	Aux	APos	TPos	Remark																																																																												
Freq	Level	Line Margin	Level Factor	Loss Factor	Factor																																																																															
MHz	dBuV/m	dBuV/m	dB	dBuV	dB/m	dB	dB	cm	deg																																																																											
1	2412.00	108.97	-----	-----	92.68	32.40	8.82	30.93	6.00	388	68	PEAK																																																																								
Avg	 <table border="1" data-bbox="263 1792 774 1926"> <thead> <tr> <th>Limit</th> <th>Read</th> <th>Ant</th> <th>Cable</th> <th>Preamp</th> <th>Aux</th> <th>APos</th> <th>TPos</th> <th>Remark</th> </tr> <tr> <th>Freq</th> <th>Level</th> <th>Line Margin</th> <th>Level Factor</th> <th>Loss Factor</th> <th>Factor</th> <th></th> <th></th> <th></th> </tr> <tr> <th>MHz</th> <th>dBuV/m</th> <th>dBuV/m</th> <th>dB</th> <th>dBuV</th> <th>dB/m</th> <th>dB</th> <th>dB</th> <th>cm</th> <th>deg</th> </tr> </thead> <tbody> <tr> <td>1</td> <td>2389.95</td> <td>49.24</td> <td>54.00</td> <td>-4.76</td> <td>33.01</td> <td>32.38</td> <td>8.78</td> <td>30.93</td> <td>6.00</td> <td>388</td> <td>68</td> <td>AVERAGE</td> </tr> </tbody> </table>	Limit	Read	Ant	Cable	Preamp	Aux	APos	TPos	Remark	Freq	Level	Line Margin	Level Factor	Loss Factor	Factor				MHz	dBuV/m	dBuV/m	dB	dBuV	dB/m	dB	dB	cm	deg	1	2389.95	49.24	54.00	-4.76	33.01	32.38	8.78	30.93	6.00	388	68	AVERAGE	 <table border="1" data-bbox="901 1792 1412 1926"> <thead> <tr> <th>Limit</th> <th>Read</th> <th>Ant</th> <th>Cable</th> <th>Preamp</th> <th>Aux</th> <th>APos</th> <th>TPos</th> <th>Remark</th> </tr> <tr> <th>Freq</th> <th>Level</th> <th>Line Margin</th> <th>Level Factor</th> <th>Loss Factor</th> <th>Factor</th> <th></th> <th></th> <th></th> </tr> <tr> <th>MHz</th> <th>dBuV/m</th> <th>dBuV/m</th> <th>dB</th> <th>dBuV</th> <th>dB/m</th> <th>dB</th> <th>dB</th> <th>cm</th> <th>deg</th> </tr> </thead> <tbody> <tr> <td>1</td> <td>2412.00</td> <td>97.19</td> <td>-----</td> <td>-----</td> <td>80.91</td> <td>32.40</td> <td>8.81</td> <td>30.93</td> <td>6.00</td> <td>388</td> <td>68</td> <td>AVERAGE</td> </tr> </tbody> </table>	Limit	Read	Ant	Cable	Preamp	Aux	APos	TPos	Remark	Freq	Level	Line Margin	Level Factor	Loss Factor	Factor				MHz	dBuV/m	dBuV/m	dB	dBuV	dB/m	dB	dB	cm	deg	1	2412.00	97.19	-----	-----	80.91	32.40	8.81	30.93	6.00	388	68	AVERAGE
	Limit	Read	Ant	Cable	Preamp	Aux	APos	TPos	Remark																																																																											
Freq	Level	Line Margin	Level Factor	Loss Factor	Factor																																																																															
MHz	dBuV/m	dBuV/m	dB	dBuV	dB/m	dB	dB	cm	deg																																																																											
1	2389.95	49.24	54.00	-4.76	33.01	32.38	8.78	30.93	6.00	388	68	AVERAGE																																																																								
Limit	Read	Ant	Cable	Preamp	Aux	APos	TPos	Remark																																																																												
Freq	Level	Line Margin	Level Factor	Loss Factor	Factor																																																																															
MHz	dBuV/m	dBuV/m	dB	dBuV	dB/m	dB	dB	cm	deg																																																																											
1	2412.00	97.19	-----	-----	80.91	32.40	8.81	30.93	6.00	388	68	AVERAGE																																																																								



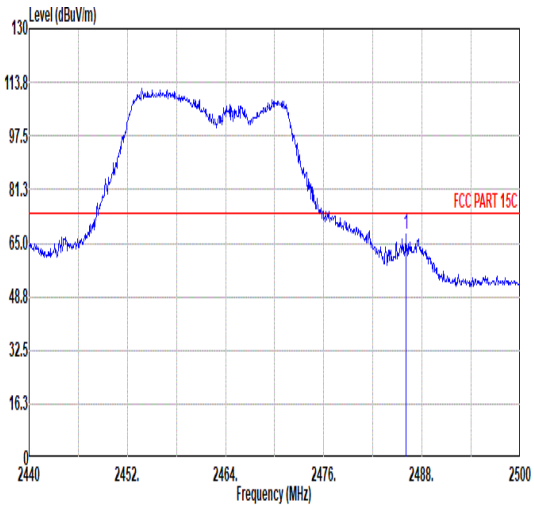
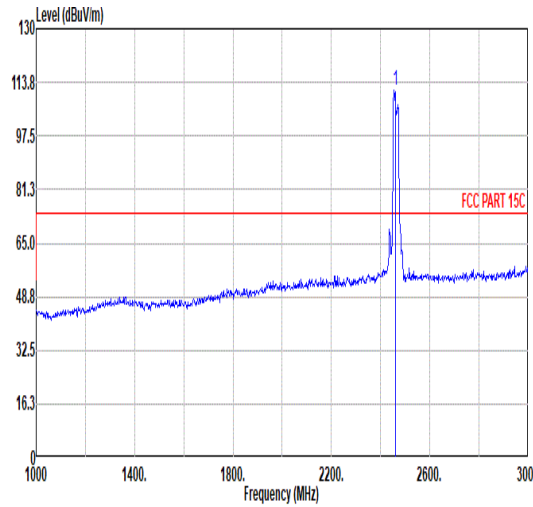
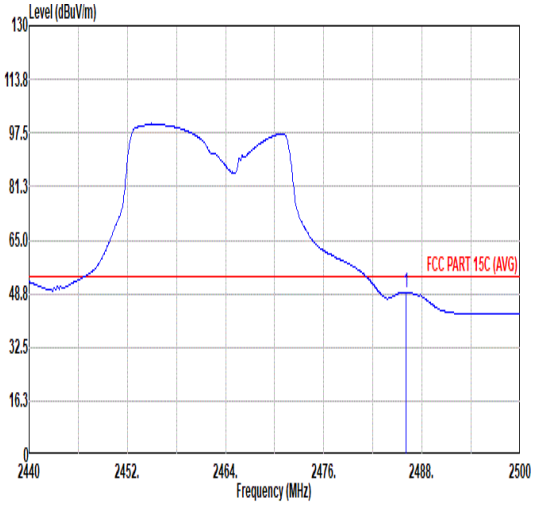
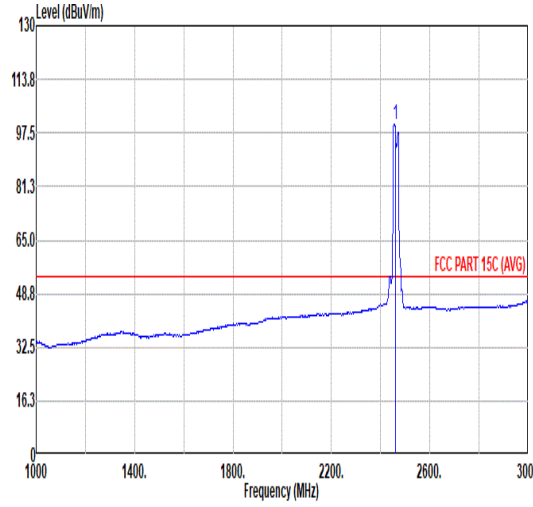


Mode	7																																																																																					
	Harmonic																																																																																					
	2400-2483.5_802.11be EHT20_CH01_2412MHz																																																																																					
ANT	CDD 9+10																																																																																					
Pol.	Horizontal	Vertical																																																																																				
Peak Avg	<table border="1"> <thead> <tr> <th colspan="2">Limit</th> <th>Read</th> <th>Ant</th> <th>Cable</th> <th>Preamp</th> <th>Aux</th> <th>APos</th> <th>TPos</th> <th rowspan="2">Remark</th> </tr> <tr> <th>Freq</th> <th>Level</th> <th>Line Margin</th> <th>Level Factor</th> <th>Loss Factor</th> <th>Factor</th> <th></th> <th></th> <th></th> </tr> <tr> <th>MHz</th> <th>dBuV/m</th> <th>dBuV/m</th> <th>dB</th> <th>dBuV</th> <th>dB/m</th> <th>dB</th> <th>dB</th> <th>dB</th> <th>cm</th> <th>deg</th> </tr> </thead> <tbody> <tr> <td>1</td> <td>4824.00</td> <td>39.16</td> <td>74.00</td> <td>-34.84</td> <td>58.18</td> <td>34.25</td> <td>12.38</td> <td>65.65</td> <td>0.00</td> <td>--</td> <td>PEAK</td> </tr> </tbody> </table>	Limit		Read	Ant	Cable	Preamp	Aux	APos	TPos	Remark	Freq	Level	Line Margin	Level Factor	Loss Factor	Factor				MHz	dBuV/m	dBuV/m	dB	dBuV	dB/m	dB	dB	dB	cm	deg	1	4824.00	39.16	74.00	-34.84	58.18	34.25	12.38	65.65	0.00	--	PEAK	<table border="1"> <thead> <tr> <th colspan="2">Limit</th> <th>Read</th> <th>Ant</th> <th>Cable</th> <th>Preamp</th> <th>Aux</th> <th>APos</th> <th>TPos</th> <th rowspan="2">Remark</th> </tr> <tr> <th>Freq</th> <th>Level</th> <th>Line Margin</th> <th>Level Factor</th> <th>Loss Factor</th> <th>Factor</th> <th></th> <th></th> <th></th> </tr> <tr> <th>MHz</th> <th>dBuV/m</th> <th>dBuV/m</th> <th>dB</th> <th>dBuV</th> <th>dB/m</th> <th>dB</th> <th>dB</th> <th>dB</th> <th>cm</th> <th>deg</th> </tr> </thead> <tbody> <tr> <td>1</td> <td>4824.00</td> <td>38.50</td> <td>74.00</td> <td>-35.50</td> <td>57.52</td> <td>34.25</td> <td>12.38</td> <td>65.65</td> <td>0.00</td> <td>--</td> <td>PEAK</td> </tr> </tbody> </table>	Limit		Read	Ant	Cable	Preamp	Aux	APos	TPos	Remark	Freq	Level	Line Margin	Level Factor	Loss Factor	Factor				MHz	dBuV/m	dBuV/m	dB	dBuV	dB/m	dB	dB	dB	cm	deg	1	4824.00	38.50	74.00	-35.50	57.52	34.25	12.38	65.65	0.00	--	PEAK
Limit		Read	Ant	Cable	Preamp	Aux	APos	TPos	Remark																																																																													
Freq	Level	Line Margin	Level Factor	Loss Factor	Factor																																																																																	
MHz	dBuV/m	dBuV/m	dB	dBuV	dB/m	dB	dB	dB	cm	deg																																																																												
1	4824.00	39.16	74.00	-34.84	58.18	34.25	12.38	65.65	0.00	--	PEAK																																																																											
Limit		Read	Ant	Cable	Preamp	Aux	APos	TPos	Remark																																																																													
Freq	Level	Line Margin	Level Factor	Loss Factor	Factor																																																																																	
MHz	dBuV/m	dBuV/m	dB	dBuV	dB/m	dB	dB	dB	cm	deg																																																																												
1	4824.00	38.50	74.00	-35.50	57.52	34.25	12.38	65.65	0.00	--	PEAK																																																																											

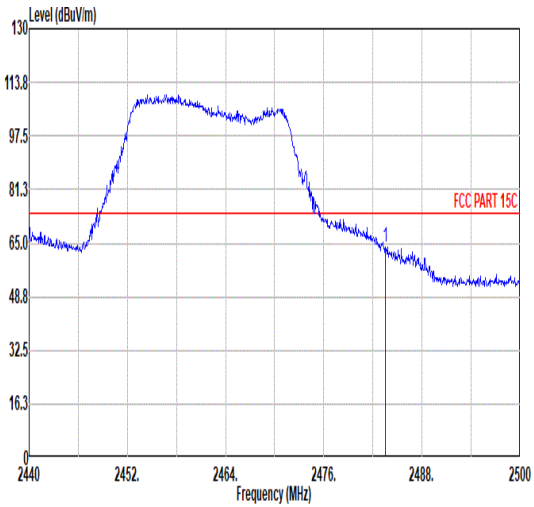
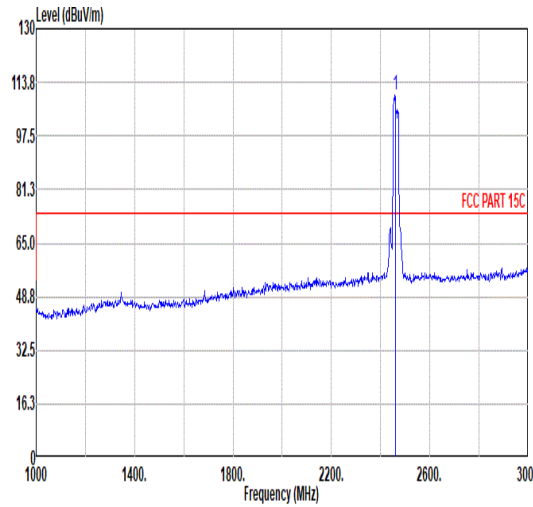
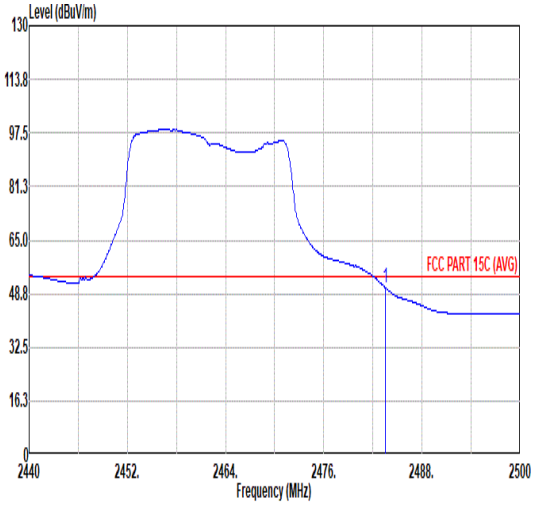
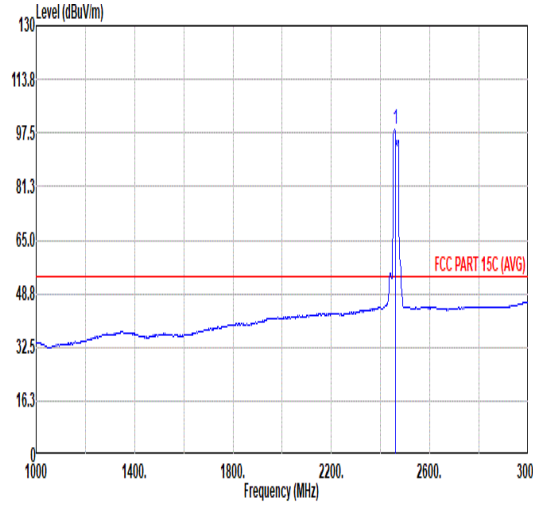


<b>Mode</b>	<b>8</b>																																																																																									
	<b>Harmonic</b>																																																																																									
	<b>2400-2483.5_802.11be EHT20_CH06_2437MHz</b>																																																																																									
<b>ANT</b>	<b>CDD 9+10</b>																																																																																									
<b>Pol.</b>	<b>Horizontal</b>	<b>Vertical</b>																																																																																								
<b>Peak Avg</b>	<table border="1"> <thead> <tr> <th>Limit</th> <th>Read</th> <th>Ant</th> <th>Cable</th> <th>Preamp</th> <th>Aux</th> <th>APos</th> <th>TPos</th> <th>Remark</th> </tr> <tr> <th>Freq</th> <th>Level</th> <th>Line Margin</th> <th>Level Factor</th> <th>Loss Factor</th> <th>Loss Factor</th> <th>Factor</th> <th>cm</th> <th>deg</th> </tr> </thead> <tbody> <tr> <td>1</td> <td>4874.00</td> <td>40.52</td> <td>74.00</td> <td>-33.48</td> <td>59.79</td> <td>34.20</td> <td>12.09</td> <td>65.56</td> <td>0.00</td> <td>--</td> <td>--</td> <td>PEAK</td> </tr> <tr> <td>2</td> <td>7311.00</td> <td>42.30</td> <td>74.00</td> <td>-31.70</td> <td>56.38</td> <td>35.00</td> <td>14.95</td> <td>64.83</td> <td>0.00</td> <td>--</td> <td>--</td> <td>PEAK</td> </tr> </tbody> </table>	Limit	Read	Ant	Cable	Preamp	Aux	APos	TPos	Remark	Freq	Level	Line Margin	Level Factor	Loss Factor	Loss Factor	Factor	cm	deg	1	4874.00	40.52	74.00	-33.48	59.79	34.20	12.09	65.56	0.00	--	--	PEAK	2	7311.00	42.30	74.00	-31.70	56.38	35.00	14.95	64.83	0.00	--	--	PEAK	<table border="1"> <thead> <tr> <th>Limit</th> <th>Read</th> <th>Ant</th> <th>Cable</th> <th>Preamp</th> <th>Aux</th> <th>APos</th> <th>TPos</th> <th>Remark</th> </tr> <tr> <th>Freq</th> <th>Level</th> <th>Line Margin</th> <th>Level Factor</th> <th>Loss Factor</th> <th>Loss Factor</th> <th>Factor</th> <th>cm</th> <th>deg</th> </tr> </thead> <tbody> <tr> <td>1</td> <td>4874.00</td> <td>40.31</td> <td>74.00</td> <td>-33.69</td> <td>59.58</td> <td>34.20</td> <td>12.09</td> <td>65.56</td> <td>0.00</td> <td>--</td> <td>--</td> <td>PEAK</td> </tr> <tr> <td>2</td> <td>7311.00</td> <td>42.58</td> <td>74.00</td> <td>-31.42</td> <td>56.66</td> <td>35.80</td> <td>14.95</td> <td>64.83</td> <td>0.00</td> <td>--</td> <td>--</td> <td>PEAK</td> </tr> </tbody> </table>	Limit	Read	Ant	Cable	Preamp	Aux	APos	TPos	Remark	Freq	Level	Line Margin	Level Factor	Loss Factor	Loss Factor	Factor	cm	deg	1	4874.00	40.31	74.00	-33.69	59.58	34.20	12.09	65.56	0.00	--	--	PEAK	2	7311.00	42.58	74.00	-31.42	56.66	35.80	14.95	64.83	0.00	--	--	PEAK
	Limit	Read	Ant	Cable	Preamp	Aux	APos	TPos	Remark																																																																																	
Freq	Level	Line Margin	Level Factor	Loss Factor	Loss Factor	Factor	cm	deg																																																																																		
1	4874.00	40.52	74.00	-33.48	59.79	34.20	12.09	65.56	0.00	--	--	PEAK																																																																														
2	7311.00	42.30	74.00	-31.70	56.38	35.00	14.95	64.83	0.00	--	--	PEAK																																																																														
Limit	Read	Ant	Cable	Preamp	Aux	APos	TPos	Remark																																																																																		
Freq	Level	Line Margin	Level Factor	Loss Factor	Loss Factor	Factor	cm	deg																																																																																		
1	4874.00	40.31	74.00	-33.69	59.58	34.20	12.09	65.56	0.00	--	--	PEAK																																																																														
2	7311.00	42.58	74.00	-31.42	56.66	35.80	14.95	64.83	0.00	--	--	PEAK																																																																														



		<b>9</b>																																																																																		
<b>Mode</b>	<b>Band Edge</b>																																																																																			
	<b>2400-2483.5_802.11be EHT20_CH11_2462MHz</b>																																																																																			
<b>ANT</b>	<b>CDD 9+10</b>																																																																																			
<b>Pol.</b>	<b>Horizontal</b>	<b>Fundamental</b>																																																																																		
<b>Peak</b>	 <p>Level (dBuV/m) vs Frequency (MHz) plot for Horizontal polarization. The plot shows a signal between 2440 and 2500 MHz. A red horizontal line indicates the FCC PART 15C limit at approximately 74 dBuV/m. A peak is observed at 2486.02 MHz.</p> <table border="1"> <thead> <tr> <th>Limit</th> <th>Read</th> <th>Ant</th> <th>Cable</th> <th>Preamp</th> <th>Aux</th> <th>APos</th> <th>TPos</th> <th>Remark</th> </tr> <tr> <th>Freq</th> <th>Level</th> <th>Line Margin</th> <th>Level Factor</th> <th>Loss Factor</th> <th>Factor</th> <th></th> <th></th> <th></th> </tr> <tr> <th>MHz</th> <th>dBuV/m</th> <th>dBuV/m</th> <th>dB</th> <th>dBuV</th> <th>dB/m</th> <th>dB</th> <th>dB</th> <th>dB</th> <th>cm</th> <th>deg</th> </tr> </thead> <tbody> <tr> <td>1</td> <td>2486.02</td> <td>67.50</td> <td>74.00</td> <td>-6.50</td> <td>51.19</td> <td>32.40</td> <td>8.88</td> <td>30.97</td> <td>6.00</td> <td>125</td> <td>92 PEAK</td> </tr> </tbody> </table>	Limit	Read	Ant	Cable	Preamp	Aux	APos	TPos	Remark	Freq	Level	Line Margin	Level Factor	Loss Factor	Factor				MHz	dBuV/m	dBuV/m	dB	dBuV	dB/m	dB	dB	dB	cm	deg	1	2486.02	67.50	74.00	-6.50	51.19	32.40	8.88	30.97	6.00	125	92 PEAK	 <p>Level (dBuV/m) vs Frequency (MHz) plot for Fundamental polarization. The plot shows a signal between 1000 and 3000 MHz. A red horizontal line indicates the FCC PART 15C limit at approximately 74 dBuV/m. A sharp peak is observed at 2462.00 MHz.</p> <table border="1"> <thead> <tr> <th>Limit</th> <th>Read</th> <th>Ant</th> <th>Cable</th> <th>Preamp</th> <th>Aux</th> <th>APos</th> <th>TPos</th> <th>Remark</th> </tr> <tr> <th>Freq</th> <th>Level</th> <th>Line Margin</th> <th>Level Factor</th> <th>Loss Factor</th> <th>Factor</th> <th></th> <th></th> <th></th> </tr> <tr> <th>MHz</th> <th>dBuV/m</th> <th>dBuV/m</th> <th>dB</th> <th>dBuV</th> <th>dB/m</th> <th>dB</th> <th>dB</th> <th>dB</th> <th>cm</th> <th>deg</th> </tr> </thead> <tbody> <tr> <td>1</td> <td>2462.00</td> <td>111.24</td> <td>-----</td> <td>-----</td> <td>94.89</td> <td>32.40</td> <td>8.90</td> <td>30.95</td> <td>6.00</td> <td>125</td> <td>92 PEAK</td> </tr> </tbody> </table>	Limit	Read	Ant	Cable	Preamp	Aux	APos	TPos	Remark	Freq	Level	Line Margin	Level Factor	Loss Factor	Factor				MHz	dBuV/m	dBuV/m	dB	dBuV	dB/m	dB	dB	dB	cm	deg	1	2462.00	111.24	-----	-----	94.89	32.40	8.90	30.95	6.00	125	92 PEAK
	Limit	Read	Ant	Cable	Preamp	Aux	APos	TPos	Remark																																																																											
Freq	Level	Line Margin	Level Factor	Loss Factor	Factor																																																																															
MHz	dBuV/m	dBuV/m	dB	dBuV	dB/m	dB	dB	dB	cm	deg																																																																										
1	2486.02	67.50	74.00	-6.50	51.19	32.40	8.88	30.97	6.00	125	92 PEAK																																																																									
Limit	Read	Ant	Cable	Preamp	Aux	APos	TPos	Remark																																																																												
Freq	Level	Line Margin	Level Factor	Loss Factor	Factor																																																																															
MHz	dBuV/m	dBuV/m	dB	dBuV	dB/m	dB	dB	dB	cm	deg																																																																										
1	2462.00	111.24	-----	-----	94.89	32.40	8.90	30.95	6.00	125	92 PEAK																																																																									
<b>Avg</b>	 <p>Level (dBuV/m) vs Frequency (MHz) plot for Average Horizontal polarization. The plot shows a signal between 2440 and 2500 MHz. A red horizontal line indicates the FCC PART 15C (AVG) limit at approximately 54 dBuV/m. A peak is observed at 2486.08 MHz.</p> <table border="1"> <thead> <tr> <th>Limit</th> <th>Read</th> <th>Ant</th> <th>Cable</th> <th>Preamp</th> <th>Aux</th> <th>APos</th> <th>TPos</th> <th>Remark</th> </tr> <tr> <th>Freq</th> <th>Level</th> <th>Line Margin</th> <th>Level Factor</th> <th>Loss Factor</th> <th>Factor</th> <th></th> <th></th> <th></th> </tr> <tr> <th>MHz</th> <th>dBuV/m</th> <th>dBuV/m</th> <th>dB</th> <th>dBuV</th> <th>dB/m</th> <th>dB</th> <th>dB</th> <th>dB</th> <th>cm</th> <th>deg</th> </tr> </thead> <tbody> <tr> <td>1</td> <td>2486.08</td> <td>49.29</td> <td>54.00</td> <td>-4.71</td> <td>32.98</td> <td>32.40</td> <td>8.88</td> <td>30.97</td> <td>6.00</td> <td>125</td> <td>92 AVERAGE</td> </tr> </tbody> </table>	Limit	Read	Ant	Cable	Preamp	Aux	APos	TPos	Remark	Freq	Level	Line Margin	Level Factor	Loss Factor	Factor				MHz	dBuV/m	dBuV/m	dB	dBuV	dB/m	dB	dB	dB	cm	deg	1	2486.08	49.29	54.00	-4.71	32.98	32.40	8.88	30.97	6.00	125	92 AVERAGE	 <p>Level (dBuV/m) vs Frequency (MHz) plot for Average Fundamental polarization. The plot shows a signal between 1000 and 3000 MHz. A red horizontal line indicates the FCC PART 15C (AVG) limit at approximately 54 dBuV/m. A sharp peak is observed at 2462.00 MHz.</p> <table border="1"> <thead> <tr> <th>Limit</th> <th>Read</th> <th>Ant</th> <th>Cable</th> <th>Preamp</th> <th>Aux</th> <th>APos</th> <th>TPos</th> <th>Remark</th> </tr> <tr> <th>Freq</th> <th>Level</th> <th>Line Margin</th> <th>Level Factor</th> <th>Loss Factor</th> <th>Factor</th> <th></th> <th></th> <th></th> </tr> <tr> <th>MHz</th> <th>dBuV/m</th> <th>dBuV/m</th> <th>dB</th> <th>dBuV</th> <th>dB/m</th> <th>dB</th> <th>dB</th> <th>dB</th> <th>cm</th> <th>deg</th> </tr> </thead> <tbody> <tr> <td>1</td> <td>2462.00</td> <td>100.25</td> <td>-----</td> <td>-----</td> <td>83.91</td> <td>32.40</td> <td>8.90</td> <td>30.96</td> <td>6.00</td> <td>125</td> <td>92 AVERAGE</td> </tr> </tbody> </table>	Limit	Read	Ant	Cable	Preamp	Aux	APos	TPos	Remark	Freq	Level	Line Margin	Level Factor	Loss Factor	Factor				MHz	dBuV/m	dBuV/m	dB	dBuV	dB/m	dB	dB	dB	cm	deg	1	2462.00	100.25	-----	-----	83.91	32.40	8.90	30.96	6.00	125	92 AVERAGE
	Limit	Read	Ant	Cable	Preamp	Aux	APos	TPos	Remark																																																																											
Freq	Level	Line Margin	Level Factor	Loss Factor	Factor																																																																															
MHz	dBuV/m	dBuV/m	dB	dBuV	dB/m	dB	dB	dB	cm	deg																																																																										
1	2486.08	49.29	54.00	-4.71	32.98	32.40	8.88	30.97	6.00	125	92 AVERAGE																																																																									
Limit	Read	Ant	Cable	Preamp	Aux	APos	TPos	Remark																																																																												
Freq	Level	Line Margin	Level Factor	Loss Factor	Factor																																																																															
MHz	dBuV/m	dBuV/m	dB	dBuV	dB/m	dB	dB	dB	cm	deg																																																																										
1	2462.00	100.25	-----	-----	83.91	32.40	8.90	30.96	6.00	125	92 AVERAGE																																																																									

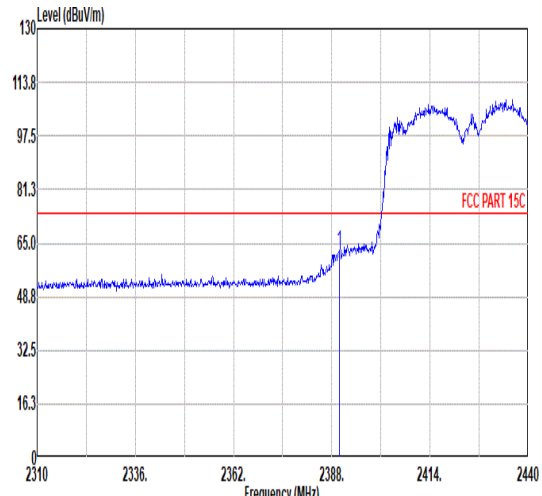
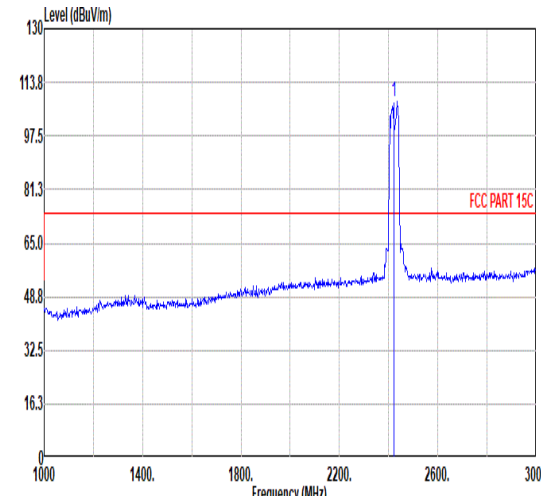
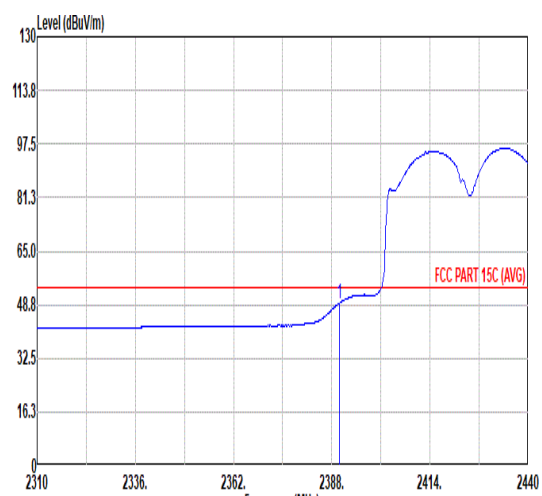
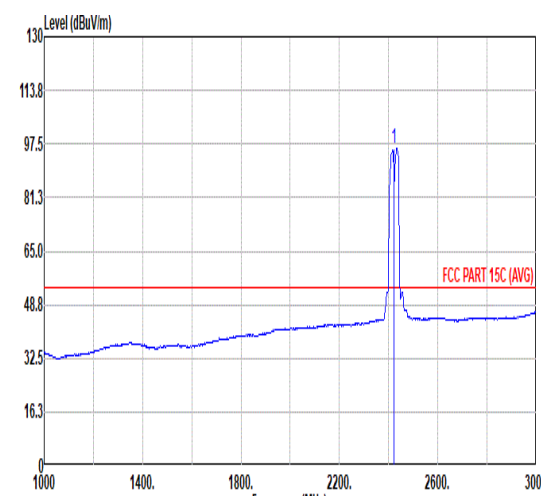


Mode	9																																																																																	
	Band Edge																																																																																	
	2400-2483.5_802.11be EHT20_CH11_2462MHz																																																																																	
ANT	CDD 9+10																																																																																	
Pol.	Vertical	Fundamental																																																																																
Peak	 <table border="1" data-bbox="263 1108 798 1243"> <thead> <tr> <th>Limit</th> <th>Read</th> <th>Ant</th> <th>Cable</th> <th>Preamp</th> <th>Aux</th> <th>APos</th> <th>TPos</th> <th>Remark</th> </tr> <tr> <th>Freq</th> <th>Level</th> <th>Line Margin</th> <th>Level Factor</th> <th>Loss Factor</th> <th>Factor</th> <th></th> <th></th> <th></th> </tr> <tr> <th>MHz</th> <th>dBuV/m</th> <th>dBuV/m</th> <th>dB</th> <th>dBuV</th> <th>dB/m</th> <th>dB</th> <th>dB</th> <th>dB</th> </tr> </thead> <tbody> <tr> <td>1</td> <td>2483.56</td> <td>63.93</td> <td>74.00</td> <td>-10.07</td> <td>47.62</td> <td>32.40</td> <td>8.88</td> <td>30.97</td> <td>6.00</td> <td>367</td> <td>81</td> <td>PEAK</td> </tr> </tbody> </table>	Limit	Read	Ant	Cable	Preamp	Aux	APos	TPos	Remark	Freq	Level	Line Margin	Level Factor	Loss Factor	Factor				MHz	dBuV/m	dBuV/m	dB	dBuV	dB/m	dB	dB	dB	1	2483.56	63.93	74.00	-10.07	47.62	32.40	8.88	30.97	6.00	367	81	PEAK	 <table border="1" data-bbox="901 1108 1436 1243"> <thead> <tr> <th>Limit</th> <th>Read</th> <th>Ant</th> <th>Cable</th> <th>Preamp</th> <th>Aux</th> <th>APos</th> <th>TPos</th> <th>Remark</th> </tr> <tr> <th>Freq</th> <th>Level</th> <th>Line Margin</th> <th>Level Factor</th> <th>Loss Factor</th> <th>Factor</th> <th></th> <th></th> <th></th> </tr> <tr> <th>MHz</th> <th>dBuV/m</th> <th>dBuV/m</th> <th>dB</th> <th>dBuV</th> <th>dB/m</th> <th>dB</th> <th>dB</th> <th>dB</th> </tr> </thead> <tbody> <tr> <td>1</td> <td>2462.00</td> <td>109.85</td> <td>-----</td> <td>-----</td> <td>93.51</td> <td>32.40</td> <td>8.90</td> <td>30.96</td> <td>6.00</td> <td>367</td> <td>81</td> <td>PEAK</td> </tr> </tbody> </table>	Limit	Read	Ant	Cable	Preamp	Aux	APos	TPos	Remark	Freq	Level	Line Margin	Level Factor	Loss Factor	Factor				MHz	dBuV/m	dBuV/m	dB	dBuV	dB/m	dB	dB	dB	1	2462.00	109.85	-----	-----	93.51	32.40	8.90	30.96	6.00	367	81	PEAK
	Limit	Read	Ant	Cable	Preamp	Aux	APos	TPos	Remark																																																																									
Freq	Level	Line Margin	Level Factor	Loss Factor	Factor																																																																													
MHz	dBuV/m	dBuV/m	dB	dBuV	dB/m	dB	dB	dB																																																																										
1	2483.56	63.93	74.00	-10.07	47.62	32.40	8.88	30.97	6.00	367	81	PEAK																																																																						
Limit	Read	Ant	Cable	Preamp	Aux	APos	TPos	Remark																																																																										
Freq	Level	Line Margin	Level Factor	Loss Factor	Factor																																																																													
MHz	dBuV/m	dBuV/m	dB	dBuV	dB/m	dB	dB	dB																																																																										
1	2462.00	109.85	-----	-----	93.51	32.40	8.90	30.96	6.00	367	81	PEAK																																																																						
Avg	 <table border="1" data-bbox="263 1792 798 1926"> <thead> <tr> <th>Limit</th> <th>Read</th> <th>Ant</th> <th>Cable</th> <th>Preamp</th> <th>Aux</th> <th>APos</th> <th>TPos</th> <th>Remark</th> </tr> <tr> <th>Freq</th> <th>Level</th> <th>Line Margin</th> <th>Level Factor</th> <th>Loss Factor</th> <th>Factor</th> <th></th> <th></th> <th></th> </tr> <tr> <th>MHz</th> <th>dBuV/m</th> <th>dBuV/m</th> <th>dB</th> <th>dBuV</th> <th>dB/m</th> <th>dB</th> <th>dB</th> <th>dB</th> </tr> </thead> <tbody> <tr> <td>1</td> <td>2483.50</td> <td>50.67</td> <td>54.00</td> <td>-3.33</td> <td>34.36</td> <td>32.40</td> <td>8.88</td> <td>30.97</td> <td>6.00</td> <td>367</td> <td>81</td> <td>AVERAGE</td> </tr> </tbody> </table>	Limit	Read	Ant	Cable	Preamp	Aux	APos	TPos	Remark	Freq	Level	Line Margin	Level Factor	Loss Factor	Factor				MHz	dBuV/m	dBuV/m	dB	dBuV	dB/m	dB	dB	dB	1	2483.50	50.67	54.00	-3.33	34.36	32.40	8.88	30.97	6.00	367	81	AVERAGE	 <table border="1" data-bbox="901 1792 1436 1926"> <thead> <tr> <th>Limit</th> <th>Read</th> <th>Ant</th> <th>Cable</th> <th>Preamp</th> <th>Aux</th> <th>APos</th> <th>TPos</th> <th>Remark</th> </tr> <tr> <th>Freq</th> <th>Level</th> <th>Line Margin</th> <th>Level Factor</th> <th>Loss Factor</th> <th>Factor</th> <th></th> <th></th> <th></th> </tr> <tr> <th>MHz</th> <th>dBuV/m</th> <th>dBuV/m</th> <th>dB</th> <th>dBuV</th> <th>dB/m</th> <th>dB</th> <th>dB</th> <th>dB</th> </tr> </thead> <tbody> <tr> <td>1</td> <td>2462.00</td> <td>98.55</td> <td>-----</td> <td>-----</td> <td>82.21</td> <td>32.40</td> <td>8.90</td> <td>30.96</td> <td>6.00</td> <td>367</td> <td>81</td> <td>AVERAGE</td> </tr> </tbody> </table>	Limit	Read	Ant	Cable	Preamp	Aux	APos	TPos	Remark	Freq	Level	Line Margin	Level Factor	Loss Factor	Factor				MHz	dBuV/m	dBuV/m	dB	dBuV	dB/m	dB	dB	dB	1	2462.00	98.55	-----	-----	82.21	32.40	8.90	30.96	6.00	367	81	AVERAGE
Limit	Read	Ant	Cable	Preamp	Aux	APos	TPos	Remark																																																																										
Freq	Level	Line Margin	Level Factor	Loss Factor	Factor																																																																													
MHz	dBuV/m	dBuV/m	dB	dBuV	dB/m	dB	dB	dB																																																																										
1	2483.50	50.67	54.00	-3.33	34.36	32.40	8.88	30.97	6.00	367	81	AVERAGE																																																																						
Limit	Read	Ant	Cable	Preamp	Aux	APos	TPos	Remark																																																																										
Freq	Level	Line Margin	Level Factor	Loss Factor	Factor																																																																													
MHz	dBuV/m	dBuV/m	dB	dBuV	dB/m	dB	dB	dB																																																																										
1	2462.00	98.55	-----	-----	82.21	32.40	8.90	30.96	6.00	367	81	AVERAGE																																																																						

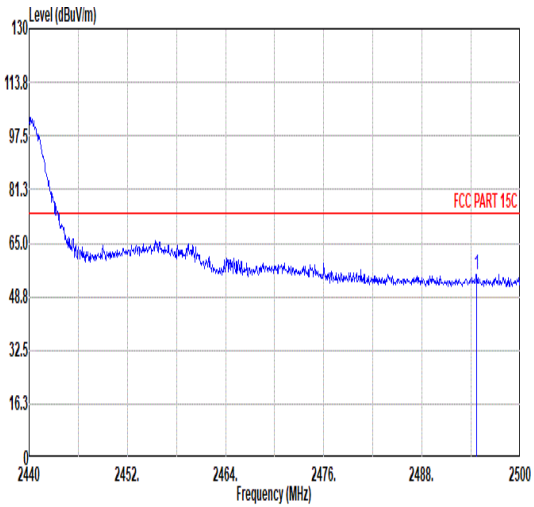
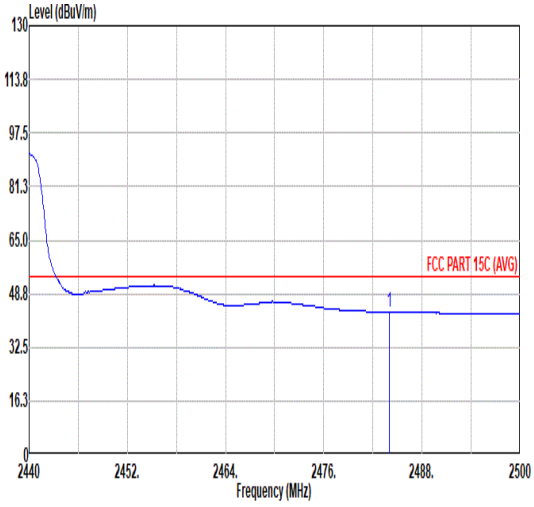


Mode	9																																																																																																													
	Harmonic																																																																																																													
	2400-2483.5_802.11be EHT20_CH11_2462MHz																																																																																																													
ANT	CDD 9+10																																																																																																													
Pol.	Horizontal	Vertical																																																																																																												
Peak Avg	<table border="1"> <thead> <tr> <th>Limit</th> <th>Read</th> <th>Ant</th> <th>Cable</th> <th>Preamp</th> <th>Aux</th> <th>APos</th> <th>TPos</th> <th>Remark</th> </tr> <tr> <th>Freq</th> <th>Level</th> <th>Line Margin</th> <th>Level Factor</th> <th>Loss Factor</th> <th>Loss Factor</th> <th>Factor</th> <th></th> <th></th> </tr> <tr> <th>MHz</th> <th>dBuV/m</th> <th>dBuV/m</th> <th>dB</th> <th>dBuV</th> <th>dB/m</th> <th>dB</th> <th>dB</th> <th>cm</th> <th>deg</th> </tr> </thead> <tbody> <tr> <td>1</td> <td>4924.00</td> <td>40.16</td> <td>74.00</td> <td>-33.84</td> <td>59.37</td> <td>34.25</td> <td>12.00</td> <td>65.46</td> <td>0.00</td> <td>--</td> <td>--</td> <td>PEAK</td> </tr> <tr> <td>2</td> <td>7386.00</td> <td>43.00</td> <td>74.00</td> <td>-31.00</td> <td>57.37</td> <td>35.00</td> <td>14.87</td> <td>65.04</td> <td>0.00</td> <td>--</td> <td>--</td> <td>PEAK</td> </tr> </tbody> </table>	Limit	Read	Ant	Cable	Preamp	Aux	APos	TPos	Remark	Freq	Level	Line Margin	Level Factor	Loss Factor	Loss Factor	Factor			MHz	dBuV/m	dBuV/m	dB	dBuV	dB/m	dB	dB	cm	deg	1	4924.00	40.16	74.00	-33.84	59.37	34.25	12.00	65.46	0.00	--	--	PEAK	2	7386.00	43.00	74.00	-31.00	57.37	35.00	14.87	65.04	0.00	--	--	PEAK	<table border="1"> <thead> <tr> <th>Limit</th> <th>Read</th> <th>Ant</th> <th>Cable</th> <th>Preamp</th> <th>Aux</th> <th>APos</th> <th>TPos</th> <th>Remark</th> </tr> <tr> <th>Freq</th> <th>Level</th> <th>Line Margin</th> <th>Level Factor</th> <th>Loss Factor</th> <th>Loss Factor</th> <th>Factor</th> <th></th> <th></th> </tr> <tr> <th>MHz</th> <th>dBuV/m</th> <th>dBuV/m</th> <th>dB</th> <th>dBuV</th> <th>dB/m</th> <th>dB</th> <th>dB</th> <th>cm</th> <th>deg</th> </tr> </thead> <tbody> <tr> <td>1</td> <td>4924.00</td> <td>41.09</td> <td>74.00</td> <td>-32.91</td> <td>60.30</td> <td>34.25</td> <td>12.00</td> <td>65.46</td> <td>0.00</td> <td>--</td> <td>--</td> <td>PEAK</td> </tr> <tr> <td>2</td> <td>7386.00</td> <td>44.78</td> <td>74.00</td> <td>-29.22</td> <td>59.15</td> <td>35.80</td> <td>14.87</td> <td>65.04</td> <td>0.00</td> <td>--</td> <td>--</td> <td>PEAK</td> </tr> </tbody> </table>	Limit	Read	Ant	Cable	Preamp	Aux	APos	TPos	Remark	Freq	Level	Line Margin	Level Factor	Loss Factor	Loss Factor	Factor			MHz	dBuV/m	dBuV/m	dB	dBuV	dB/m	dB	dB	cm	deg	1	4924.00	41.09	74.00	-32.91	60.30	34.25	12.00	65.46	0.00	--	--	PEAK	2	7386.00	44.78	74.00	-29.22	59.15	35.80	14.87	65.04	0.00	--	--	PEAK
Limit	Read	Ant	Cable	Preamp	Aux	APos	TPos	Remark																																																																																																						
Freq	Level	Line Margin	Level Factor	Loss Factor	Loss Factor	Factor																																																																																																								
MHz	dBuV/m	dBuV/m	dB	dBuV	dB/m	dB	dB	cm	deg																																																																																																					
1	4924.00	40.16	74.00	-33.84	59.37	34.25	12.00	65.46	0.00	--	--	PEAK																																																																																																		
2	7386.00	43.00	74.00	-31.00	57.37	35.00	14.87	65.04	0.00	--	--	PEAK																																																																																																		
Limit	Read	Ant	Cable	Preamp	Aux	APos	TPos	Remark																																																																																																						
Freq	Level	Line Margin	Level Factor	Loss Factor	Loss Factor	Factor																																																																																																								
MHz	dBuV/m	dBuV/m	dB	dBuV	dB/m	dB	dB	cm	deg																																																																																																					
1	4924.00	41.09	74.00	-32.91	60.30	34.25	12.00	65.46	0.00	--	--	PEAK																																																																																																		
2	7386.00	44.78	74.00	-29.22	59.15	35.80	14.87	65.04	0.00	--	--	PEAK																																																																																																		

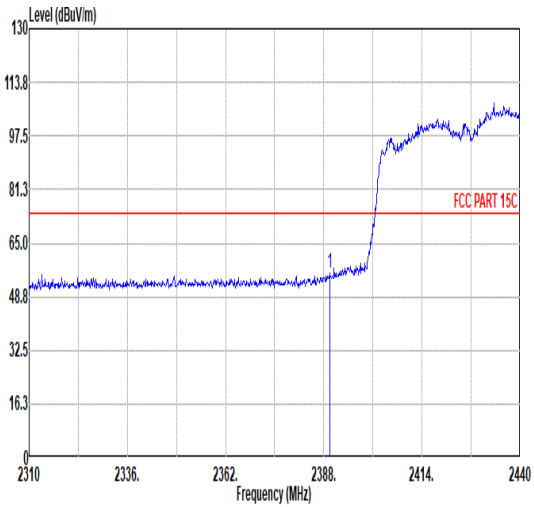
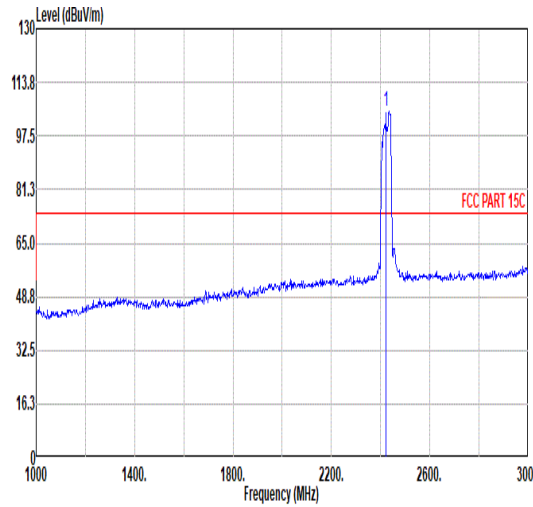
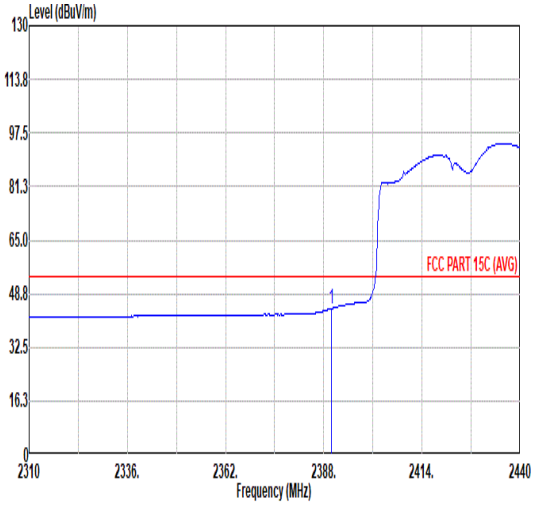
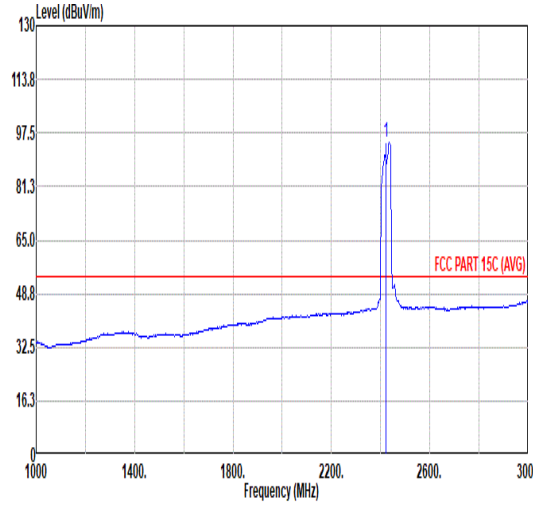


		<b>10</b>																																																																																		
<b>Mode</b>	<b>Band Edge - L</b>																																																																																			
	<b>2400-2483.5_802.11be EHT40_CH03_2422MHz</b>																																																																																			
<b>ANT</b>	<b>CDD 9+10</b>																																																																																			
<b>Pol.</b>	<b>Horizontal</b>	<b>Fundamental</b>																																																																																		
<b>Peak</b>	 <p>Level (dBuV/m)</p> <p>Frequency (MHz)</p> <p>FCC PART 15C</p> <table border="1"> <thead> <tr> <th>Limit</th> <th>Read</th> <th>Ant</th> <th>Cable</th> <th>Preamp</th> <th>Aux</th> <th>APos</th> <th>TPos</th> <th>Remark</th> </tr> <tr> <th>Freq</th> <th>Level</th> <th>Line Margin</th> <th>Level Factor</th> <th>Loss Factor</th> <th>Factor</th> <th></th> <th></th> <th></th> </tr> <tr> <th>MHz</th> <th>dBuV/m</th> <th>dBuV/m</th> <th>dB</th> <th>dBuV</th> <th>dB/m</th> <th>dB</th> <th>dB</th> <th>cm</th> <th>deg</th> </tr> </thead> <tbody> <tr> <td>1</td> <td>2389.95</td> <td>62.66</td> <td>74.00</td> <td>-11.34</td> <td>46.43</td> <td>32.38</td> <td>8.78</td> <td>30.93</td> <td>6.00</td> <td>129</td> <td>94</td> <td>PEAK</td> </tr> </tbody> </table>	Limit	Read	Ant	Cable	Preamp	Aux	APos	TPos	Remark	Freq	Level	Line Margin	Level Factor	Loss Factor	Factor				MHz	dBuV/m	dBuV/m	dB	dBuV	dB/m	dB	dB	cm	deg	1	2389.95	62.66	74.00	-11.34	46.43	32.38	8.78	30.93	6.00	129	94	PEAK	 <p>Level (dBuV/m)</p> <p>Frequency (MHz)</p> <p>FCC PART 15C</p> <table border="1"> <thead> <tr> <th>Limit</th> <th>Read</th> <th>Ant</th> <th>Cable</th> <th>Preamp</th> <th>Aux</th> <th>APos</th> <th>TPos</th> <th>Remark</th> </tr> <tr> <th>Freq</th> <th>Level</th> <th>Line Margin</th> <th>Level Factor</th> <th>Loss Factor</th> <th>Factor</th> <th></th> <th></th> <th></th> </tr> <tr> <th>MHz</th> <th>dBuV/m</th> <th>dBuV/m</th> <th>dB</th> <th>dBuV</th> <th>dB/m</th> <th>dB</th> <th>dB</th> <th>cm</th> <th>deg</th> </tr> </thead> <tbody> <tr> <td>1</td> <td>2422.00</td> <td>107.91</td> <td>-----</td> <td>-----</td> <td>91.59</td> <td>32.40</td> <td>8.87</td> <td>30.95</td> <td>6.00</td> <td>129</td> <td>94</td> <td>PEAK</td> </tr> </tbody> </table>	Limit	Read	Ant	Cable	Preamp	Aux	APos	TPos	Remark	Freq	Level	Line Margin	Level Factor	Loss Factor	Factor				MHz	dBuV/m	dBuV/m	dB	dBuV	dB/m	dB	dB	cm	deg	1	2422.00	107.91	-----	-----	91.59	32.40	8.87	30.95	6.00	129	94	PEAK
	Limit	Read	Ant	Cable	Preamp	Aux	APos	TPos	Remark																																																																											
Freq	Level	Line Margin	Level Factor	Loss Factor	Factor																																																																															
MHz	dBuV/m	dBuV/m	dB	dBuV	dB/m	dB	dB	cm	deg																																																																											
1	2389.95	62.66	74.00	-11.34	46.43	32.38	8.78	30.93	6.00	129	94	PEAK																																																																								
Limit	Read	Ant	Cable	Preamp	Aux	APos	TPos	Remark																																																																												
Freq	Level	Line Margin	Level Factor	Loss Factor	Factor																																																																															
MHz	dBuV/m	dBuV/m	dB	dBuV	dB/m	dB	dB	cm	deg																																																																											
1	2422.00	107.91	-----	-----	91.59	32.40	8.87	30.95	6.00	129	94	PEAK																																																																								
<b>Avg</b>	 <p>Level (dBuV/m)</p> <p>Frequency (MHz)</p> <p>FCC PART 15C (AVG)</p> <table border="1"> <thead> <tr> <th>Limit</th> <th>Read</th> <th>Ant</th> <th>Cable</th> <th>Preamp</th> <th>Aux</th> <th>APos</th> <th>TPos</th> <th>Remark</th> </tr> <tr> <th>Freq</th> <th>Level</th> <th>Line Margin</th> <th>Level Factor</th> <th>Loss Factor</th> <th>Factor</th> <th></th> <th></th> <th></th> </tr> <tr> <th>MHz</th> <th>dBuV/m</th> <th>dBuV/m</th> <th>dB</th> <th>dBuV</th> <th>dB/m</th> <th>dB</th> <th>dB</th> <th>cm</th> <th>deg</th> </tr> </thead> <tbody> <tr> <td>1</td> <td>2389.95</td> <td>49.16</td> <td>54.00</td> <td>-4.84</td> <td>32.93</td> <td>32.38</td> <td>8.78</td> <td>30.93</td> <td>6.00</td> <td>129</td> <td>94</td> <td>AVERAGE</td> </tr> </tbody> </table>	Limit	Read	Ant	Cable	Preamp	Aux	APos	TPos	Remark	Freq	Level	Line Margin	Level Factor	Loss Factor	Factor				MHz	dBuV/m	dBuV/m	dB	dBuV	dB/m	dB	dB	cm	deg	1	2389.95	49.16	54.00	-4.84	32.93	32.38	8.78	30.93	6.00	129	94	AVERAGE	 <p>Level (dBuV/m)</p> <p>Frequency (MHz)</p> <p>FCC PART 15C (AVG)</p> <table border="1"> <thead> <tr> <th>Limit</th> <th>Read</th> <th>Ant</th> <th>Cable</th> <th>Preamp</th> <th>Aux</th> <th>APos</th> <th>TPos</th> <th>Remark</th> </tr> <tr> <th>Freq</th> <th>Level</th> <th>Line Margin</th> <th>Level Factor</th> <th>Loss Factor</th> <th>Factor</th> <th></th> <th></th> <th></th> </tr> <tr> <th>MHz</th> <th>dBuV/m</th> <th>dBuV/m</th> <th>dB</th> <th>dBuV</th> <th>dB/m</th> <th>dB</th> <th>dB</th> <th>cm</th> <th>deg</th> </tr> </thead> <tbody> <tr> <td>1</td> <td>2422.00</td> <td>96.39</td> <td>-----</td> <td>-----</td> <td>80.07</td> <td>32.40</td> <td>8.87</td> <td>30.95</td> <td>6.00</td> <td>129</td> <td>94</td> <td>AVERAGE</td> </tr> </tbody> </table>	Limit	Read	Ant	Cable	Preamp	Aux	APos	TPos	Remark	Freq	Level	Line Margin	Level Factor	Loss Factor	Factor				MHz	dBuV/m	dBuV/m	dB	dBuV	dB/m	dB	dB	cm	deg	1	2422.00	96.39	-----	-----	80.07	32.40	8.87	30.95	6.00	129	94	AVERAGE
Limit	Read	Ant	Cable	Preamp	Aux	APos	TPos	Remark																																																																												
Freq	Level	Line Margin	Level Factor	Loss Factor	Factor																																																																															
MHz	dBuV/m	dBuV/m	dB	dBuV	dB/m	dB	dB	cm	deg																																																																											
1	2389.95	49.16	54.00	-4.84	32.93	32.38	8.78	30.93	6.00	129	94	AVERAGE																																																																								
Limit	Read	Ant	Cable	Preamp	Aux	APos	TPos	Remark																																																																												
Freq	Level	Line Margin	Level Factor	Loss Factor	Factor																																																																															
MHz	dBuV/m	dBuV/m	dB	dBuV	dB/m	dB	dB	cm	deg																																																																											
1	2422.00	96.39	-----	-----	80.07	32.40	8.87	30.95	6.00	129	94	AVERAGE																																																																								



	<b>10</b>																																																		
<b>Mode</b>	<b>Band Edge - R</b>																																																		
<b>ANT</b>	<b>CDD 9+10</b>																																																		
<b>Pol.</b>	<b>Horizontal</b>	<b>Fundamental</b>																																																	
<b>Peak</b>	 <table border="1" data-bbox="263 1108 774 1243"> <thead> <tr> <th>Limit</th> <th>Read</th> <th>Ant</th> <th>Cable</th> <th>Preamp</th> <th>Aux</th> <th>APos</th> <th>TPos</th> <th>Remark</th> </tr> <tr> <th>Freq</th> <th>Level</th> <th>Line</th> <th>Margin</th> <th>Level</th> <th>Factor</th> <th>Loss</th> <th>Factor</th> <th>Factor</th> </tr> <tr> <th>MHz</th> <th>dBuV/m</th> <th>dBuV/m</th> <th>dB</th> <th>dBuV</th> <th>dB/m</th> <th>dB</th> <th>dB</th> <th>dB</th> </tr> <tr> <th></th> <th></th> <th></th> <th></th> <th></th> <th></th> <th></th> <th>cm</th> <th>deg</th> </tr> </thead> <tbody> <tr> <td>1</td> <td>2494.66</td> <td>55.49</td> <td>74.00</td> <td>-18.51</td> <td>39.19</td> <td>32.40</td> <td>8.87</td> <td>30.97</td> <td>6.00</td> <td>129</td> <td>94</td> <td>PEAK</td> </tr> </tbody> </table>	Limit	Read	Ant	Cable	Preamp	Aux	APos	TPos	Remark	Freq	Level	Line	Margin	Level	Factor	Loss	Factor	Factor	MHz	dBuV/m	dBuV/m	dB	dBuV	dB/m	dB	dB	dB								cm	deg	1	2494.66	55.49	74.00	-18.51	39.19	32.40	8.87	30.97	6.00	129	94	PEAK	<b>Blank</b>
Limit	Read	Ant	Cable	Preamp	Aux	APos	TPos	Remark																																											
Freq	Level	Line	Margin	Level	Factor	Loss	Factor	Factor																																											
MHz	dBuV/m	dBuV/m	dB	dBuV	dB/m	dB	dB	dB																																											
							cm	deg																																											
1	2494.66	55.49	74.00	-18.51	39.19	32.40	8.87	30.97	6.00	129	94	PEAK																																							
<b>Avg</b>	 <table border="1" data-bbox="263 1792 774 1915"> <thead> <tr> <th>Limit</th> <th>Read</th> <th>Ant</th> <th>Cable</th> <th>Preamp</th> <th>Aux</th> <th>APos</th> <th>TPos</th> <th>Remark</th> </tr> <tr> <th>Freq</th> <th>Level</th> <th>Line</th> <th>Margin</th> <th>Level</th> <th>Factor</th> <th>Loss</th> <th>Factor</th> <th>Factor</th> </tr> <tr> <th>MHz</th> <th>dBuV/m</th> <th>dBuV/m</th> <th>dB</th> <th>dBuV</th> <th>dB/m</th> <th>dB</th> <th>dB</th> <th>dB</th> </tr> <tr> <th></th> <th></th> <th></th> <th></th> <th></th> <th></th> <th></th> <th>cm</th> <th>deg</th> </tr> </thead> <tbody> <tr> <td>1</td> <td>2484.04</td> <td>43.28</td> <td>54.00</td> <td>-10.72</td> <td>26.97</td> <td>32.40</td> <td>8.88</td> <td>30.97</td> <td>6.00</td> <td>129</td> <td>94</td> <td>AVERAGE</td> </tr> </tbody> </table>	Limit	Read	Ant	Cable	Preamp	Aux	APos	TPos	Remark	Freq	Level	Line	Margin	Level	Factor	Loss	Factor	Factor	MHz	dBuV/m	dBuV/m	dB	dBuV	dB/m	dB	dB	dB								cm	deg	1	2484.04	43.28	54.00	-10.72	26.97	32.40	8.88	30.97	6.00	129	94	AVERAGE	<b>Blank</b>
Limit	Read	Ant	Cable	Preamp	Aux	APos	TPos	Remark																																											
Freq	Level	Line	Margin	Level	Factor	Loss	Factor	Factor																																											
MHz	dBuV/m	dBuV/m	dB	dBuV	dB/m	dB	dB	dB																																											
							cm	deg																																											
1	2484.04	43.28	54.00	-10.72	26.97	32.40	8.88	30.97	6.00	129	94	AVERAGE																																							



	10																																																																																			
Mode	Band Edge - L																																																																																			
	2400-2483.5_802.11be EHT40_CH03_2422MHz																																																																																			
ANT	CDD 9+10																																																																																			
Pol.	Vertical	Fundamental																																																																																		
Peak	 <table border="1" data-bbox="263 1108 774 1243"> <thead> <tr> <th>Limit</th> <th>Read</th> <th>Ant</th> <th>Cable</th> <th>Preamp</th> <th>Aux</th> <th>APos</th> <th>TPos</th> <th>Remark</th> </tr> <tr> <th>Freq</th> <th>Level</th> <th>Line Margin</th> <th>Level Factor</th> <th>Loss Factor</th> <th>Factor</th> <th></th> <th></th> <th></th> </tr> <tr> <th>MHz</th> <th>dBuV/m</th> <th>dBuV/m</th> <th>dB</th> <th>dBuV</th> <th>dB/m</th> <th>dB</th> <th>dB</th> <th>cm</th> <th>deg</th> </tr> </thead> <tbody> <tr> <td>1</td> <td>2389.56</td> <td>56.04</td> <td>74.00</td> <td>-17.96</td> <td>39.82</td> <td>32.38</td> <td>8.77</td> <td>30.93</td> <td>6.00</td> <td>369</td> <td>79</td> <td>PEAK</td> </tr> </tbody> </table>	Limit	Read	Ant	Cable	Preamp	Aux	APos	TPos	Remark	Freq	Level	Line Margin	Level Factor	Loss Factor	Factor				MHz	dBuV/m	dBuV/m	dB	dBuV	dB/m	dB	dB	cm	deg	1	2389.56	56.04	74.00	-17.96	39.82	32.38	8.77	30.93	6.00	369	79	PEAK	 <table border="1" data-bbox="901 1108 1412 1243"> <thead> <tr> <th>Limit</th> <th>Read</th> <th>Ant</th> <th>Cable</th> <th>Preamp</th> <th>Aux</th> <th>APos</th> <th>TPos</th> <th>Remark</th> </tr> <tr> <th>Freq</th> <th>Level</th> <th>Line Margin</th> <th>Level Factor</th> <th>Loss Factor</th> <th>Factor</th> <th></th> <th></th> <th></th> </tr> <tr> <th>MHz</th> <th>dBuV/m</th> <th>dBuV/m</th> <th>dB</th> <th>dBuV</th> <th>dB/m</th> <th>dB</th> <th>dB</th> <th>cm</th> <th>deg</th> </tr> </thead> <tbody> <tr> <td>1</td> <td>2422.00</td> <td>104.88</td> <td>-----</td> <td>-----</td> <td>88.56</td> <td>32.40</td> <td>8.87</td> <td>30.95</td> <td>6.00</td> <td>369</td> <td>79</td> <td>PEAK</td> </tr> </tbody> </table>	Limit	Read	Ant	Cable	Preamp	Aux	APos	TPos	Remark	Freq	Level	Line Margin	Level Factor	Loss Factor	Factor				MHz	dBuV/m	dBuV/m	dB	dBuV	dB/m	dB	dB	cm	deg	1	2422.00	104.88	-----	-----	88.56	32.40	8.87	30.95	6.00	369	79	PEAK
	Limit	Read	Ant	Cable	Preamp	Aux	APos	TPos	Remark																																																																											
Freq	Level	Line Margin	Level Factor	Loss Factor	Factor																																																																															
MHz	dBuV/m	dBuV/m	dB	dBuV	dB/m	dB	dB	cm	deg																																																																											
1	2389.56	56.04	74.00	-17.96	39.82	32.38	8.77	30.93	6.00	369	79	PEAK																																																																								
Limit	Read	Ant	Cable	Preamp	Aux	APos	TPos	Remark																																																																												
Freq	Level	Line Margin	Level Factor	Loss Factor	Factor																																																																															
MHz	dBuV/m	dBuV/m	dB	dBuV	dB/m	dB	dB	cm	deg																																																																											
1	2422.00	104.88	-----	-----	88.56	32.40	8.87	30.95	6.00	369	79	PEAK																																																																								
Avg	 <table border="1" data-bbox="263 1792 774 1926"> <thead> <tr> <th>Limit</th> <th>Read</th> <th>Ant</th> <th>Cable</th> <th>Preamp</th> <th>Aux</th> <th>APos</th> <th>TPos</th> <th>Remark</th> </tr> <tr> <th>Freq</th> <th>Level</th> <th>Line Margin</th> <th>Level Factor</th> <th>Loss Factor</th> <th>Factor</th> <th></th> <th></th> <th></th> </tr> <tr> <th>MHz</th> <th>dBuV/m</th> <th>dBuV/m</th> <th>dB</th> <th>dBuV</th> <th>dB/m</th> <th>dB</th> <th>dB</th> <th>cm</th> <th>deg</th> </tr> </thead> <tbody> <tr> <td>1</td> <td>2389.95</td> <td>44.28</td> <td>54.00</td> <td>-9.72</td> <td>28.05</td> <td>32.38</td> <td>8.78</td> <td>30.93</td> <td>6.00</td> <td>369</td> <td>79</td> <td>AVERAGE</td> </tr> </tbody> </table>	Limit	Read	Ant	Cable	Preamp	Aux	APos	TPos	Remark	Freq	Level	Line Margin	Level Factor	Loss Factor	Factor				MHz	dBuV/m	dBuV/m	dB	dBuV	dB/m	dB	dB	cm	deg	1	2389.95	44.28	54.00	-9.72	28.05	32.38	8.78	30.93	6.00	369	79	AVERAGE	 <table border="1" data-bbox="901 1792 1412 1926"> <thead> <tr> <th>Limit</th> <th>Read</th> <th>Ant</th> <th>Cable</th> <th>Preamp</th> <th>Aux</th> <th>APos</th> <th>TPos</th> <th>Remark</th> </tr> <tr> <th>Freq</th> <th>Level</th> <th>Line Margin</th> <th>Level Factor</th> <th>Loss Factor</th> <th>Factor</th> <th></th> <th></th> <th></th> </tr> <tr> <th>MHz</th> <th>dBuV/m</th> <th>dBuV/m</th> <th>dB</th> <th>dBuV</th> <th>dB/m</th> <th>dB</th> <th>dB</th> <th>cm</th> <th>deg</th> </tr> </thead> <tbody> <tr> <td>1</td> <td>2422.00</td> <td>94.57</td> <td>-----</td> <td>-----</td> <td>78.25</td> <td>32.40</td> <td>8.87</td> <td>30.95</td> <td>6.00</td> <td>369</td> <td>79</td> <td>AVERAGE</td> </tr> </tbody> </table>	Limit	Read	Ant	Cable	Preamp	Aux	APos	TPos	Remark	Freq	Level	Line Margin	Level Factor	Loss Factor	Factor				MHz	dBuV/m	dBuV/m	dB	dBuV	dB/m	dB	dB	cm	deg	1	2422.00	94.57	-----	-----	78.25	32.40	8.87	30.95	6.00	369	79	AVERAGE
	Limit	Read	Ant	Cable	Preamp	Aux	APos	TPos	Remark																																																																											
Freq	Level	Line Margin	Level Factor	Loss Factor	Factor																																																																															
MHz	dBuV/m	dBuV/m	dB	dBuV	dB/m	dB	dB	cm	deg																																																																											
1	2389.95	44.28	54.00	-9.72	28.05	32.38	8.78	30.93	6.00	369	79	AVERAGE																																																																								
Limit	Read	Ant	Cable	Preamp	Aux	APos	TPos	Remark																																																																												
Freq	Level	Line Margin	Level Factor	Loss Factor	Factor																																																																															
MHz	dBuV/m	dBuV/m	dB	dBuV	dB/m	dB	dB	cm	deg																																																																											
1	2422.00	94.57	-----	-----	78.25	32.40	8.87	30.95	6.00	369	79	AVERAGE																																																																								





<b>Mode</b>	<b>10</b>																																																		
	<b>Band Edge - R</b>																																																		
	<b>2400-2483.5_802.11be EHT40_CH03_2422MHz</b>																																																		
<b>ANT</b>	<b>CDD 9+10</b>																																																		
<b>Pol.</b>	<b>Vertical</b>	<b>Fundamental</b>																																																	
<b>Peak</b>	<table border="1"> <thead> <tr> <th>Limit</th> <th>Read</th> <th>Ant</th> <th>Cable</th> <th>Preamp</th> <th>Aux</th> <th>APos</th> <th>TPos</th> <th>Remark</th> </tr> <tr> <th>Freq</th> <th>Level</th> <th>Line</th> <th>Margin</th> <th>Level</th> <th>Factor</th> <th>Loss</th> <th>Factor</th> <th>Factor</th> </tr> <tr> <th>MHz</th> <th>dBuV/m</th> <th>dBuV/m</th> <th>dB</th> <th>dBuV</th> <th>dB/m</th> <th>dB</th> <th>dB</th> <th>dB</th> </tr> <tr> <th></th> <th></th> <th></th> <th></th> <th></th> <th></th> <th></th> <th>cm</th> <th>deg</th> </tr> </thead> <tbody> <tr> <td>1</td> <td>2483.54</td> <td>55.09</td> <td>74.00</td> <td>-18.91</td> <td>38.78</td> <td>32.40</td> <td>8.88</td> <td>30.97</td> <td>6.00</td> <td>369</td> <td>79</td> <td>PEAK</td> </tr> </tbody> </table>	Limit	Read	Ant	Cable	Preamp	Aux	APos	TPos	Remark	Freq	Level	Line	Margin	Level	Factor	Loss	Factor	Factor	MHz	dBuV/m	dBuV/m	dB	dBuV	dB/m	dB	dB	dB								cm	deg	1	2483.54	55.09	74.00	-18.91	38.78	32.40	8.88	30.97	6.00	369	79	PEAK	<b>Blank</b>
Limit	Read	Ant	Cable	Preamp	Aux	APos	TPos	Remark																																											
Freq	Level	Line	Margin	Level	Factor	Loss	Factor	Factor																																											
MHz	dBuV/m	dBuV/m	dB	dBuV	dB/m	dB	dB	dB																																											
							cm	deg																																											
1	2483.54	55.09	74.00	-18.91	38.78	32.40	8.88	30.97	6.00	369	79	PEAK																																							
<b>Avg</b>	<table border="1"> <thead> <tr> <th>Limit</th> <th>Read</th> <th>Ant</th> <th>Cable</th> <th>Preamp</th> <th>Aux</th> <th>APos</th> <th>TPos</th> <th>Remark</th> </tr> <tr> <th>Freq</th> <th>Level</th> <th>Line</th> <th>Margin</th> <th>Level</th> <th>Factor</th> <th>Loss</th> <th>Factor</th> <th>Factor</th> </tr> <tr> <th>MHz</th> <th>dBuV/m</th> <th>dBuV/m</th> <th>dB</th> <th>dBuV</th> <th>dB/m</th> <th>dB</th> <th>dB</th> <th>dB</th> </tr> <tr> <th></th> <th></th> <th></th> <th></th> <th></th> <th></th> <th></th> <th>cm</th> <th>deg</th> </tr> </thead> <tbody> <tr> <td>1</td> <td>2483.50</td> <td>43.18</td> <td>54.00</td> <td>-10.82</td> <td>26.87</td> <td>32.40</td> <td>8.88</td> <td>30.97</td> <td>6.00</td> <td>369</td> <td>79</td> <td>AVERAGE</td> </tr> </tbody> </table>	Limit	Read	Ant	Cable	Preamp	Aux	APos	TPos	Remark	Freq	Level	Line	Margin	Level	Factor	Loss	Factor	Factor	MHz	dBuV/m	dBuV/m	dB	dBuV	dB/m	dB	dB	dB								cm	deg	1	2483.50	43.18	54.00	-10.82	26.87	32.40	8.88	30.97	6.00	369	79	AVERAGE	<b>Blank</b>
Limit	Read	Ant	Cable	Preamp	Aux	APos	TPos	Remark																																											
Freq	Level	Line	Margin	Level	Factor	Loss	Factor	Factor																																											
MHz	dBuV/m	dBuV/m	dB	dBuV	dB/m	dB	dB	dB																																											
							cm	deg																																											
1	2483.50	43.18	54.00	-10.82	26.87	32.40	8.88	30.97	6.00	369	79	AVERAGE																																							



Mode	10																																																																																																											
	Harmonic																																																																																																											
	2400-2483.5_802.11be EHT40_CH03_2422MHz																																																																																																											
ANT	CDD 9+10																																																																																																											
Pol.	Horizontal	Vertical																																																																																																										
Peak Avg	<table border="1"> <thead> <tr> <th>Limit</th> <th>Read</th> <th>Ant</th> <th>Cable</th> <th>Preamp</th> <th>Aux</th> <th>APos</th> <th>TPos</th> <th>Remark</th> </tr> <tr> <th>Freq</th> <th>Level</th> <th>Line Margin</th> <th>Level Factor</th> <th>Loss Factor</th> <th>Loss Factor</th> <th>Factor</th> <th>cm</th> <th>deg</th> </tr> <tr> <th>MHz</th> <th>dBuV/m</th> <th>dBuV/m</th> <th>dB</th> <th>dBuV</th> <th>dB/m</th> <th>dB</th> <th>dB</th> <th>dB</th> </tr> </thead> <tbody> <tr> <td>1</td> <td>4844.00</td> <td>40.19</td> <td>74.00</td> <td>-33.81</td> <td>59.37</td> <td>34.21</td> <td>12.22</td> <td>65.61</td> <td>0.00</td> <td>--</td> <td>--</td> <td>PEAK</td> </tr> <tr> <td>2</td> <td>7266.00</td> <td>43.08</td> <td>74.00</td> <td>-30.92</td> <td>57.17</td> <td>35.00</td> <td>14.81</td> <td>64.70</td> <td>0.00</td> <td>--</td> <td>--</td> <td>PEAK</td> </tr> </tbody> </table>	Limit	Read	Ant	Cable	Preamp	Aux	APos	TPos	Remark	Freq	Level	Line Margin	Level Factor	Loss Factor	Loss Factor	Factor	cm	deg	MHz	dBuV/m	dBuV/m	dB	dBuV	dB/m	dB	dB	dB	1	4844.00	40.19	74.00	-33.81	59.37	34.21	12.22	65.61	0.00	--	--	PEAK	2	7266.00	43.08	74.00	-30.92	57.17	35.00	14.81	64.70	0.00	--	--	PEAK	<table border="1"> <thead> <tr> <th>Limit</th> <th>Read</th> <th>Ant</th> <th>Cable</th> <th>Preamp</th> <th>Aux</th> <th>APos</th> <th>TPos</th> <th>Remark</th> </tr> <tr> <th>Freq</th> <th>Level</th> <th>Line Margin</th> <th>Level Factor</th> <th>Loss Factor</th> <th>Loss Factor</th> <th>Factor</th> <th>cm</th> <th>deg</th> </tr> <tr> <th>MHz</th> <th>dBuV/m</th> <th>dBuV/m</th> <th>dB</th> <th>dBuV</th> <th>dB/m</th> <th>dB</th> <th>dB</th> <th>dB</th> </tr> </thead> <tbody> <tr> <td>1</td> <td>4844.00</td> <td>40.65</td> <td>74.00</td> <td>-33.35</td> <td>59.83</td> <td>34.21</td> <td>12.22</td> <td>65.61</td> <td>0.00</td> <td>--</td> <td>--</td> <td>PEAK</td> </tr> <tr> <td>2</td> <td>7266.00</td> <td>43.39</td> <td>74.00</td> <td>-30.61</td> <td>57.48</td> <td>35.80</td> <td>14.81</td> <td>64.70</td> <td>0.00</td> <td>--</td> <td>--</td> <td>PEAK</td> </tr> </tbody> </table>	Limit	Read	Ant	Cable	Preamp	Aux	APos	TPos	Remark	Freq	Level	Line Margin	Level Factor	Loss Factor	Loss Factor	Factor	cm	deg	MHz	dBuV/m	dBuV/m	dB	dBuV	dB/m	dB	dB	dB	1	4844.00	40.65	74.00	-33.35	59.83	34.21	12.22	65.61	0.00	--	--	PEAK	2	7266.00	43.39	74.00	-30.61	57.48	35.80	14.81	64.70	0.00	--	--	PEAK
	Limit	Read	Ant	Cable	Preamp	Aux	APos	TPos	Remark																																																																																																			
Freq	Level	Line Margin	Level Factor	Loss Factor	Loss Factor	Factor	cm	deg																																																																																																				
MHz	dBuV/m	dBuV/m	dB	dBuV	dB/m	dB	dB	dB																																																																																																				
1	4844.00	40.19	74.00	-33.81	59.37	34.21	12.22	65.61	0.00	--	--	PEAK																																																																																																
2	7266.00	43.08	74.00	-30.92	57.17	35.00	14.81	64.70	0.00	--	--	PEAK																																																																																																
Limit	Read	Ant	Cable	Preamp	Aux	APos	TPos	Remark																																																																																																				
Freq	Level	Line Margin	Level Factor	Loss Factor	Loss Factor	Factor	cm	deg																																																																																																				
MHz	dBuV/m	dBuV/m	dB	dBuV	dB/m	dB	dB	dB																																																																																																				
1	4844.00	40.65	74.00	-33.35	59.83	34.21	12.22	65.61	0.00	--	--	PEAK																																																																																																
2	7266.00	43.39	74.00	-30.61	57.48	35.80	14.81	64.70	0.00	--	--	PEAK																																																																																																



		11																																																																																		
Mode	Band Edge - L																																																																																			
	2400-2483.5_802.11be EHT40_CH06_2437MHz																																																																																			
ANT	CDD 9+10																																																																																			
Pol.	Horizontal	Fundamental																																																																																		
Peak	<table border="1"> <thead> <tr> <th>Limit</th> <th>Read</th> <th>Ant</th> <th>Cable</th> <th>Preamp</th> <th>Aux</th> <th>APos</th> <th>TPos</th> <th>Remark</th> </tr> <tr> <th>Freq</th> <th>Level</th> <th>Line Margin</th> <th>Level Factor</th> <th>Loss Factor</th> <th>Factor</th> <th></th> <th></th> <th></th> </tr> <tr> <th>MHz</th> <th>dBuV/m</th> <th>dBuV/m</th> <th>dB</th> <th>dBuV</th> <th>dB/m</th> <th>dB</th> <th>dB</th> <th>cm</th> <th>deg</th> </tr> </thead> <tbody> <tr> <td>1</td> <td>2389.95</td> <td>61.77</td> <td>74.00</td> <td>-12.23</td> <td>45.54</td> <td>32.38</td> <td>8.78</td> <td>30.93</td> <td>6.00</td> <td>100</td> <td>93</td> <td>PEAK</td> </tr> </tbody> </table>	Limit	Read	Ant	Cable	Preamp	Aux	APos	TPos	Remark	Freq	Level	Line Margin	Level Factor	Loss Factor	Factor				MHz	dBuV/m	dBuV/m	dB	dBuV	dB/m	dB	dB	cm	deg	1	2389.95	61.77	74.00	-12.23	45.54	32.38	8.78	30.93	6.00	100	93	PEAK	<table border="1"> <thead> <tr> <th>Limit</th> <th>Read</th> <th>Ant</th> <th>Cable</th> <th>Preamp</th> <th>Aux</th> <th>APos</th> <th>TPos</th> <th>Remark</th> </tr> <tr> <th>Freq</th> <th>Level</th> <th>Line Margin</th> <th>Level Factor</th> <th>Loss Factor</th> <th>Factor</th> <th></th> <th></th> <th></th> </tr> <tr> <th>MHz</th> <th>dBuV/m</th> <th>dBuV/m</th> <th>dB</th> <th>dBuV</th> <th>dB/m</th> <th>dB</th> <th>dB</th> <th>cm</th> <th>deg</th> </tr> </thead> <tbody> <tr> <td>1</td> <td>2437.00</td> <td>109.51</td> <td>-----</td> <td>-----</td> <td>93.19</td> <td>32.40</td> <td>8.86</td> <td>30.94</td> <td>6.00</td> <td>100</td> <td>93</td> <td>PEAK</td> </tr> </tbody> </table>	Limit	Read	Ant	Cable	Preamp	Aux	APos	TPos	Remark	Freq	Level	Line Margin	Level Factor	Loss Factor	Factor				MHz	dBuV/m	dBuV/m	dB	dBuV	dB/m	dB	dB	cm	deg	1	2437.00	109.51	-----	-----	93.19	32.40	8.86	30.94	6.00	100	93	PEAK
	Limit	Read	Ant	Cable	Preamp	Aux	APos	TPos	Remark																																																																											
Freq	Level	Line Margin	Level Factor	Loss Factor	Factor																																																																															
MHz	dBuV/m	dBuV/m	dB	dBuV	dB/m	dB	dB	cm	deg																																																																											
1	2389.95	61.77	74.00	-12.23	45.54	32.38	8.78	30.93	6.00	100	93	PEAK																																																																								
Limit	Read	Ant	Cable	Preamp	Aux	APos	TPos	Remark																																																																												
Freq	Level	Line Margin	Level Factor	Loss Factor	Factor																																																																															
MHz	dBuV/m	dBuV/m	dB	dBuV	dB/m	dB	dB	cm	deg																																																																											
1	2437.00	109.51	-----	-----	93.19	32.40	8.86	30.94	6.00	100	93	PEAK																																																																								
Avg	<table border="1"> <thead> <tr> <th>Limit</th> <th>Read</th> <th>Ant</th> <th>Cable</th> <th>Preamp</th> <th>Aux</th> <th>APos</th> <th>TPos</th> <th>Remark</th> </tr> <tr> <th>Freq</th> <th>Level</th> <th>Line Margin</th> <th>Level Factor</th> <th>Loss Factor</th> <th>Factor</th> <th></th> <th></th> <th></th> </tr> <tr> <th>MHz</th> <th>dBuV/m</th> <th>dBuV/m</th> <th>dB</th> <th>dBuV</th> <th>dB/m</th> <th>dB</th> <th>dB</th> <th>cm</th> <th>deg</th> </tr> </thead> <tbody> <tr> <td>1</td> <td>2389.95</td> <td>48.51</td> <td>54.00</td> <td>-5.49</td> <td>32.28</td> <td>32.38</td> <td>8.78</td> <td>30.93</td> <td>6.00</td> <td>100</td> <td>93</td> <td>AVERAGE</td> </tr> </tbody> </table>	Limit	Read	Ant	Cable	Preamp	Aux	APos	TPos	Remark	Freq	Level	Line Margin	Level Factor	Loss Factor	Factor				MHz	dBuV/m	dBuV/m	dB	dBuV	dB/m	dB	dB	cm	deg	1	2389.95	48.51	54.00	-5.49	32.28	32.38	8.78	30.93	6.00	100	93	AVERAGE	<table border="1"> <thead> <tr> <th>Limit</th> <th>Read</th> <th>Ant</th> <th>Cable</th> <th>Preamp</th> <th>Aux</th> <th>APos</th> <th>TPos</th> <th>Remark</th> </tr> <tr> <th>Freq</th> <th>Level</th> <th>Line Margin</th> <th>Level Factor</th> <th>Loss Factor</th> <th>Factor</th> <th></th> <th></th> <th></th> </tr> <tr> <th>MHz</th> <th>dBuV/m</th> <th>dBuV/m</th> <th>dB</th> <th>dBuV</th> <th>dB/m</th> <th>dB</th> <th>dB</th> <th>cm</th> <th>deg</th> </tr> </thead> <tbody> <tr> <td>1</td> <td>2437.00</td> <td>97.85</td> <td>-----</td> <td>-----</td> <td>81.53</td> <td>32.40</td> <td>8.86</td> <td>30.94</td> <td>6.00</td> <td>100</td> <td>93</td> <td>AVERAGE</td> </tr> </tbody> </table>	Limit	Read	Ant	Cable	Preamp	Aux	APos	TPos	Remark	Freq	Level	Line Margin	Level Factor	Loss Factor	Factor				MHz	dBuV/m	dBuV/m	dB	dBuV	dB/m	dB	dB	cm	deg	1	2437.00	97.85	-----	-----	81.53	32.40	8.86	30.94	6.00	100	93	AVERAGE
	Limit	Read	Ant	Cable	Preamp	Aux	APos	TPos	Remark																																																																											
Freq	Level	Line Margin	Level Factor	Loss Factor	Factor																																																																															
MHz	dBuV/m	dBuV/m	dB	dBuV	dB/m	dB	dB	cm	deg																																																																											
1	2389.95	48.51	54.00	-5.49	32.28	32.38	8.78	30.93	6.00	100	93	AVERAGE																																																																								
Limit	Read	Ant	Cable	Preamp	Aux	APos	TPos	Remark																																																																												
Freq	Level	Line Margin	Level Factor	Loss Factor	Factor																																																																															
MHz	dBuV/m	dBuV/m	dB	dBuV	dB/m	dB	dB	cm	deg																																																																											
1	2437.00	97.85	-----	-----	81.53	32.40	8.86	30.94	6.00	100	93	AVERAGE																																																																								



	11																																																		
Mode	Band Edge - R																																																		
	2400-2483.5_802.11be EHT40_CH06_2437MHz																																																		
ANT	CDD 9+10																																																		
Pol.	Horizontal	Fundamental																																																	
Peak	<table border="1"> <thead> <tr> <th>Limit</th> <th>Read</th> <th>Ant</th> <th>Cable</th> <th>Preamp</th> <th>Aux</th> <th>APos</th> <th>TPos</th> <th>Remark</th> </tr> <tr> <th>Freq</th> <th>Level</th> <th>Line</th> <th>Margin</th> <th>Level</th> <th>Factor</th> <th>Loss</th> <th>Factor</th> <th>Factor</th> </tr> <tr> <th>MHz</th> <th>dBuV/m</th> <th>dBuV/m</th> <th>dB</th> <th>dBuV</th> <th>dB/m</th> <th>dB</th> <th>dB</th> <th>dB</th> </tr> <tr> <th></th> <th></th> <th></th> <th></th> <th></th> <th></th> <th></th> <th>cm</th> <th>deg</th> </tr> </thead> <tbody> <tr> <td>1</td> <td>2485.06</td> <td>62.02</td> <td>74.00</td> <td>-11.98</td> <td>45.71</td> <td>32.40</td> <td>8.88</td> <td>30.97</td> <td>6.00</td> <td>100</td> <td>93</td> <td>PEAK</td> </tr> </tbody> </table>	Limit	Read	Ant	Cable	Preamp	Aux	APos	TPos	Remark	Freq	Level	Line	Margin	Level	Factor	Loss	Factor	Factor	MHz	dBuV/m	dBuV/m	dB	dBuV	dB/m	dB	dB	dB								cm	deg	1	2485.06	62.02	74.00	-11.98	45.71	32.40	8.88	30.97	6.00	100	93	PEAK	Blank
	Limit	Read	Ant	Cable	Preamp	Aux	APos	TPos	Remark																																										
Freq	Level	Line	Margin	Level	Factor	Loss	Factor	Factor																																											
MHz	dBuV/m	dBuV/m	dB	dBuV	dB/m	dB	dB	dB																																											
							cm	deg																																											
1	2485.06	62.02	74.00	-11.98	45.71	32.40	8.88	30.97	6.00	100	93	PEAK																																							
Avg	<table border="1"> <thead> <tr> <th>Limit</th> <th>Read</th> <th>Ant</th> <th>Cable</th> <th>Preamp</th> <th>Aux</th> <th>APos</th> <th>TPos</th> <th>Remark</th> </tr> <tr> <th>Freq</th> <th>Level</th> <th>Line</th> <th>Margin</th> <th>Level</th> <th>Factor</th> <th>Loss</th> <th>Factor</th> <th>Factor</th> </tr> <tr> <th>MHz</th> <th>dBuV/m</th> <th>dBuV/m</th> <th>dB</th> <th>dBuV</th> <th>dB/m</th> <th>dB</th> <th>dB</th> <th>dB</th> </tr> <tr> <th></th> <th></th> <th></th> <th></th> <th></th> <th></th> <th></th> <th>cm</th> <th>deg</th> </tr> </thead> <tbody> <tr> <td>1</td> <td>2484.40</td> <td>48.52</td> <td>54.00</td> <td>-5.48</td> <td>32.21</td> <td>32.40</td> <td>8.88</td> <td>30.97</td> <td>6.00</td> <td>100</td> <td>93</td> <td>AVERAGE</td> </tr> </tbody> </table>	Limit	Read	Ant	Cable	Preamp	Aux	APos	TPos	Remark	Freq	Level	Line	Margin	Level	Factor	Loss	Factor	Factor	MHz	dBuV/m	dBuV/m	dB	dBuV	dB/m	dB	dB	dB								cm	deg	1	2484.40	48.52	54.00	-5.48	32.21	32.40	8.88	30.97	6.00	100	93	AVERAGE	Blank
	Limit	Read	Ant	Cable	Preamp	Aux	APos	TPos	Remark																																										
Freq	Level	Line	Margin	Level	Factor	Loss	Factor	Factor																																											
MHz	dBuV/m	dBuV/m	dB	dBuV	dB/m	dB	dB	dB																																											
							cm	deg																																											
1	2484.40	48.52	54.00	-5.48	32.21	32.40	8.88	30.97	6.00	100	93	AVERAGE																																							



<b>11</b>																																										
<b>Mode</b>	<b>Band Edge - L</b>																																									
<b>2400-2483.5_802.11be EHT40_CH06_2437MHz</b>																																										
<b>ANT</b>	<b>CDD 9+10</b>																																									
<b>Pol.</b>	<b>Vertical</b>																																									
<b>Peak</b>	<table border="1"> <thead> <tr> <th>Limit</th> <th>Read</th> <th>Ant</th> <th>Cable</th> <th>Preamp</th> <th>Aux</th> <th>APos</th> <th>TPos</th> <th>Remark</th> </tr> <tr> <th>Freq</th> <th>Level</th> <th>Line Margin</th> <th>Level Factor</th> <th>Loss Factor</th> <th>Factor</th> <th></th> <th></th> <th></th> </tr> <tr> <th>MHz</th> <th>dBuV/m</th> <th>dBuV/m</th> <th>dB</th> <th>dBuV</th> <th>dB/m</th> <th>dB</th> <th>dB</th> <th>cm</th> <th>deg</th> </tr> </thead> <tbody> <tr> <td>1</td> <td>2389.04</td> <td>55.71</td> <td>74.00</td> <td>-18.29</td> <td>39.49</td> <td>32.38</td> <td>8.77</td> <td>30.93</td> <td>6.00</td> <td>371</td> <td>85</td> <td>PEAK</td> </tr> </tbody> </table>	Limit	Read	Ant	Cable	Preamp	Aux	APos	TPos	Remark	Freq	Level	Line Margin	Level Factor	Loss Factor	Factor				MHz	dBuV/m	dBuV/m	dB	dBuV	dB/m	dB	dB	cm	deg	1	2389.04	55.71	74.00	-18.29	39.49	32.38	8.77	30.93	6.00	371	85	PEAK
	Limit	Read	Ant	Cable	Preamp	Aux	APos	TPos	Remark																																	
Freq	Level	Line Margin	Level Factor	Loss Factor	Factor																																					
MHz	dBuV/m	dBuV/m	dB	dBuV	dB/m	dB	dB	cm	deg																																	
1	2389.04	55.71	74.00	-18.29	39.49	32.38	8.77	30.93	6.00	371	85	PEAK																														
<table border="1"> <thead> <tr> <th>Limit</th> <th>Read</th> <th>Ant</th> <th>Cable</th> <th>Preamp</th> <th>Aux</th> <th>APos</th> <th>TPos</th> <th>Remark</th> </tr> <tr> <th>Freq</th> <th>Level</th> <th>Line Margin</th> <th>Level Factor</th> <th>Loss Factor</th> <th>Factor</th> <th></th> <th></th> <th></th> </tr> <tr> <th>MHz</th> <th>dBuV/m</th> <th>dBuV/m</th> <th>dB</th> <th>dBuV</th> <th>dB/m</th> <th>dB</th> <th>dB</th> <th>cm</th> <th>deg</th> </tr> </thead> <tbody> <tr> <td>1</td> <td>2437.00</td> <td>105.14</td> <td>-----</td> <td>-----</td> <td>88.82</td> <td>32.40</td> <td>8.86</td> <td>30.94</td> <td>6.00</td> <td>371</td> <td>85</td> <td>PEAK</td> </tr> </tbody> </table>	Limit	Read	Ant	Cable	Preamp	Aux	APos	TPos	Remark	Freq	Level	Line Margin	Level Factor	Loss Factor	Factor				MHz	dBuV/m	dBuV/m	dB	dBuV	dB/m	dB	dB	cm	deg	1	2437.00	105.14	-----	-----	88.82	32.40	8.86	30.94	6.00	371	85	PEAK	
Limit	Read	Ant	Cable	Preamp	Aux	APos	TPos	Remark																																		
Freq	Level	Line Margin	Level Factor	Loss Factor	Factor																																					
MHz	dBuV/m	dBuV/m	dB	dBuV	dB/m	dB	dB	cm	deg																																	
1	2437.00	105.14	-----	-----	88.82	32.40	8.86	30.94	6.00	371	85	PEAK																														
<b>Avg</b>	<table border="1"> <thead> <tr> <th>Limit</th> <th>Read</th> <th>Ant</th> <th>Cable</th> <th>Preamp</th> <th>Aux</th> <th>APos</th> <th>TPos</th> <th>Remark</th> </tr> <tr> <th>Freq</th> <th>Level</th> <th>Line Margin</th> <th>Level Factor</th> <th>Loss Factor</th> <th>Factor</th> <th></th> <th></th> <th></th> </tr> <tr> <th>MHz</th> <th>dBuV/m</th> <th>dBuV/m</th> <th>dB</th> <th>dBuV</th> <th>dB/m</th> <th>dB</th> <th>dB</th> <th>cm</th> <th>deg</th> </tr> </thead> <tbody> <tr> <td>1</td> <td>2389.95</td> <td>44.24</td> <td>54.00</td> <td>-9.76</td> <td>28.01</td> <td>32.38</td> <td>8.78</td> <td>30.93</td> <td>6.00</td> <td>371</td> <td>85</td> <td>AVERAGE</td> </tr> </tbody> </table>	Limit	Read	Ant	Cable	Preamp	Aux	APos	TPos	Remark	Freq	Level	Line Margin	Level Factor	Loss Factor	Factor				MHz	dBuV/m	dBuV/m	dB	dBuV	dB/m	dB	dB	cm	deg	1	2389.95	44.24	54.00	-9.76	28.01	32.38	8.78	30.93	6.00	371	85	AVERAGE
	Limit	Read	Ant	Cable	Preamp	Aux	APos	TPos	Remark																																	
Freq	Level	Line Margin	Level Factor	Loss Factor	Factor																																					
MHz	dBuV/m	dBuV/m	dB	dBuV	dB/m	dB	dB	cm	deg																																	
1	2389.95	44.24	54.00	-9.76	28.01	32.38	8.78	30.93	6.00	371	85	AVERAGE																														
<table border="1"> <thead> <tr> <th>Limit</th> <th>Read</th> <th>Ant</th> <th>Cable</th> <th>Preamp</th> <th>Aux</th> <th>APos</th> <th>TPos</th> <th>Remark</th> </tr> <tr> <th>Freq</th> <th>Level</th> <th>Line Margin</th> <th>Level Factor</th> <th>Loss Factor</th> <th>Factor</th> <th></th> <th></th> <th></th> </tr> <tr> <th>MHz</th> <th>dBuV/m</th> <th>dBuV/m</th> <th>dB</th> <th>dBuV</th> <th>dB/m</th> <th>dB</th> <th>dB</th> <th>cm</th> <th>deg</th> </tr> </thead> <tbody> <tr> <td>1</td> <td>2437.00</td> <td>95.53</td> <td>-----</td> <td>-----</td> <td>79.21</td> <td>32.40</td> <td>8.86</td> <td>30.94</td> <td>6.00</td> <td>371</td> <td>85</td> <td>AVERAGE</td> </tr> </tbody> </table>	Limit	Read	Ant	Cable	Preamp	Aux	APos	TPos	Remark	Freq	Level	Line Margin	Level Factor	Loss Factor	Factor				MHz	dBuV/m	dBuV/m	dB	dBuV	dB/m	dB	dB	cm	deg	1	2437.00	95.53	-----	-----	79.21	32.40	8.86	30.94	6.00	371	85	AVERAGE	
Limit	Read	Ant	Cable	Preamp	Aux	APos	TPos	Remark																																		
Freq	Level	Line Margin	Level Factor	Loss Factor	Factor																																					
MHz	dBuV/m	dBuV/m	dB	dBuV	dB/m	dB	dB	cm	deg																																	
1	2437.00	95.53	-----	-----	79.21	32.40	8.86	30.94	6.00	371	85	AVERAGE																														

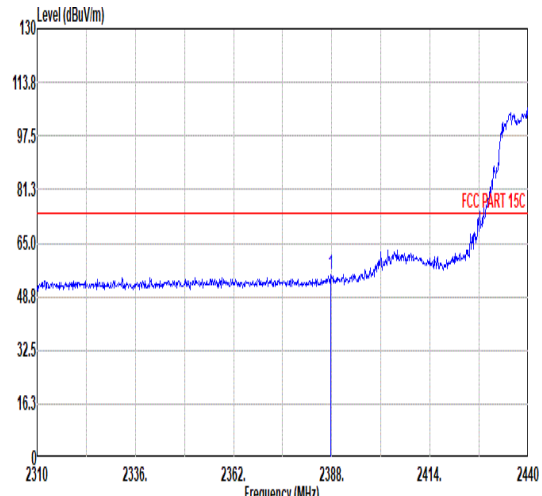
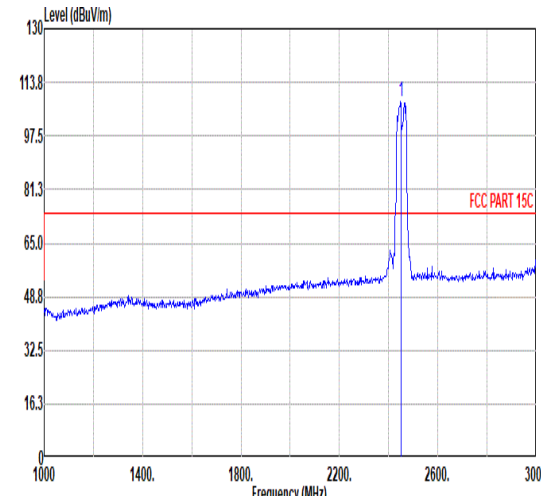
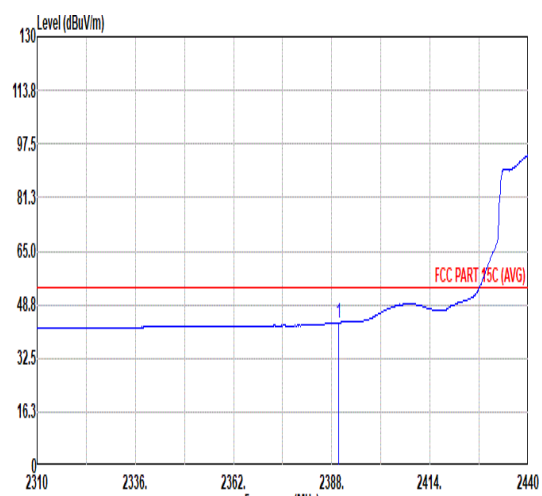
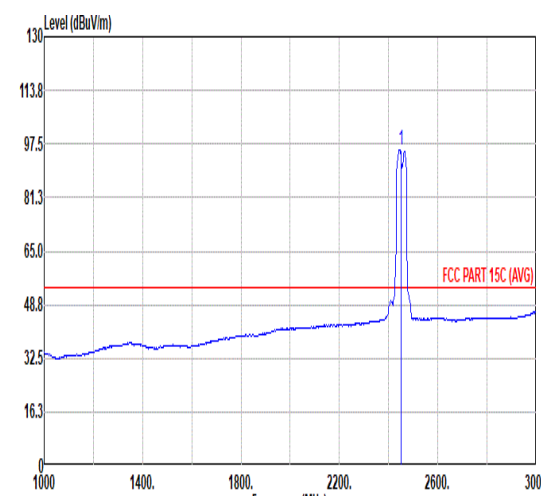


	11																																																		
Mode	Band Edge - R																																																		
	2400-2483.5_802.11be EHT40_CH06_2437MHz																																																		
ANT	CDD 9+10																																																		
Pol.	Vertical	Fundamental																																																	
Peak	<table border="1"> <thead> <tr> <th>Limit</th> <th>Read</th> <th>Ant</th> <th>Cable</th> <th>Preamp</th> <th>Aux</th> <th>APos</th> <th>TPos</th> <th>Remark</th> </tr> <tr> <th>Freq</th> <th>Level</th> <th>Line</th> <th>Margin</th> <th>Level</th> <th>Factor</th> <th>Loss</th> <th>Factor</th> <th>Factor</th> </tr> <tr> <th>MHz</th> <th>dBuV/m</th> <th>dBuV/m</th> <th>dB</th> <th>dBuV</th> <th>dB/m</th> <th>dB</th> <th>dB</th> <th>dB</th> </tr> <tr> <th></th> <th></th> <th></th> <th></th> <th></th> <th></th> <th></th> <th>cm</th> <th>deg</th> </tr> </thead> <tbody> <tr> <td>1</td> <td>2483.72</td> <td>59.22</td> <td>74.00</td> <td>-14.78</td> <td>42.91</td> <td>32.40</td> <td>8.88</td> <td>30.97</td> <td>6.00</td> <td>371</td> <td>85</td> <td>PEAK</td> </tr> </tbody> </table>	Limit	Read	Ant	Cable	Preamp	Aux	APos	TPos	Remark	Freq	Level	Line	Margin	Level	Factor	Loss	Factor	Factor	MHz	dBuV/m	dBuV/m	dB	dBuV	dB/m	dB	dB	dB								cm	deg	1	2483.72	59.22	74.00	-14.78	42.91	32.40	8.88	30.97	6.00	371	85	PEAK	Blank
	Limit	Read	Ant	Cable	Preamp	Aux	APos	TPos	Remark																																										
Freq	Level	Line	Margin	Level	Factor	Loss	Factor	Factor																																											
MHz	dBuV/m	dBuV/m	dB	dBuV	dB/m	dB	dB	dB																																											
							cm	deg																																											
1	2483.72	59.22	74.00	-14.78	42.91	32.40	8.88	30.97	6.00	371	85	PEAK																																							
Avg	<table border="1"> <thead> <tr> <th>Limit</th> <th>Read</th> <th>Ant</th> <th>Cable</th> <th>Preamp</th> <th>Aux</th> <th>APos</th> <th>TPos</th> <th>Remark</th> </tr> <tr> <th>Freq</th> <th>Level</th> <th>Line</th> <th>Margin</th> <th>Level</th> <th>Factor</th> <th>Loss</th> <th>Factor</th> <th>Factor</th> </tr> <tr> <th>MHz</th> <th>dBuV/m</th> <th>dBuV/m</th> <th>dB</th> <th>dBuV</th> <th>dB/m</th> <th>dB</th> <th>dB</th> <th>dB</th> </tr> <tr> <th></th> <th></th> <th></th> <th></th> <th></th> <th></th> <th></th> <th>cm</th> <th>deg</th> </tr> </thead> <tbody> <tr> <td>1</td> <td>2483.50</td> <td>46.16</td> <td>54.00</td> <td>-7.84</td> <td>29.85</td> <td>32.40</td> <td>8.88</td> <td>30.97</td> <td>6.00</td> <td>371</td> <td>85</td> <td>AVERAGE</td> </tr> </tbody> </table>	Limit	Read	Ant	Cable	Preamp	Aux	APos	TPos	Remark	Freq	Level	Line	Margin	Level	Factor	Loss	Factor	Factor	MHz	dBuV/m	dBuV/m	dB	dBuV	dB/m	dB	dB	dB								cm	deg	1	2483.50	46.16	54.00	-7.84	29.85	32.40	8.88	30.97	6.00	371	85	AVERAGE	Blank
Limit	Read	Ant	Cable	Preamp	Aux	APos	TPos	Remark																																											
Freq	Level	Line	Margin	Level	Factor	Loss	Factor	Factor																																											
MHz	dBuV/m	dBuV/m	dB	dBuV	dB/m	dB	dB	dB																																											
							cm	deg																																											
1	2483.50	46.16	54.00	-7.84	29.85	32.40	8.88	30.97	6.00	371	85	AVERAGE																																							



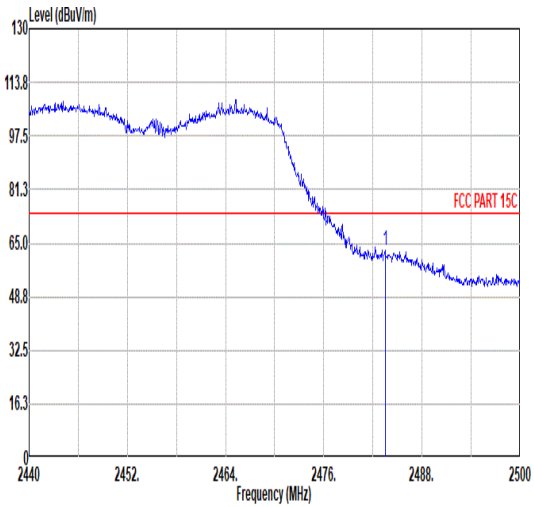
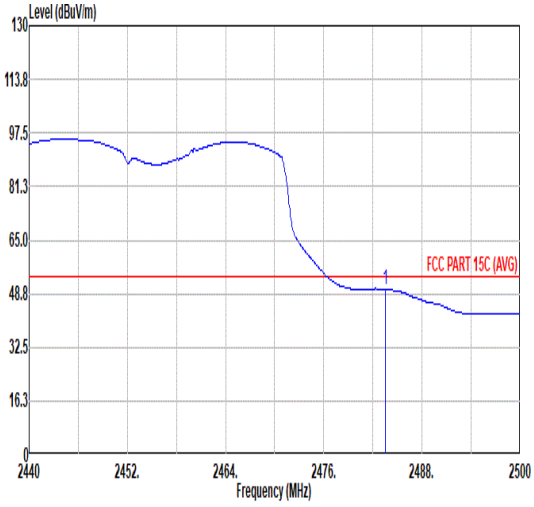
<b>Mode</b>	<b>11</b>																																																																																																											
	<b>Harmonic</b>																																																																																																											
	<b>2400-2483.5_802.11be EHT40_CH06_2437MHz</b>																																																																																																											
<b>ANT</b>	<b>CDD 9+10</b>																																																																																																											
<b>Pol.</b>	<b>Horizontal</b>	<b>Vertical</b>																																																																																																										
<b>Peak Avg</b>	<table border="1"> <thead> <tr> <th>Limit</th> <th>Read</th> <th>Ant</th> <th>Cable</th> <th>Preamp</th> <th>Aux</th> <th>APos</th> <th>TPos</th> <th>Remark</th> </tr> <tr> <th>Freq</th> <th>Level</th> <th>Line</th> <th>Margin</th> <th>Level</th> <th>Factor</th> <th>Loss</th> <th>Factor</th> <th>Factor</th> </tr> <tr> <th>MHz</th> <th>dBuV/m</th> <th>dBuV/m</th> <th>dB</th> <th>dBuV</th> <th>dB/m</th> <th>dB</th> <th>dB</th> <th>dB</th> </tr> </thead> <tbody> <tr> <td>1</td> <td>4874.00</td> <td>40.74</td> <td>74.00</td> <td>-33.26</td> <td>60.01</td> <td>34.20</td> <td>12.09</td> <td>65.56</td> <td>0.00</td> <td>--</td> <td>--</td> <td>PEAK</td> </tr> <tr> <td>2</td> <td>7311.00</td> <td>43.06</td> <td>74.00</td> <td>-30.94</td> <td>57.14</td> <td>35.00</td> <td>14.95</td> <td>64.83</td> <td>0.00</td> <td>--</td> <td>--</td> <td>PEAK</td> </tr> </tbody> </table>	Limit	Read	Ant	Cable	Preamp	Aux	APos	TPos	Remark	Freq	Level	Line	Margin	Level	Factor	Loss	Factor	Factor	MHz	dBuV/m	dBuV/m	dB	dBuV	dB/m	dB	dB	dB	1	4874.00	40.74	74.00	-33.26	60.01	34.20	12.09	65.56	0.00	--	--	PEAK	2	7311.00	43.06	74.00	-30.94	57.14	35.00	14.95	64.83	0.00	--	--	PEAK	<table border="1"> <thead> <tr> <th>Limit</th> <th>Read</th> <th>Ant</th> <th>Cable</th> <th>Preamp</th> <th>Aux</th> <th>APos</th> <th>TPos</th> <th>Remark</th> </tr> <tr> <th>Freq</th> <th>Level</th> <th>Line</th> <th>Margin</th> <th>Level</th> <th>Factor</th> <th>Loss</th> <th>Factor</th> <th>Factor</th> </tr> <tr> <th>MHz</th> <th>dBuV/m</th> <th>dBuV/m</th> <th>dB</th> <th>dBuV</th> <th>dB/m</th> <th>dB</th> <th>dB</th> <th>dB</th> </tr> </thead> <tbody> <tr> <td>1</td> <td>4874.00</td> <td>39.77</td> <td>74.00</td> <td>-34.23</td> <td>59.04</td> <td>34.20</td> <td>12.09</td> <td>65.56</td> <td>0.00</td> <td>--</td> <td>--</td> <td>PEAK</td> </tr> <tr> <td>2</td> <td>7311.00</td> <td>43.07</td> <td>74.00</td> <td>-30.93</td> <td>57.15</td> <td>35.80</td> <td>14.95</td> <td>64.83</td> <td>0.00</td> <td>--</td> <td>--</td> <td>PEAK</td> </tr> </tbody> </table>	Limit	Read	Ant	Cable	Preamp	Aux	APos	TPos	Remark	Freq	Level	Line	Margin	Level	Factor	Loss	Factor	Factor	MHz	dBuV/m	dBuV/m	dB	dBuV	dB/m	dB	dB	dB	1	4874.00	39.77	74.00	-34.23	59.04	34.20	12.09	65.56	0.00	--	--	PEAK	2	7311.00	43.07	74.00	-30.93	57.15	35.80	14.95	64.83	0.00	--	--	PEAK
Limit	Read	Ant	Cable	Preamp	Aux	APos	TPos	Remark																																																																																																				
Freq	Level	Line	Margin	Level	Factor	Loss	Factor	Factor																																																																																																				
MHz	dBuV/m	dBuV/m	dB	dBuV	dB/m	dB	dB	dB																																																																																																				
1	4874.00	40.74	74.00	-33.26	60.01	34.20	12.09	65.56	0.00	--	--	PEAK																																																																																																
2	7311.00	43.06	74.00	-30.94	57.14	35.00	14.95	64.83	0.00	--	--	PEAK																																																																																																
Limit	Read	Ant	Cable	Preamp	Aux	APos	TPos	Remark																																																																																																				
Freq	Level	Line	Margin	Level	Factor	Loss	Factor	Factor																																																																																																				
MHz	dBuV/m	dBuV/m	dB	dBuV	dB/m	dB	dB	dB																																																																																																				
1	4874.00	39.77	74.00	-34.23	59.04	34.20	12.09	65.56	0.00	--	--	PEAK																																																																																																
2	7311.00	43.07	74.00	-30.93	57.15	35.80	14.95	64.83	0.00	--	--	PEAK																																																																																																



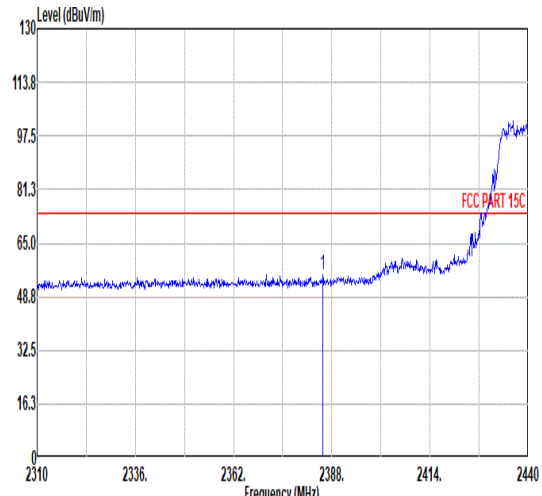
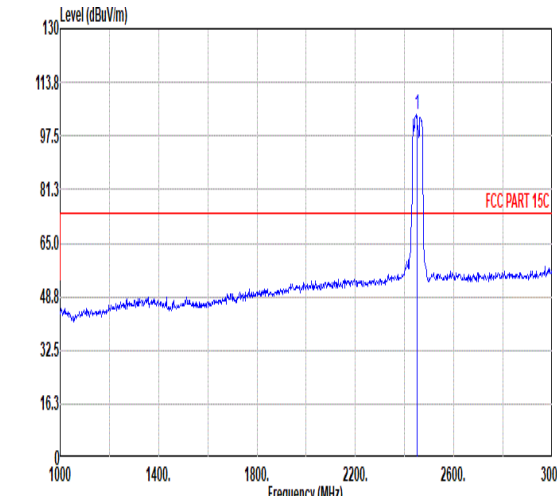
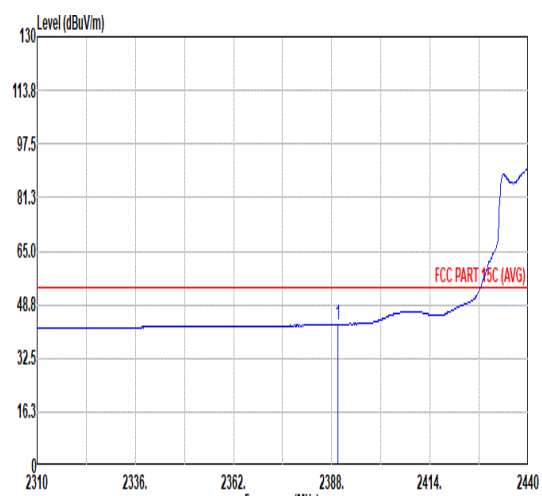
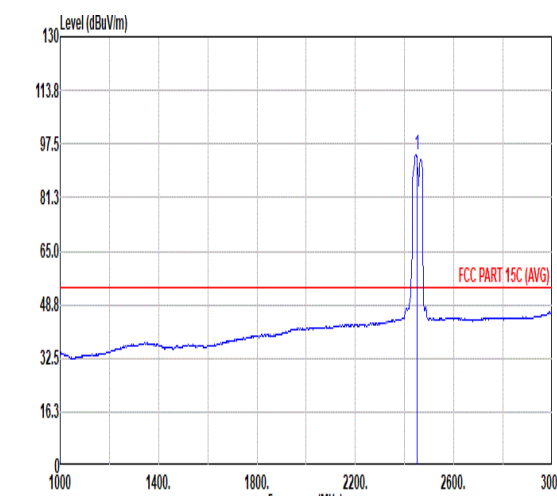
		12																																																																																		
Mode	Band Edge - L																																																																																			
	2400-2483.5_802.11be EHT40_CH09_2452MHz																																																																																			
ANT	CDD 9+10																																																																																			
Pol.	Horizontal	Fundamental																																																																																		
Peak	 <p>Level (dBuV/m) vs Frequency (MHz) plot for Horizontal polarization. The y-axis ranges from 0 to 130 dBuV/m, and the x-axis ranges from 2310 to 2440 MHz. A red horizontal line indicates the FCC PART 15C limit at approximately 74 dBuV/m. The signal level is below this limit until about 2430 MHz, where it rises sharply to approximately 100 dBuV/m at 2440 MHz.</p> <table border="1"> <thead> <tr> <th>Limit</th> <th>Read</th> <th>Ant</th> <th>Cable</th> <th>Preamp</th> <th>Aux</th> <th>APos</th> <th>TPos</th> <th>Remark</th> </tr> <tr> <th>Freq</th> <th>Level</th> <th>Line Margin</th> <th>Level Factor</th> <th>Loss Factor</th> <th>Factor</th> <th></th> <th></th> <th></th> </tr> <tr> <th>MHz</th> <th>dBuV/m</th> <th>dBuV/m</th> <th>dB</th> <th>dBuV</th> <th>dB/m</th> <th>dB</th> <th>dB</th> <th>cm</th> <th>deg</th> </tr> </thead> <tbody> <tr> <td>1</td> <td>2387.61</td> <td>55.51</td> <td>74.00</td> <td>-18.49</td> <td>39.29</td> <td>32.38</td> <td>8.77</td> <td>30.93</td> <td>6.00</td> <td>121</td> <td>111</td> <td>PEAK</td> </tr> </tbody> </table>	Limit	Read	Ant	Cable	Preamp	Aux	APos	TPos	Remark	Freq	Level	Line Margin	Level Factor	Loss Factor	Factor				MHz	dBuV/m	dBuV/m	dB	dBuV	dB/m	dB	dB	cm	deg	1	2387.61	55.51	74.00	-18.49	39.29	32.38	8.77	30.93	6.00	121	111	PEAK	 <p>Level (dBuV/m) vs Frequency (MHz) plot for Fundamental polarization. The y-axis ranges from 0 to 130 dBuV/m, and the x-axis ranges from 1000 to 3000 MHz. A red horizontal line indicates the FCC PART 15C limit at approximately 74 dBuV/m. The signal level is below this limit until about 2430 MHz, where it rises sharply to approximately 100 dBuV/m at 2440 MHz.</p> <table border="1"> <thead> <tr> <th>Limit</th> <th>Read</th> <th>Ant</th> <th>Cable</th> <th>Preamp</th> <th>Aux</th> <th>APos</th> <th>TPos</th> <th>Remark</th> </tr> <tr> <th>Freq</th> <th>Level</th> <th>Line Margin</th> <th>Level Factor</th> <th>Loss Factor</th> <th>Factor</th> <th></th> <th></th> <th></th> </tr> <tr> <th>MHz</th> <th>dBuV/m</th> <th>dBuV/m</th> <th>dB</th> <th>dBuV</th> <th>dB/m</th> <th>dB</th> <th>dB</th> <th>cm</th> <th>deg</th> </tr> </thead> <tbody> <tr> <td>1</td> <td>2452.00</td> <td>107.76</td> <td>-----</td> <td>-----</td> <td>91.41</td> <td>32.40</td> <td>8.90</td> <td>30.95</td> <td>6.00</td> <td>121</td> <td>111</td> <td>PEAK</td> </tr> </tbody> </table>	Limit	Read	Ant	Cable	Preamp	Aux	APos	TPos	Remark	Freq	Level	Line Margin	Level Factor	Loss Factor	Factor				MHz	dBuV/m	dBuV/m	dB	dBuV	dB/m	dB	dB	cm	deg	1	2452.00	107.76	-----	-----	91.41	32.40	8.90	30.95	6.00	121	111	PEAK
	Limit	Read	Ant	Cable	Preamp	Aux	APos	TPos	Remark																																																																											
Freq	Level	Line Margin	Level Factor	Loss Factor	Factor																																																																															
MHz	dBuV/m	dBuV/m	dB	dBuV	dB/m	dB	dB	cm	deg																																																																											
1	2387.61	55.51	74.00	-18.49	39.29	32.38	8.77	30.93	6.00	121	111	PEAK																																																																								
Limit	Read	Ant	Cable	Preamp	Aux	APos	TPos	Remark																																																																												
Freq	Level	Line Margin	Level Factor	Loss Factor	Factor																																																																															
MHz	dBuV/m	dBuV/m	dB	dBuV	dB/m	dB	dB	cm	deg																																																																											
1	2452.00	107.76	-----	-----	91.41	32.40	8.90	30.95	6.00	121	111	PEAK																																																																								
Avg	 <p>Level (dBuV/m) vs Frequency (MHz) plot for Horizontal polarization (Average). The y-axis ranges from 0 to 130 dBuV/m, and the x-axis ranges from 2310 to 2440 MHz. A red horizontal line indicates the FCC PART 15C (AVG) limit at approximately 54 dBuV/m. The signal level is below this limit until about 2430 MHz, where it rises sharply to approximately 100 dBuV/m at 2440 MHz.</p> <table border="1"> <thead> <tr> <th>Limit</th> <th>Read</th> <th>Ant</th> <th>Cable</th> <th>Preamp</th> <th>Aux</th> <th>APos</th> <th>TPos</th> <th>Remark</th> </tr> <tr> <th>Freq</th> <th>Level</th> <th>Line Margin</th> <th>Level Factor</th> <th>Loss Factor</th> <th>Factor</th> <th></th> <th></th> <th></th> </tr> <tr> <th>MHz</th> <th>dBuV/m</th> <th>dBuV/m</th> <th>dB</th> <th>dBuV</th> <th>dB/m</th> <th>dB</th> <th>dB</th> <th>cm</th> <th>deg</th> </tr> </thead> <tbody> <tr> <td>1</td> <td>2389.82</td> <td>43.38</td> <td>54.00</td> <td>-10.62</td> <td>27.15</td> <td>32.38</td> <td>8.78</td> <td>30.93</td> <td>6.00</td> <td>121</td> <td>111</td> <td>AVERAGE</td> </tr> </tbody> </table>	Limit	Read	Ant	Cable	Preamp	Aux	APos	TPos	Remark	Freq	Level	Line Margin	Level Factor	Loss Factor	Factor				MHz	dBuV/m	dBuV/m	dB	dBuV	dB/m	dB	dB	cm	deg	1	2389.82	43.38	54.00	-10.62	27.15	32.38	8.78	30.93	6.00	121	111	AVERAGE	 <p>Level (dBuV/m) vs Frequency (MHz) plot for Fundamental polarization (Average). The y-axis ranges from 0 to 130 dBuV/m, and the x-axis ranges from 1000 to 3000 MHz. A red horizontal line indicates the FCC PART 15C (AVG) limit at approximately 54 dBuV/m. The signal level is below this limit until about 2430 MHz, where it rises sharply to approximately 100 dBuV/m at 2440 MHz.</p> <table border="1"> <thead> <tr> <th>Limit</th> <th>Read</th> <th>Ant</th> <th>Cable</th> <th>Preamp</th> <th>Aux</th> <th>APos</th> <th>TPos</th> <th>Remark</th> </tr> <tr> <th>Freq</th> <th>Level</th> <th>Line Margin</th> <th>Level Factor</th> <th>Loss Factor</th> <th>Factor</th> <th></th> <th></th> <th></th> </tr> <tr> <th>MHz</th> <th>dBuV/m</th> <th>dBuV/m</th> <th>dB</th> <th>dBuV</th> <th>dB/m</th> <th>dB</th> <th>dB</th> <th>cm</th> <th>deg</th> </tr> </thead> <tbody> <tr> <td>1</td> <td>2452.00</td> <td>95.81</td> <td>-----</td> <td>-----</td> <td>79.47</td> <td>32.40</td> <td>8.89</td> <td>30.95</td> <td>6.00</td> <td>121</td> <td>111</td> <td>AVERAGE</td> </tr> </tbody> </table>	Limit	Read	Ant	Cable	Preamp	Aux	APos	TPos	Remark	Freq	Level	Line Margin	Level Factor	Loss Factor	Factor				MHz	dBuV/m	dBuV/m	dB	dBuV	dB/m	dB	dB	cm	deg	1	2452.00	95.81	-----	-----	79.47	32.40	8.89	30.95	6.00	121	111	AVERAGE
	Limit	Read	Ant	Cable	Preamp	Aux	APos	TPos	Remark																																																																											
Freq	Level	Line Margin	Level Factor	Loss Factor	Factor																																																																															
MHz	dBuV/m	dBuV/m	dB	dBuV	dB/m	dB	dB	cm	deg																																																																											
1	2389.82	43.38	54.00	-10.62	27.15	32.38	8.78	30.93	6.00	121	111	AVERAGE																																																																								
Limit	Read	Ant	Cable	Preamp	Aux	APos	TPos	Remark																																																																												
Freq	Level	Line Margin	Level Factor	Loss Factor	Factor																																																																															
MHz	dBuV/m	dBuV/m	dB	dBuV	dB/m	dB	dB	cm	deg																																																																											
1	2452.00	95.81	-----	-----	79.47	32.40	8.89	30.95	6.00	121	111	AVERAGE																																																																								





	12																																														
Mode	Band Edge - R																																														
	2400-2483.5_802.11be EHT40_CH09_2452MHz																																														
ANT	CDD 9+10																																														
Pol.	Horizontal	Fundamental																																													
Peak	 <table border="1" data-bbox="263 1108 774 1243"> <thead> <tr> <th>Limit</th> <th>Read</th> <th>Ant</th> <th>Cable</th> <th>Preamp</th> <th>Aux</th> <th>APos</th> <th>TPos</th> <th>Remark</th> </tr> <tr> <th>Freq</th> <th>Level</th> <th>Line</th> <th>Margin</th> <th>Level</th> <th>Factor</th> <th>Loss</th> <th>Factor</th> <th>Factor</th> </tr> <tr> <th>MHz</th> <th>dBuV/m</th> <th>dBuV/m</th> <th>dB</th> <th>dBuV</th> <th>dB/m</th> <th>dB</th> <th>dB</th> <th>dB</th> </tr> </thead> <tbody> <tr> <td>1 2483.50</td> <td>62.60</td> <td>74.00</td> <td>-11.40</td> <td>46.29</td> <td>32.40</td> <td>8.88</td> <td>30.97</td> <td>6.00</td> </tr> <tr> <td></td> <td></td> <td></td> <td></td> <td></td> <td></td> <td></td> <td></td> <td>121 111 PEAK</td> </tr> </tbody> </table>	Limit	Read	Ant	Cable	Preamp	Aux	APos	TPos	Remark	Freq	Level	Line	Margin	Level	Factor	Loss	Factor	Factor	MHz	dBuV/m	dBuV/m	dB	dBuV	dB/m	dB	dB	dB	1 2483.50	62.60	74.00	-11.40	46.29	32.40	8.88	30.97	6.00									121 111 PEAK	Blank
Limit	Read	Ant	Cable	Preamp	Aux	APos	TPos	Remark																																							
Freq	Level	Line	Margin	Level	Factor	Loss	Factor	Factor																																							
MHz	dBuV/m	dBuV/m	dB	dBuV	dB/m	dB	dB	dB																																							
1 2483.50	62.60	74.00	-11.40	46.29	32.40	8.88	30.97	6.00																																							
								121 111 PEAK																																							
Avg	 <table border="1" data-bbox="263 1792 774 1915"> <thead> <tr> <th>Limit</th> <th>Read</th> <th>Ant</th> <th>Cable</th> <th>Preamp</th> <th>Aux</th> <th>APos</th> <th>TPos</th> <th>Remark</th> </tr> <tr> <th>Freq</th> <th>Level</th> <th>Line</th> <th>Margin</th> <th>Level</th> <th>Factor</th> <th>Loss</th> <th>Factor</th> <th>Factor</th> </tr> <tr> <th>MHz</th> <th>dBuV/m</th> <th>dBuV/m</th> <th>dB</th> <th>dBuV</th> <th>dB/m</th> <th>dB</th> <th>dB</th> <th>dB</th> </tr> </thead> <tbody> <tr> <td>1 2483.50</td> <td>50.02</td> <td>54.00</td> <td>-3.98</td> <td>33.71</td> <td>32.40</td> <td>8.88</td> <td>30.97</td> <td>6.00</td> </tr> <tr> <td></td> <td></td> <td></td> <td></td> <td></td> <td></td> <td></td> <td></td> <td>121 111 AVERAGE</td> </tr> </tbody> </table>	Limit	Read	Ant	Cable	Preamp	Aux	APos	TPos	Remark	Freq	Level	Line	Margin	Level	Factor	Loss	Factor	Factor	MHz	dBuV/m	dBuV/m	dB	dBuV	dB/m	dB	dB	dB	1 2483.50	50.02	54.00	-3.98	33.71	32.40	8.88	30.97	6.00									121 111 AVERAGE	Blank
Limit	Read	Ant	Cable	Preamp	Aux	APos	TPos	Remark																																							
Freq	Level	Line	Margin	Level	Factor	Loss	Factor	Factor																																							
MHz	dBuV/m	dBuV/m	dB	dBuV	dB/m	dB	dB	dB																																							
1 2483.50	50.02	54.00	-3.98	33.71	32.40	8.88	30.97	6.00																																							
								121 111 AVERAGE																																							



		12																																																																																		
Mode	Band Edge - L																																																																																			
	2400-2483.5_802.11be EHT40_CH09_2452MHz																																																																																			
ANT	CDD 9+10																																																																																			
Pol.	Vertical	Fundamental																																																																																		
Peak	 <p>Level (dBuV/m)</p> <p>130</p> <p>113.8</p> <p>97.5</p> <p>81.3</p> <p>65.0</p> <p>48.8</p> <p>32.5</p> <p>16.3</p> <p>0</p> <p>2310</p> <p>2336.</p> <p>2362.</p> <p>2388.</p> <p>2414.</p> <p>2440</p> <p>Frequency (MHz)</p> <p>FCC PART 15C</p> <table border="1"> <thead> <tr> <th>Limit</th> <th>Read</th> <th>Ant</th> <th>Cable</th> <th>Preamp</th> <th>Aux</th> <th>APos</th> <th>TPos</th> <th>Remark</th> </tr> <tr> <th>Freq</th> <th>Level</th> <th>Line Margin</th> <th>Level Factor</th> <th>Loss Factor</th> <th>Factor</th> <th></th> <th></th> <th></th> </tr> <tr> <th>MHz</th> <th>dBuV/m</th> <th>dBuV/m</th> <th>dB</th> <th>dBuV</th> <th>dB/m</th> <th>dB</th> <th>dB</th> <th>cm</th> <th>deg</th> </tr> </thead> <tbody> <tr> <td>1</td> <td>2385.66</td> <td>55.49</td> <td>74.00</td> <td>-18.51</td> <td>39.28</td> <td>32.37</td> <td>8.77</td> <td>30.93</td> <td>6.00</td> <td>369</td> <td>62</td> <td>PEAK</td> </tr> </tbody> </table>	Limit	Read	Ant	Cable	Preamp	Aux	APos	TPos	Remark	Freq	Level	Line Margin	Level Factor	Loss Factor	Factor				MHz	dBuV/m	dBuV/m	dB	dBuV	dB/m	dB	dB	cm	deg	1	2385.66	55.49	74.00	-18.51	39.28	32.37	8.77	30.93	6.00	369	62	PEAK	 <p>Level (dBuV/m)</p> <p>130</p> <p>113.8</p> <p>97.5</p> <p>81.3</p> <p>65.0</p> <p>48.8</p> <p>32.5</p> <p>16.3</p> <p>0</p> <p>1000</p> <p>1400.</p> <p>1800.</p> <p>2200.</p> <p>2600.</p> <p>3000</p> <p>Frequency (MHz)</p> <p>FCC PART 15C</p> <table border="1"> <thead> <tr> <th>Limit</th> <th>Read</th> <th>Ant</th> <th>Cable</th> <th>Preamp</th> <th>Aux</th> <th>APos</th> <th>TPos</th> <th>Remark</th> </tr> <tr> <th>Freq</th> <th>Level</th> <th>Line Margin</th> <th>Level Factor</th> <th>Loss Factor</th> <th>Factor</th> <th></th> <th></th> <th></th> </tr> <tr> <th>MHz</th> <th>dBuV/m</th> <th>dBuV/m</th> <th>dB</th> <th>dBuV</th> <th>dB/m</th> <th>dB</th> <th>dB</th> <th>cm</th> <th>deg</th> </tr> </thead> <tbody> <tr> <td>1</td> <td>2452.00</td> <td>103.82</td> <td>-----</td> <td>-----</td> <td>87.48</td> <td>32.40</td> <td>8.89</td> <td>30.95</td> <td>6.00</td> <td>369</td> <td>62</td> <td>PEAK</td> </tr> </tbody> </table>	Limit	Read	Ant	Cable	Preamp	Aux	APos	TPos	Remark	Freq	Level	Line Margin	Level Factor	Loss Factor	Factor				MHz	dBuV/m	dBuV/m	dB	dBuV	dB/m	dB	dB	cm	deg	1	2452.00	103.82	-----	-----	87.48	32.40	8.89	30.95	6.00	369	62	PEAK
	Limit	Read	Ant	Cable	Preamp	Aux	APos	TPos	Remark																																																																											
Freq	Level	Line Margin	Level Factor	Loss Factor	Factor																																																																															
MHz	dBuV/m	dBuV/m	dB	dBuV	dB/m	dB	dB	cm	deg																																																																											
1	2385.66	55.49	74.00	-18.51	39.28	32.37	8.77	30.93	6.00	369	62	PEAK																																																																								
Limit	Read	Ant	Cable	Preamp	Aux	APos	TPos	Remark																																																																												
Freq	Level	Line Margin	Level Factor	Loss Factor	Factor																																																																															
MHz	dBuV/m	dBuV/m	dB	dBuV	dB/m	dB	dB	cm	deg																																																																											
1	2452.00	103.82	-----	-----	87.48	32.40	8.89	30.95	6.00	369	62	PEAK																																																																								
Avg	 <p>Level (dBuV/m)</p> <p>130</p> <p>113.8</p> <p>97.5</p> <p>81.3</p> <p>65.0</p> <p>48.8</p> <p>32.5</p> <p>16.3</p> <p>0</p> <p>2310</p> <p>2336.</p> <p>2362.</p> <p>2388.</p> <p>2414.</p> <p>2440</p> <p>Frequency (MHz)</p> <p>FCC PART 15C (AVG)</p> <table border="1"> <thead> <tr> <th>Limit</th> <th>Read</th> <th>Ant</th> <th>Cable</th> <th>Preamp</th> <th>Aux</th> <th>APos</th> <th>TPos</th> <th>Remark</th> </tr> <tr> <th>Freq</th> <th>Level</th> <th>Line Margin</th> <th>Level Factor</th> <th>Loss Factor</th> <th>Factor</th> <th></th> <th></th> <th></th> </tr> <tr> <th>MHz</th> <th>dBuV/m</th> <th>dBuV/m</th> <th>dB</th> <th>dBuV</th> <th>dB/m</th> <th>dB</th> <th>dB</th> <th>cm</th> <th>deg</th> </tr> </thead> <tbody> <tr> <td>1</td> <td>2389.56</td> <td>42.85</td> <td>54.00</td> <td>-11.15</td> <td>26.63</td> <td>32.38</td> <td>8.77</td> <td>30.93</td> <td>6.00</td> <td>369</td> <td>62</td> <td>AVERAGE</td> </tr> </tbody> </table>	Limit	Read	Ant	Cable	Preamp	Aux	APos	TPos	Remark	Freq	Level	Line Margin	Level Factor	Loss Factor	Factor				MHz	dBuV/m	dBuV/m	dB	dBuV	dB/m	dB	dB	cm	deg	1	2389.56	42.85	54.00	-11.15	26.63	32.38	8.77	30.93	6.00	369	62	AVERAGE	 <p>Level (dBuV/m)</p> <p>130</p> <p>113.8</p> <p>97.5</p> <p>81.3</p> <p>65.0</p> <p>48.8</p> <p>32.5</p> <p>16.3</p> <p>0</p> <p>1000</p> <p>1400.</p> <p>1800.</p> <p>2200.</p> <p>2600.</p> <p>3000</p> <p>Frequency (MHz)</p> <p>FCC PART 15C (AVG)</p> <table border="1"> <thead> <tr> <th>Limit</th> <th>Read</th> <th>Ant</th> <th>Cable</th> <th>Preamp</th> <th>Aux</th> <th>APos</th> <th>TPos</th> <th>Remark</th> </tr> <tr> <th>Freq</th> <th>Level</th> <th>Line Margin</th> <th>Level Factor</th> <th>Loss Factor</th> <th>Factor</th> <th></th> <th></th> <th></th> </tr> <tr> <th>MHz</th> <th>dBuV/m</th> <th>dBuV/m</th> <th>dB</th> <th>dBuV</th> <th>dB/m</th> <th>dB</th> <th>dB</th> <th>cm</th> <th>deg</th> </tr> </thead> <tbody> <tr> <td>1</td> <td>2452.00</td> <td>94.21</td> <td>-----</td> <td>-----</td> <td>77.87</td> <td>32.40</td> <td>8.89</td> <td>30.95</td> <td>6.00</td> <td>369</td> <td>62</td> <td>AVERAGE</td> </tr> </tbody> </table>	Limit	Read	Ant	Cable	Preamp	Aux	APos	TPos	Remark	Freq	Level	Line Margin	Level Factor	Loss Factor	Factor				MHz	dBuV/m	dBuV/m	dB	dBuV	dB/m	dB	dB	cm	deg	1	2452.00	94.21	-----	-----	77.87	32.40	8.89	30.95	6.00	369	62	AVERAGE
	Limit	Read	Ant	Cable	Preamp	Aux	APos	TPos	Remark																																																																											
Freq	Level	Line Margin	Level Factor	Loss Factor	Factor																																																																															
MHz	dBuV/m	dBuV/m	dB	dBuV	dB/m	dB	dB	cm	deg																																																																											
1	2389.56	42.85	54.00	-11.15	26.63	32.38	8.77	30.93	6.00	369	62	AVERAGE																																																																								
Limit	Read	Ant	Cable	Preamp	Aux	APos	TPos	Remark																																																																												
Freq	Level	Line Margin	Level Factor	Loss Factor	Factor																																																																															
MHz	dBuV/m	dBuV/m	dB	dBuV	dB/m	dB	dB	cm	deg																																																																											
1	2452.00	94.21	-----	-----	77.87	32.40	8.89	30.95	6.00	369	62	AVERAGE																																																																								

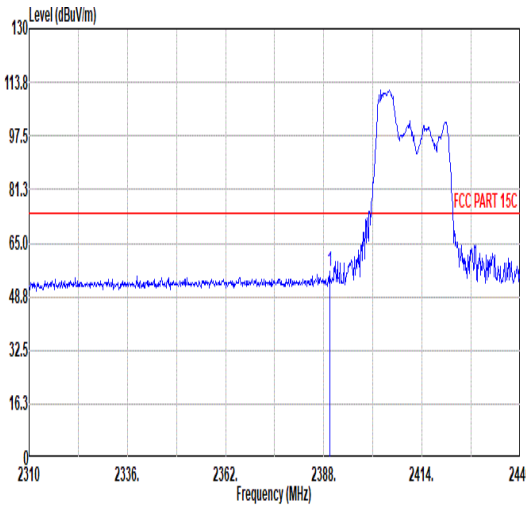
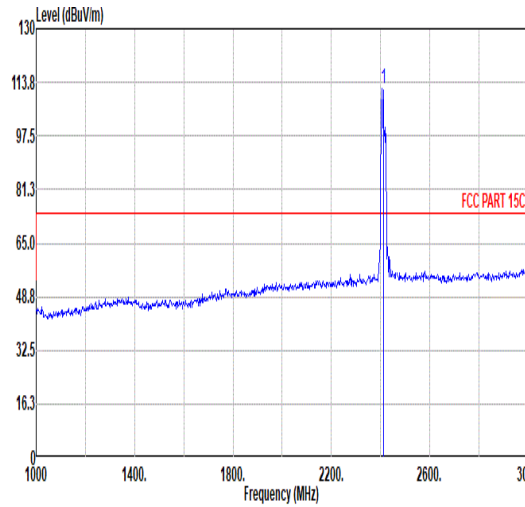
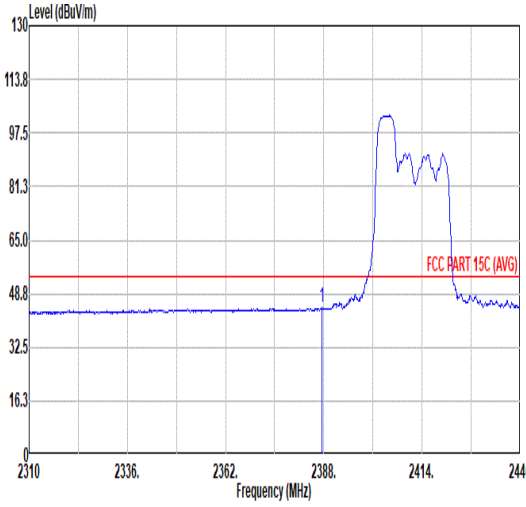
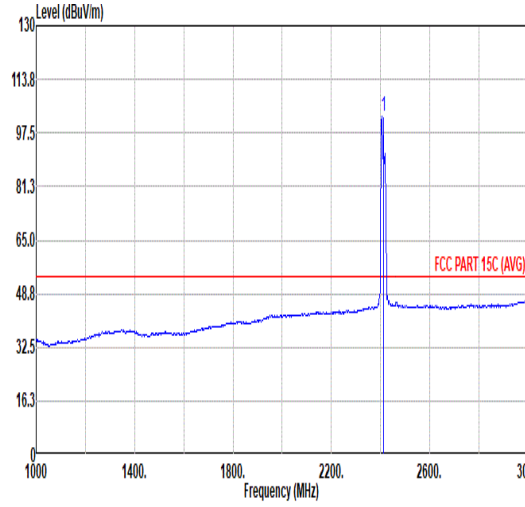


Mode	12																																									
	Band Edge - R																																									
	2400-2483.5_802.11be EHT40_CH09_2452MHz																																									
ANT	CDD 9+10																																									
Pol.	Vertical	Fundamental																																								
Peak	<table border="1"> <thead> <tr> <th>Limit</th> <th>Read</th> <th>Ant</th> <th>Cable</th> <th>Preamp</th> <th>Aux</th> <th>APos</th> <th>TPos</th> <th>Remark</th> </tr> <tr> <th>Freq</th> <th>Level</th> <th>Line</th> <th>Margin</th> <th>Level</th> <th>Factor</th> <th>Loss</th> <th>Factor</th> <th>Factor</th> </tr> <tr> <th>MHz</th> <th>dBuV/m</th> <th>dBuV/m</th> <th>dB</th> <th>dBuV</th> <th>dB/m</th> <th>dB</th> <th>dB</th> <th>dB</th> </tr> </thead> <tbody> <tr> <td>1</td> <td>2485.72</td> <td>59.19</td> <td>74.00</td> <td>-14.81</td> <td>42.88</td> <td>32.40</td> <td>8.88</td> <td>30.97</td> <td>6.00</td> <td>369</td> <td>62</td> <td>PEAK</td> </tr> </tbody> </table>	Limit	Read	Ant	Cable	Preamp	Aux	APos	TPos	Remark	Freq	Level	Line	Margin	Level	Factor	Loss	Factor	Factor	MHz	dBuV/m	dBuV/m	dB	dBuV	dB/m	dB	dB	dB	1	2485.72	59.19	74.00	-14.81	42.88	32.40	8.88	30.97	6.00	369	62	PEAK	Blank
Limit	Read	Ant	Cable	Preamp	Aux	APos	TPos	Remark																																		
Freq	Level	Line	Margin	Level	Factor	Loss	Factor	Factor																																		
MHz	dBuV/m	dBuV/m	dB	dBuV	dB/m	dB	dB	dB																																		
1	2485.72	59.19	74.00	-14.81	42.88	32.40	8.88	30.97	6.00	369	62	PEAK																														
Avg	<table border="1"> <thead> <tr> <th>Limit</th> <th>Read</th> <th>Ant</th> <th>Cable</th> <th>Preamp</th> <th>Aux</th> <th>APos</th> <th>TPos</th> <th>Remark</th> </tr> <tr> <th>Freq</th> <th>Level</th> <th>Line</th> <th>Margin</th> <th>Level</th> <th>Factor</th> <th>Loss</th> <th>Factor</th> <th>Factor</th> </tr> <tr> <th>MHz</th> <th>dBuV/m</th> <th>dBuV/m</th> <th>dB</th> <th>dBuV</th> <th>dB/m</th> <th>dB</th> <th>dB</th> <th>dB</th> </tr> </thead> <tbody> <tr> <td>1</td> <td>2484.64</td> <td>46.88</td> <td>54.00</td> <td>-7.12</td> <td>30.57</td> <td>32.40</td> <td>8.88</td> <td>30.97</td> <td>6.00</td> <td>369</td> <td>62</td> <td>AVERAGE</td> </tr> </tbody> </table>	Limit	Read	Ant	Cable	Preamp	Aux	APos	TPos	Remark	Freq	Level	Line	Margin	Level	Factor	Loss	Factor	Factor	MHz	dBuV/m	dBuV/m	dB	dBuV	dB/m	dB	dB	dB	1	2484.64	46.88	54.00	-7.12	30.57	32.40	8.88	30.97	6.00	369	62	AVERAGE	Blank
Limit	Read	Ant	Cable	Preamp	Aux	APos	TPos	Remark																																		
Freq	Level	Line	Margin	Level	Factor	Loss	Factor	Factor																																		
MHz	dBuV/m	dBuV/m	dB	dBuV	dB/m	dB	dB	dB																																		
1	2484.64	46.88	54.00	-7.12	30.57	32.40	8.88	30.97	6.00	369	62	AVERAGE																														

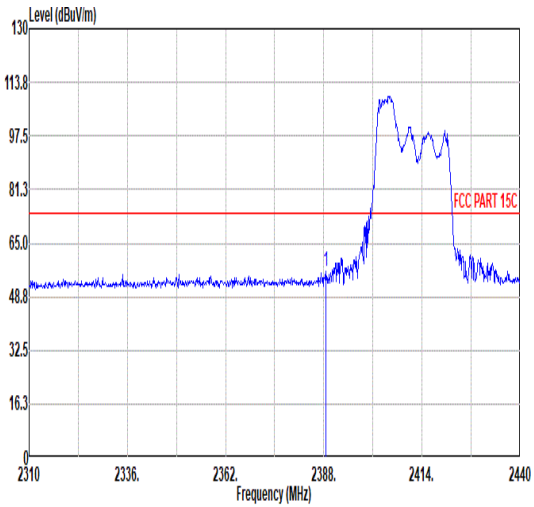
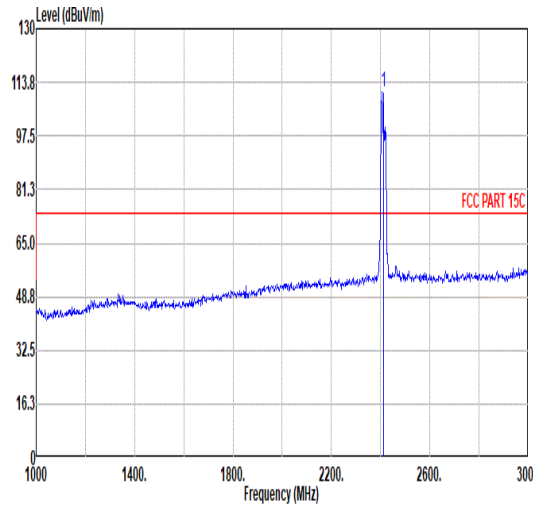
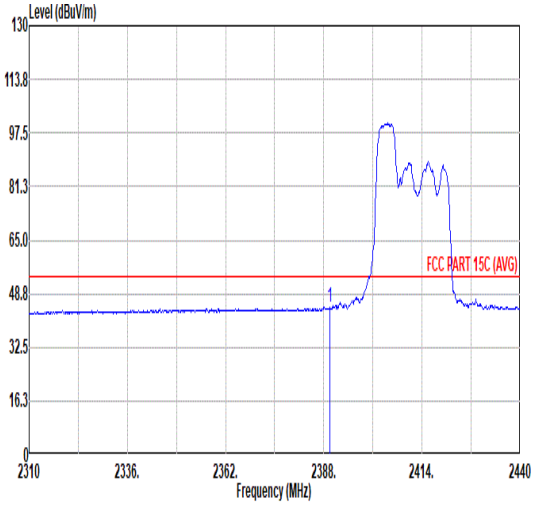
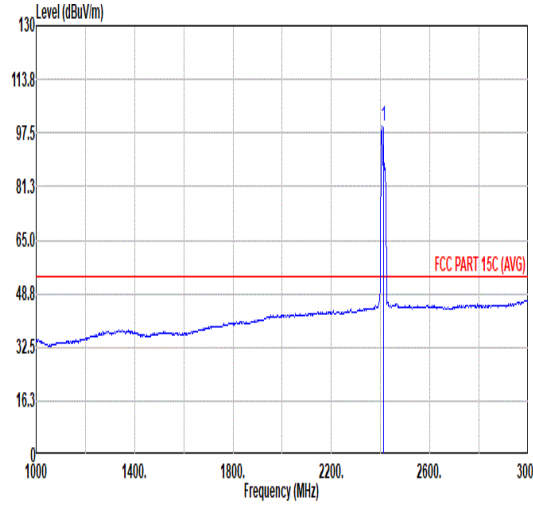


Mode	12																																																																																																													
	Harmonic																																																																																																													
	2400-2483.5_802.11be EHT40_CH09_2452MHz																																																																																																													
ANT	CDD 9+10																																																																																																													
Pol.	Horizontal	Vertical																																																																																																												
Peak Avg	<table border="1"> <thead> <tr> <th>Limit</th> <th>Read</th> <th>Ant</th> <th>Cable</th> <th>Preamp</th> <th>Aux</th> <th>APos</th> <th>TPos</th> <th>Remark</th> </tr> <tr> <th>Freq</th> <th>Level</th> <th>Line Margin</th> <th>Level</th> <th>Factor</th> <th>Loss Factor</th> <th>Factor</th> <th></th> <th></th> </tr> <tr> <th>MHz</th> <th>dBuV/m</th> <th>dBuV/m</th> <th>dB</th> <th>dBuV</th> <th>dB/m</th> <th>dB</th> <th>dB</th> <th>cm</th> <th>deg</th> </tr> </thead> <tbody> <tr> <td>1</td> <td>4904.00</td> <td>40.04</td> <td>74.00</td> <td>-33.96</td> <td>59.33</td> <td>34.21</td> <td>12.00</td> <td>65.50</td> <td>0.00</td> <td>--</td> <td>--</td> <td>PEAK</td> </tr> <tr> <td>2</td> <td>7356.00</td> <td>43.37</td> <td>74.00</td> <td>-30.63</td> <td>57.47</td> <td>35.00</td> <td>15.05</td> <td>64.95</td> <td>0.00</td> <td>--</td> <td>--</td> <td>PEAK</td> </tr> </tbody> </table>	Limit	Read	Ant	Cable	Preamp	Aux	APos	TPos	Remark	Freq	Level	Line Margin	Level	Factor	Loss Factor	Factor			MHz	dBuV/m	dBuV/m	dB	dBuV	dB/m	dB	dB	cm	deg	1	4904.00	40.04	74.00	-33.96	59.33	34.21	12.00	65.50	0.00	--	--	PEAK	2	7356.00	43.37	74.00	-30.63	57.47	35.00	15.05	64.95	0.00	--	--	PEAK	<table border="1"> <thead> <tr> <th>Limit</th> <th>Read</th> <th>Ant</th> <th>Cable</th> <th>Preamp</th> <th>Aux</th> <th>APos</th> <th>TPos</th> <th>Remark</th> </tr> <tr> <th>Freq</th> <th>Level</th> <th>Line Margin</th> <th>Level</th> <th>Factor</th> <th>Loss Factor</th> <th>Factor</th> <th></th> <th></th> </tr> <tr> <th>MHz</th> <th>dBuV/m</th> <th>dBuV/m</th> <th>dB</th> <th>dBuV</th> <th>dB/m</th> <th>dB</th> <th>dB</th> <th>cm</th> <th>deg</th> </tr> </thead> <tbody> <tr> <td>1</td> <td>4904.00</td> <td>40.10</td> <td>74.00</td> <td>-33.90</td> <td>59.39</td> <td>34.21</td> <td>12.00</td> <td>65.50</td> <td>0.00</td> <td>--</td> <td>--</td> <td>PEAK</td> </tr> <tr> <td>2</td> <td>7356.00</td> <td>43.28</td> <td>74.00</td> <td>-30.72</td> <td>57.38</td> <td>35.80</td> <td>15.05</td> <td>64.95</td> <td>0.00</td> <td>--</td> <td>--</td> <td>PEAK</td> </tr> </tbody> </table>	Limit	Read	Ant	Cable	Preamp	Aux	APos	TPos	Remark	Freq	Level	Line Margin	Level	Factor	Loss Factor	Factor			MHz	dBuV/m	dBuV/m	dB	dBuV	dB/m	dB	dB	cm	deg	1	4904.00	40.10	74.00	-33.90	59.39	34.21	12.00	65.50	0.00	--	--	PEAK	2	7356.00	43.28	74.00	-30.72	57.38	35.80	15.05	64.95	0.00	--	--	PEAK
	Limit	Read	Ant	Cable	Preamp	Aux	APos	TPos	Remark																																																																																																					
Freq	Level	Line Margin	Level	Factor	Loss Factor	Factor																																																																																																								
MHz	dBuV/m	dBuV/m	dB	dBuV	dB/m	dB	dB	cm	deg																																																																																																					
1	4904.00	40.04	74.00	-33.96	59.33	34.21	12.00	65.50	0.00	--	--	PEAK																																																																																																		
2	7356.00	43.37	74.00	-30.63	57.47	35.00	15.05	64.95	0.00	--	--	PEAK																																																																																																		
Limit	Read	Ant	Cable	Preamp	Aux	APos	TPos	Remark																																																																																																						
Freq	Level	Line Margin	Level	Factor	Loss Factor	Factor																																																																																																								
MHz	dBuV/m	dBuV/m	dB	dBuV	dB/m	dB	dB	cm	deg																																																																																																					
1	4904.00	40.10	74.00	-33.90	59.39	34.21	12.00	65.50	0.00	--	--	PEAK																																																																																																		
2	7356.00	43.28	74.00	-30.72	57.38	35.80	15.05	64.95	0.00	--	--	PEAK																																																																																																		

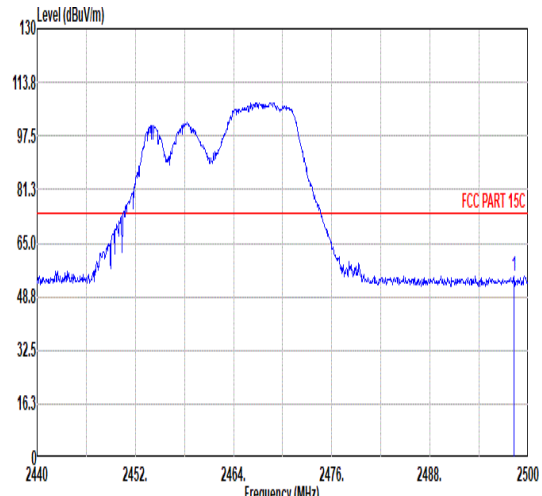
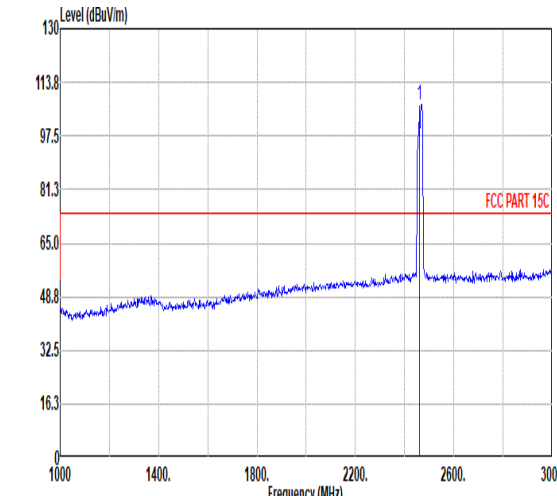
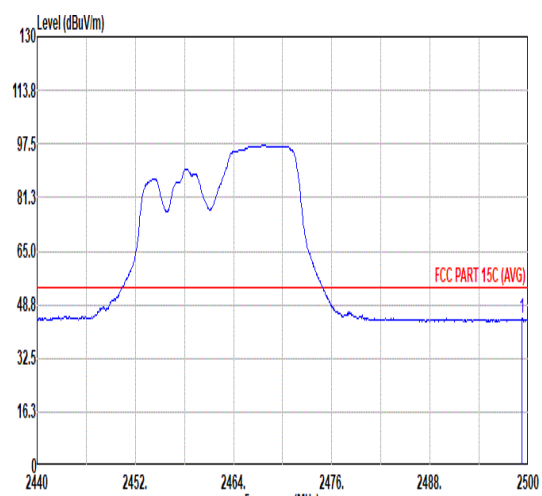
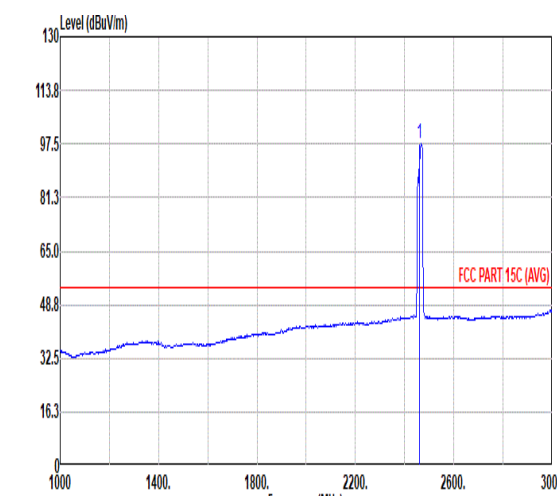


		13																																																																																		
Mode	Band Edge																																																																																			
	2400-2483.5_802.11be EHT20_CH01_Single RU 52/37_2412MHz																																																																																			
ANT	CDD 9+10																																																																																			
Pol.	Horizontal	Fundamental																																																																																		
Peak	 <p>Level (dBuV/m)</p> <p>130</p> <p>113.8</p> <p>97.5</p> <p>81.3</p> <p>65.0</p> <p>48.8</p> <p>32.5</p> <p>16.3</p> <p>0</p> <p>2310</p> <p>2336.</p> <p>2362.</p> <p>2388.</p> <p>2414.</p> <p>2440</p> <p>Frequency (MHz)</p> <p style="text-align: right;">FCC PART 15C</p> <table border="1"> <thead> <tr> <th>Limit</th> <th>Read</th> <th>Ant</th> <th>Cable</th> <th>Preamp</th> <th>Aux</th> <th>APos</th> <th>TPos</th> <th>Remark</th> </tr> <tr> <th>Freq</th> <th>Level</th> <th>Line Margin</th> <th>Level Factor</th> <th>Loss Factor</th> <th>Factor</th> <th></th> <th></th> <th></th> </tr> <tr> <th>MHz</th> <th>dBuV/m</th> <th>dBuV/m</th> <th>dB</th> <th>dBuV</th> <th>dB/m</th> <th>dB</th> <th>dB</th> <th>cm</th> <th>deg</th> </tr> </thead> <tbody> <tr> <td>1</td> <td>2389.56</td> <td>56.25</td> <td>74.00</td> <td>-17.75</td> <td>40.03</td> <td>32.38</td> <td>8.77</td> <td>30.93</td> <td>6.00</td> <td>103</td> <td>108</td> <td>PEAK</td> </tr> </tbody> </table>	Limit	Read	Ant	Cable	Preamp	Aux	APos	TPos	Remark	Freq	Level	Line Margin	Level Factor	Loss Factor	Factor				MHz	dBuV/m	dBuV/m	dB	dBuV	dB/m	dB	dB	cm	deg	1	2389.56	56.25	74.00	-17.75	40.03	32.38	8.77	30.93	6.00	103	108	PEAK	 <p>Level (dBuV/m)</p> <p>130</p> <p>113.8</p> <p>97.5</p> <p>81.3</p> <p>65.0</p> <p>48.8</p> <p>32.5</p> <p>16.3</p> <p>0</p> <p>1000</p> <p>1400.</p> <p>1800.</p> <p>2200.</p> <p>2600.</p> <p>3000</p> <p>Frequency (MHz)</p> <p style="text-align: right;">FCC PART 15C</p> <table border="1"> <thead> <tr> <th>Limit</th> <th>Read</th> <th>Ant</th> <th>Cable</th> <th>Preamp</th> <th>Aux</th> <th>APos</th> <th>TPos</th> <th>Remark</th> </tr> <tr> <th>Freq</th> <th>Level</th> <th>Line Margin</th> <th>Level Factor</th> <th>Loss Factor</th> <th>Factor</th> <th></th> <th></th> <th></th> </tr> <tr> <th>MHz</th> <th>dBuV/m</th> <th>dBuV/m</th> <th>dB</th> <th>dBuV</th> <th>dB/m</th> <th>dB</th> <th>dB</th> <th>cm</th> <th>deg</th> </tr> </thead> <tbody> <tr> <td>1</td> <td>2412.00</td> <td>111.63</td> <td>-----</td> <td>-----</td> <td>95.35</td> <td>32.40</td> <td>8.81</td> <td>30.93</td> <td>6.00</td> <td>103</td> <td>108</td> <td>PEAK</td> </tr> </tbody> </table>	Limit	Read	Ant	Cable	Preamp	Aux	APos	TPos	Remark	Freq	Level	Line Margin	Level Factor	Loss Factor	Factor				MHz	dBuV/m	dBuV/m	dB	dBuV	dB/m	dB	dB	cm	deg	1	2412.00	111.63	-----	-----	95.35	32.40	8.81	30.93	6.00	103	108	PEAK
	Limit	Read	Ant	Cable	Preamp	Aux	APos	TPos	Remark																																																																											
Freq	Level	Line Margin	Level Factor	Loss Factor	Factor																																																																															
MHz	dBuV/m	dBuV/m	dB	dBuV	dB/m	dB	dB	cm	deg																																																																											
1	2389.56	56.25	74.00	-17.75	40.03	32.38	8.77	30.93	6.00	103	108	PEAK																																																																								
Limit	Read	Ant	Cable	Preamp	Aux	APos	TPos	Remark																																																																												
Freq	Level	Line Margin	Level Factor	Loss Factor	Factor																																																																															
MHz	dBuV/m	dBuV/m	dB	dBuV	dB/m	dB	dB	cm	deg																																																																											
1	2412.00	111.63	-----	-----	95.35	32.40	8.81	30.93	6.00	103	108	PEAK																																																																								
Avg	 <p>Level (dBuV/m)</p> <p>130</p> <p>113.8</p> <p>97.5</p> <p>81.3</p> <p>65.0</p> <p>48.8</p> <p>32.5</p> <p>16.3</p> <p>0</p> <p>2310</p> <p>2336.</p> <p>2362.</p> <p>2388.</p> <p>2414.</p> <p>2440</p> <p>Frequency (MHz)</p> <p style="text-align: right;">FCC PART 15C (AVG)</p> <table border="1"> <thead> <tr> <th>Limit</th> <th>Read</th> <th>Ant</th> <th>Cable</th> <th>Preamp</th> <th>Aux</th> <th>APos</th> <th>TPos</th> <th>Remark</th> </tr> <tr> <th>Freq</th> <th>Level</th> <th>Line Margin</th> <th>Level Factor</th> <th>Loss Factor</th> <th>Factor</th> <th></th> <th></th> <th></th> </tr> <tr> <th>MHz</th> <th>dBuV/m</th> <th>dBuV/m</th> <th>dB</th> <th>dBuV</th> <th>dB/m</th> <th>dB</th> <th>dB</th> <th>cm</th> <th>deg</th> </tr> </thead> <tbody> <tr> <td>1</td> <td>2387.48</td> <td>44.66</td> <td>54.00</td> <td>-9.34</td> <td>28.45</td> <td>32.37</td> <td>8.77</td> <td>30.93</td> <td>6.00</td> <td>103</td> <td>108</td> <td>AVERAGE</td> </tr> </tbody> </table>	Limit	Read	Ant	Cable	Preamp	Aux	APos	TPos	Remark	Freq	Level	Line Margin	Level Factor	Loss Factor	Factor				MHz	dBuV/m	dBuV/m	dB	dBuV	dB/m	dB	dB	cm	deg	1	2387.48	44.66	54.00	-9.34	28.45	32.37	8.77	30.93	6.00	103	108	AVERAGE	 <p>Level (dBuV/m)</p> <p>130</p> <p>113.8</p> <p>97.5</p> <p>81.3</p> <p>65.0</p> <p>48.8</p> <p>32.5</p> <p>16.3</p> <p>0</p> <p>1000</p> <p>1400.</p> <p>1800.</p> <p>2200.</p> <p>2600.</p> <p>3000</p> <p>Frequency (MHz)</p> <p style="text-align: right;">FCC PART 15C (AVG)</p> <table border="1"> <thead> <tr> <th>Limit</th> <th>Read</th> <th>Ant</th> <th>Cable</th> <th>Preamp</th> <th>Aux</th> <th>APos</th> <th>TPos</th> <th>Remark</th> </tr> <tr> <th>Freq</th> <th>Level</th> <th>Line Margin</th> <th>Level Factor</th> <th>Loss Factor</th> <th>Factor</th> <th></th> <th></th> <th></th> </tr> <tr> <th>MHz</th> <th>dBuV/m</th> <th>dBuV/m</th> <th>dB</th> <th>dBuV</th> <th>dB/m</th> <th>dB</th> <th>dB</th> <th>cm</th> <th>deg</th> </tr> </thead> <tbody> <tr> <td>1</td> <td>2412.00</td> <td>102.43</td> <td>-----</td> <td>-----</td> <td>86.15</td> <td>32.40</td> <td>8.81</td> <td>30.93</td> <td>6.00</td> <td>103</td> <td>108</td> <td>AVERAGE</td> </tr> </tbody> </table>	Limit	Read	Ant	Cable	Preamp	Aux	APos	TPos	Remark	Freq	Level	Line Margin	Level Factor	Loss Factor	Factor				MHz	dBuV/m	dBuV/m	dB	dBuV	dB/m	dB	dB	cm	deg	1	2412.00	102.43	-----	-----	86.15	32.40	8.81	30.93	6.00	103	108	AVERAGE
	Limit	Read	Ant	Cable	Preamp	Aux	APos	TPos	Remark																																																																											
Freq	Level	Line Margin	Level Factor	Loss Factor	Factor																																																																															
MHz	dBuV/m	dBuV/m	dB	dBuV	dB/m	dB	dB	cm	deg																																																																											
1	2387.48	44.66	54.00	-9.34	28.45	32.37	8.77	30.93	6.00	103	108	AVERAGE																																																																								
Limit	Read	Ant	Cable	Preamp	Aux	APos	TPos	Remark																																																																												
Freq	Level	Line Margin	Level Factor	Loss Factor	Factor																																																																															
MHz	dBuV/m	dBuV/m	dB	dBuV	dB/m	dB	dB	cm	deg																																																																											
1	2412.00	102.43	-----	-----	86.15	32.40	8.81	30.93	6.00	103	108	AVERAGE																																																																								



		13																																																																																		
Mode	Band Edge																																																																																			
	2400-2483.5_802.11be EHT20_CH01_Single RU 52/37_2412MHz																																																																																			
ANT	CDD 9+10																																																																																			
Pol.	Vertical	Fundamental																																																																																		
Peak	 <p>Level (dBuV/m)</p> <p>130</p> <p>113.8</p> <p>97.5</p> <p>81.3</p> <p>65.0</p> <p>48.8</p> <p>32.5</p> <p>16.3</p> <p>0</p> <p>2310</p> <p>2336.</p> <p>2362.</p> <p>2388.</p> <p>2414.</p> <p>2440</p> <p>Frequency (MHz)</p> <p style="text-align: right;">FCC PART 15C</p> <table border="1"> <thead> <tr> <th>Limit</th> <th>Read</th> <th>Ant</th> <th>Cable</th> <th>Preamp</th> <th>Aux</th> <th>APos</th> <th>TPos</th> <th>Remark</th> </tr> <tr> <th>Freq</th> <th>Level</th> <th>Line Margin</th> <th>Level Factor</th> <th>Loss Factor</th> <th>Factor</th> <th></th> <th></th> <th></th> </tr> <tr> <th>MHz</th> <th>dBuV/m</th> <th>dBuV/m</th> <th>dB</th> <th>dBuV</th> <th>dB/m</th> <th>dB</th> <th>dB</th> <th>cm</th> <th>deg</th> </tr> </thead> <tbody> <tr> <td>1</td> <td>2388.65</td> <td>56.35</td> <td>74.00</td> <td>-17.65</td> <td>40.13</td> <td>32.38</td> <td>8.77</td> <td>30.93</td> <td>6.00</td> <td>387</td> <td>62</td> <td>PEAK</td> </tr> </tbody> </table>	Limit	Read	Ant	Cable	Preamp	Aux	APos	TPos	Remark	Freq	Level	Line Margin	Level Factor	Loss Factor	Factor				MHz	dBuV/m	dBuV/m	dB	dBuV	dB/m	dB	dB	cm	deg	1	2388.65	56.35	74.00	-17.65	40.13	32.38	8.77	30.93	6.00	387	62	PEAK	 <p>Level (dBuV/m)</p> <p>130</p> <p>113.8</p> <p>97.5</p> <p>81.3</p> <p>65.0</p> <p>48.8</p> <p>32.5</p> <p>16.3</p> <p>0</p> <p>1000</p> <p>1400.</p> <p>1800.</p> <p>2200.</p> <p>2600.</p> <p>3000</p> <p>Frequency (MHz)</p> <p style="text-align: right;">FCC PART 15C</p> <table border="1"> <thead> <tr> <th>Limit</th> <th>Read</th> <th>Ant</th> <th>Cable</th> <th>Preamp</th> <th>Aux</th> <th>APos</th> <th>TPos</th> <th>Remark</th> </tr> <tr> <th>Freq</th> <th>Level</th> <th>Line Margin</th> <th>Level Factor</th> <th>Loss Factor</th> <th>Factor</th> <th></th> <th></th> <th></th> </tr> <tr> <th>MHz</th> <th>dBuV/m</th> <th>dBuV/m</th> <th>dB</th> <th>dBuV</th> <th>dB/m</th> <th>dB</th> <th>dB</th> <th>cm</th> <th>deg</th> </tr> </thead> <tbody> <tr> <td>1</td> <td>2412.00</td> <td>110.75</td> <td>-----</td> <td>-----</td> <td>94.47</td> <td>32.40</td> <td>8.81</td> <td>30.93</td> <td>6.00</td> <td>387</td> <td>62</td> <td>PEAK</td> </tr> </tbody> </table>	Limit	Read	Ant	Cable	Preamp	Aux	APos	TPos	Remark	Freq	Level	Line Margin	Level Factor	Loss Factor	Factor				MHz	dBuV/m	dBuV/m	dB	dBuV	dB/m	dB	dB	cm	deg	1	2412.00	110.75	-----	-----	94.47	32.40	8.81	30.93	6.00	387	62	PEAK
	Limit	Read	Ant	Cable	Preamp	Aux	APos	TPos	Remark																																																																											
Freq	Level	Line Margin	Level Factor	Loss Factor	Factor																																																																															
MHz	dBuV/m	dBuV/m	dB	dBuV	dB/m	dB	dB	cm	deg																																																																											
1	2388.65	56.35	74.00	-17.65	40.13	32.38	8.77	30.93	6.00	387	62	PEAK																																																																								
Limit	Read	Ant	Cable	Preamp	Aux	APos	TPos	Remark																																																																												
Freq	Level	Line Margin	Level Factor	Loss Factor	Factor																																																																															
MHz	dBuV/m	dBuV/m	dB	dBuV	dB/m	dB	dB	cm	deg																																																																											
1	2412.00	110.75	-----	-----	94.47	32.40	8.81	30.93	6.00	387	62	PEAK																																																																								
Avg	 <p>Level (dBuV/m)</p> <p>130</p> <p>113.8</p> <p>97.5</p> <p>81.3</p> <p>65.0</p> <p>48.8</p> <p>32.5</p> <p>16.3</p> <p>0</p> <p>2310</p> <p>2336.</p> <p>2362.</p> <p>2388.</p> <p>2414.</p> <p>2440</p> <p>Frequency (MHz)</p> <p style="text-align: right;">FCC PART 15C (AVG)</p> <table border="1"> <thead> <tr> <th>Limit</th> <th>Read</th> <th>Ant</th> <th>Cable</th> <th>Preamp</th> <th>Aux</th> <th>APos</th> <th>TPos</th> <th>Remark</th> </tr> <tr> <th>Freq</th> <th>Level</th> <th>Line Margin</th> <th>Level Factor</th> <th>Loss Factor</th> <th>Factor</th> <th></th> <th></th> <th></th> </tr> <tr> <th>MHz</th> <th>dBuV/m</th> <th>dBuV/m</th> <th>dB</th> <th>dBuV</th> <th>dB/m</th> <th>dB</th> <th>dB</th> <th>cm</th> <th>deg</th> </tr> </thead> <tbody> <tr> <td>1</td> <td>2389.56</td> <td>44.75</td> <td>54.00</td> <td>-9.25</td> <td>28.53</td> <td>32.38</td> <td>8.77</td> <td>30.93</td> <td>6.00</td> <td>387</td> <td>62</td> <td>AVERAGE</td> </tr> </tbody> </table>	Limit	Read	Ant	Cable	Preamp	Aux	APos	TPos	Remark	Freq	Level	Line Margin	Level Factor	Loss Factor	Factor				MHz	dBuV/m	dBuV/m	dB	dBuV	dB/m	dB	dB	cm	deg	1	2389.56	44.75	54.00	-9.25	28.53	32.38	8.77	30.93	6.00	387	62	AVERAGE	 <p>Level (dBuV/m)</p> <p>130</p> <p>113.8</p> <p>97.5</p> <p>81.3</p> <p>65.0</p> <p>48.8</p> <p>32.5</p> <p>16.3</p> <p>0</p> <p>1000</p> <p>1400.</p> <p>1800.</p> <p>2200.</p> <p>2600.</p> <p>3000</p> <p>Frequency (MHz)</p> <p style="text-align: right;">FCC PART 15C (AVG)</p> <table border="1"> <thead> <tr> <th>Limit</th> <th>Read</th> <th>Ant</th> <th>Cable</th> <th>Preamp</th> <th>Aux</th> <th>APos</th> <th>TPos</th> <th>Remark</th> </tr> <tr> <th>Freq</th> <th>Level</th> <th>Line Margin</th> <th>Level Factor</th> <th>Loss Factor</th> <th>Factor</th> <th></th> <th></th> <th></th> </tr> <tr> <th>MHz</th> <th>dBuV/m</th> <th>dBuV/m</th> <th>dB</th> <th>dBuV</th> <th>dB/m</th> <th>dB</th> <th>dB</th> <th>cm</th> <th>deg</th> </tr> </thead> <tbody> <tr> <td>1</td> <td>2412.00</td> <td>99.62</td> <td>-----</td> <td>-----</td> <td>83.34</td> <td>32.40</td> <td>8.81</td> <td>30.93</td> <td>6.00</td> <td>387</td> <td>62</td> <td>AVERAGE</td> </tr> </tbody> </table>	Limit	Read	Ant	Cable	Preamp	Aux	APos	TPos	Remark	Freq	Level	Line Margin	Level Factor	Loss Factor	Factor				MHz	dBuV/m	dBuV/m	dB	dBuV	dB/m	dB	dB	cm	deg	1	2412.00	99.62	-----	-----	83.34	32.40	8.81	30.93	6.00	387	62	AVERAGE
	Limit	Read	Ant	Cable	Preamp	Aux	APos	TPos	Remark																																																																											
Freq	Level	Line Margin	Level Factor	Loss Factor	Factor																																																																															
MHz	dBuV/m	dBuV/m	dB	dBuV	dB/m	dB	dB	cm	deg																																																																											
1	2389.56	44.75	54.00	-9.25	28.53	32.38	8.77	30.93	6.00	387	62	AVERAGE																																																																								
Limit	Read	Ant	Cable	Preamp	Aux	APos	TPos	Remark																																																																												
Freq	Level	Line Margin	Level Factor	Loss Factor	Factor																																																																															
MHz	dBuV/m	dBuV/m	dB	dBuV	dB/m	dB	dB	cm	deg																																																																											
1	2412.00	99.62	-----	-----	83.34	32.40	8.81	30.93	6.00	387	62	AVERAGE																																																																								



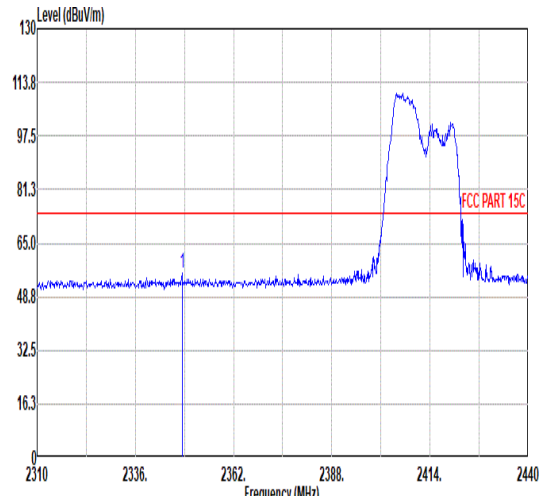
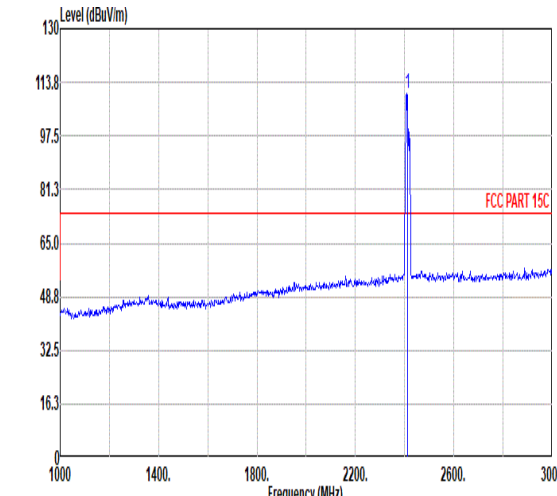
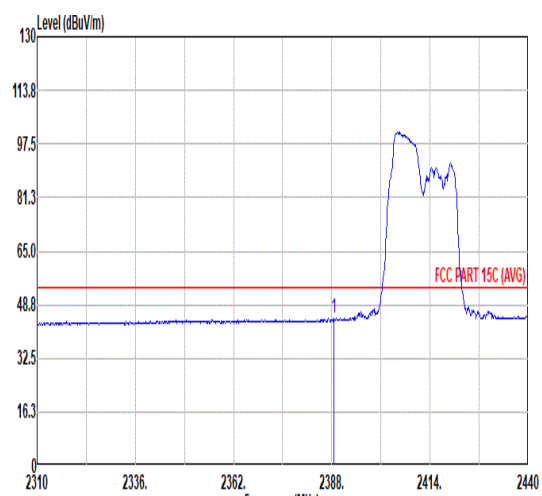
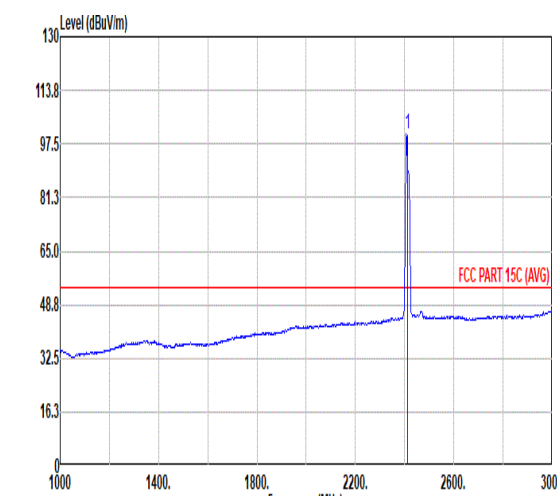
		<b>14</b>																																																																														
<b>Mode</b>	<b>Band Edge</b>																																																																															
	<b>2400-2483.5_802.11be EHT20_CH11_Single RU 106/54_2462MHz</b>																																																																															
<b>ANT</b>	<b>CDD 9+10</b>																																																																															
<b>Pol.</b>	<b>Horizontal</b>	<b>Fundamental</b>																																																																														
<b>Peak</b>	 <p>Level (dBuV/m) vs Frequency (MHz) plot for Horizontal polarization. The plot shows a signal between 2400 and 2500 MHz. A red horizontal line indicates the FCC PART 15C limit at approximately 74 dBuV/m. A peak is observed at 2498.26 MHz.</p> <table border="1"> <thead> <tr> <th>Limit</th> <th>Read</th> <th>Ant</th> <th>Cable</th> <th>Preamp</th> <th>Aux</th> <th>APos</th> <th>TPos</th> <th>Remark</th> </tr> <tr> <th>Freq</th> <th>Level</th> <th>Line Margin</th> <th>Level Factor</th> <th>Loss Factor</th> <th>Factor</th> <th></th> <th></th> <th></th> </tr> <tr> <th>MHz</th> <th>dBuV/m</th> <th>dBuV/m</th> <th>dB</th> <th>dBuV</th> <th>dB/m</th> <th>dB</th> <th>dB</th> <th>cm</th> <th>deg</th> </tr> </thead> <tbody> <tr> <td>1 2498.26</td> <td>54.85</td> <td>74.00</td> <td>-19.15</td> <td>38.55</td> <td>32.40</td> <td>8.87</td> <td>30.97</td> <td>6.00</td> <td>100</td> <td>274 PEAK</td> </tr> </tbody> </table>	Limit	Read	Ant	Cable	Preamp	Aux	APos	TPos	Remark	Freq	Level	Line Margin	Level Factor	Loss Factor	Factor				MHz	dBuV/m	dBuV/m	dB	dBuV	dB/m	dB	dB	cm	deg	1 2498.26	54.85	74.00	-19.15	38.55	32.40	8.87	30.97	6.00	100	274 PEAK	 <p>Level (dBuV/m) vs Frequency (MHz) plot for Fundamental polarization. The plot shows a signal between 1000 and 3000 MHz. A red horizontal line indicates the FCC PART 15C limit at approximately 74 dBuV/m. A sharp peak is observed at 2462.00 MHz.</p> <table border="1"> <thead> <tr> <th>Limit</th> <th>Read</th> <th>Ant</th> <th>Cable</th> <th>Preamp</th> <th>Aux</th> <th>APos</th> <th>TPos</th> <th>Remark</th> </tr> <tr> <th>Freq</th> <th>Level</th> <th>Line Margin</th> <th>Level Factor</th> <th>Loss Factor</th> <th>Factor</th> <th></th> <th></th> <th></th> </tr> <tr> <th>MHz</th> <th>dBuV/m</th> <th>dBuV/m</th> <th>dB</th> <th>dBuV</th> <th>dB/m</th> <th>dB</th> <th>dB</th> <th>cm</th> <th>deg</th> </tr> </thead> <tbody> <tr> <td>1 2462.00</td> <td>107.12</td> <td>-----</td> <td>-----</td> <td>90.79</td> <td>32.40</td> <td>8.89</td> <td>30.96</td> <td>6.00</td> <td>100</td> <td>274 PEAK</td> </tr> </tbody> </table>	Limit	Read	Ant	Cable	Preamp	Aux	APos	TPos	Remark	Freq	Level	Line Margin	Level Factor	Loss Factor	Factor				MHz	dBuV/m	dBuV/m	dB	dBuV	dB/m	dB	dB	cm	deg	1 2462.00	107.12	-----	-----	90.79	32.40	8.89	30.96	6.00	100	274 PEAK
	Limit	Read	Ant	Cable	Preamp	Aux	APos	TPos	Remark																																																																							
Freq	Level	Line Margin	Level Factor	Loss Factor	Factor																																																																											
MHz	dBuV/m	dBuV/m	dB	dBuV	dB/m	dB	dB	cm	deg																																																																							
1 2498.26	54.85	74.00	-19.15	38.55	32.40	8.87	30.97	6.00	100	274 PEAK																																																																						
Limit	Read	Ant	Cable	Preamp	Aux	APos	TPos	Remark																																																																								
Freq	Level	Line Margin	Level Factor	Loss Factor	Factor																																																																											
MHz	dBuV/m	dBuV/m	dB	dBuV	dB/m	dB	dB	cm	deg																																																																							
1 2462.00	107.12	-----	-----	90.79	32.40	8.89	30.96	6.00	100	274 PEAK																																																																						
<b>Avg</b>	 <p>Level (dBuV/m) vs Frequency (MHz) plot for Horizontal polarization (Average). The plot shows a signal between 2400 and 2500 MHz. A red horizontal line indicates the FCC PART 15C (AVG) limit at approximately 54 dBuV/m. The average level is 44.70 dBuV/m at 2499.22 MHz.</p> <table border="1"> <thead> <tr> <th>Limit</th> <th>Read</th> <th>Ant</th> <th>Cable</th> <th>Preamp</th> <th>Aux</th> <th>APos</th> <th>TPos</th> <th>Remark</th> </tr> <tr> <th>Freq</th> <th>Level</th> <th>Line Margin</th> <th>Level Factor</th> <th>Loss Factor</th> <th>Factor</th> <th></th> <th></th> <th></th> </tr> <tr> <th>MHz</th> <th>dBuV/m</th> <th>dBuV/m</th> <th>dB</th> <th>dBuV</th> <th>dB/m</th> <th>dB</th> <th>dB</th> <th>cm</th> <th>deg</th> </tr> </thead> <tbody> <tr> <td>1 2499.22</td> <td>44.70</td> <td>54.00</td> <td>-9.30</td> <td>28.41</td> <td>32.40</td> <td>8.87</td> <td>30.98</td> <td>6.00</td> <td>100</td> <td>274 AVERAGE</td> </tr> </tbody> </table>	Limit	Read	Ant	Cable	Preamp	Aux	APos	TPos	Remark	Freq	Level	Line Margin	Level Factor	Loss Factor	Factor				MHz	dBuV/m	dBuV/m	dB	dBuV	dB/m	dB	dB	cm	deg	1 2499.22	44.70	54.00	-9.30	28.41	32.40	8.87	30.98	6.00	100	274 AVERAGE	 <p>Level (dBuV/m) vs Frequency (MHz) plot for Fundamental polarization (Average). The plot shows a signal between 1000 and 3000 MHz. A red horizontal line indicates the FCC PART 15C (AVG) limit at approximately 54 dBuV/m. The average level is 97.49 dBuV/m at 2462.00 MHz.</p> <table border="1"> <thead> <tr> <th>Limit</th> <th>Read</th> <th>Ant</th> <th>Cable</th> <th>Preamp</th> <th>Aux</th> <th>APos</th> <th>TPos</th> <th>Remark</th> </tr> <tr> <th>Freq</th> <th>Level</th> <th>Line Margin</th> <th>Level Factor</th> <th>Loss Factor</th> <th>Factor</th> <th></th> <th></th> <th></th> </tr> <tr> <th>MHz</th> <th>dBuV/m</th> <th>dBuV/m</th> <th>dB</th> <th>dBuV</th> <th>dB/m</th> <th>dB</th> <th>dB</th> <th>cm</th> <th>deg</th> </tr> </thead> <tbody> <tr> <td>1 2462.00</td> <td>97.49</td> <td>-----</td> <td>-----</td> <td>81.16</td> <td>32.40</td> <td>8.89</td> <td>30.96</td> <td>6.00</td> <td>100</td> <td>274 AVERAGE</td> </tr> </tbody> </table>	Limit	Read	Ant	Cable	Preamp	Aux	APos	TPos	Remark	Freq	Level	Line Margin	Level Factor	Loss Factor	Factor				MHz	dBuV/m	dBuV/m	dB	dBuV	dB/m	dB	dB	cm	deg	1 2462.00	97.49	-----	-----	81.16	32.40	8.89	30.96	6.00	100	274 AVERAGE
	Limit	Read	Ant	Cable	Preamp	Aux	APos	TPos	Remark																																																																							
Freq	Level	Line Margin	Level Factor	Loss Factor	Factor																																																																											
MHz	dBuV/m	dBuV/m	dB	dBuV	dB/m	dB	dB	cm	deg																																																																							
1 2499.22	44.70	54.00	-9.30	28.41	32.40	8.87	30.98	6.00	100	274 AVERAGE																																																																						
Limit	Read	Ant	Cable	Preamp	Aux	APos	TPos	Remark																																																																								
Freq	Level	Line Margin	Level Factor	Loss Factor	Factor																																																																											
MHz	dBuV/m	dBuV/m	dB	dBuV	dB/m	dB	dB	cm	deg																																																																							
1 2462.00	97.49	-----	-----	81.16	32.40	8.89	30.96	6.00	100	274 AVERAGE																																																																						



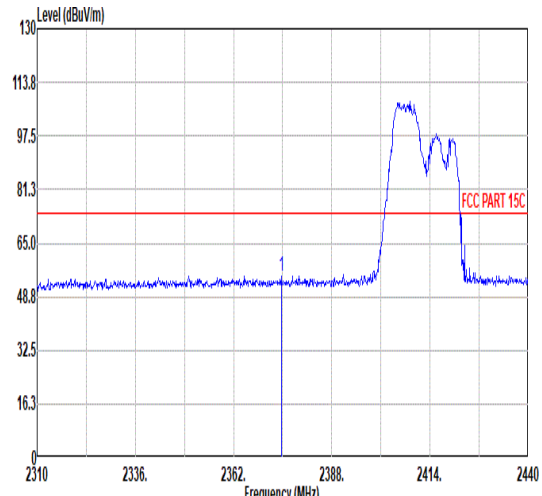
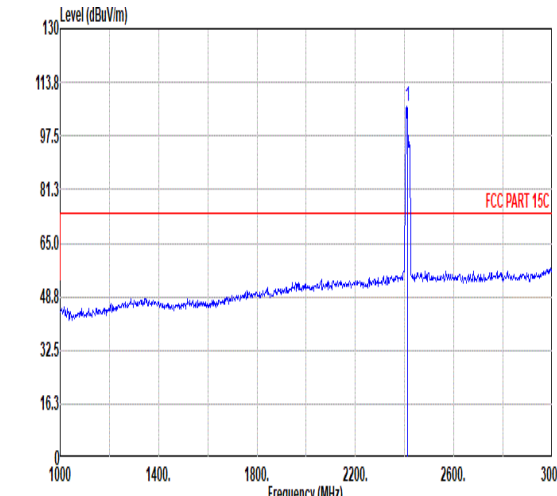
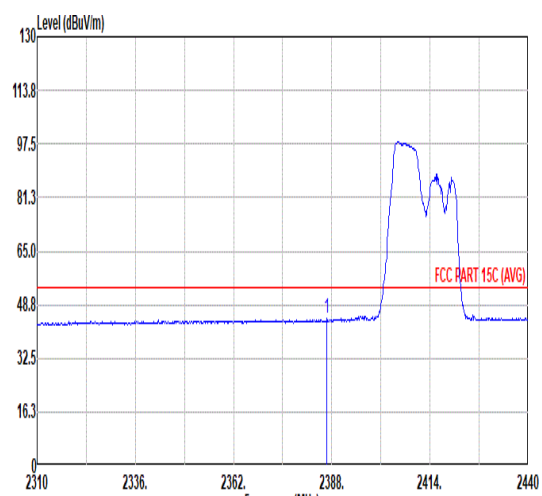
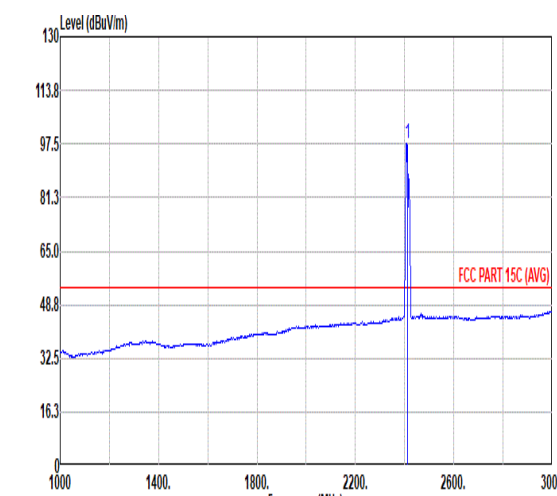
		14																																																																																
Mode	Band Edge																																																																																	
	2400-2483.5_802.11be EHT20_CH11_Single RU 106/54_2462MHz																																																																																	
ANT	CDD 9+10																																																																																	
Pol.	Vertical	Fundamental																																																																																
Peak	<table border="1"> <thead> <tr> <th>Limit</th> <th>Read</th> <th>Ant</th> <th>Cable</th> <th>Preamp</th> <th>Aux</th> <th>APos</th> <th>TPos</th> <th>Remark</th> </tr> <tr> <th>Freq</th> <th>Level</th> <th>Line Margin</th> <th>Level Factor</th> <th>Loss Factor</th> <th>Factor</th> <th></th> <th></th> <th></th> </tr> <tr> <th>MHz</th> <th>dBuV/m</th> <th>dBuV/m</th> <th>dB</th> <th>dBuV</th> <th>dB/m</th> <th>dB</th> <th>dB</th> <th>dB</th> </tr> </thead> <tbody> <tr> <td>1</td> <td>2490.94</td> <td>55.80</td> <td>74.00</td> <td>-18.20</td> <td>39.49</td> <td>32.40</td> <td>8.88</td> <td>30.97</td> <td>6.00</td> <td>370</td> <td>64</td> <td>PEAK</td> </tr> </tbody> </table>	Limit	Read	Ant	Cable	Preamp	Aux	APos	TPos	Remark	Freq	Level	Line Margin	Level Factor	Loss Factor	Factor				MHz	dBuV/m	dBuV/m	dB	dBuV	dB/m	dB	dB	dB	1	2490.94	55.80	74.00	-18.20	39.49	32.40	8.88	30.97	6.00	370	64	PEAK	<table border="1"> <thead> <tr> <th>Limit</th> <th>Read</th> <th>Ant</th> <th>Cable</th> <th>Preamp</th> <th>Aux</th> <th>APos</th> <th>TPos</th> <th>Remark</th> </tr> <tr> <th>Freq</th> <th>Level</th> <th>Line Margin</th> <th>Level Factor</th> <th>Loss Factor</th> <th>Factor</th> <th></th> <th></th> <th></th> </tr> <tr> <th>MHz</th> <th>dBuV/m</th> <th>dBuV/m</th> <th>dB</th> <th>dBuV</th> <th>dB/m</th> <th>dB</th> <th>dB</th> <th>dB</th> </tr> </thead> <tbody> <tr> <td>1</td> <td>2462.00</td> <td>104.30</td> <td>-----</td> <td>-----</td> <td>87.97</td> <td>32.40</td> <td>8.89</td> <td>30.96</td> <td>6.00</td> <td>370</td> <td>64</td> <td>PEAK</td> </tr> </tbody> </table>	Limit	Read	Ant	Cable	Preamp	Aux	APos	TPos	Remark	Freq	Level	Line Margin	Level Factor	Loss Factor	Factor				MHz	dBuV/m	dBuV/m	dB	dBuV	dB/m	dB	dB	dB	1	2462.00	104.30	-----	-----	87.97	32.40	8.89	30.96	6.00	370	64	PEAK
	Limit	Read	Ant	Cable	Preamp	Aux	APos	TPos	Remark																																																																									
Freq	Level	Line Margin	Level Factor	Loss Factor	Factor																																																																													
MHz	dBuV/m	dBuV/m	dB	dBuV	dB/m	dB	dB	dB																																																																										
1	2490.94	55.80	74.00	-18.20	39.49	32.40	8.88	30.97	6.00	370	64	PEAK																																																																						
Limit	Read	Ant	Cable	Preamp	Aux	APos	TPos	Remark																																																																										
Freq	Level	Line Margin	Level Factor	Loss Factor	Factor																																																																													
MHz	dBuV/m	dBuV/m	dB	dBuV	dB/m	dB	dB	dB																																																																										
1	2462.00	104.30	-----	-----	87.97	32.40	8.89	30.96	6.00	370	64	PEAK																																																																						
Avg	<table border="1"> <thead> <tr> <th>Limit</th> <th>Read</th> <th>Ant</th> <th>Cable</th> <th>Preamp</th> <th>Aux</th> <th>APos</th> <th>TPos</th> <th>Remark</th> </tr> <tr> <th>Freq</th> <th>Level</th> <th>Line Margin</th> <th>Level Factor</th> <th>Loss Factor</th> <th>Factor</th> <th></th> <th></th> <th></th> </tr> <tr> <th>MHz</th> <th>dBuV/m</th> <th>dBuV/m</th> <th>dB</th> <th>dBuV</th> <th>dB/m</th> <th>dB</th> <th>dB</th> <th>dB</th> </tr> </thead> <tbody> <tr> <td>1</td> <td>2484.64</td> <td>44.46</td> <td>54.00</td> <td>-9.54</td> <td>28.15</td> <td>32.40</td> <td>8.88</td> <td>30.97</td> <td>6.00</td> <td>370</td> <td>64</td> <td>AVERAGE</td> </tr> </tbody> </table>	Limit	Read	Ant	Cable	Preamp	Aux	APos	TPos	Remark	Freq	Level	Line Margin	Level Factor	Loss Factor	Factor				MHz	dBuV/m	dBuV/m	dB	dBuV	dB/m	dB	dB	dB	1	2484.64	44.46	54.00	-9.54	28.15	32.40	8.88	30.97	6.00	370	64	AVERAGE	<table border="1"> <thead> <tr> <th>Limit</th> <th>Read</th> <th>Ant</th> <th>Cable</th> <th>Preamp</th> <th>Aux</th> <th>APos</th> <th>TPos</th> <th>Remark</th> </tr> <tr> <th>Freq</th> <th>Level</th> <th>Line Margin</th> <th>Level Factor</th> <th>Loss Factor</th> <th>Factor</th> <th></th> <th></th> <th></th> </tr> <tr> <th>MHz</th> <th>dBuV/m</th> <th>dBuV/m</th> <th>dB</th> <th>dBuV</th> <th>dB/m</th> <th>dB</th> <th>dB</th> <th>dB</th> </tr> </thead> <tbody> <tr> <td>1</td> <td>2462.00</td> <td>95.95</td> <td>-----</td> <td>-----</td> <td>79.62</td> <td>32.40</td> <td>8.89</td> <td>30.96</td> <td>6.00</td> <td>370</td> <td>64</td> <td>AVERAGE</td> </tr> </tbody> </table>	Limit	Read	Ant	Cable	Preamp	Aux	APos	TPos	Remark	Freq	Level	Line Margin	Level Factor	Loss Factor	Factor				MHz	dBuV/m	dBuV/m	dB	dBuV	dB/m	dB	dB	dB	1	2462.00	95.95	-----	-----	79.62	32.40	8.89	30.96	6.00	370	64	AVERAGE
	Limit	Read	Ant	Cable	Preamp	Aux	APos	TPos	Remark																																																																									
Freq	Level	Line Margin	Level Factor	Loss Factor	Factor																																																																													
MHz	dBuV/m	dBuV/m	dB	dBuV	dB/m	dB	dB	dB																																																																										
1	2484.64	44.46	54.00	-9.54	28.15	32.40	8.88	30.97	6.00	370	64	AVERAGE																																																																						
Limit	Read	Ant	Cable	Preamp	Aux	APos	TPos	Remark																																																																										
Freq	Level	Line Margin	Level Factor	Loss Factor	Factor																																																																													
MHz	dBuV/m	dBuV/m	dB	dBuV	dB/m	dB	dB	dB																																																																										
1	2462.00	95.95	-----	-----	79.62	32.40	8.89	30.96	6.00	370	64	AVERAGE																																																																						



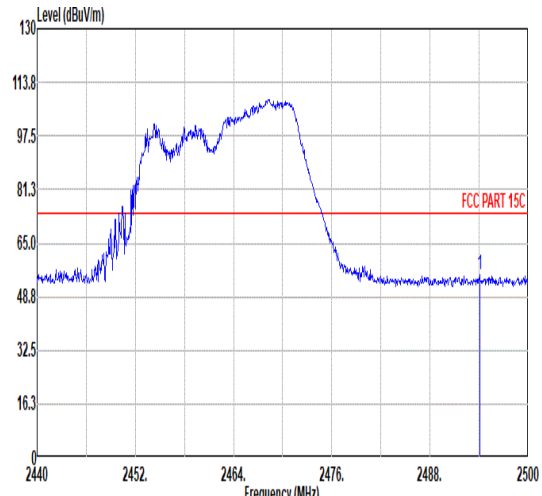
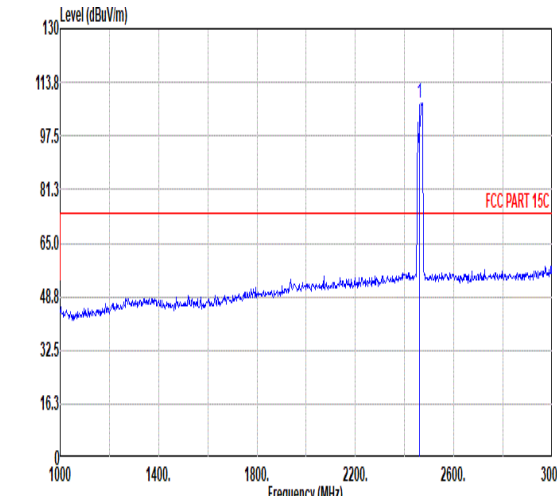
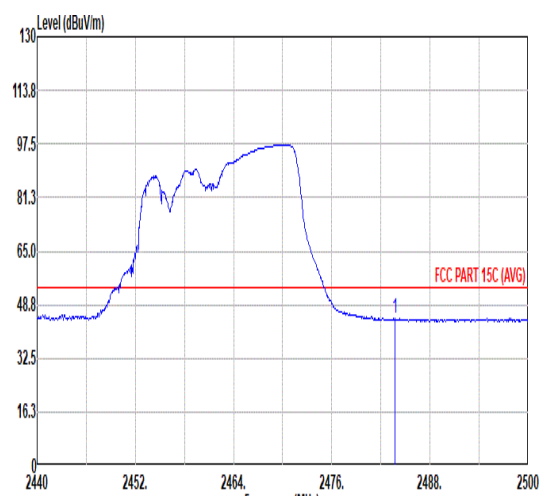
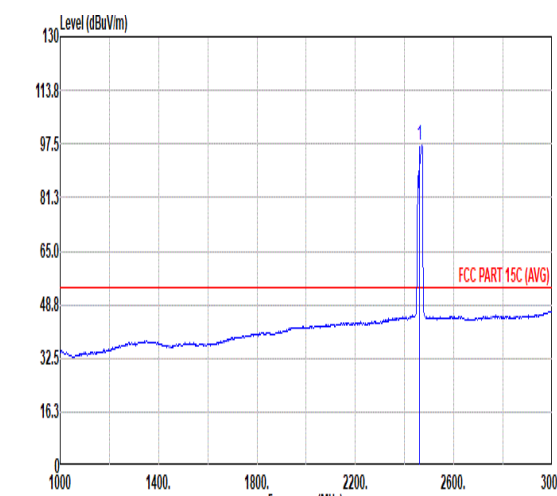


		15																																																																																		
Mode	Band Edge																																																																																			
	2400-2483.5_802.11be EHT20_CH01_Small RU 37+2_2412MHz																																																																																			
ANT	CDD 9+10																																																																																			
Pol.	Horizontal	Fundamental																																																																																		
Peak	 <p>Level (dBuV/m)</p> <p>Frequency (MHz)</p> <p>FCC PART 15C</p> <table border="1"> <thead> <tr> <th>Limit</th> <th>Read</th> <th>Ant</th> <th>Cable</th> <th>Preamp</th> <th>Aux</th> <th>APos</th> <th>TPos</th> <th>Remark</th> </tr> <tr> <th>Freq</th> <th>Level</th> <th>Line Margin</th> <th>Level Factor</th> <th>Loss Factor</th> <th>Factor</th> <th></th> <th></th> <th></th> </tr> <tr> <th>MHz</th> <th>dBuV/m</th> <th>dBuV/m</th> <th>dB</th> <th>dBuV</th> <th>dB/m</th> <th>dB</th> <th>dB</th> <th>cm</th> <th>deg</th> </tr> </thead> <tbody> <tr> <td>1</td> <td>2348.35</td> <td>56.07</td> <td>74.00</td> <td>-17.93</td> <td>40.05</td> <td>32.29</td> <td>8.67</td> <td>30.94</td> <td>6.00</td> <td>100</td> <td>108</td> <td>PEAK</td> </tr> </tbody> </table>	Limit	Read	Ant	Cable	Preamp	Aux	APos	TPos	Remark	Freq	Level	Line Margin	Level Factor	Loss Factor	Factor				MHz	dBuV/m	dBuV/m	dB	dBuV	dB/m	dB	dB	cm	deg	1	2348.35	56.07	74.00	-17.93	40.05	32.29	8.67	30.94	6.00	100	108	PEAK	 <p>Level (dBuV/m)</p> <p>Frequency (MHz)</p> <p>FCC PART 15C</p> <table border="1"> <thead> <tr> <th>Limit</th> <th>Read</th> <th>Ant</th> <th>Cable</th> <th>Preamp</th> <th>Aux</th> <th>APos</th> <th>TPos</th> <th>Remark</th> </tr> <tr> <th>Freq</th> <th>Level</th> <th>Line Margin</th> <th>Level Factor</th> <th>Loss Factor</th> <th>Factor</th> <th></th> <th></th> <th></th> </tr> <tr> <th>MHz</th> <th>dBuV/m</th> <th>dBuV/m</th> <th>dB</th> <th>dBuV</th> <th>dB/m</th> <th>dB</th> <th>dB</th> <th>cm</th> <th>deg</th> </tr> </thead> <tbody> <tr> <td>1</td> <td>2412.00</td> <td>110.41</td> <td>-----</td> <td>-----</td> <td>94.12</td> <td>32.40</td> <td>8.82</td> <td>30.93</td> <td>6.00</td> <td>100</td> <td>108</td> <td>PEAK</td> </tr> </tbody> </table>	Limit	Read	Ant	Cable	Preamp	Aux	APos	TPos	Remark	Freq	Level	Line Margin	Level Factor	Loss Factor	Factor				MHz	dBuV/m	dBuV/m	dB	dBuV	dB/m	dB	dB	cm	deg	1	2412.00	110.41	-----	-----	94.12	32.40	8.82	30.93	6.00	100	108	PEAK
	Limit	Read	Ant	Cable	Preamp	Aux	APos	TPos	Remark																																																																											
Freq	Level	Line Margin	Level Factor	Loss Factor	Factor																																																																															
MHz	dBuV/m	dBuV/m	dB	dBuV	dB/m	dB	dB	cm	deg																																																																											
1	2348.35	56.07	74.00	-17.93	40.05	32.29	8.67	30.94	6.00	100	108	PEAK																																																																								
Limit	Read	Ant	Cable	Preamp	Aux	APos	TPos	Remark																																																																												
Freq	Level	Line Margin	Level Factor	Loss Factor	Factor																																																																															
MHz	dBuV/m	dBuV/m	dB	dBuV	dB/m	dB	dB	cm	deg																																																																											
1	2412.00	110.41	-----	-----	94.12	32.40	8.82	30.93	6.00	100	108	PEAK																																																																								
Avg	 <p>Level (dBuV/m)</p> <p>Frequency (MHz)</p> <p>FCC PART 15C (AVG)</p> <table border="1"> <thead> <tr> <th>Limit</th> <th>Read</th> <th>Ant</th> <th>Cable</th> <th>Preamp</th> <th>Aux</th> <th>APos</th> <th>TPos</th> <th>Remark</th> </tr> <tr> <th>Freq</th> <th>Level</th> <th>Line Margin</th> <th>Level Factor</th> <th>Loss Factor</th> <th>Factor</th> <th></th> <th></th> <th></th> </tr> <tr> <th>MHz</th> <th>dBuV/m</th> <th>dBuV/m</th> <th>dB</th> <th>dBuV</th> <th>dB/m</th> <th>dB</th> <th>dB</th> <th>cm</th> <th>deg</th> </tr> </thead> <tbody> <tr> <td>1</td> <td>2388.65</td> <td>44.45</td> <td>54.00</td> <td>-9.55</td> <td>28.23</td> <td>32.38</td> <td>8.77</td> <td>30.93</td> <td>6.00</td> <td>100</td> <td>108</td> <td>AVERAGE</td> </tr> </tbody> </table>	Limit	Read	Ant	Cable	Preamp	Aux	APos	TPos	Remark	Freq	Level	Line Margin	Level Factor	Loss Factor	Factor				MHz	dBuV/m	dBuV/m	dB	dBuV	dB/m	dB	dB	cm	deg	1	2388.65	44.45	54.00	-9.55	28.23	32.38	8.77	30.93	6.00	100	108	AVERAGE	 <p>Level (dBuV/m)</p> <p>Frequency (MHz)</p> <p>FCC PART 15C (AVG)</p> <table border="1"> <thead> <tr> <th>Limit</th> <th>Read</th> <th>Ant</th> <th>Cable</th> <th>Preamp</th> <th>Aux</th> <th>APos</th> <th>TPos</th> <th>Remark</th> </tr> <tr> <th>Freq</th> <th>Level</th> <th>Line Margin</th> <th>Level Factor</th> <th>Loss Factor</th> <th>Factor</th> <th></th> <th></th> <th></th> </tr> <tr> <th>MHz</th> <th>dBuV/m</th> <th>dBuV/m</th> <th>dB</th> <th>dBuV</th> <th>dB/m</th> <th>dB</th> <th>dB</th> <th>cm</th> <th>deg</th> </tr> </thead> <tbody> <tr> <td>1</td> <td>2412.00</td> <td>100.75</td> <td>-----</td> <td>-----</td> <td>84.47</td> <td>32.40</td> <td>8.81</td> <td>30.93</td> <td>6.00</td> <td>100</td> <td>108</td> <td>AVERAGE</td> </tr> </tbody> </table>	Limit	Read	Ant	Cable	Preamp	Aux	APos	TPos	Remark	Freq	Level	Line Margin	Level Factor	Loss Factor	Factor				MHz	dBuV/m	dBuV/m	dB	dBuV	dB/m	dB	dB	cm	deg	1	2412.00	100.75	-----	-----	84.47	32.40	8.81	30.93	6.00	100	108	AVERAGE
	Limit	Read	Ant	Cable	Preamp	Aux	APos	TPos	Remark																																																																											
Freq	Level	Line Margin	Level Factor	Loss Factor	Factor																																																																															
MHz	dBuV/m	dBuV/m	dB	dBuV	dB/m	dB	dB	cm	deg																																																																											
1	2388.65	44.45	54.00	-9.55	28.23	32.38	8.77	30.93	6.00	100	108	AVERAGE																																																																								
Limit	Read	Ant	Cable	Preamp	Aux	APos	TPos	Remark																																																																												
Freq	Level	Line Margin	Level Factor	Loss Factor	Factor																																																																															
MHz	dBuV/m	dBuV/m	dB	dBuV	dB/m	dB	dB	cm	deg																																																																											
1	2412.00	100.75	-----	-----	84.47	32.40	8.81	30.93	6.00	100	108	AVERAGE																																																																								

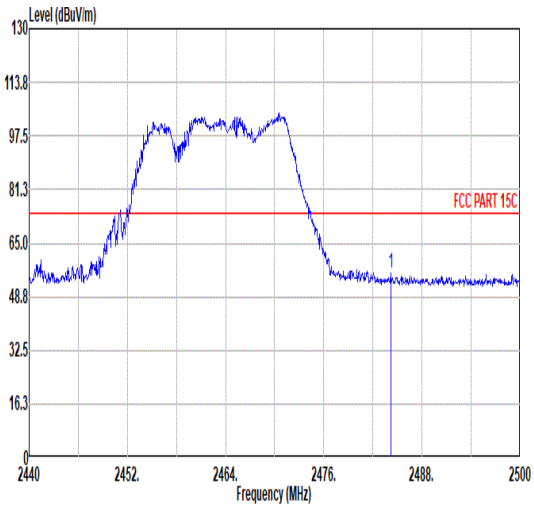
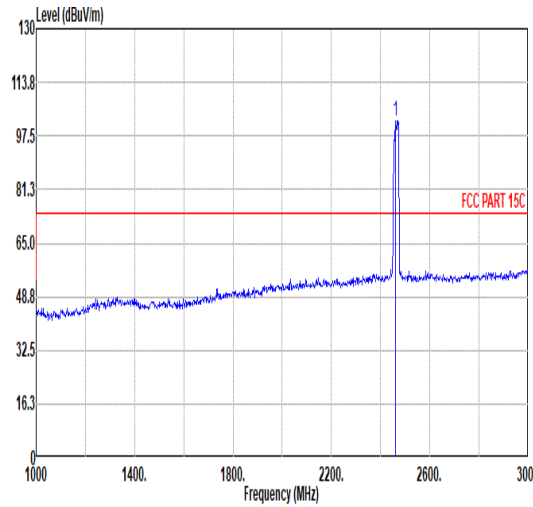
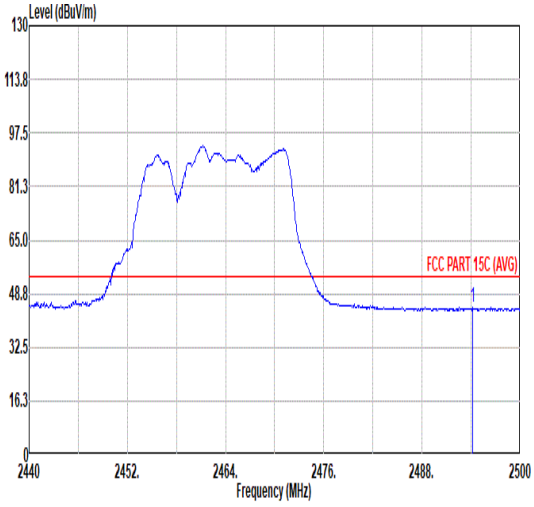
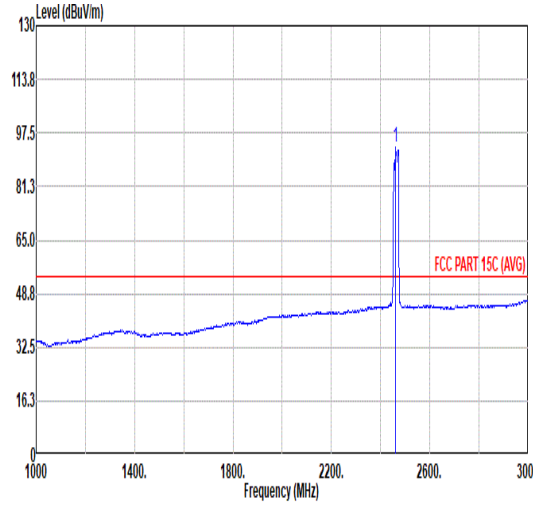


	15																																																																																	
Mode	Band Edge																																																																																	
	2400-2483.5_802.11be EHT20_CH01_Small RU 37+2_2412MHz																																																																																	
ANT	CDD 9+10																																																																																	
Pol.	Vertical	Fundamental																																																																																
Peak	 <p>Level (dBuV/m)</p> <p>Frequency (MHz)</p> <p>FCC PART 15C</p> <table border="1"> <thead> <tr> <th>Limit</th> <th>Read</th> <th>Ant</th> <th>Cable</th> <th>Preamp</th> <th>Aux</th> <th>APos</th> <th>TPos</th> <th>Remark</th> </tr> <tr> <th>Freq</th> <th>Level</th> <th>Line Margin</th> <th>Level Factor</th> <th>Loss Factor</th> <th>Factor</th> <th></th> <th></th> <th></th> </tr> <tr> <th>MHz</th> <th>dBuV/m</th> <th>dBuV/m</th> <th>dB</th> <th>dBuV</th> <th>dB/m</th> <th>dB</th> <th>dB</th> <th>cm</th> <th>deg</th> </tr> </thead> <tbody> <tr> <td>1</td> <td>2374.61</td> <td>55.01</td> <td>74.00</td> <td>-18.99</td> <td>38.86</td> <td>32.35</td> <td>8.74</td> <td>30.94</td> <td>6.00</td> <td>389</td> <td>57 PEAK</td> </tr> </tbody> </table>	Limit	Read	Ant	Cable	Preamp	Aux	APos	TPos	Remark	Freq	Level	Line Margin	Level Factor	Loss Factor	Factor				MHz	dBuV/m	dBuV/m	dB	dBuV	dB/m	dB	dB	cm	deg	1	2374.61	55.01	74.00	-18.99	38.86	32.35	8.74	30.94	6.00	389	57 PEAK	 <p>Level (dBuV/m)</p> <p>Frequency (MHz)</p> <p>FCC PART 15C</p> <table border="1"> <thead> <tr> <th>Limit</th> <th>Read</th> <th>Ant</th> <th>Cable</th> <th>Preamp</th> <th>Aux</th> <th>APos</th> <th>TPos</th> <th>Remark</th> </tr> <tr> <th>Freq</th> <th>Level</th> <th>Line Margin</th> <th>Level Factor</th> <th>Loss Factor</th> <th>Factor</th> <th></th> <th></th> <th></th> </tr> <tr> <th>MHz</th> <th>dBuV/m</th> <th>dBuV/m</th> <th>dB</th> <th>dBuV</th> <th>dB/m</th> <th>dB</th> <th>dB</th> <th>cm</th> <th>deg</th> </tr> </thead> <tbody> <tr> <td>1</td> <td>2412.00</td> <td>106.24</td> <td>-----</td> <td>-----</td> <td>89.95</td> <td>32.40</td> <td>8.82</td> <td>30.93</td> <td>6.00</td> <td>389</td> <td>57 PEAK</td> </tr> </tbody> </table>	Limit	Read	Ant	Cable	Preamp	Aux	APos	TPos	Remark	Freq	Level	Line Margin	Level Factor	Loss Factor	Factor				MHz	dBuV/m	dBuV/m	dB	dBuV	dB/m	dB	dB	cm	deg	1	2412.00	106.24	-----	-----	89.95	32.40	8.82	30.93	6.00	389	57 PEAK
	Limit	Read	Ant	Cable	Preamp	Aux	APos	TPos	Remark																																																																									
Freq	Level	Line Margin	Level Factor	Loss Factor	Factor																																																																													
MHz	dBuV/m	dBuV/m	dB	dBuV	dB/m	dB	dB	cm	deg																																																																									
1	2374.61	55.01	74.00	-18.99	38.86	32.35	8.74	30.94	6.00	389	57 PEAK																																																																							
Limit	Read	Ant	Cable	Preamp	Aux	APos	TPos	Remark																																																																										
Freq	Level	Line Margin	Level Factor	Loss Factor	Factor																																																																													
MHz	dBuV/m	dBuV/m	dB	dBuV	dB/m	dB	dB	cm	deg																																																																									
1	2412.00	106.24	-----	-----	89.95	32.40	8.82	30.93	6.00	389	57 PEAK																																																																							
Avg	 <p>Level (dBuV/m)</p> <p>Frequency (MHz)</p> <p>FCC PART 15C (AVG)</p> <table border="1"> <thead> <tr> <th>Limit</th> <th>Read</th> <th>Ant</th> <th>Cable</th> <th>Preamp</th> <th>Aux</th> <th>APos</th> <th>TPos</th> <th>Remark</th> </tr> <tr> <th>Freq</th> <th>Level</th> <th>Line Margin</th> <th>Level Factor</th> <th>Loss Factor</th> <th>Factor</th> <th></th> <th></th> <th></th> </tr> <tr> <th>MHz</th> <th>dBuV/m</th> <th>dBuV/m</th> <th>dB</th> <th>dBuV</th> <th>dB/m</th> <th>dB</th> <th>dB</th> <th>cm</th> <th>deg</th> </tr> </thead> <tbody> <tr> <td>1</td> <td>2386.70</td> <td>44.41</td> <td>54.00</td> <td>-9.59</td> <td>28.20</td> <td>32.37</td> <td>8.77</td> <td>30.93</td> <td>6.00</td> <td>389</td> <td>57 AVERAGE</td> </tr> </tbody> </table>	Limit	Read	Ant	Cable	Preamp	Aux	APos	TPos	Remark	Freq	Level	Line Margin	Level Factor	Loss Factor	Factor				MHz	dBuV/m	dBuV/m	dB	dBuV	dB/m	dB	dB	cm	deg	1	2386.70	44.41	54.00	-9.59	28.20	32.37	8.77	30.93	6.00	389	57 AVERAGE	 <p>Level (dBuV/m)</p> <p>Frequency (MHz)</p> <p>FCC PART 15C (AVG)</p> <table border="1"> <thead> <tr> <th>Limit</th> <th>Read</th> <th>Ant</th> <th>Cable</th> <th>Preamp</th> <th>Aux</th> <th>APos</th> <th>TPos</th> <th>Remark</th> </tr> <tr> <th>Freq</th> <th>Level</th> <th>Line Margin</th> <th>Level Factor</th> <th>Loss Factor</th> <th>Factor</th> <th></th> <th></th> <th></th> </tr> <tr> <th>MHz</th> <th>dBuV/m</th> <th>dBuV/m</th> <th>dB</th> <th>dBuV</th> <th>dB/m</th> <th>dB</th> <th>dB</th> <th>cm</th> <th>deg</th> </tr> </thead> <tbody> <tr> <td>1</td> <td>2412.00</td> <td>97.75</td> <td>-----</td> <td>-----</td> <td>81.47</td> <td>32.40</td> <td>8.81</td> <td>30.93</td> <td>6.00</td> <td>389</td> <td>57 AVERAGE</td> </tr> </tbody> </table>	Limit	Read	Ant	Cable	Preamp	Aux	APos	TPos	Remark	Freq	Level	Line Margin	Level Factor	Loss Factor	Factor				MHz	dBuV/m	dBuV/m	dB	dBuV	dB/m	dB	dB	cm	deg	1	2412.00	97.75	-----	-----	81.47	32.40	8.81	30.93	6.00	389	57 AVERAGE
Limit	Read	Ant	Cable	Preamp	Aux	APos	TPos	Remark																																																																										
Freq	Level	Line Margin	Level Factor	Loss Factor	Factor																																																																													
MHz	dBuV/m	dBuV/m	dB	dBuV	dB/m	dB	dB	cm	deg																																																																									
1	2386.70	44.41	54.00	-9.59	28.20	32.37	8.77	30.93	6.00	389	57 AVERAGE																																																																							
Limit	Read	Ant	Cable	Preamp	Aux	APos	TPos	Remark																																																																										
Freq	Level	Line Margin	Level Factor	Loss Factor	Factor																																																																													
MHz	dBuV/m	dBuV/m	dB	dBuV	dB/m	dB	dB	cm	deg																																																																									
1	2412.00	97.75	-----	-----	81.47	32.40	8.81	30.93	6.00	389	57 AVERAGE																																																																							

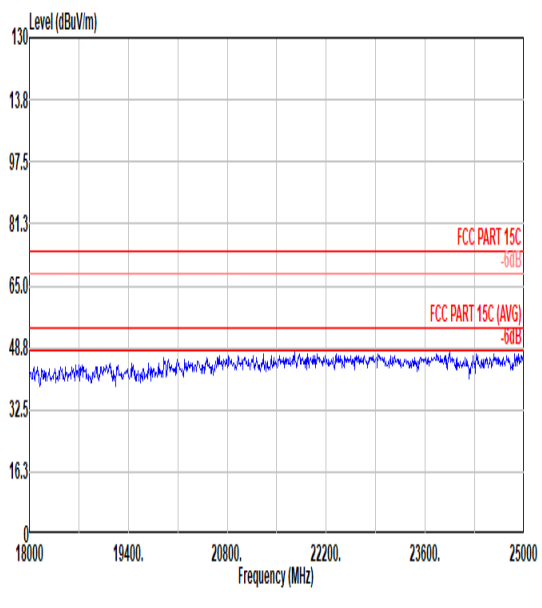
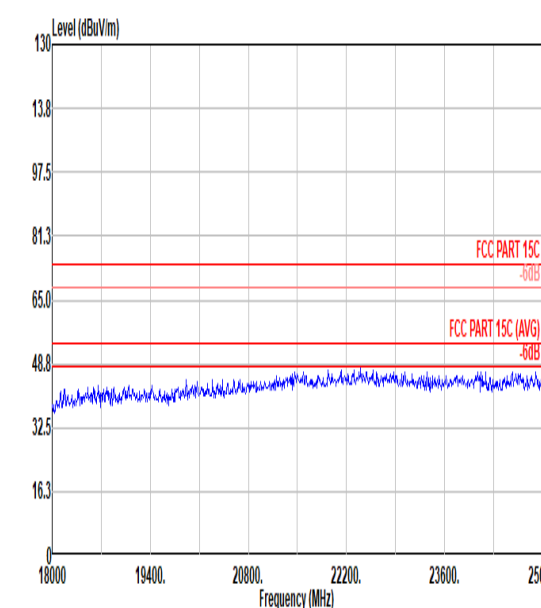


		16																																																																																		
Mode	Band Edge																																																																																			
	2400-2483.5_802.11be EHT20_CH11_Small RU 54+4_2462MHz																																																																																			
ANT	CDD 9+10																																																																																			
Pol.	Horizontal	Fundamental																																																																																		
Peak	 <p>Level (dBuV/m) vs Frequency (MHz) plot for Horizontal polarization. The plot shows a signal between 2400 and 2500 MHz. A red horizontal line indicates the FCC PART 15C limit at approximately 74 dBuV/m. A peak is observed at 2462.00 MHz.</p> <table border="1"> <thead> <tr> <th>Limit</th> <th>Read</th> <th>Ant</th> <th>Cable</th> <th>Preamp</th> <th>Aux</th> <th>APos</th> <th>TPos</th> <th>Remark</th> </tr> <tr> <th>Freq</th> <th>Level</th> <th>Line Margin</th> <th>Level Factor</th> <th>Loss Factor</th> <th>Factor</th> <th></th> <th></th> <th></th> </tr> <tr> <th>MHz</th> <th>dBuV/m</th> <th>dBuV/m</th> <th>dB</th> <th>dBuV</th> <th>dB/m</th> <th>dB</th> <th>dB</th> <th>cm</th> <th>deg</th> </tr> </thead> <tbody> <tr> <td>1</td> <td>2494.06</td> <td>55.59</td> <td>74.00</td> <td>-18.41</td> <td>39.29</td> <td>32.40</td> <td>8.87</td> <td>30.97</td> <td>6.00</td> <td>106</td> <td>360</td> <td>PEAK</td> </tr> </tbody> </table>	Limit	Read	Ant	Cable	Preamp	Aux	APos	TPos	Remark	Freq	Level	Line Margin	Level Factor	Loss Factor	Factor				MHz	dBuV/m	dBuV/m	dB	dBuV	dB/m	dB	dB	cm	deg	1	2494.06	55.59	74.00	-18.41	39.29	32.40	8.87	30.97	6.00	106	360	PEAK	 <p>Level (dBuV/m) vs Frequency (MHz) plot for Fundamental polarization. The plot shows a signal between 1000 and 3000 MHz. A red horizontal line indicates the FCC PART 15C limit at approximately 74 dBuV/m. A sharp peak is observed at 2462.00 MHz.</p> <table border="1"> <thead> <tr> <th>Limit</th> <th>Read</th> <th>Ant</th> <th>Cable</th> <th>Preamp</th> <th>Aux</th> <th>APos</th> <th>TPos</th> <th>Remark</th> </tr> <tr> <th>Freq</th> <th>Level</th> <th>Line Margin</th> <th>Level Factor</th> <th>Loss Factor</th> <th>Factor</th> <th></th> <th></th> <th></th> </tr> <tr> <th>MHz</th> <th>dBuV/m</th> <th>dBuV/m</th> <th>dB</th> <th>dBuV</th> <th>dB/m</th> <th>dB</th> <th>dB</th> <th>cm</th> <th>deg</th> </tr> </thead> <tbody> <tr> <td>1</td> <td>2462.00</td> <td>107.40</td> <td>-----</td> <td>-----</td> <td>91.07</td> <td>32.40</td> <td>8.89</td> <td>30.96</td> <td>6.00</td> <td>106</td> <td>360</td> <td>PEAK</td> </tr> </tbody> </table>	Limit	Read	Ant	Cable	Preamp	Aux	APos	TPos	Remark	Freq	Level	Line Margin	Level Factor	Loss Factor	Factor				MHz	dBuV/m	dBuV/m	dB	dBuV	dB/m	dB	dB	cm	deg	1	2462.00	107.40	-----	-----	91.07	32.40	8.89	30.96	6.00	106	360	PEAK
	Limit	Read	Ant	Cable	Preamp	Aux	APos	TPos	Remark																																																																											
Freq	Level	Line Margin	Level Factor	Loss Factor	Factor																																																																															
MHz	dBuV/m	dBuV/m	dB	dBuV	dB/m	dB	dB	cm	deg																																																																											
1	2494.06	55.59	74.00	-18.41	39.29	32.40	8.87	30.97	6.00	106	360	PEAK																																																																								
Limit	Read	Ant	Cable	Preamp	Aux	APos	TPos	Remark																																																																												
Freq	Level	Line Margin	Level Factor	Loss Factor	Factor																																																																															
MHz	dBuV/m	dBuV/m	dB	dBuV	dB/m	dB	dB	cm	deg																																																																											
1	2462.00	107.40	-----	-----	91.07	32.40	8.89	30.96	6.00	106	360	PEAK																																																																								
Avg	 <p>Level (dBuV/m) vs Frequency (MHz) plot for Horizontal polarization (Average). The plot shows a signal between 2400 and 2500 MHz. A red horizontal line indicates the FCC PART 15C (AVG) limit at approximately 54 dBuV/m. A peak is observed at 2462.00 MHz.</p> <table border="1"> <thead> <tr> <th>Limit</th> <th>Read</th> <th>Ant</th> <th>Cable</th> <th>Preamp</th> <th>Aux</th> <th>APos</th> <th>TPos</th> <th>Remark</th> </tr> <tr> <th>Freq</th> <th>Level</th> <th>Line Margin</th> <th>Level Factor</th> <th>Loss Factor</th> <th>Factor</th> <th></th> <th></th> <th></th> </tr> <tr> <th>MHz</th> <th>dBuV/m</th> <th>dBuV/m</th> <th>dB</th> <th>dBuV</th> <th>dB/m</th> <th>dB</th> <th>dB</th> <th>cm</th> <th>deg</th> </tr> </thead> <tbody> <tr> <td>1</td> <td>2483.68</td> <td>44.56</td> <td>54.00</td> <td>-9.44</td> <td>28.25</td> <td>32.40</td> <td>8.88</td> <td>30.97</td> <td>6.00</td> <td>0</td> <td>0</td> <td>AVERAGE</td> </tr> </tbody> </table>	Limit	Read	Ant	Cable	Preamp	Aux	APos	TPos	Remark	Freq	Level	Line Margin	Level Factor	Loss Factor	Factor				MHz	dBuV/m	dBuV/m	dB	dBuV	dB/m	dB	dB	cm	deg	1	2483.68	44.56	54.00	-9.44	28.25	32.40	8.88	30.97	6.00	0	0	AVERAGE	 <p>Level (dBuV/m) vs Frequency (MHz) plot for Fundamental polarization (Average). The plot shows a signal between 1000 and 3000 MHz. A red horizontal line indicates the FCC PART 15C (AVG) limit at approximately 54 dBuV/m. A sharp peak is observed at 2462.00 MHz.</p> <table border="1"> <thead> <tr> <th>Limit</th> <th>Read</th> <th>Ant</th> <th>Cable</th> <th>Preamp</th> <th>Aux</th> <th>APos</th> <th>TPos</th> <th>Remark</th> </tr> <tr> <th>Freq</th> <th>Level</th> <th>Line Margin</th> <th>Level Factor</th> <th>Loss Factor</th> <th>Factor</th> <th></th> <th></th> <th></th> </tr> <tr> <th>MHz</th> <th>dBuV/m</th> <th>dBuV/m</th> <th>dB</th> <th>dBuV</th> <th>dB/m</th> <th>dB</th> <th>dB</th> <th>cm</th> <th>deg</th> </tr> </thead> <tbody> <tr> <td>1</td> <td>2462.00</td> <td>97.14</td> <td>-----</td> <td>-----</td> <td>80.81</td> <td>32.40</td> <td>8.89</td> <td>30.96</td> <td>6.00</td> <td>106</td> <td>360</td> <td>AVERAGE</td> </tr> </tbody> </table>	Limit	Read	Ant	Cable	Preamp	Aux	APos	TPos	Remark	Freq	Level	Line Margin	Level Factor	Loss Factor	Factor				MHz	dBuV/m	dBuV/m	dB	dBuV	dB/m	dB	dB	cm	deg	1	2462.00	97.14	-----	-----	80.81	32.40	8.89	30.96	6.00	106	360	AVERAGE
	Limit	Read	Ant	Cable	Preamp	Aux	APos	TPos	Remark																																																																											
Freq	Level	Line Margin	Level Factor	Loss Factor	Factor																																																																															
MHz	dBuV/m	dBuV/m	dB	dBuV	dB/m	dB	dB	cm	deg																																																																											
1	2483.68	44.56	54.00	-9.44	28.25	32.40	8.88	30.97	6.00	0	0	AVERAGE																																																																								
Limit	Read	Ant	Cable	Preamp	Aux	APos	TPos	Remark																																																																												
Freq	Level	Line Margin	Level Factor	Loss Factor	Factor																																																																															
MHz	dBuV/m	dBuV/m	dB	dBuV	dB/m	dB	dB	cm	deg																																																																											
1	2462.00	97.14	-----	-----	80.81	32.40	8.89	30.96	6.00	106	360	AVERAGE																																																																								



		16																																																																																
Mode	Band Edge																																																																																	
	2400-2483.5_802.11be EHT20_CH11_Small RU 54+4_2462MHz																																																																																	
ANT	CDD 9+10																																																																																	
Pol.	Vertical	Fundamental																																																																																
Peak	 <table border="1" data-bbox="263 1108 798 1243"> <thead> <tr> <th>Limit</th> <th>Read</th> <th>Ant</th> <th>Cable</th> <th>Preamp</th> <th>Aux</th> <th>APos</th> <th>TPos</th> <th>Remark</th> </tr> <tr> <th>Freq</th> <th>Level</th> <th>Line Margin</th> <th>Level Factor</th> <th>Loss Factor</th> <th>Factor</th> <th></th> <th></th> <th></th> </tr> <tr> <th>MHz</th> <th>dBuV/m</th> <th>dBuV/m</th> <th>dB</th> <th>dBuV</th> <th>dB/m</th> <th>dB</th> <th>dB</th> <th>dB</th> </tr> </thead> <tbody> <tr> <td>1</td> <td>2484.16</td> <td>56.11</td> <td>74.00</td> <td>-17.89</td> <td>39.80</td> <td>32.40</td> <td>8.88</td> <td>30.97</td> <td>6.00</td> <td>366</td> <td>58</td> <td>PEAK</td> </tr> </tbody> </table>	Limit	Read	Ant	Cable	Preamp	Aux	APos	TPos	Remark	Freq	Level	Line Margin	Level Factor	Loss Factor	Factor				MHz	dBuV/m	dBuV/m	dB	dBuV	dB/m	dB	dB	dB	1	2484.16	56.11	74.00	-17.89	39.80	32.40	8.88	30.97	6.00	366	58	PEAK	 <table border="1" data-bbox="901 1108 1436 1243"> <thead> <tr> <th>Limit</th> <th>Read</th> <th>Ant</th> <th>Cable</th> <th>Preamp</th> <th>Aux</th> <th>APos</th> <th>TPos</th> <th>Remark</th> </tr> <tr> <th>Freq</th> <th>Level</th> <th>Line Margin</th> <th>Level Factor</th> <th>Loss Factor</th> <th>Factor</th> <th></th> <th></th> <th></th> </tr> <tr> <th>MHz</th> <th>dBuV/m</th> <th>dBuV/m</th> <th>dB</th> <th>dBuV</th> <th>dB/m</th> <th>dB</th> <th>dB</th> <th>dB</th> </tr> </thead> <tbody> <tr> <td>1</td> <td>2462.00</td> <td>102.06</td> <td>-----</td> <td>-----</td> <td>85.73</td> <td>32.40</td> <td>8.89</td> <td>30.96</td> <td>6.00</td> <td>366</td> <td>58</td> <td>PEAK</td> </tr> </tbody> </table>	Limit	Read	Ant	Cable	Preamp	Aux	APos	TPos	Remark	Freq	Level	Line Margin	Level Factor	Loss Factor	Factor				MHz	dBuV/m	dBuV/m	dB	dBuV	dB/m	dB	dB	dB	1	2462.00	102.06	-----	-----	85.73	32.40	8.89	30.96	6.00	366	58	PEAK
	Limit	Read	Ant	Cable	Preamp	Aux	APos	TPos	Remark																																																																									
Freq	Level	Line Margin	Level Factor	Loss Factor	Factor																																																																													
MHz	dBuV/m	dBuV/m	dB	dBuV	dB/m	dB	dB	dB																																																																										
1	2484.16	56.11	74.00	-17.89	39.80	32.40	8.88	30.97	6.00	366	58	PEAK																																																																						
Limit	Read	Ant	Cable	Preamp	Aux	APos	TPos	Remark																																																																										
Freq	Level	Line Margin	Level Factor	Loss Factor	Factor																																																																													
MHz	dBuV/m	dBuV/m	dB	dBuV	dB/m	dB	dB	dB																																																																										
1	2462.00	102.06	-----	-----	85.73	32.40	8.89	30.96	6.00	366	58	PEAK																																																																						
Avg	 <table border="1" data-bbox="263 1792 798 1926"> <thead> <tr> <th>Limit</th> <th>Read</th> <th>Ant</th> <th>Cable</th> <th>Preamp</th> <th>Aux</th> <th>APos</th> <th>TPos</th> <th>Remark</th> </tr> <tr> <th>Freq</th> <th>Level</th> <th>Line Margin</th> <th>Level Factor</th> <th>Loss Factor</th> <th>Factor</th> <th></th> <th></th> <th></th> </tr> <tr> <th>MHz</th> <th>dBuV/m</th> <th>dBuV/m</th> <th>dB</th> <th>dBuV</th> <th>dB/m</th> <th>dB</th> <th>dB</th> <th>dB</th> </tr> </thead> <tbody> <tr> <td>1</td> <td>2494.18</td> <td>44.55</td> <td>54.00</td> <td>-9.45</td> <td>28.25</td> <td>32.40</td> <td>8.87</td> <td>30.97</td> <td>6.00</td> <td>366</td> <td>58</td> <td>AVERAGE</td> </tr> </tbody> </table>	Limit	Read	Ant	Cable	Preamp	Aux	APos	TPos	Remark	Freq	Level	Line Margin	Level Factor	Loss Factor	Factor				MHz	dBuV/m	dBuV/m	dB	dBuV	dB/m	dB	dB	dB	1	2494.18	44.55	54.00	-9.45	28.25	32.40	8.87	30.97	6.00	366	58	AVERAGE	 <table border="1" data-bbox="901 1792 1436 1926"> <thead> <tr> <th>Limit</th> <th>Read</th> <th>Ant</th> <th>Cable</th> <th>Preamp</th> <th>Aux</th> <th>APos</th> <th>TPos</th> <th>Remark</th> </tr> <tr> <th>Freq</th> <th>Level</th> <th>Line Margin</th> <th>Level Factor</th> <th>Loss Factor</th> <th>Factor</th> <th></th> <th></th> <th></th> </tr> <tr> <th>MHz</th> <th>dBuV/m</th> <th>dBuV/m</th> <th>dB</th> <th>dBuV</th> <th>dB/m</th> <th>dB</th> <th>dB</th> <th>dB</th> </tr> </thead> <tbody> <tr> <td>1</td> <td>2462.00</td> <td>93.45</td> <td>-----</td> <td>-----</td> <td>77.12</td> <td>32.40</td> <td>8.89</td> <td>30.96</td> <td>6.00</td> <td>366</td> <td>58</td> <td>AVERAGE</td> </tr> </tbody> </table>	Limit	Read	Ant	Cable	Preamp	Aux	APos	TPos	Remark	Freq	Level	Line Margin	Level Factor	Loss Factor	Factor				MHz	dBuV/m	dBuV/m	dB	dBuV	dB/m	dB	dB	dB	1	2462.00	93.45	-----	-----	77.12	32.40	8.89	30.96	6.00	366	58	AVERAGE
	Limit	Read	Ant	Cable	Preamp	Aux	APos	TPos	Remark																																																																									
Freq	Level	Line Margin	Level Factor	Loss Factor	Factor																																																																													
MHz	dBuV/m	dBuV/m	dB	dBuV	dB/m	dB	dB	dB																																																																										
1	2494.18	44.55	54.00	-9.45	28.25	32.40	8.87	30.97	6.00	366	58	AVERAGE																																																																						
Limit	Read	Ant	Cable	Preamp	Aux	APos	TPos	Remark																																																																										
Freq	Level	Line Margin	Level Factor	Loss Factor	Factor																																																																													
MHz	dBuV/m	dBuV/m	dB	dBuV	dB/m	dB	dB	dB																																																																										
1	2462.00	93.45	-----	-----	77.12	32.40	8.89	30.96	6.00	366	58	AVERAGE																																																																						



Mode	3	
	18G-25G	
	2400-2483.5_802.11b_CH11_2462MHz	
ANT	CDD 9+10	
Pol.	Horizontal	Vertical
Peak Avg		



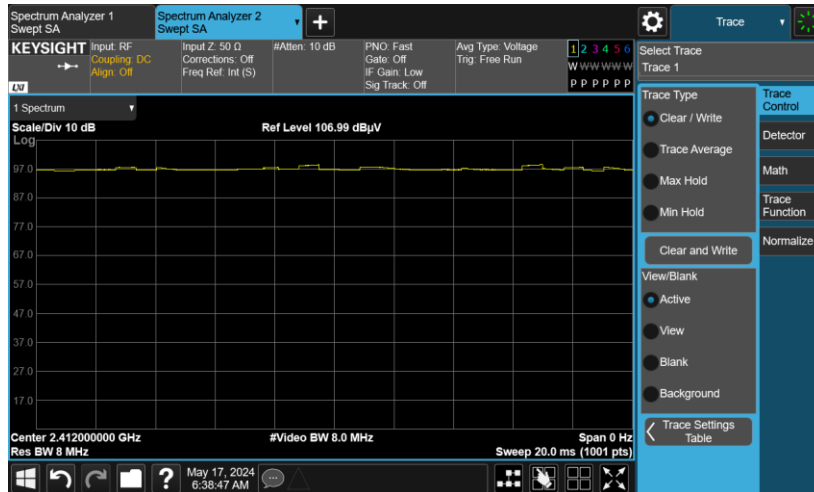
Mode	3																																																																																																																																																																																																	
	30-1G																																																																																																																																																																																																	
	2400-2483.5_802.11b_CH11_2462MHz																																																																																																																																																																																																	
ANT	CDD 9+10																																																																																																																																																																																																	
Pol.	Horizontal	Vertical																																																																																																																																																																																																
QP	<table border="1"> <thead> <tr> <th>Over</th> <th>Limit</th> <th>ReadAntenna</th> <th>Cable</th> <th>Preamp</th> <th>A/Pos</th> <th>T/Pos</th> <th>Remark</th> </tr> <tr> <th>Freq</th> <th>Level</th> <th>Limit</th> <th>Level</th> <th>Factor</th> <th>Loss</th> <th>Factor</th> <th></th> </tr> <tr> <th>MHz</th> <th>dBuV/m</th> <th>dB</th> <th>dBuV/m</th> <th>dBuV</th> <th>dB/m</th> <th>dB</th> <th>dB</th> </tr> </thead> <tbody> <tr> <td>1</td> <td>93.05</td> <td>18.75</td> <td>-24.75</td> <td>43.50</td> <td>34.67</td> <td>14.95</td> <td>1.37</td> <td>32.24</td> <td>---</td> <td>---</td> <td>Peak</td> </tr> <tr> <td>2</td> <td>207.51</td> <td>33.40</td> <td>-10.10</td> <td>43.50</td> <td>48.50</td> <td>14.90</td> <td>2.11</td> <td>32.11</td> <td>---</td> <td>---</td> <td>Peak</td> </tr> <tr> <td>3</td> <td>296.75</td> <td>36.38</td> <td>-9.62</td> <td>46.00</td> <td>46.93</td> <td>19.03</td> <td>2.53</td> <td>32.11</td> <td>---</td> <td>---</td> <td>Peak</td> </tr> <tr> <td>4</td> <td>456.00</td> <td>30.38</td> <td>-15.62</td> <td>46.00</td> <td>36.05</td> <td>22.85</td> <td>3.11</td> <td>32.23</td> <td>---</td> <td>---</td> <td>Peak</td> </tr> <tr> <td>5</td> <td>665.35</td> <td>27.93</td> <td>-18.07</td> <td>46.00</td> <td>30.12</td> <td>26.24</td> <td>3.77</td> <td>32.20</td> <td>---</td> <td>---</td> <td>Peak</td> </tr> <tr> <td>6</td> <td>913.67</td> <td>34.31</td> <td>-11.69</td> <td>46.00</td> <td>32.71</td> <td>29.40</td> <td>4.40</td> <td>32.20</td> <td>---</td> <td>---</td> <td>Peak</td> </tr> </tbody> </table>	Over	Limit	ReadAntenna	Cable	Preamp	A/Pos	T/Pos	Remark	Freq	Level	Limit	Level	Factor	Loss	Factor		MHz	dBuV/m	dB	dBuV/m	dBuV	dB/m	dB	dB	1	93.05	18.75	-24.75	43.50	34.67	14.95	1.37	32.24	---	---	Peak	2	207.51	33.40	-10.10	43.50	48.50	14.90	2.11	32.11	---	---	Peak	3	296.75	36.38	-9.62	46.00	46.93	19.03	2.53	32.11	---	---	Peak	4	456.00	30.38	-15.62	46.00	36.05	22.85	3.11	32.23	---	---	Peak	5	665.35	27.93	-18.07	46.00	30.12	26.24	3.77	32.20	---	---	Peak	6	913.67	34.31	-11.69	46.00	32.71	29.40	4.40	32.20	---	---	Peak	<table border="1"> <thead> <tr> <th>Over</th> <th>Limit</th> <th>ReadAntenna</th> <th>Cable</th> <th>Preamp</th> <th>A/Pos</th> <th>T/Pos</th> <th>Remark</th> </tr> <tr> <th>Freq</th> <th>Level</th> <th>Limit</th> <th>Level</th> <th>Factor</th> <th>Loss</th> <th>Factor</th> <th></th> </tr> <tr> <th>MHz</th> <th>dBuV/m</th> <th>dB</th> <th>dBuV/m</th> <th>dBuV</th> <th>dB/m</th> <th>dB</th> <th>dB</th> </tr> </thead> <tbody> <tr> <td>1</td> <td>32.91</td> <td>30.98</td> <td>-9.02</td> <td>40.00</td> <td>39.20</td> <td>23.44</td> <td>0.54</td> <td>32.20</td> <td>---</td> <td>---</td> <td>Peak</td> </tr> <tr> <td>2</td> <td>201.69</td> <td>27.13</td> <td>-16.37</td> <td>43.50</td> <td>42.34</td> <td>14.81</td> <td>2.00</td> <td>32.10</td> <td>---</td> <td>---</td> <td>Peak</td> </tr> <tr> <td>3</td> <td>356.09</td> <td>27.55</td> <td>-18.45</td> <td>46.00</td> <td>36.55</td> <td>20.45</td> <td>2.76</td> <td>32.21</td> <td>---</td> <td>---</td> <td>Peak</td> </tr> <tr> <td>4</td> <td>495.60</td> <td>31.43</td> <td>-14.57</td> <td>46.00</td> <td>36.94</td> <td>23.63</td> <td>3.24</td> <td>32.38</td> <td>---</td> <td>---</td> <td>Peak</td> </tr> <tr> <td>5</td> <td>635.28</td> <td>28.70</td> <td>-17.30</td> <td>46.00</td> <td>31.06</td> <td>26.19</td> <td>3.68</td> <td>32.23</td> <td>---</td> <td>---</td> <td>Peak</td> </tr> <tr> <td>6</td> <td>814.73</td> <td>30.07</td> <td>-15.93</td> <td>46.00</td> <td>30.29</td> <td>27.96</td> <td>4.15</td> <td>32.33</td> <td>---</td> <td>---</td> <td>Peak</td> </tr> </tbody> </table>	Over	Limit	ReadAntenna	Cable	Preamp	A/Pos	T/Pos	Remark	Freq	Level	Limit	Level	Factor	Loss	Factor		MHz	dBuV/m	dB	dBuV/m	dBuV	dB/m	dB	dB	1	32.91	30.98	-9.02	40.00	39.20	23.44	0.54	32.20	---	---	Peak	2	201.69	27.13	-16.37	43.50	42.34	14.81	2.00	32.10	---	---	Peak	3	356.09	27.55	-18.45	46.00	36.55	20.45	2.76	32.21	---	---	Peak	4	495.60	31.43	-14.57	46.00	36.94	23.63	3.24	32.38	---	---	Peak	5	635.28	28.70	-17.30	46.00	31.06	26.19	3.68	32.23	---	---	Peak	6	814.73	30.07	-15.93	46.00	30.29	27.96	4.15	32.33	---	---	Peak
	Over	Limit	ReadAntenna	Cable	Preamp	A/Pos	T/Pos	Remark																																																																																																																																																																																										
Freq	Level	Limit	Level	Factor	Loss	Factor																																																																																																																																																																																												
MHz	dBuV/m	dB	dBuV/m	dBuV	dB/m	dB	dB																																																																																																																																																																																											
1	93.05	18.75	-24.75	43.50	34.67	14.95	1.37	32.24	---	---	Peak																																																																																																																																																																																							
2	207.51	33.40	-10.10	43.50	48.50	14.90	2.11	32.11	---	---	Peak																																																																																																																																																																																							
3	296.75	36.38	-9.62	46.00	46.93	19.03	2.53	32.11	---	---	Peak																																																																																																																																																																																							
4	456.00	30.38	-15.62	46.00	36.05	22.85	3.11	32.23	---	---	Peak																																																																																																																																																																																							
5	665.35	27.93	-18.07	46.00	30.12	26.24	3.77	32.20	---	---	Peak																																																																																																																																																																																							
6	913.67	34.31	-11.69	46.00	32.71	29.40	4.40	32.20	---	---	Peak																																																																																																																																																																																							
Over	Limit	ReadAntenna	Cable	Preamp	A/Pos	T/Pos	Remark																																																																																																																																																																																											
Freq	Level	Limit	Level	Factor	Loss	Factor																																																																																																																																																																																												
MHz	dBuV/m	dB	dBuV/m	dBuV	dB/m	dB	dB																																																																																																																																																																																											
1	32.91	30.98	-9.02	40.00	39.20	23.44	0.54	32.20	---	---	Peak																																																																																																																																																																																							
2	201.69	27.13	-16.37	43.50	42.34	14.81	2.00	32.10	---	---	Peak																																																																																																																																																																																							
3	356.09	27.55	-18.45	46.00	36.55	20.45	2.76	32.21	---	---	Peak																																																																																																																																																																																							
4	495.60	31.43	-14.57	46.00	36.94	23.63	3.24	32.38	---	---	Peak																																																																																																																																																																																							
5	635.28	28.70	-17.30	46.00	31.06	26.19	3.68	32.23	---	---	Peak																																																																																																																																																																																							
6	814.73	30.07	-15.93	46.00	30.29	27.96	4.15	32.33	---	---	Peak																																																																																																																																																																																							



### Appendix D. Duty Cycle Plots

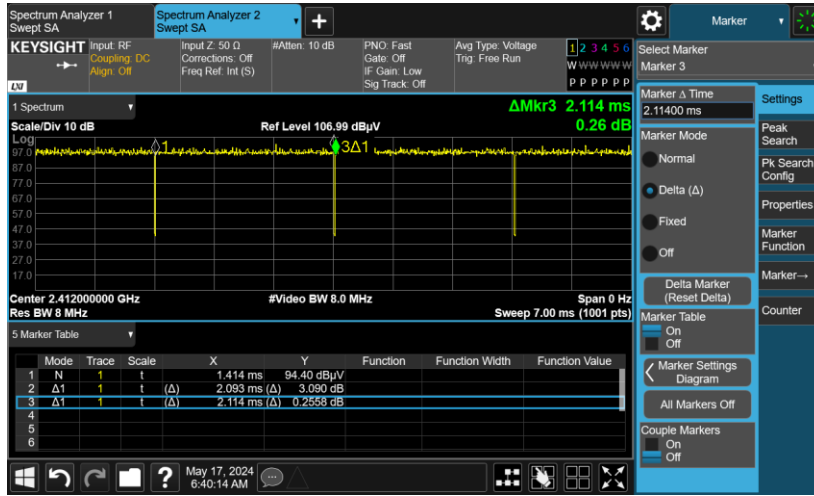
Antenna	Band	Duty Cycle(%)	T(ms)	1/T(kHz)	VBW Setting
9/10	802.11b	100	-	-	10Hz
9/10	802.11g	99.01	-	-	10Hz
9/10	802.11be EHT20	100	-	-	10Hz
9/10	802.11be EHT40	100	-	-	10Hz
9/10	802.11be EHT20 Single RU52	95.24	1.300	0.769	0.82kHz
9/10	802.11be EHT20 Single RU106	97.12	0.808	1.238	1.3kHz
9/10	802.11be EHT20 Small RU37+2	100	-	-	10Hz
9/10	802.11be EHT20 Small RU54+4	100	-	-	10Hz

802.11b

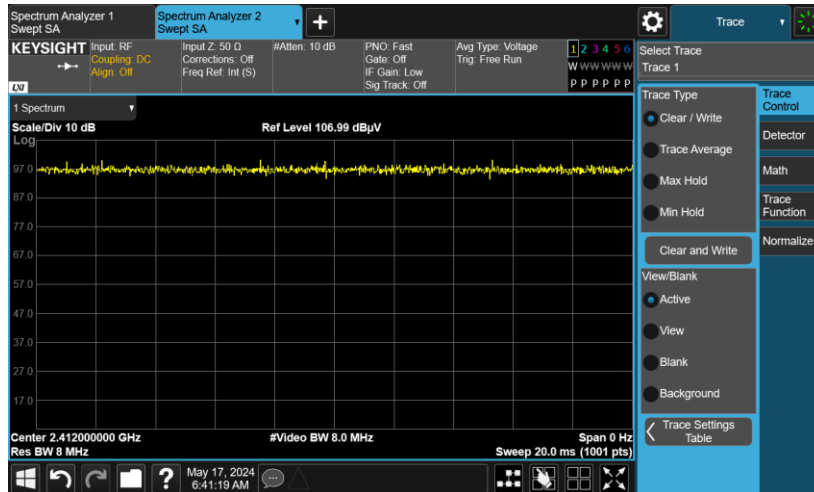




802.11g



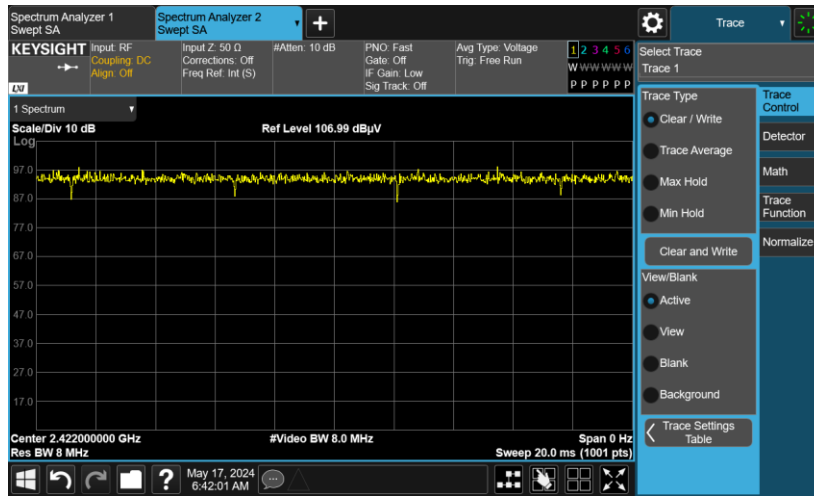
802.11be EHT20



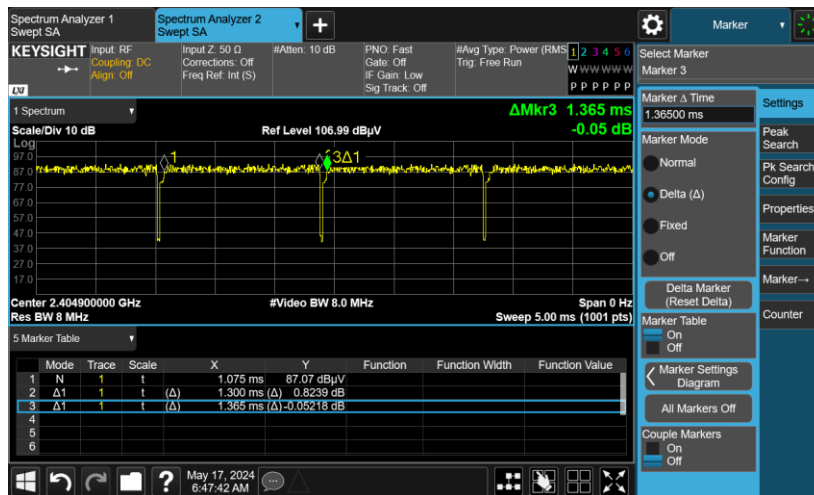




802.11be EHT40

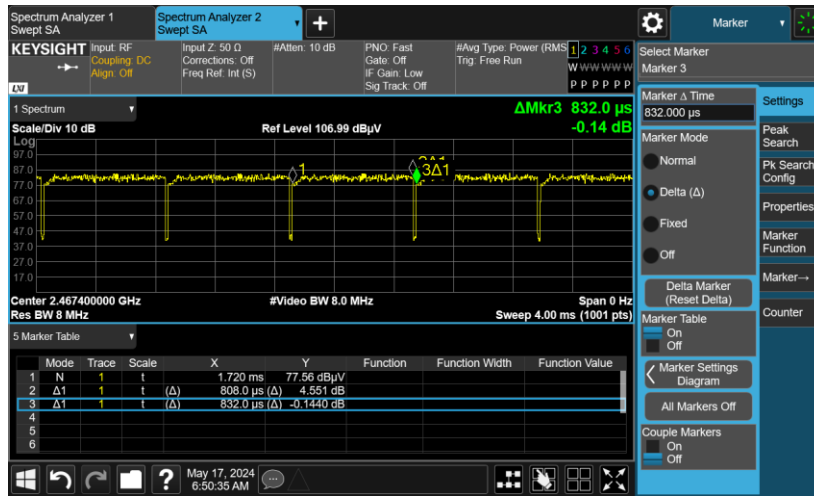


802.11be EHT20 Single RU52

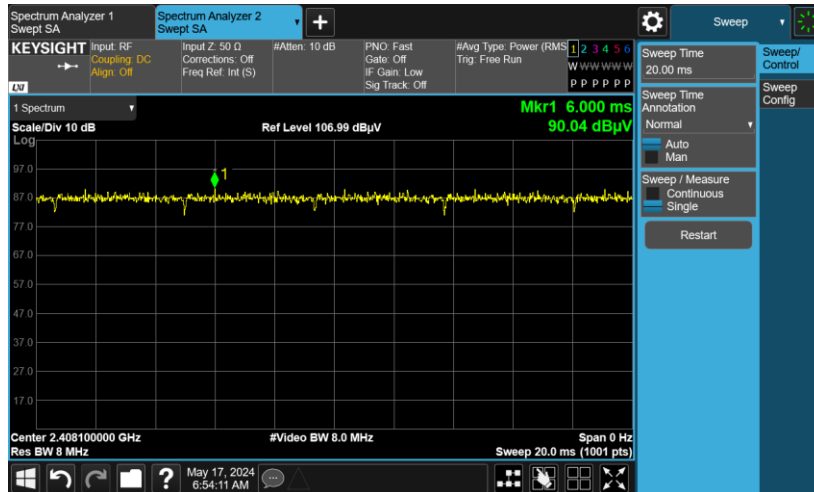




802.11be EHT20 Single RU106



802.11be EHT20 Small RU37+2





802.11be EHT20 Small RU54+4

