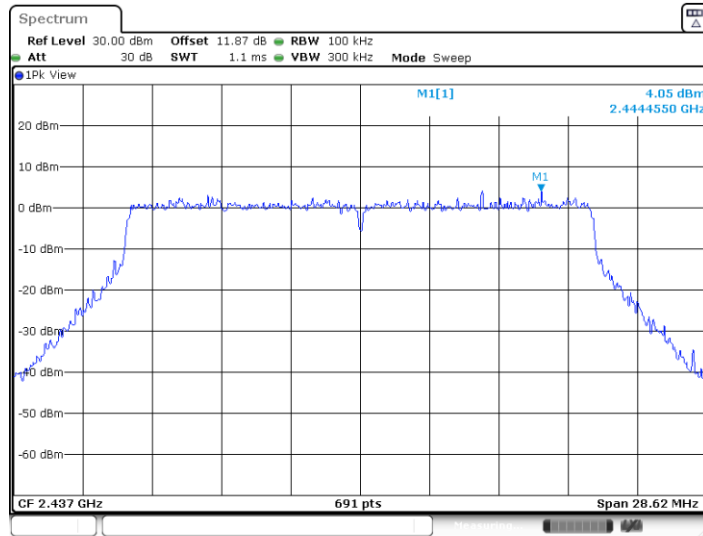


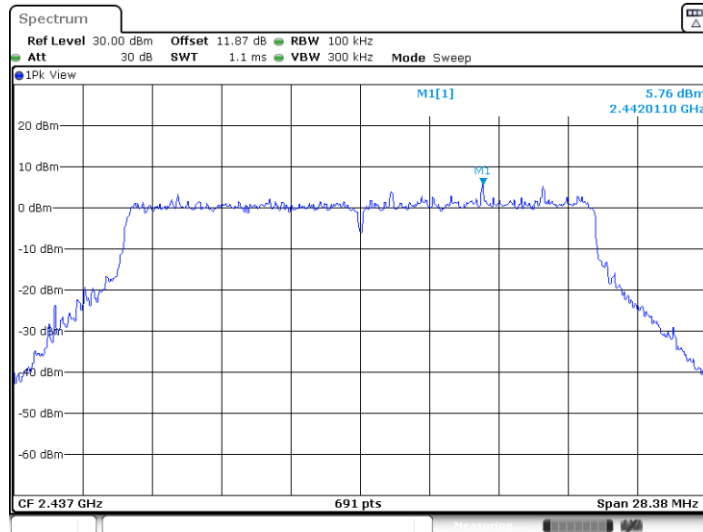


11BE20MIMO_Ant9_2437



Date: 4.APR.2024 17:40:58

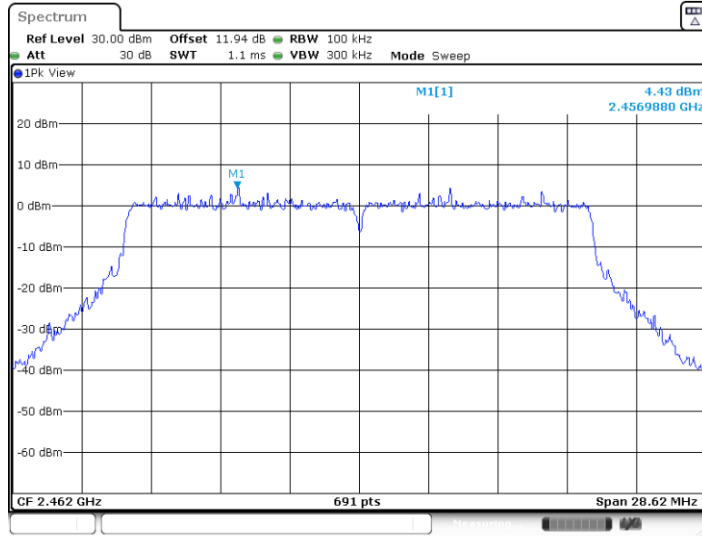
11BE20MIMO_Ant10_2437



Date: 4.APR.2024 17:41:56

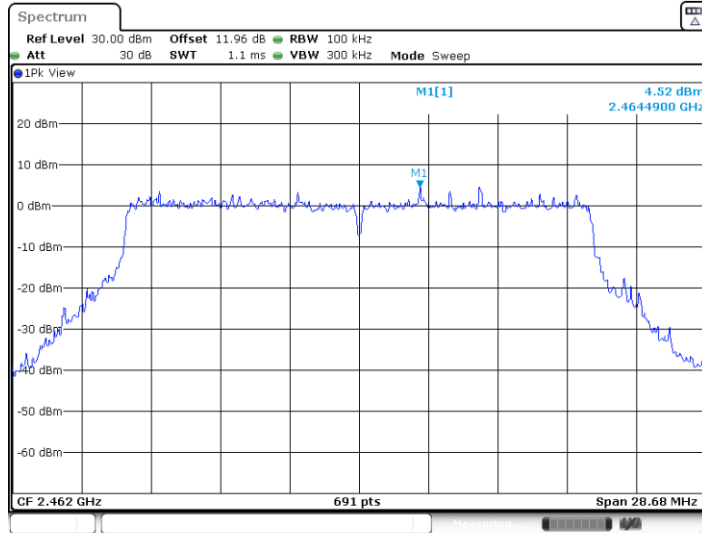


11BE20MIMO_Ant9_2462



Date: 4.APR.2024 17:43:29

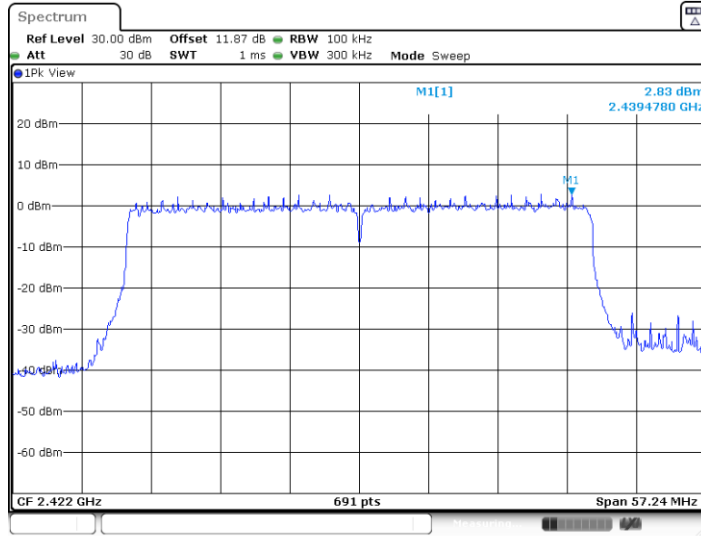
11BE20MIMO_Ant10_2462



Date: 4.APR.2024 17:44:37

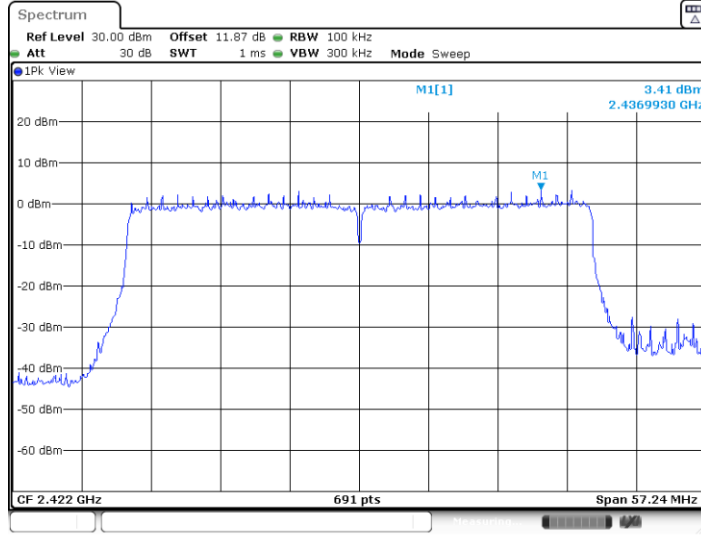


11BE40MIMO_Ant9_2422



Date: 4.APR.2024 17:48:43

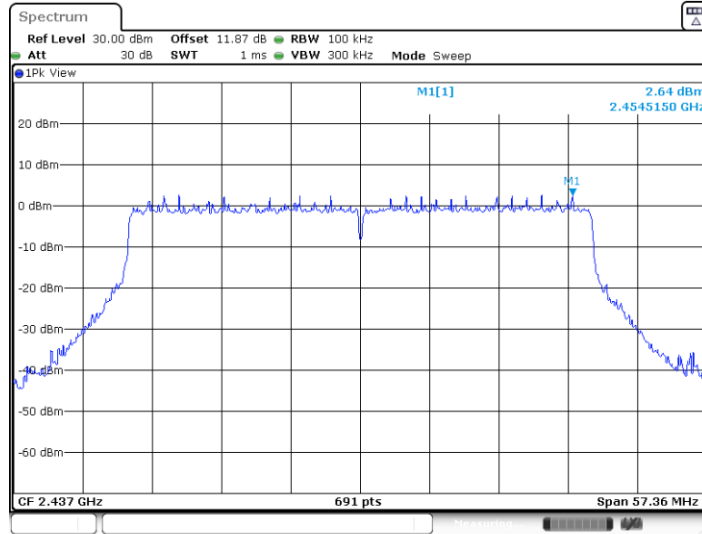
11BE40MIMO_Ant10_2422



Date: 4.APR.2024 17:52:54

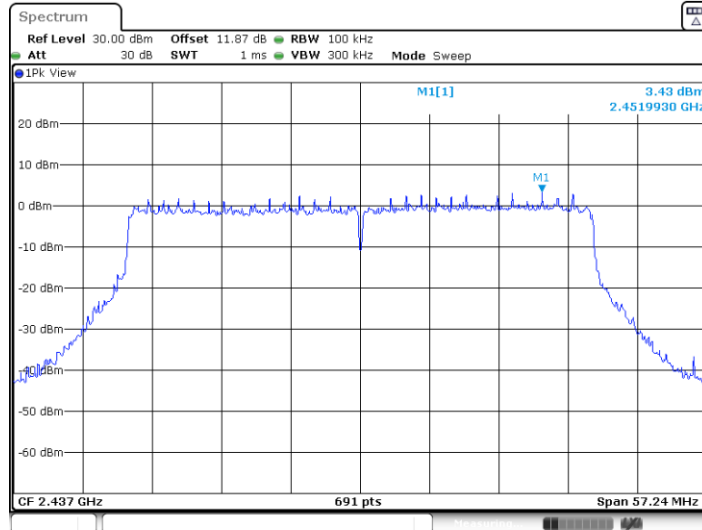


11BE40MIMO_Ant9_2437



Date: 4.APR.2024 17:50:21

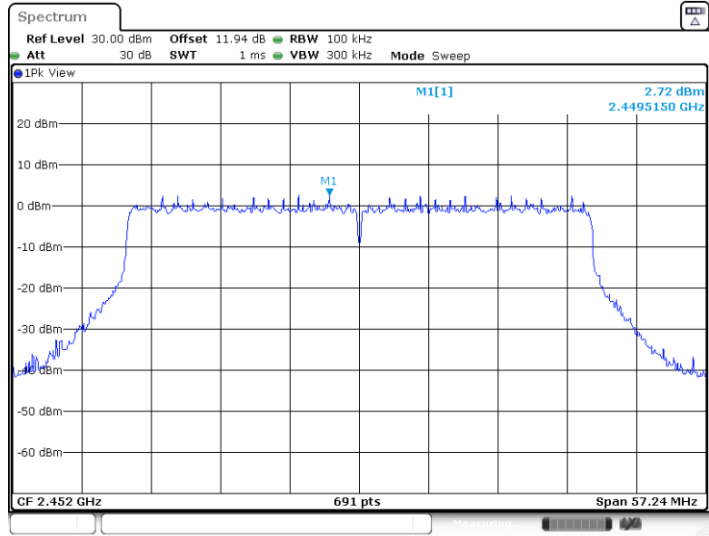
11BE40MIMO_Ant10_2437



Date: 4.APR.2024 17:55:46

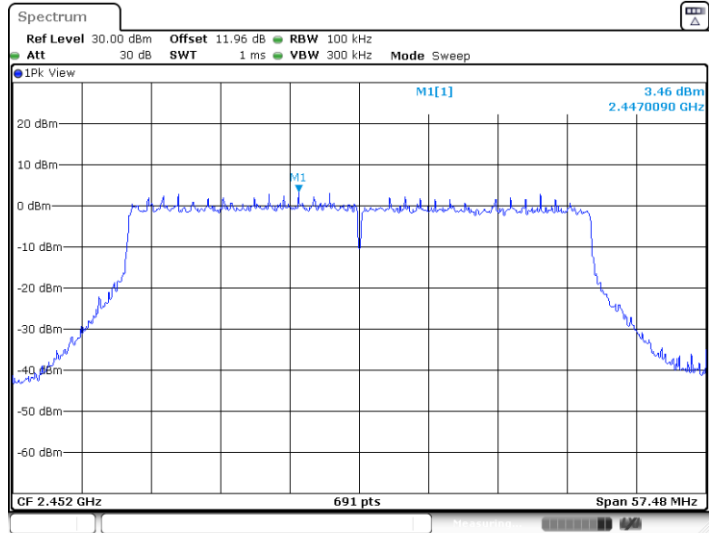


11BE40MIMO_Ant9_2452



Date: 4.APR.2024 17:51:29

11BE40MIMO_Ant10_2452



Date: 4.APR.2024 17:57:26



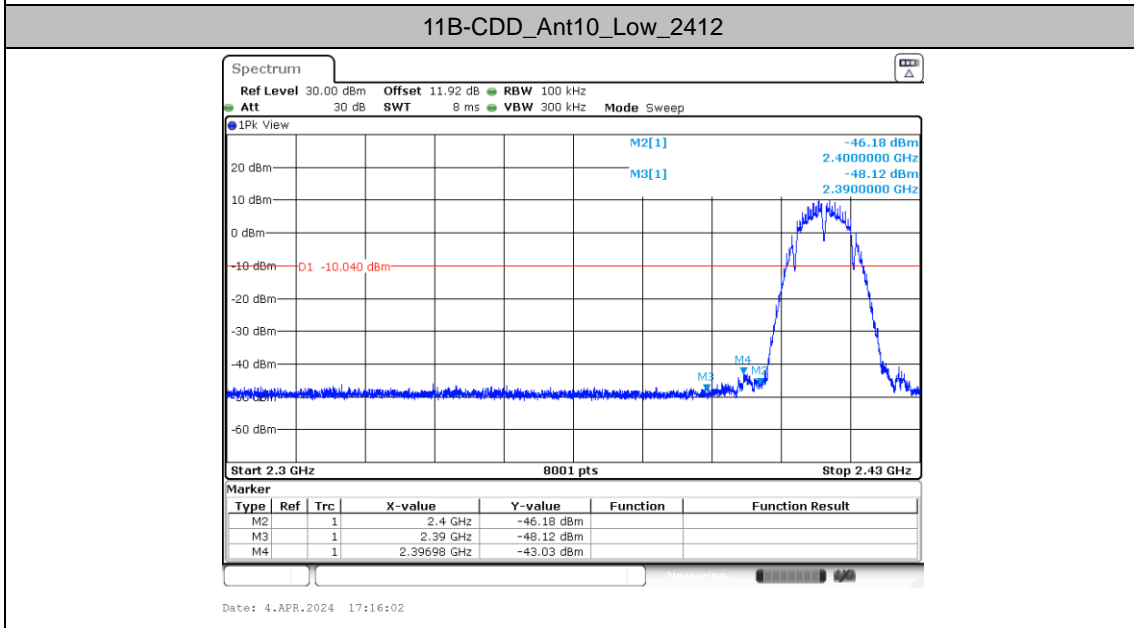
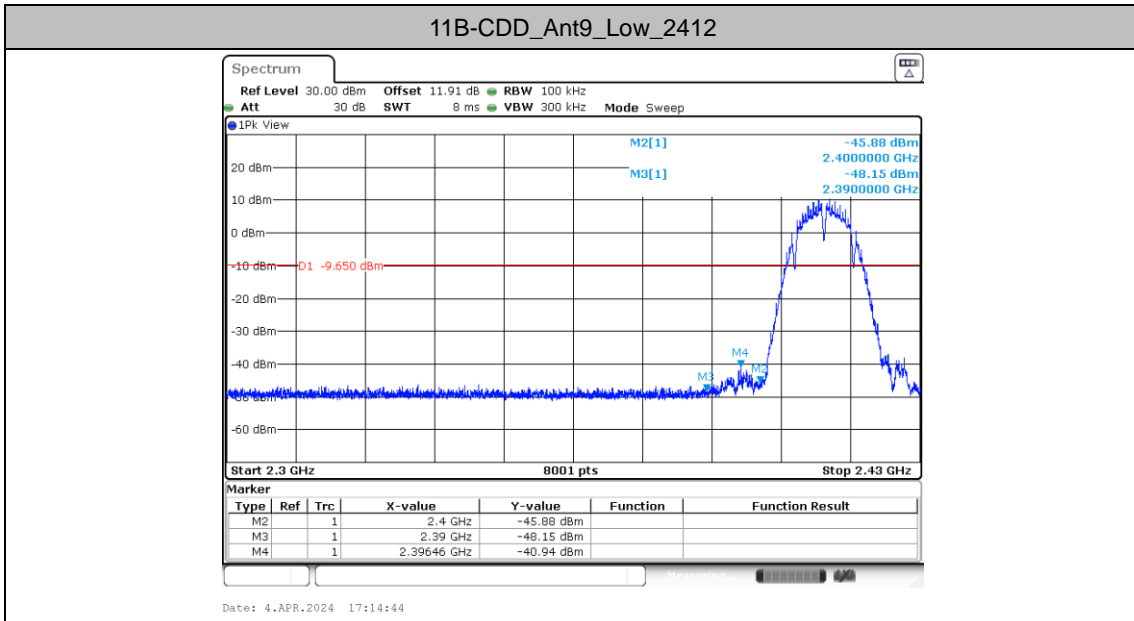
Band edge measurements

Test Result

TestMode	Antenna	ChName	Freq(MHz)	RefLevel[dBm /100KHz]	Result[dBm /100KHz]	Limit[dBm /100KHz]	Verdict
11B-CDD	Ant9	Low	2412	10.35	-40.94	≤-9.65	PASS
	Ant10	Low	2412	9.96	-43.03	≤-10.04	PASS
	Ant9	High	2462	10.39	-45.08	≤-9.61	PASS
	Ant10	High	2462	10.28	-44.5	≤-9.72	PASS
11G-CDD	Ant9	Low	2412	6.82	-33.14	≤-13.18	PASS
	Ant10	Low	2412	6.07	-36.87	≤-13.93	PASS
	Ant9	High	2462	5.91	-39.94	≤-14.09	PASS
	Ant10	High	2462	6.21	-44.22	≤-13.79	PASS
11BE20MIMO	Ant9	Low	2412	4.38	-38.65	≤-15.62	PASS
	Ant10	Low	2412	5.69	-36.17	≤-14.31	PASS
	Ant9	High	2462	4.43	-39.58	≤-15.57	PASS
	Ant10	High	2462	4.52	-39.71	≤-15.48	PASS
11BE40MIMO	Ant9	Low	2422	2.83	-36.22	≤-17.17	PASS
	Ant10	Low	2422	3.41	-39.65	≤-16.59	PASS
	Ant9	High	2452	2.72	-36.14	≤-17.28	PASS
	Ant10	High	2452	3.46	-35.82	≤-16.54	PASS

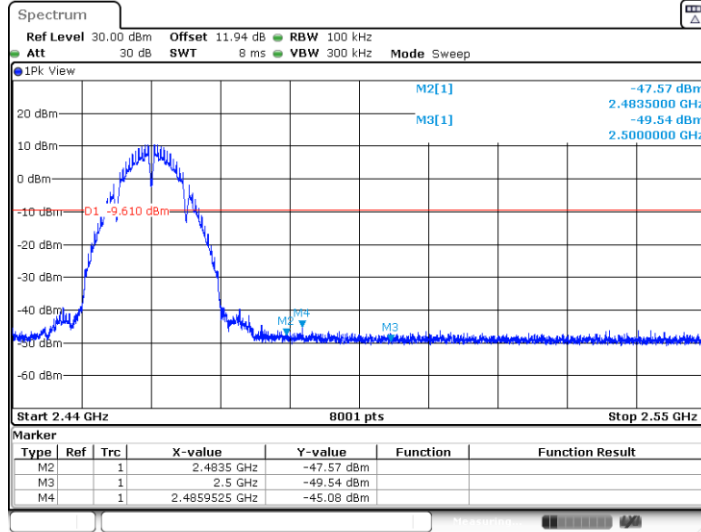


Test Graphs



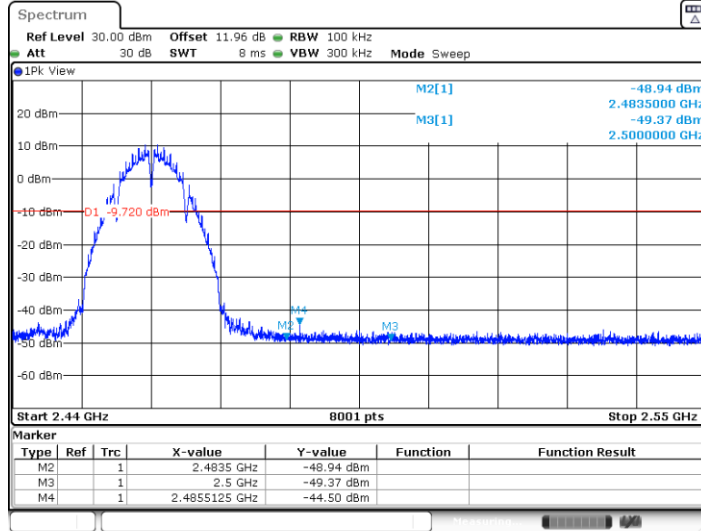


11B-CDD_Ant9_High_2462



Date: 4.APR.2024 17:21:14

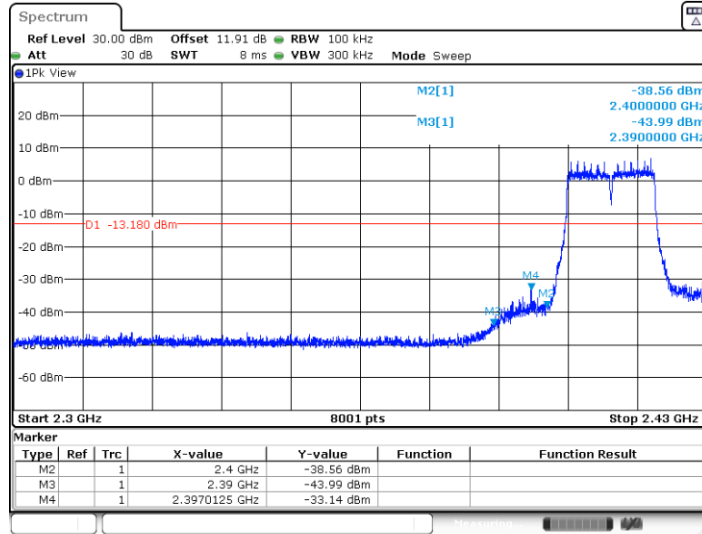
11B-CDD_Ant10_High_2462



Date: 4.APR.2024 17:22:26

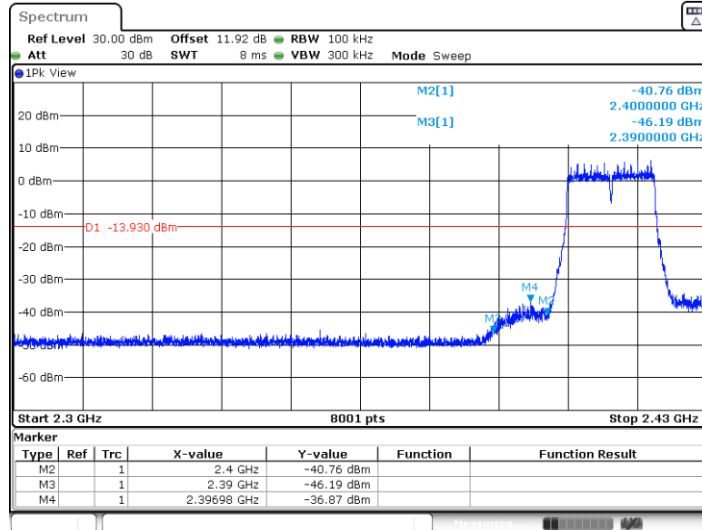


11G-CDD_Ant9_Low_2412



Date: 4.APR.2024 17:25:17

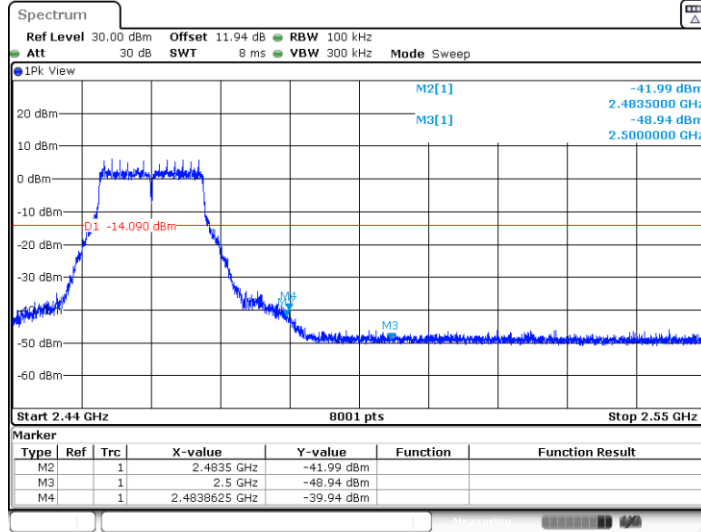
11G-CDD_Ant10_Low_2412



Date: 4.APR.2024 17:26:31

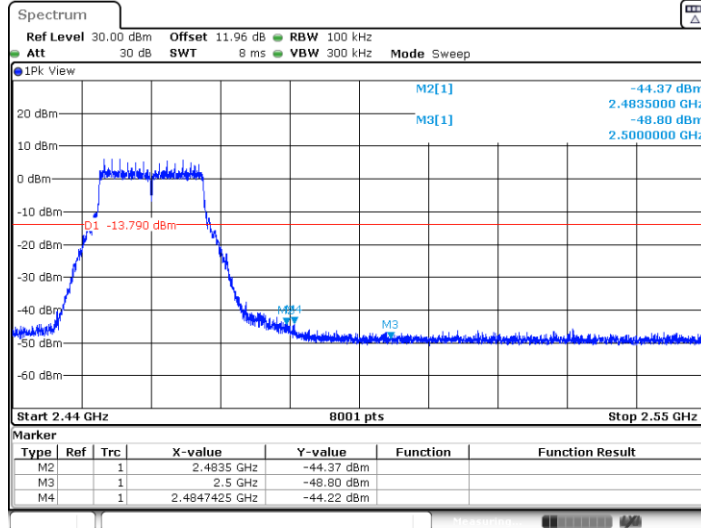


11G-CDD_Ant9_High_2462



Date: 4.APR.2024 17:30:48

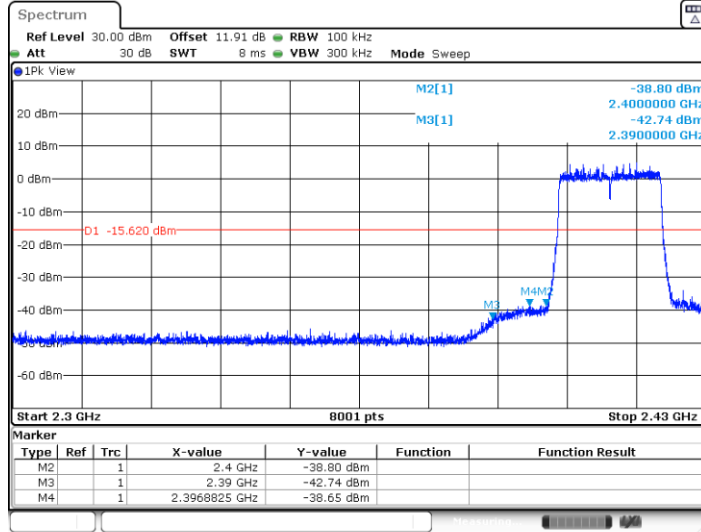
11G-CDD_Ant10_High_2462



Date: 4.APR.2024 17:32:01

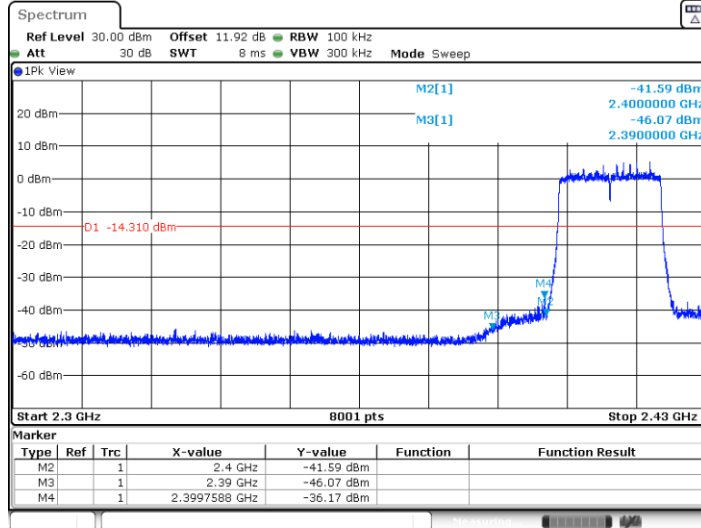


11BE20MIMO_Ant9_Low_2412



Date: 4.APR.2024 17:34:19

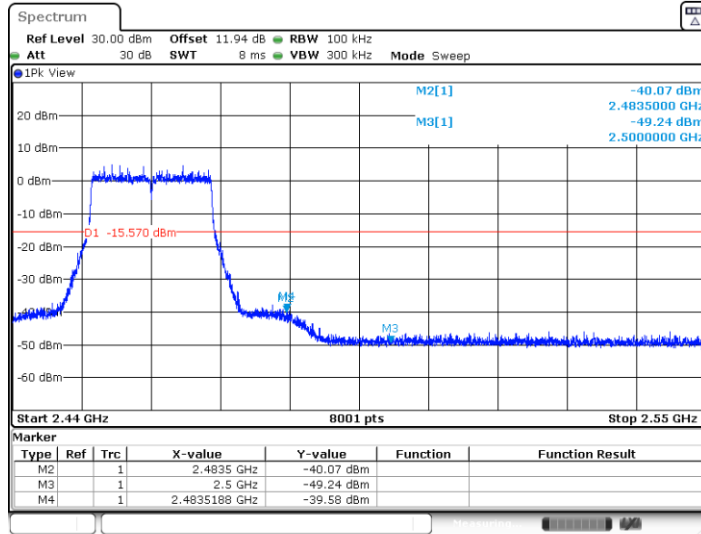
11BE20MIMO_Ant10_Low_2412



Date: 4.APR.2024 17:35:33

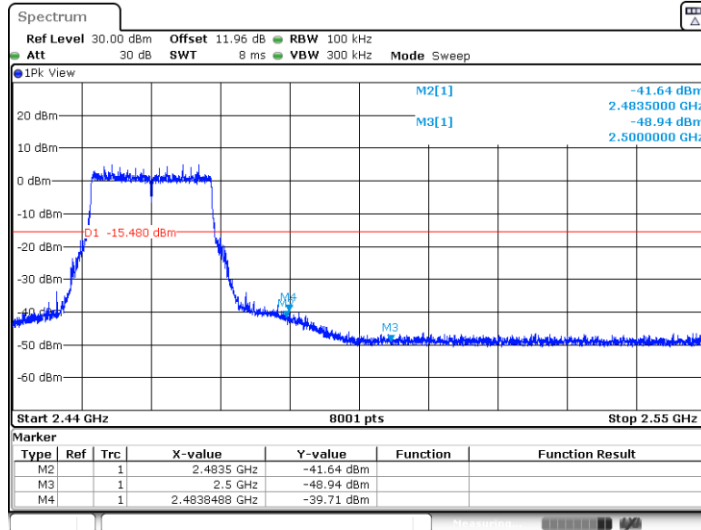


11BE20MIMO_Ant9_High_2462



Date: 4.APR.2024 17:43:42

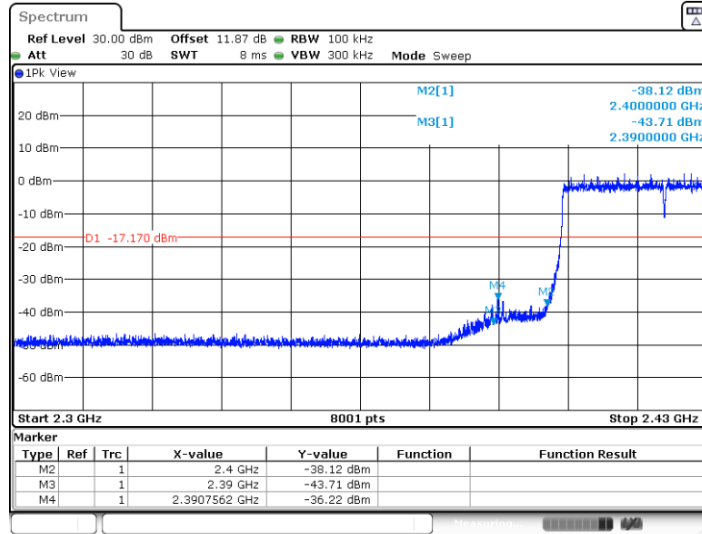
11BE20MIMO_Ant10_High_2462



Date: 4.APR.2024 17:44:52

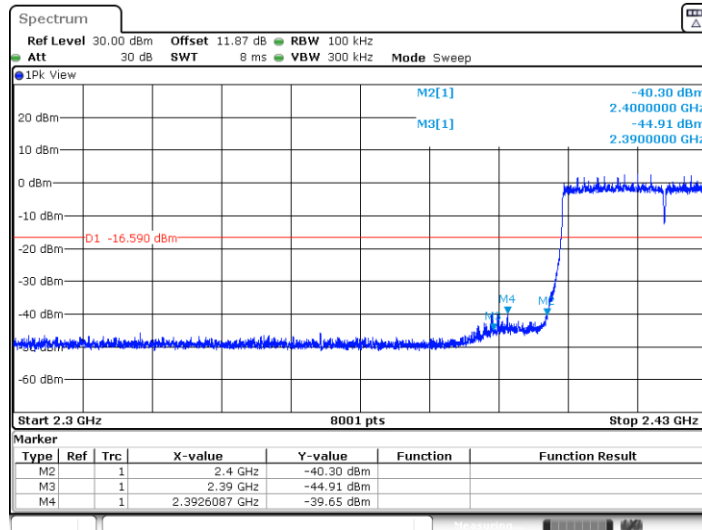


11BE40MIMO_Ant9_Low_2422



Date: 4.APR.2024 17:48:55

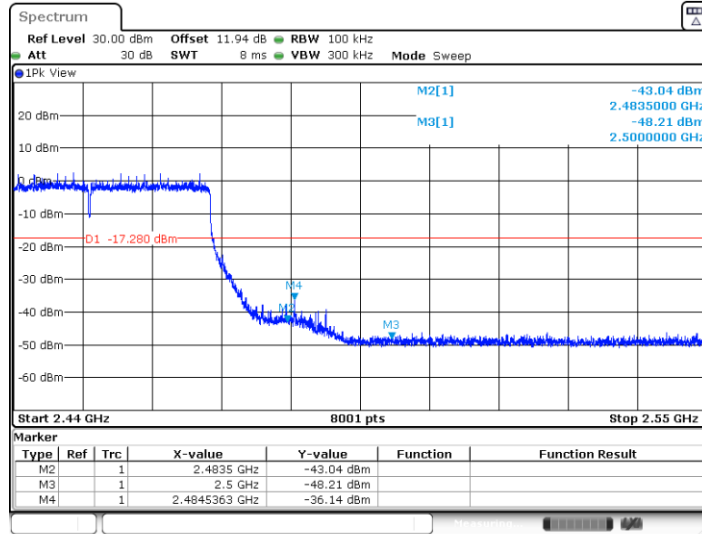
11BE40MIMO_Ant10_Low_2422



Date: 4.APR.2024 17:53:08

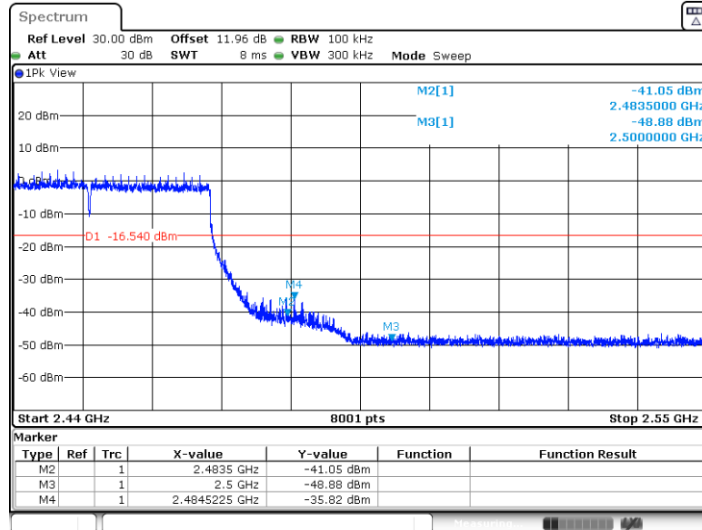


11BE40MIMO_Ant9_High_2452



Date: 4.APR.2024 17:51:41

11BE40MIMO_Ant10_High_2452



Date: 4.APR.2024 17:57:38



Conducted Spurious Emission

Test Result

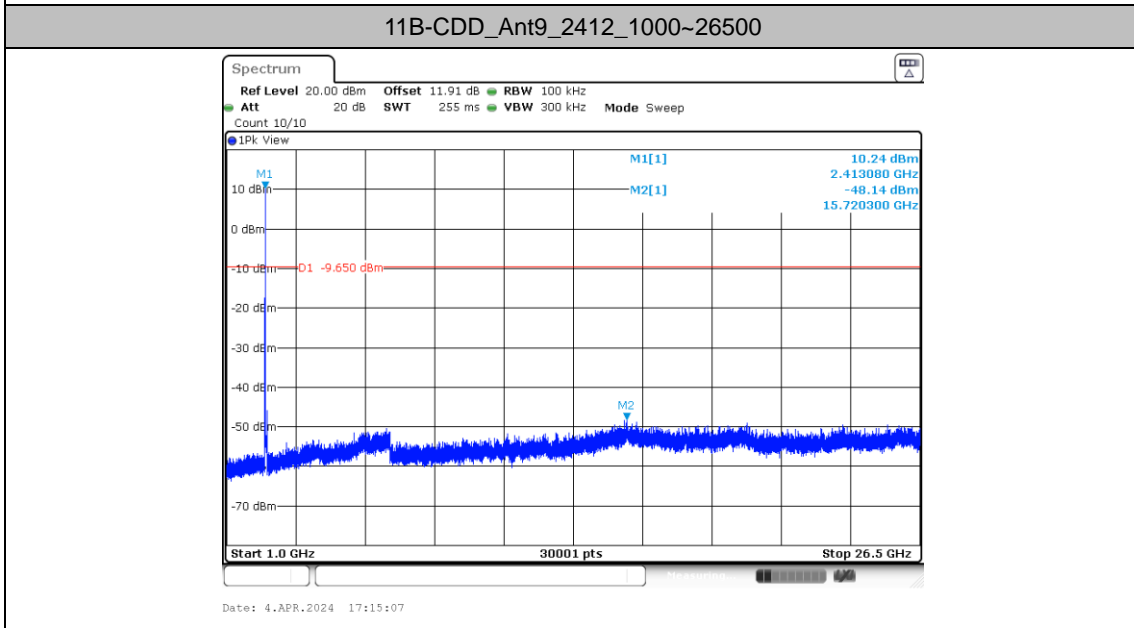
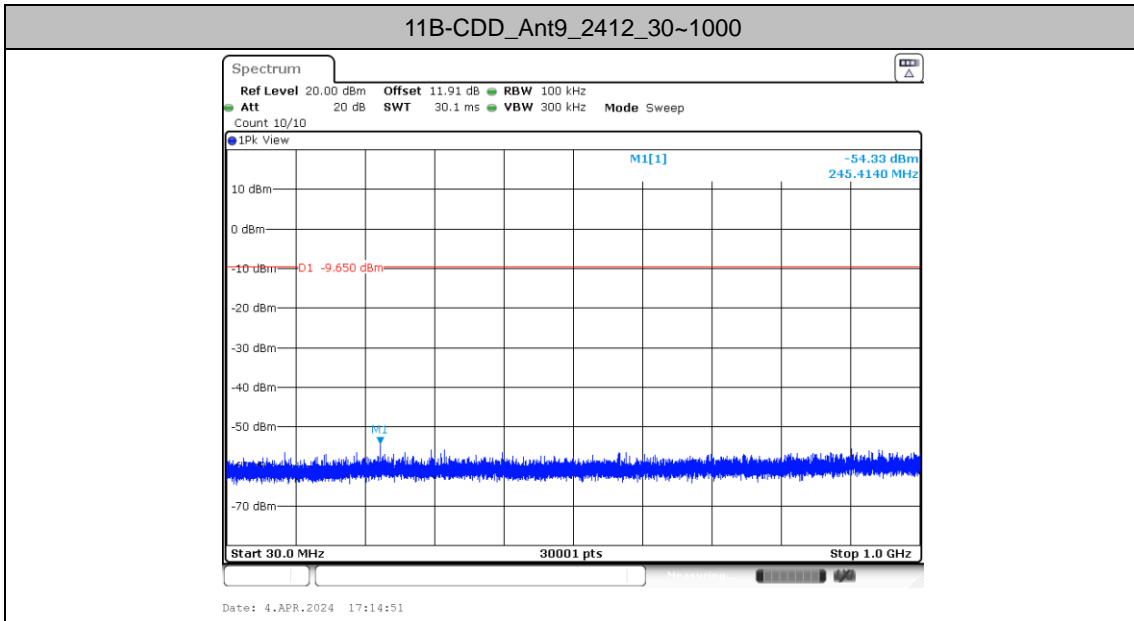
TestMode	Antenna	Freq(MHz)	FreqRange [Mhz]	RefLevel [dBm/100KHz]	Result [dBm/100KHz]	Limit [dBm/100KHz]	Verdict
11B-CDD	Ant9	2412	30~1000	10.35	-54.33	≤-9.65	PASS
			1000~26500	10.35	-48.14	≤-9.65	PASS
	Ant10	2412	30~1000	9.96	-55.04	≤-10.04	PASS
			1000~26500	9.96	-48.59	≤-10.04	PASS
	Ant9	2437	30~1000	10.49	-55.22	≤-9.51	PASS
			1000~26500	10.49	-48.51	≤-9.51	PASS
	Ant10	2437	30~1000	10.50	-55.74	≤-9.5	PASS
			1000~26500	10.50	-48.54	≤-9.5	PASS
	Ant9	2462	30~1000	10.39	-55.87	≤-9.61	PASS
			1000~26500	10.39	-48.45	≤-9.61	PASS
	Ant10	2462	30~1000	10.28	-55	≤-9.72	PASS
			1000~26500	10.28	-48.93	≤-9.72	PASS
11G-CDD	Ant9	2412	30~1000	6.82	-55.98	≤-13.18	PASS
			1000~26500	6.82	-48.49	≤-13.18	PASS
	Ant10	2412	30~1000	6.07	-55.71	≤-13.93	PASS
			1000~26500	6.07	-48.53	≤-13.93	PASS
	Ant9	2437	30~1000	6.07	-55.99	≤-13.93	PASS
			1000~26500	6.07	-48.98	≤-13.93	PASS
	Ant10	2437	30~1000	6.81	-55.29	≤-13.19	PASS
			1000~26500	6.81	-48.84	≤-13.19	PASS
	Ant9	2462	30~1000	5.91	-55.35	≤-14.09	PASS
			1000~26500	5.91	-48.01	≤-14.09	PASS
	Ant10	2462	30~1000	6.21	-56.11	≤-13.79	PASS
			1000~26500	6.21	-48.05	≤-13.79	PASS
11BE20MIMO	Ant9	2412	30~1000	4.38	-55.93	≤-15.62	PASS
			1000~26500	4.38	-48.82	≤-15.62	PASS
	Ant10	2412	30~1000	5.69	-55.34	≤-14.31	PASS
			1000~26500	5.69	-48.9	≤-14.31	PASS
	Ant9	2437	30~1000	4.05	-55.47	≤-15.95	PASS
			1000~26500	4.05	-48.91	≤-15.95	PASS
	Ant10	2437	30~1000	5.76	-56.18	≤-14.24	PASS
			1000~26500	5.76	-48.03	≤-14.24	PASS
	Ant9	2462	30~1000	4.43	-55.76	≤-15.57	PASS



			1000~26500	4.43	-48.43	≤-15.57	PASS
	Ant10	2462	30~1000	4.52	-54.92	≤-15.48	PASS
			1000~26500	4.52	-48.21	≤-15.48	PASS
11BE40MIMO	Ant9	2422	30~1000	2.83	-55.26	≤-17.17	PASS
			1000~26500	2.83	-48.57	≤-17.17	PASS
	Ant10	2422	30~1000	3.41	-54.91	≤-16.59	PASS
			1000~26500	3.41	-48.82	≤-16.59	PASS
	Ant9	2437	30~1000	2.64	-55.72	≤-17.36	PASS
			1000~26500	2.64	-48.64	≤-17.36	PASS
	Ant10	2437	30~1000	3.43	-55.36	≤-16.57	PASS
			1000~26500	3.43	-47.11	≤-16.57	PASS
	Ant9	2452	30~1000	2.72	-55.57	≤-17.28	PASS
			1000~26500	2.72	-48.25	≤-17.28	PASS
	Ant10	2452	30~1000	3.46	-55.43	≤-16.54	PASS
			1000~26500	3.46	-48.78	≤-16.54	PASS

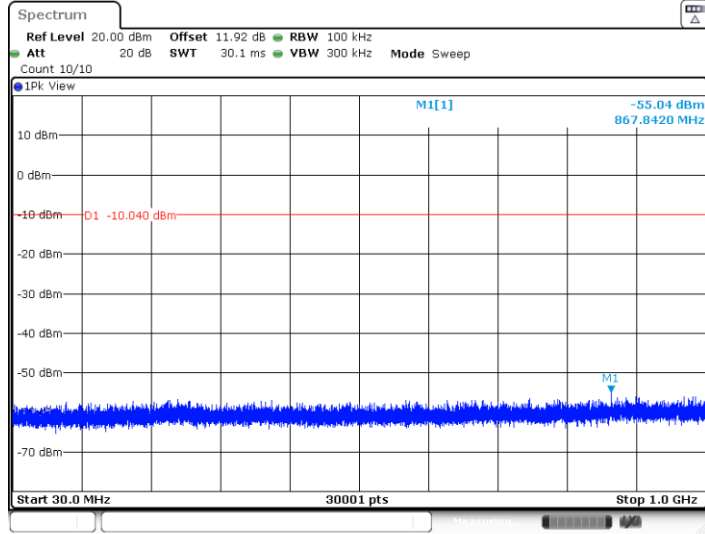


Test Graphs



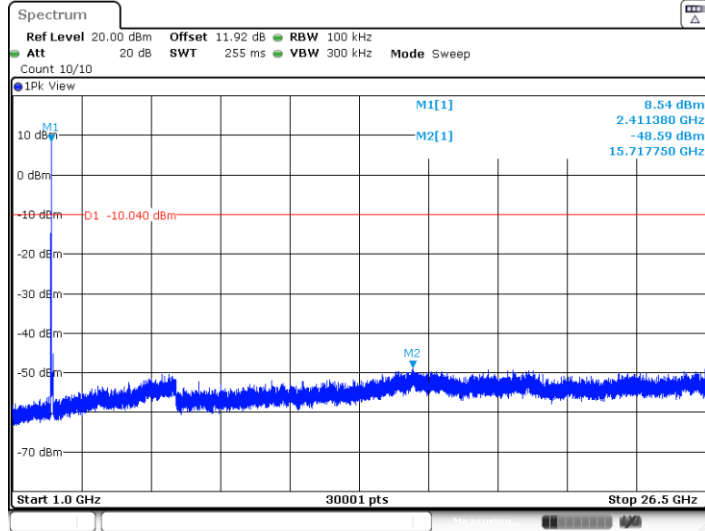


11B-CDD_Ant10_2412_30~1000

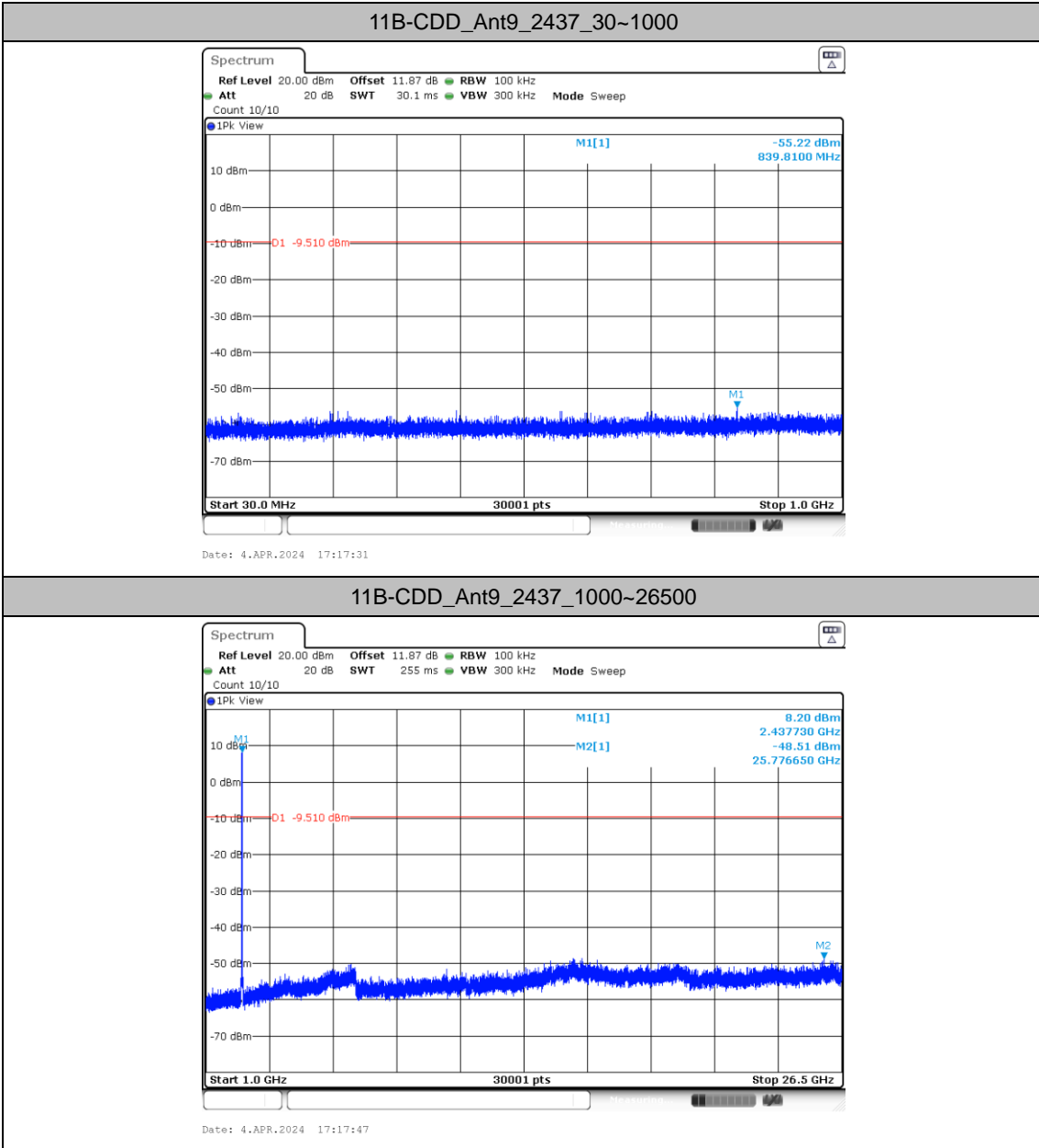


Date: 4.APR.2024 17:16:10

11B-CDD_Ant10_2412_1000~26500

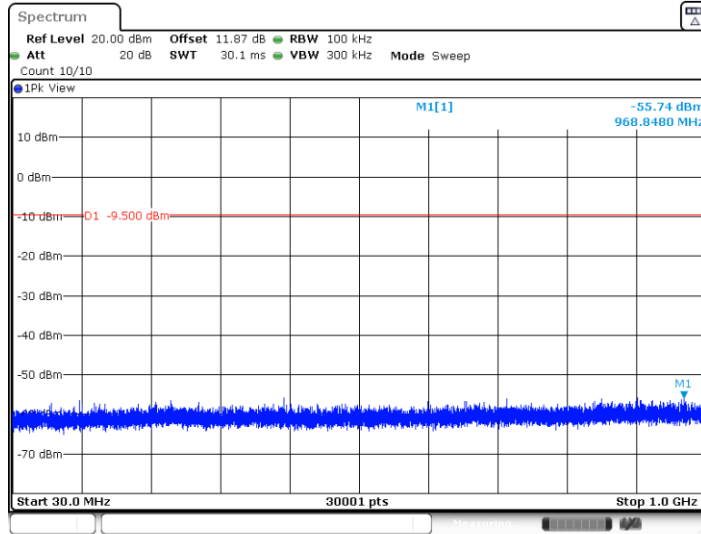


Date: 4.APR.2024 17:16:25



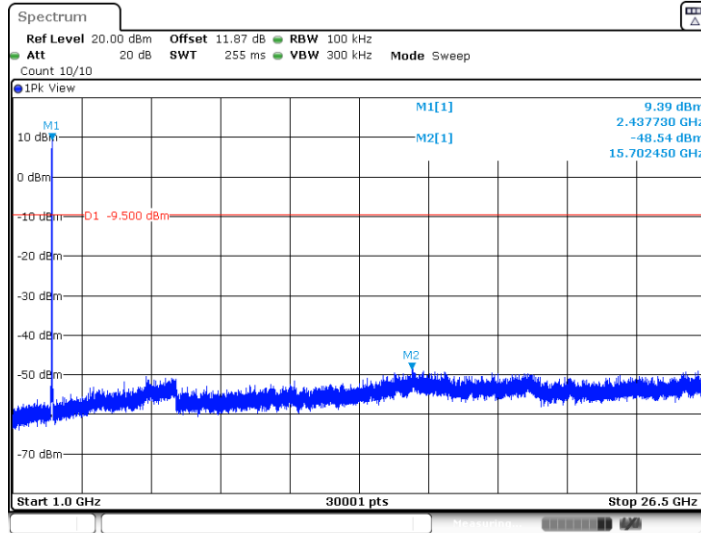


11B-CDD_Ant10_2437_30~1000



Date: 4.APR.2024 17:18:30

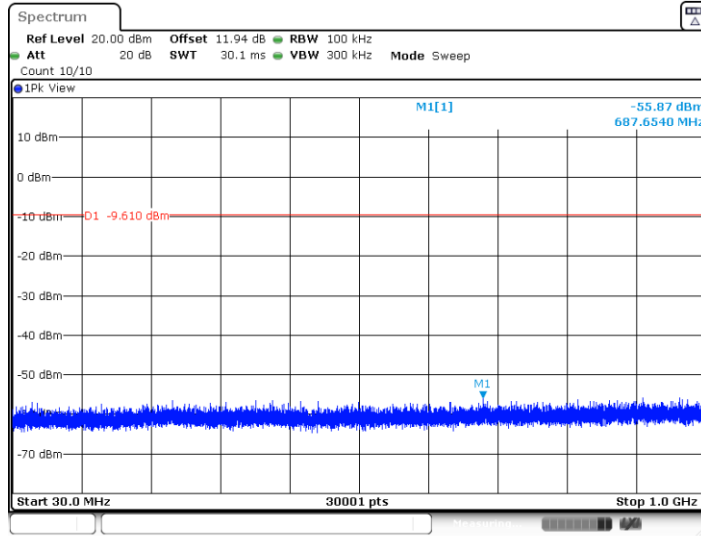
11B-CDD_Ant10_2437_1000~26500



Date: 4.APR.2024 17:18:45

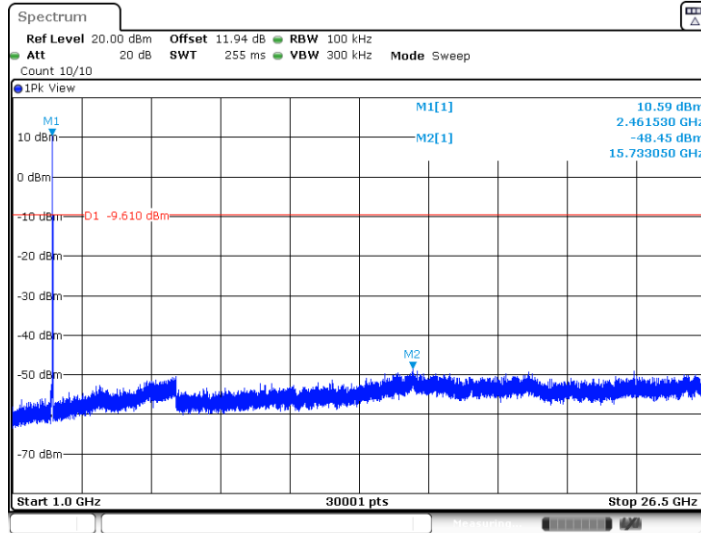


11B-CDD_Ant9_2462_30~1000



Date: 4.APR.2024 17:21:21

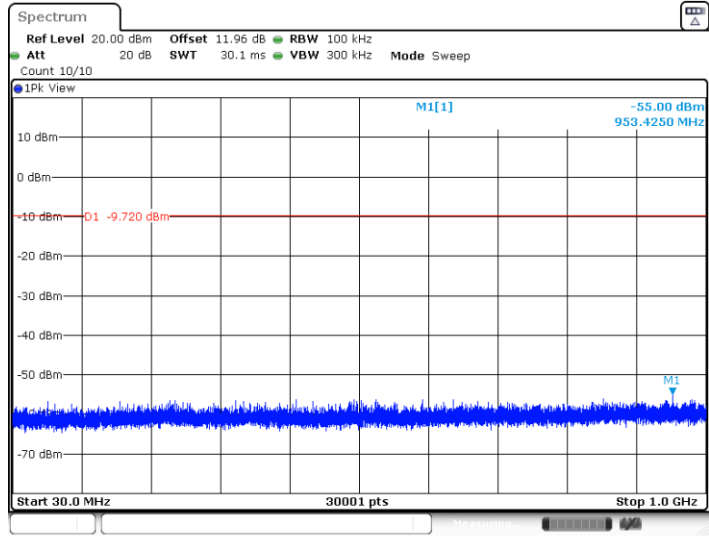
11B-CDD_Ant9_2462_1000~26500



Date: 4.APR.2024 17:21:37

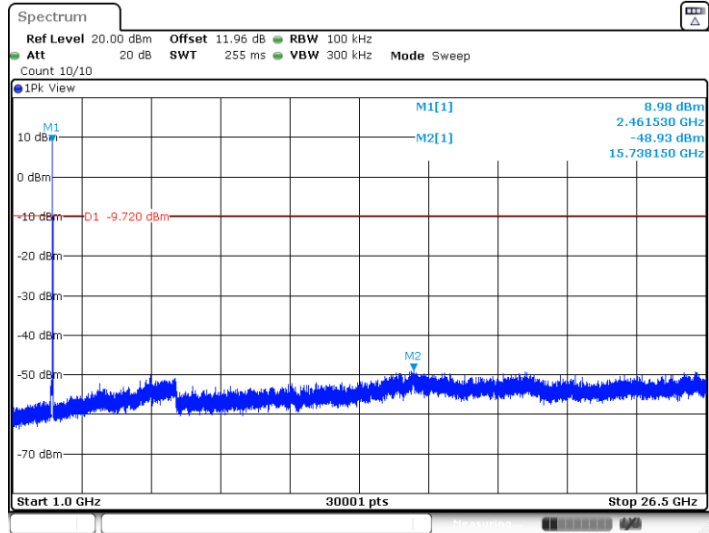


11B-CDD_Ant10_2462_30~1000



Date: 4.APR.2024 17:22:33

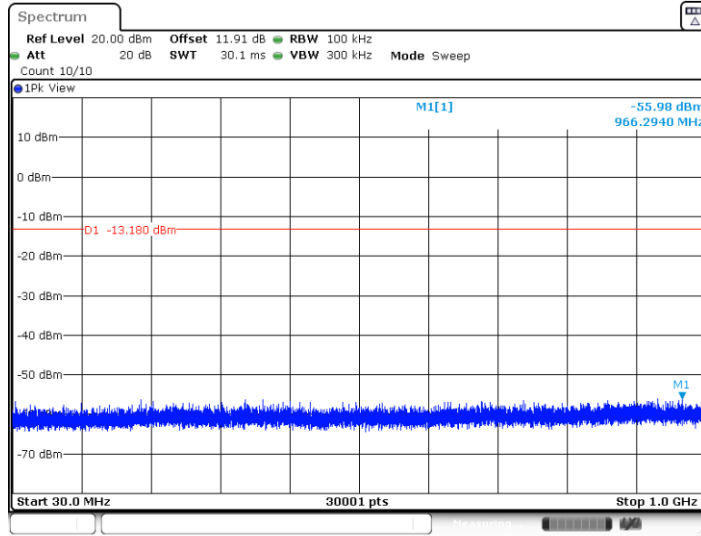
11B-CDD_Ant10_2462_1000~26500



Date: 4.APR.2024 17:22:49

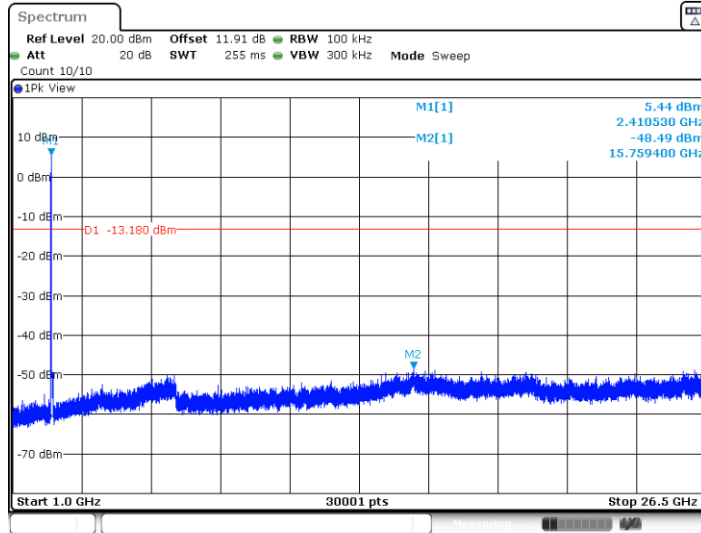


11G-CDD_Ant9_2412_30~1000



Date: 4.APR.2024 17:25:24

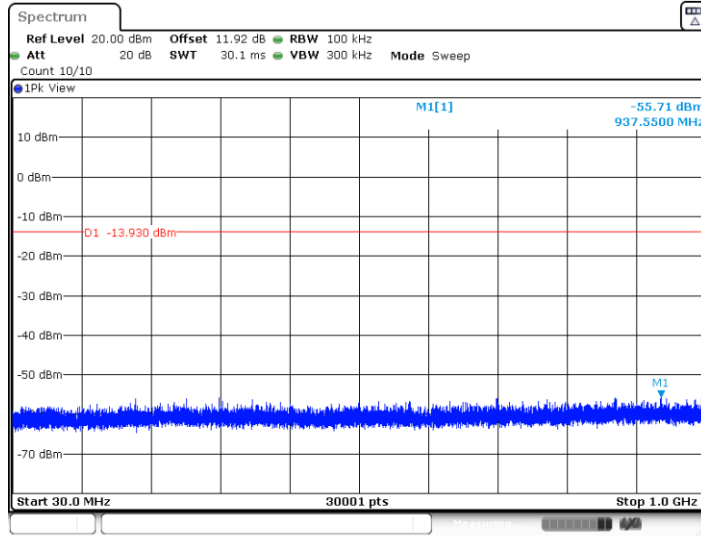
11G-CDD_Ant9_2412_1000~26500



Date: 4.APR.2024 17:25:40

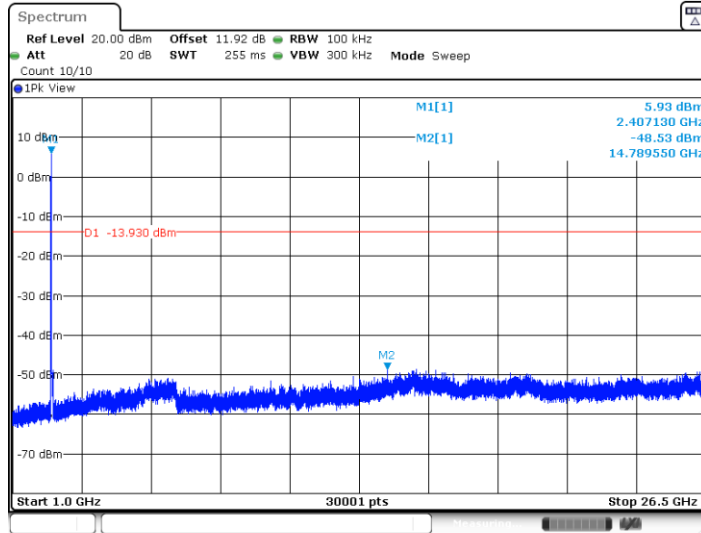


11G-CDD_Ant10_2412_30~1000



Date: 4.APR.2024 17:26:38

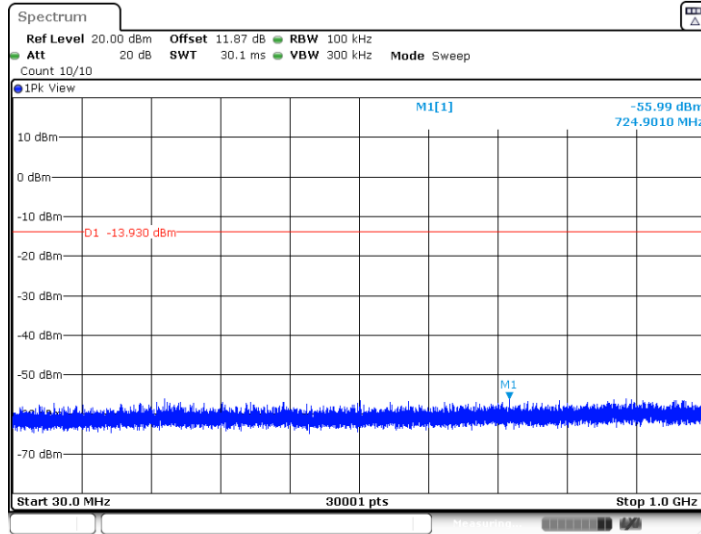
11G-CDD_Ant10_2412_1000~26500



Date: 4.APR.2024 17:26:53

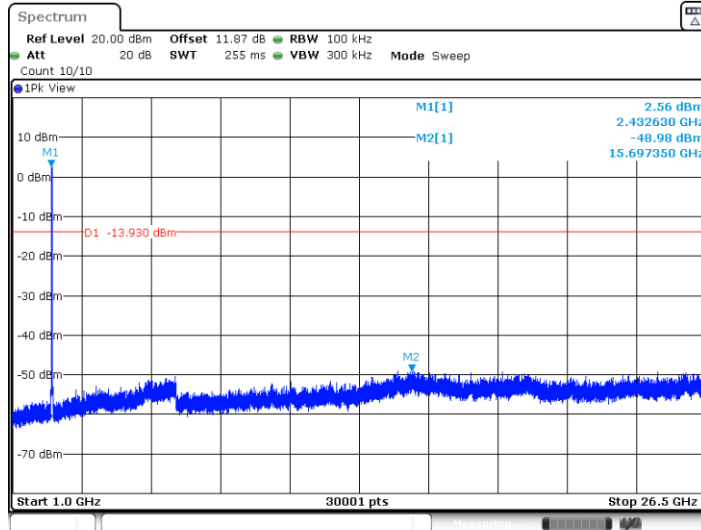


11G-CDD_Ant9_2437_30~1000



Date: 4.APR.2024 17:27:57

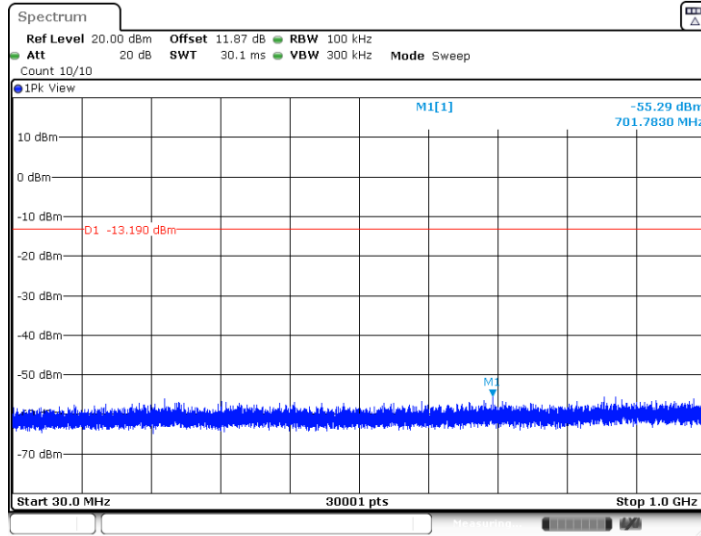
11G-CDD_Ant9_2437_1000~26500



Date: 4.APR.2024 17:28:13

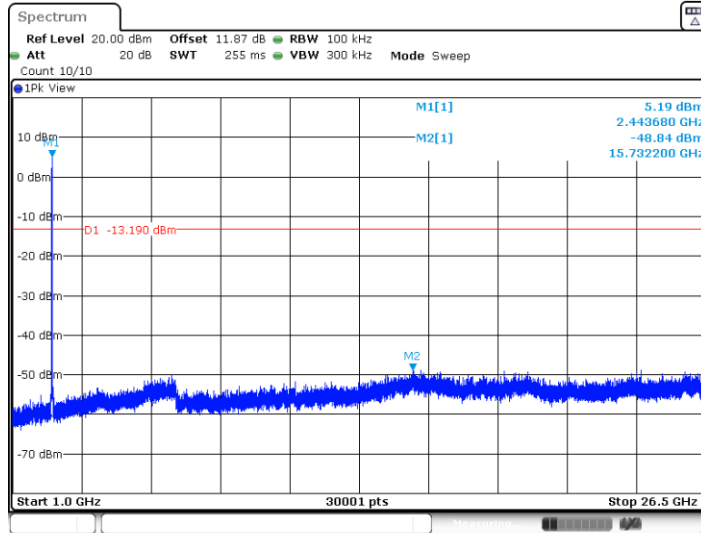


11G-CDD_Ant10_2437_30~1000



Date: 4.APR.2024 17:28:59

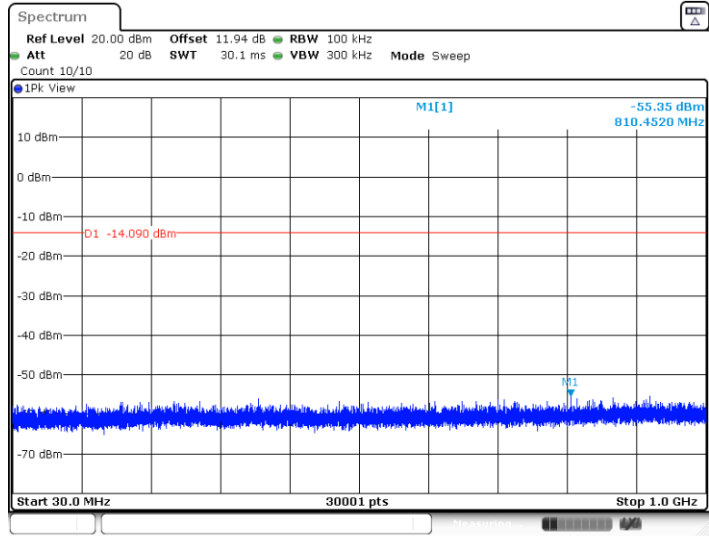
11G-CDD_Ant10_2437_1000~26500



Date: 4.APR.2024 17:29:14

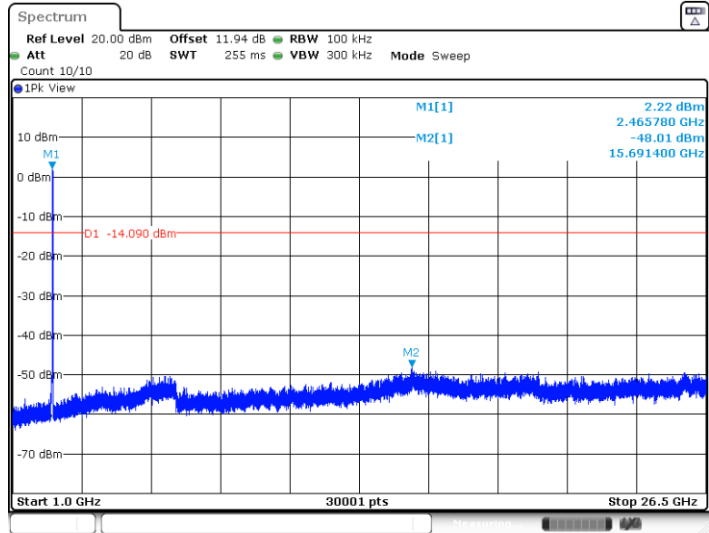


11G-CDD_Ant9_2462_30~1000



Date: 4.APR.2024 17:30:55

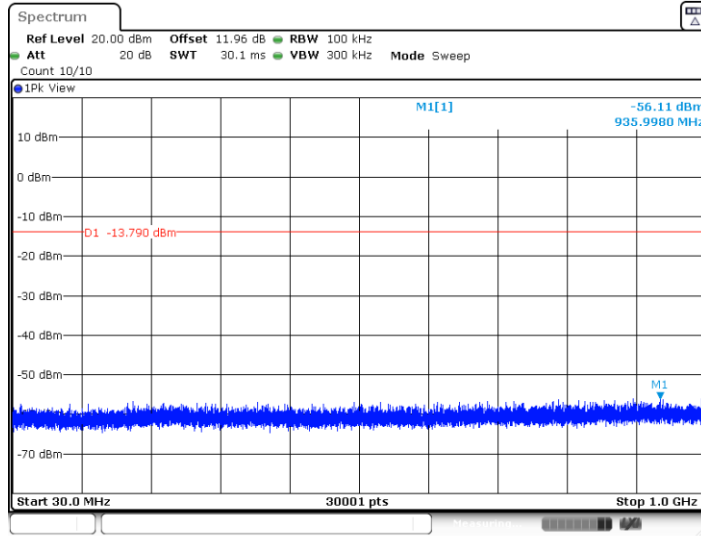
11G-CDD_Ant9_2462_1000~26500



Date: 4.APR.2024 17:31:11

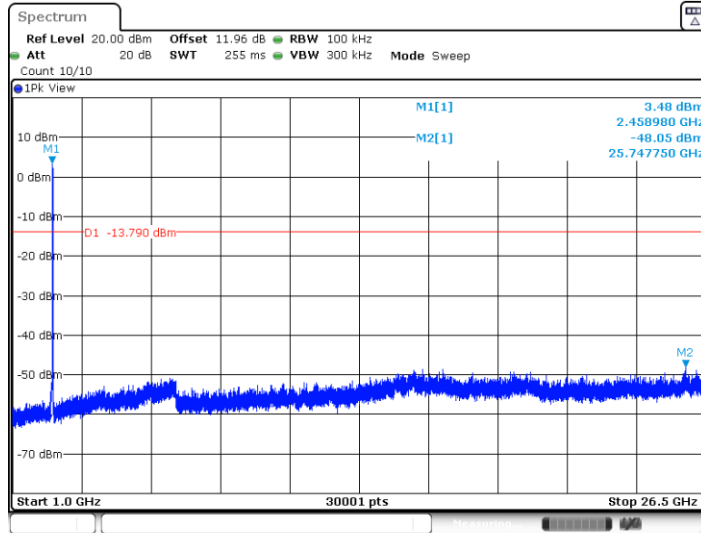


11G-CDD_Ant10_2462_30~1000



Date: 4.APR.2024 17:32:08

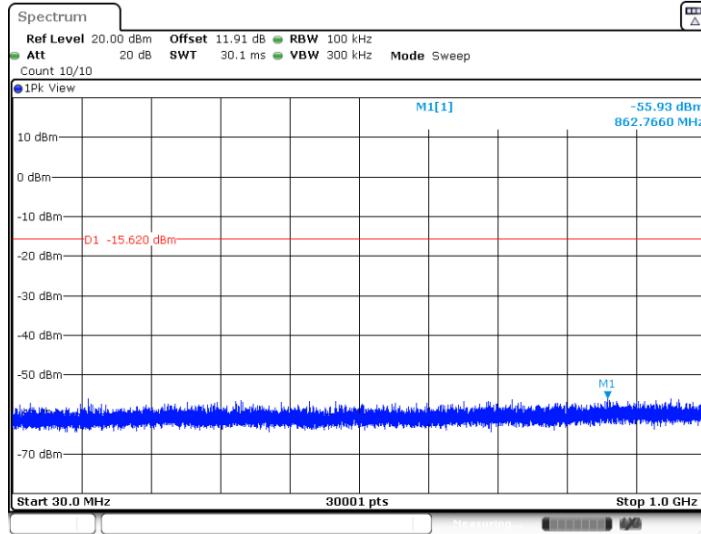
11G-CDD_Ant10_2462_1000~26500



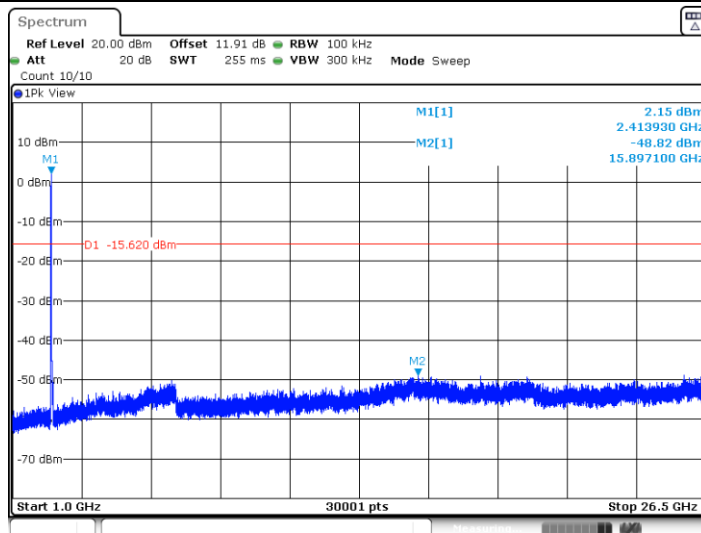
Date: 4.APR.2024 17:32:24



11BE20MIMO_Ant9_2412_30~1000

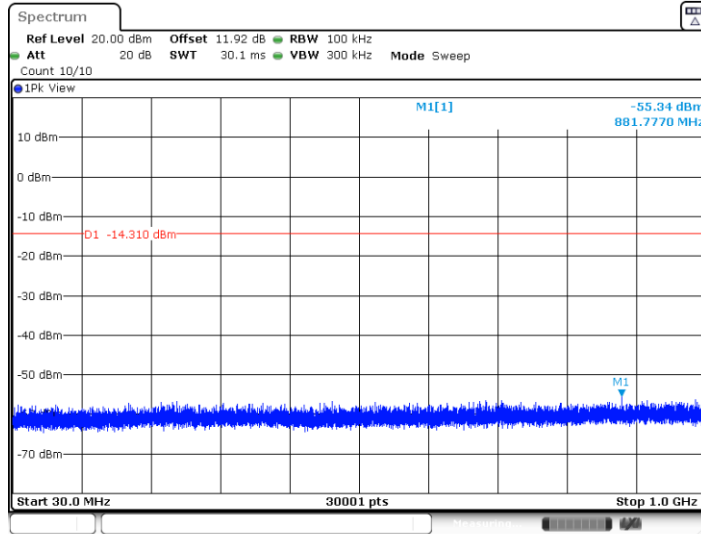


11BE20MIMO_Ant9_2412_1000~26500



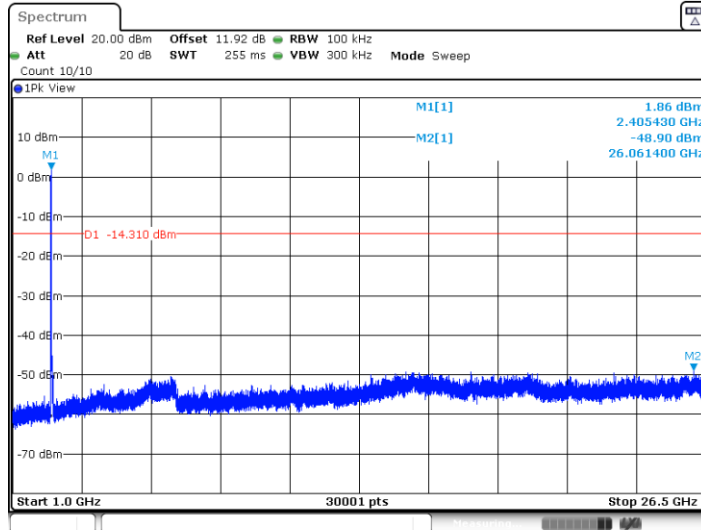


11BE20MIMO_Ant10_2412_30~1000



Date: 4.APR.2024 17:35:40

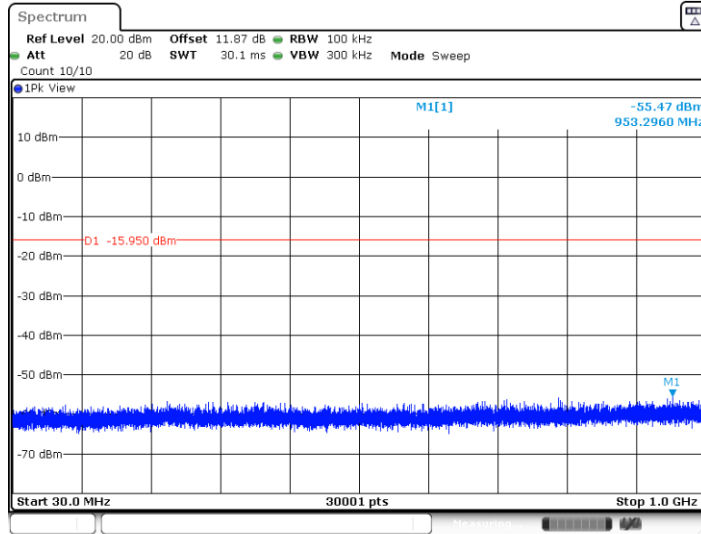
11BE20MIMO_Ant10_2412_1000~26500



Date: 4.APR.2024 17:35:56

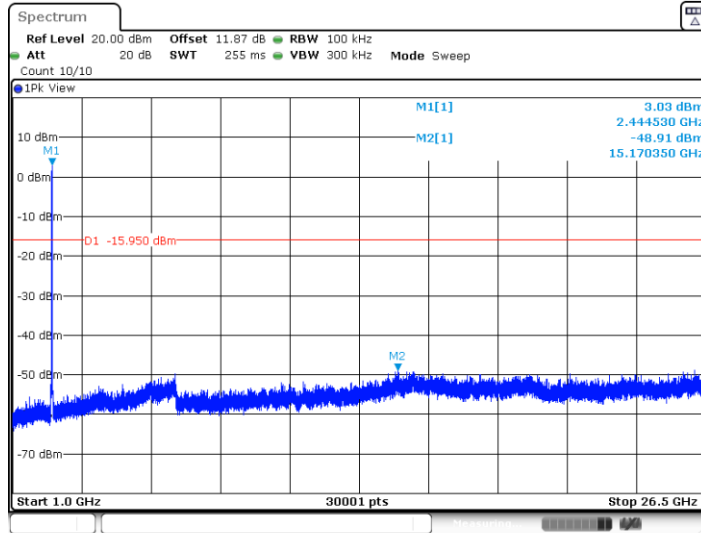


11BE20MIMO_Ant9_2437_30~1000



Date: 4.APR.2024 17:41:04

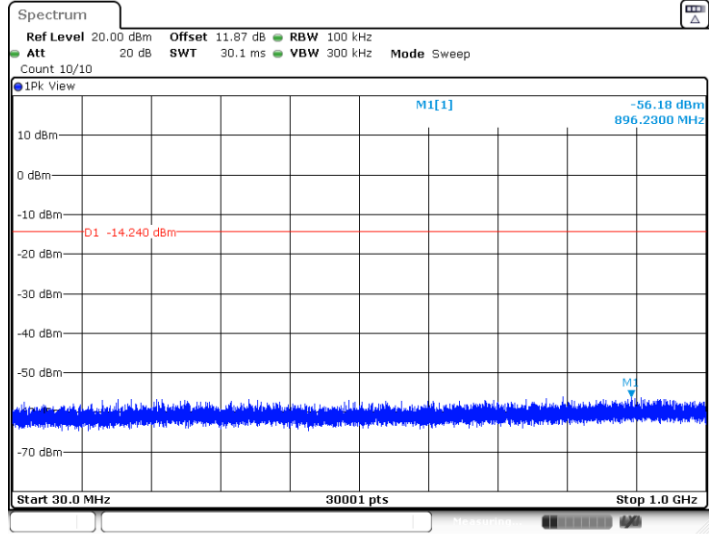
11BE20MIMO_Ant9_2437_1000~26500



Date: 4.APR.2024 17:41:20

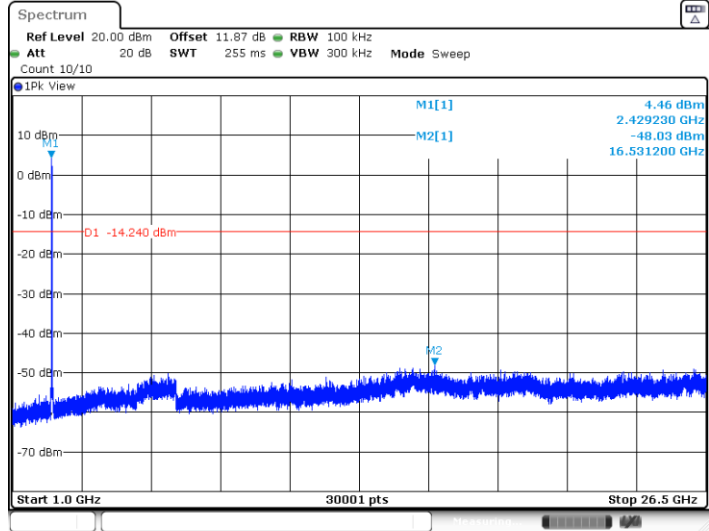


11BE20MIMO_Ant10_2437_30~1000



Date: 4.APR.2024 17:42:02

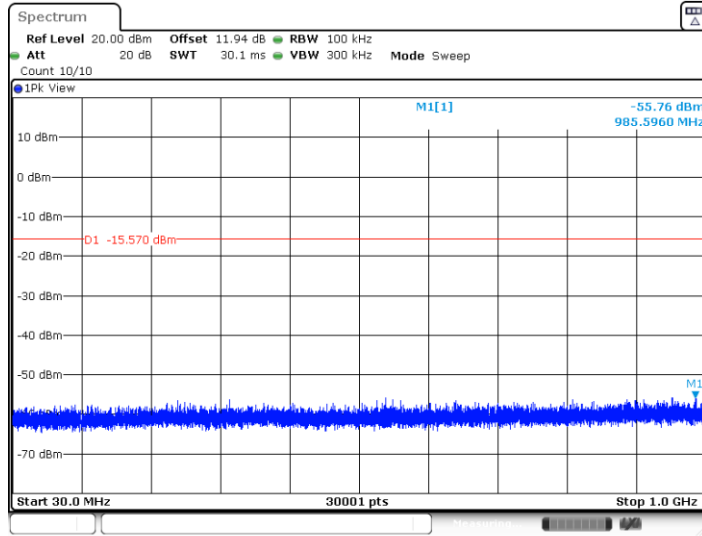
11BE20MIMO_Ant10_2437_1000~26500



Date: 4.APR.2024 17:42:18

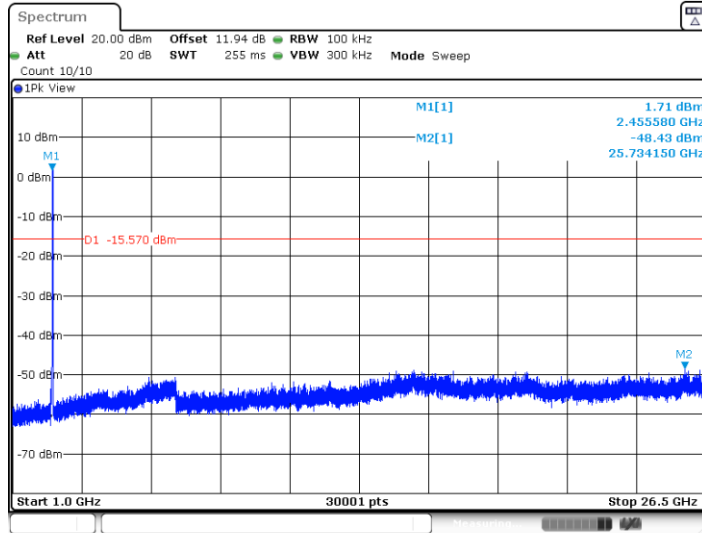


11BE20MIMO_Ant9_2462_30~1000



Date: 4.APR.2024 17:43:49

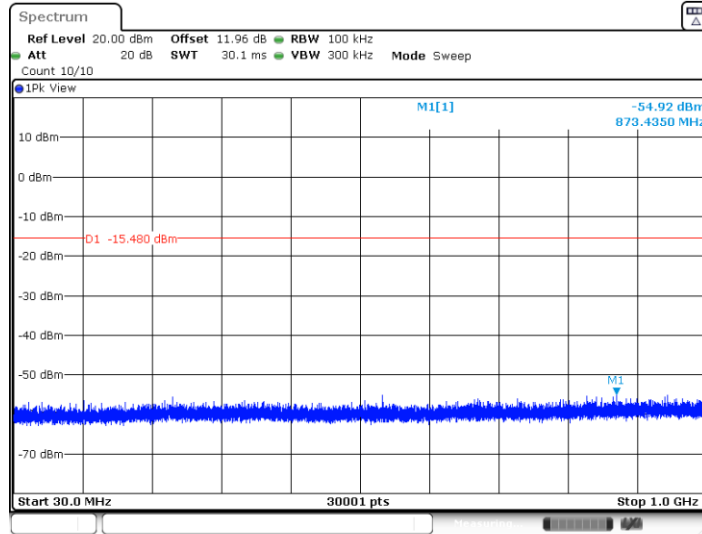
11BE20MIMO_Ant9_2462_1000~26500



Date: 4.APR.2024 17:44:04

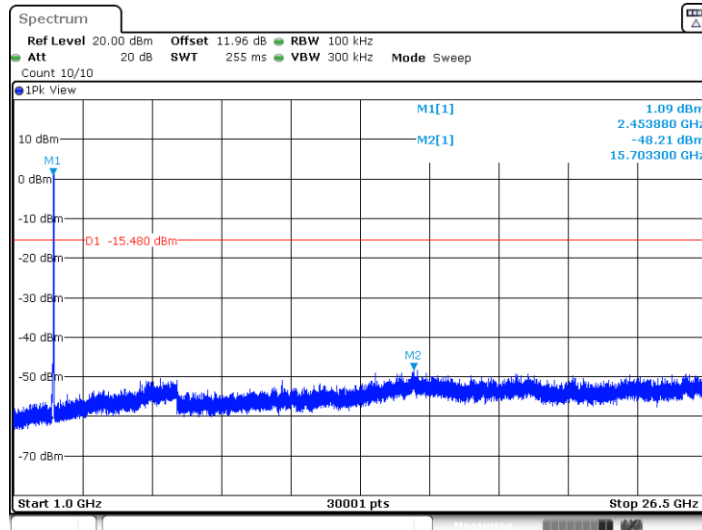


11BE20MIMO_Ant10_2462_30~1000



Date: 4.APR.2024 17:45:07

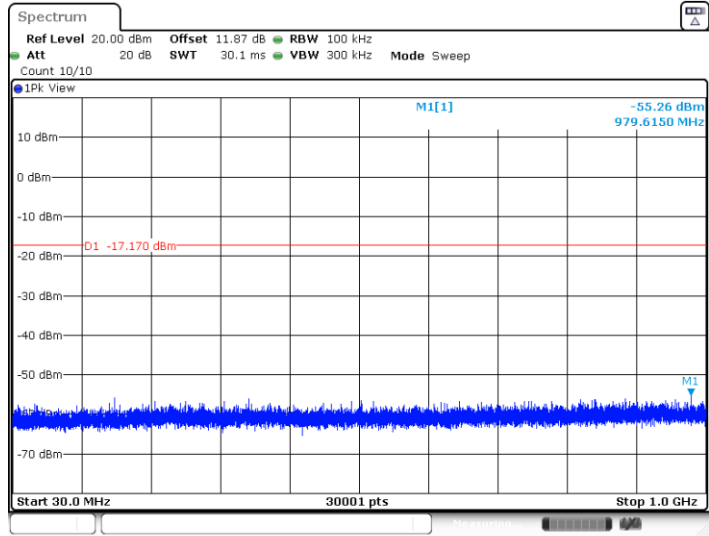
11BE20MIMO_Ant10_2462_1000~26500



Date: 4.APR.2024 17:45:22

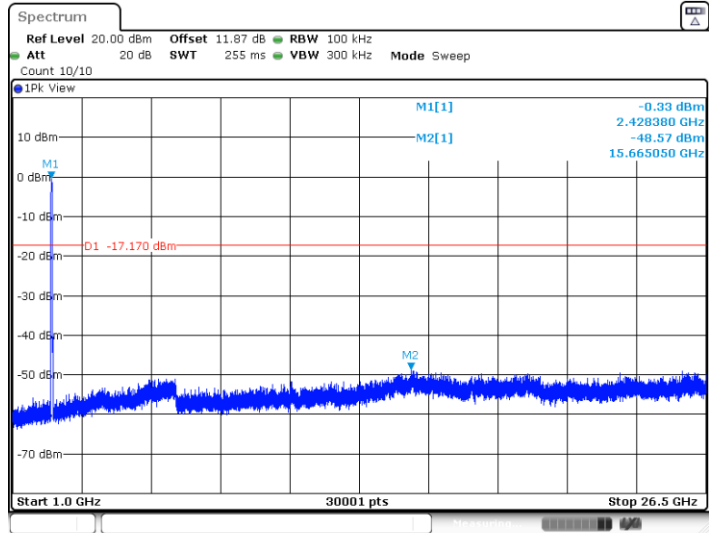


11BE40MIMO_Ant9_2422_30~1000



Date: 4.APR.2024 17:49:03

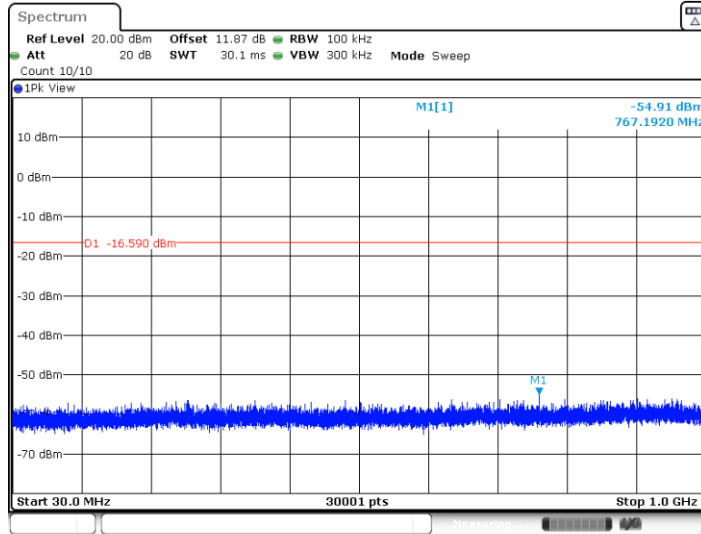
11BE40MIMO_Ant9_2422_1000~26500



Date: 4.APR.2024 17:49:19

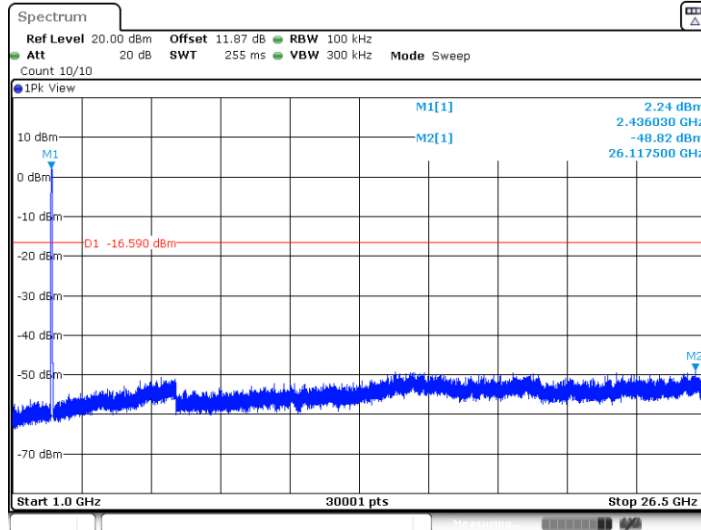


11BE40MIMO_Ant10_2422_30~1000



Date: 4.APR.2024 17:53:15

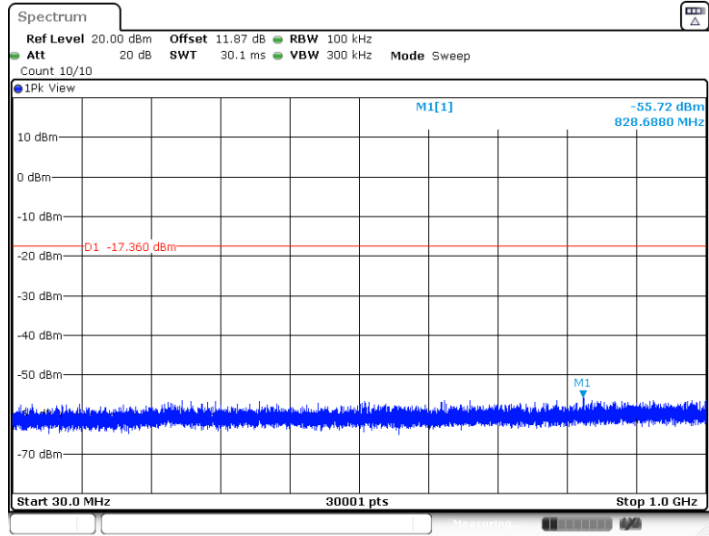
11BE40MIMO_Ant10_2422_1000~26500



Date: 4.APR.2024 17:53:31

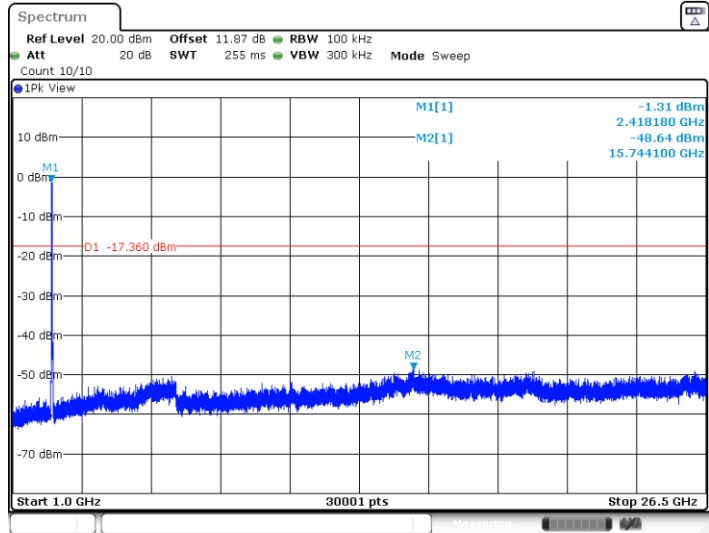


11BE40MIMO_Ant9_2437_30~1000



Date: 4.APR.2024 17:50:27

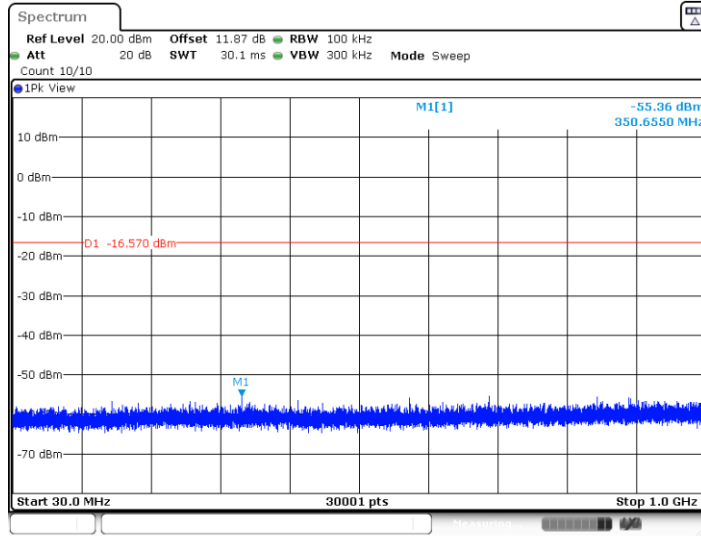
11BE40MIMO_Ant9_2437_1000~26500



Date: 4.APR.2024 17:50:43

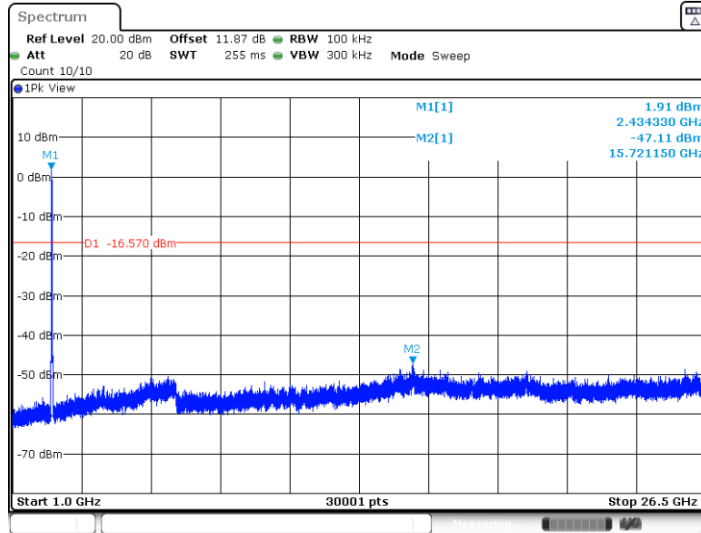


11BE40MIMO_Ant10_2437_30~1000



Date: 4.APR.2024 17:55:53

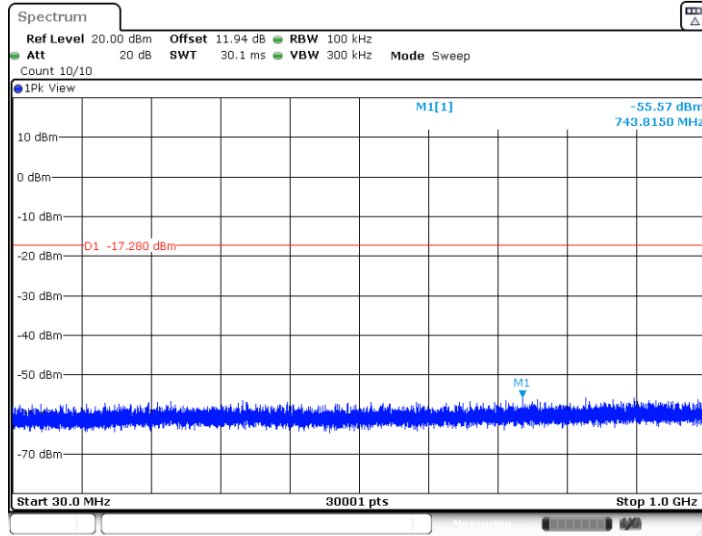
11BE40MIMO_Ant10_2437_1000~26500



Date: 4.APR.2024 17:56:08

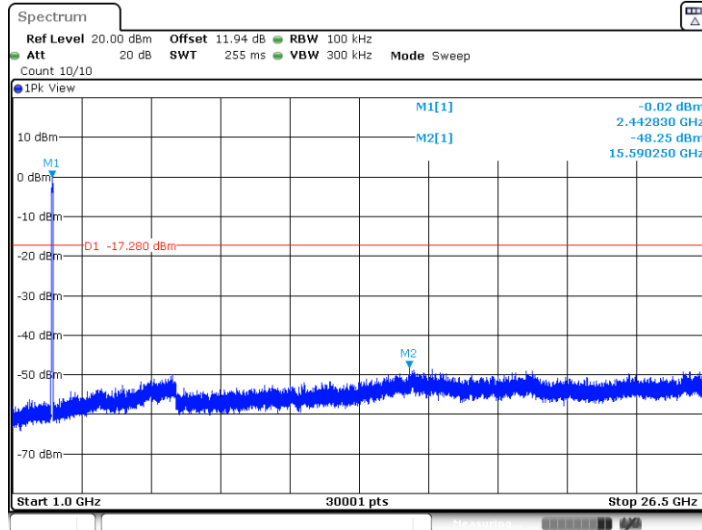


11BE40MIMO_Ant9_2452_30~1000



Date: 4.APR.2024 17:51:48

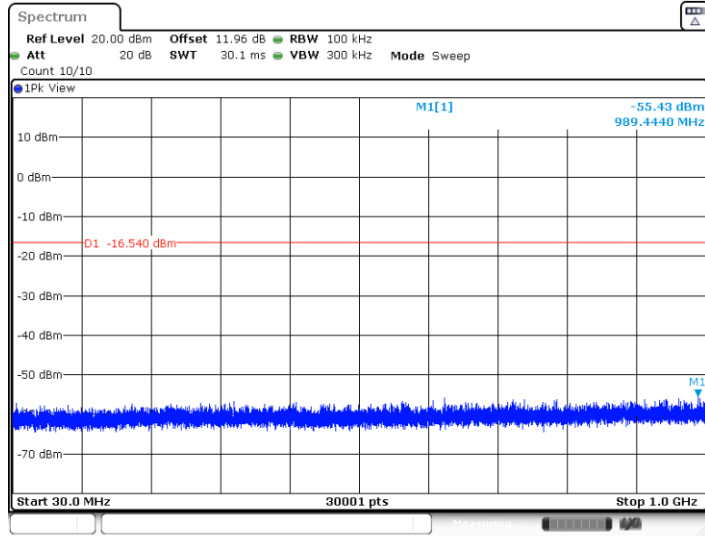
11BE40MIMO_Ant9_2452_1000~26500



Date: 4.APR.2024 17:52:04

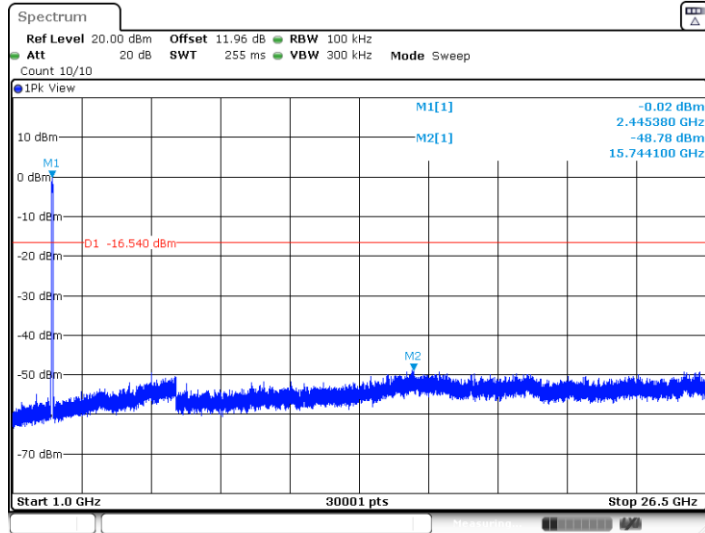


11BE40MIMO_Ant10_2452_30~1000



Date: 4.APR.2024 17:57:46

11BE40MIMO_Ant10_2452_1000~26500



Date: 4.APR.2024 17:58:02



<For 11be Partial RU>

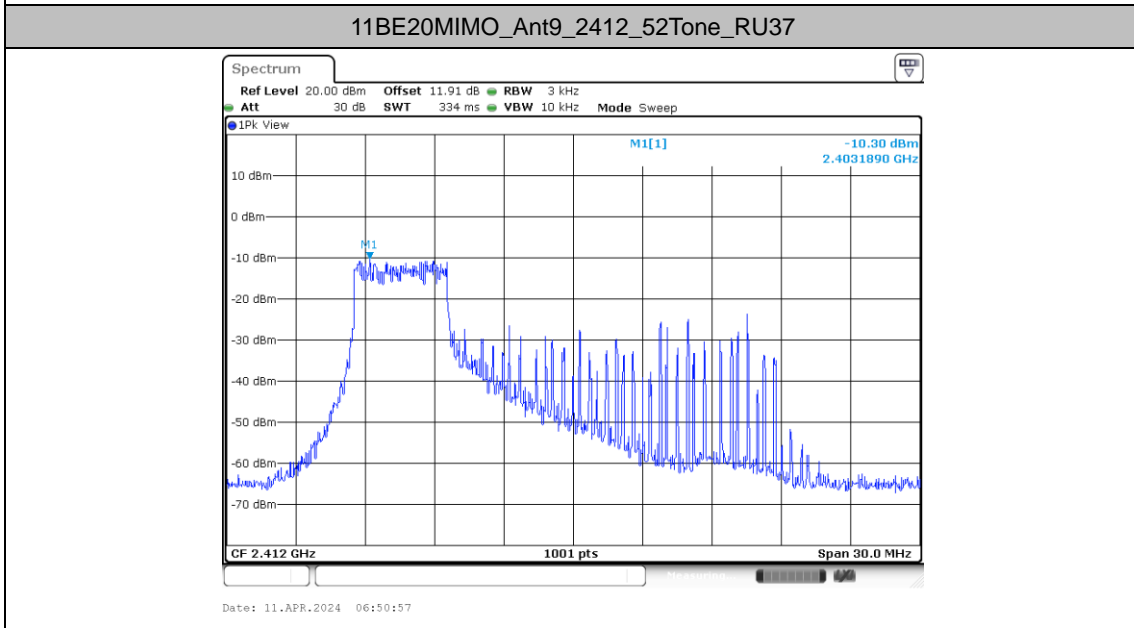
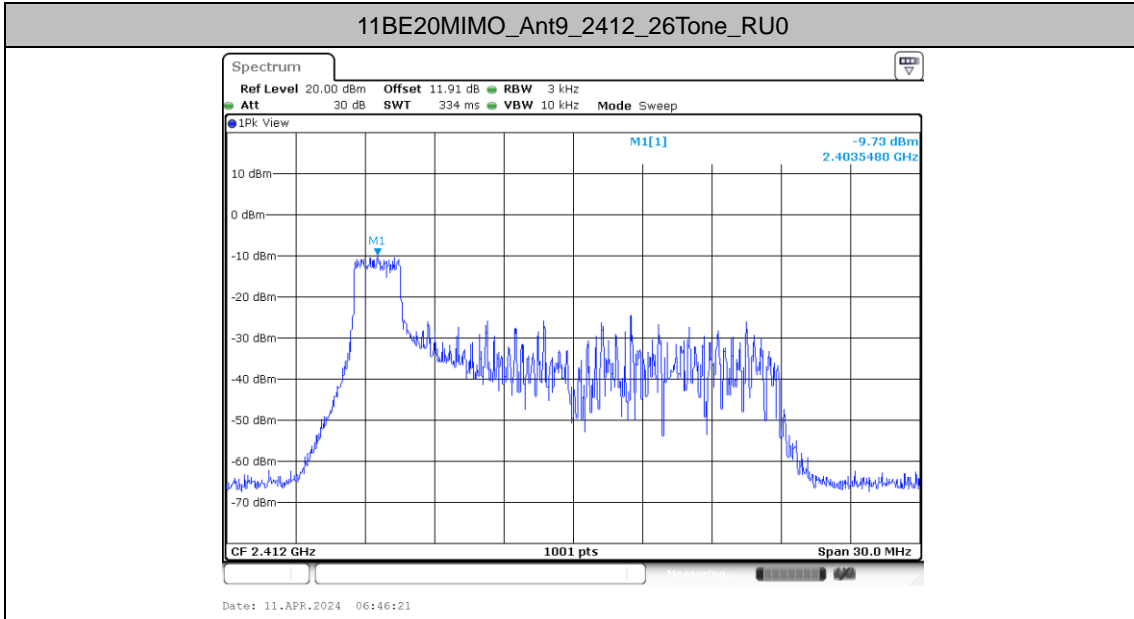
Maximum power spectral density

Test Result

TestMode	Antenna	Freq(MHz)	RuSize	RuIndex	Result [dBm/3kHz]	Limit [dBm/3kHz]	Verdict
11BE20MIMO	Ant9	2412	26Tone	RU0	-9.73	≤8.00	PASS
			52Tone	RU37	-10.3	≤8.00	PASS
			106Tone	RU53	-10.11	≤8.00	PASS
	Ant10	2412	26Tone	RU0	-10.56	≤8.00	PASS
			52Tone	RU37	-9.2	≤8.00	PASS
			106Tone	RU53	-10.58	≤8.00	PASS
	total	2412	26Tone	RU0	-7.11	≤8.00	PASS
			52Tone	RU37	-6.70	≤8.00	PASS
			106Tone	RU53	-7.33	≤8.00	PASS
	Ant9	2462	26Tone	RU8	-11.70	≤8.00	PASS
			52Tone	RU40	-11.56	≤8.00	PASS
			106Tone	RU54	-11.51	≤8.00	PASS
	Ant10	2462	26Tone	RU8	-11.56	≤8.00	PASS
			52Tone	RU40	-11.52	≤8.00	PASS
			106Tone	RU54	-11.49	≤8.00	PASS
	total	2462	26Tone	RU8	-8.62	≤8.00	PASS
			52Tone	RU40	-8.53	≤8.00	PASS
			106Tone	RU54	-8.49	≤8.00	PASS

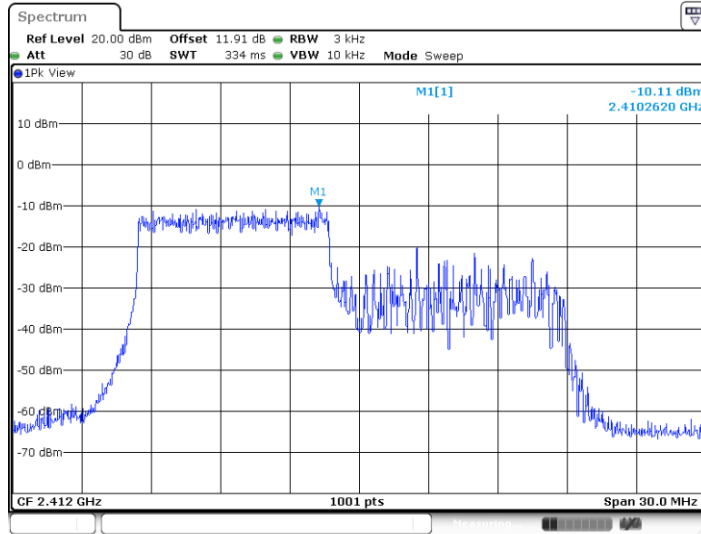


Test Graphs



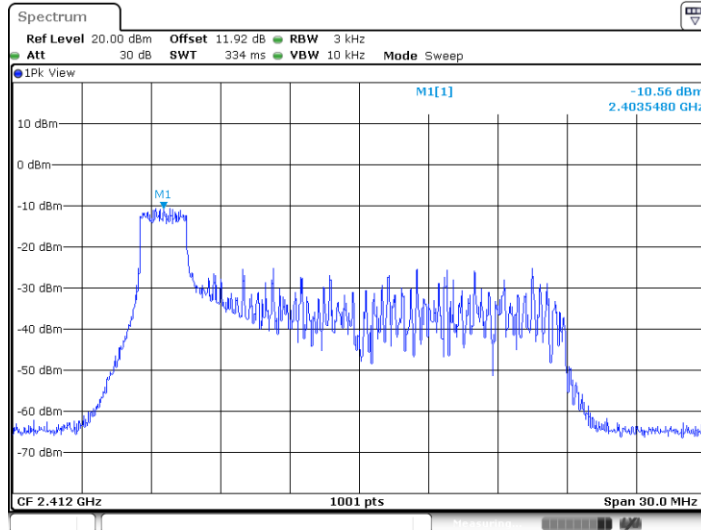


11BE20MIMO_Ant9_2412_106Tone_RU53



Date: 11.APR.2024 07:01:46

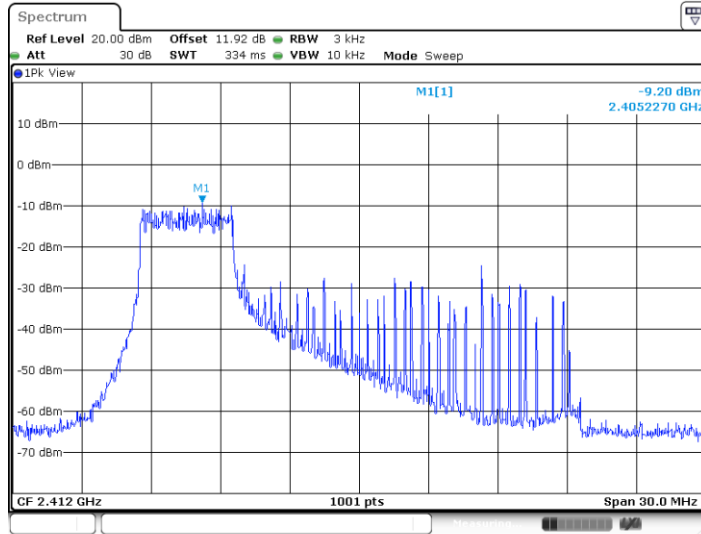
11BE20MIMO_Ant10_2412_26Tone_RU0



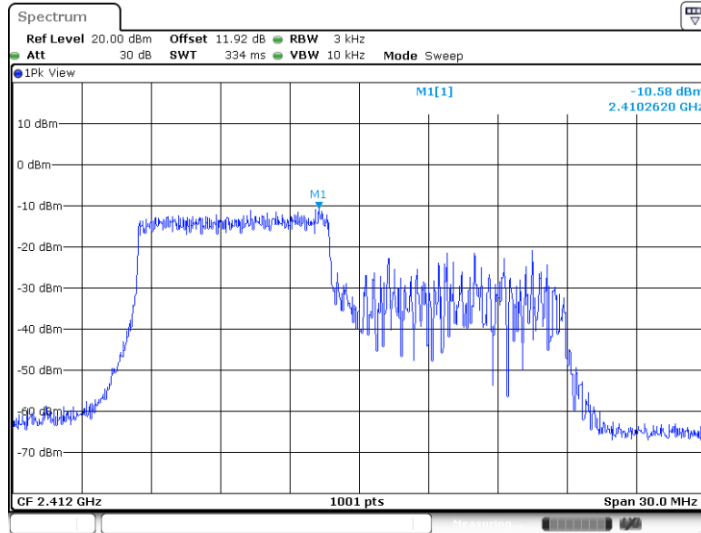
Date: 11.APR.2024 06:47:33



11BE20MIMO_Ant10_2412_52Tone_RU37

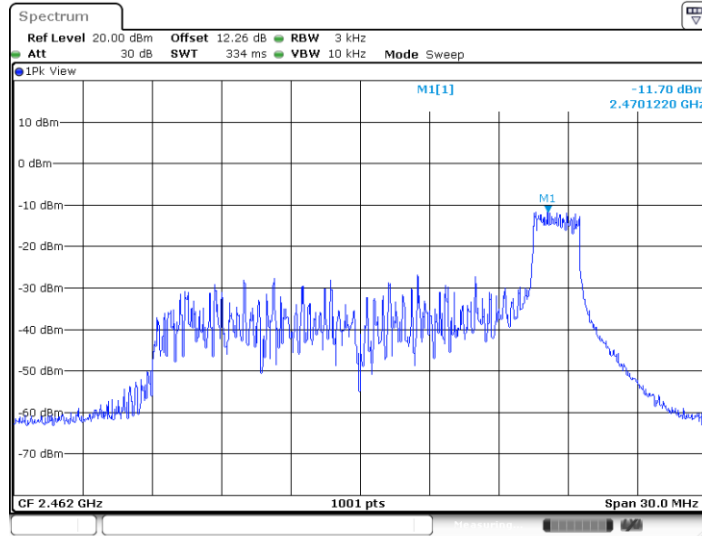


11BE20MIMO_Ant10_2412_106Tone_RU53



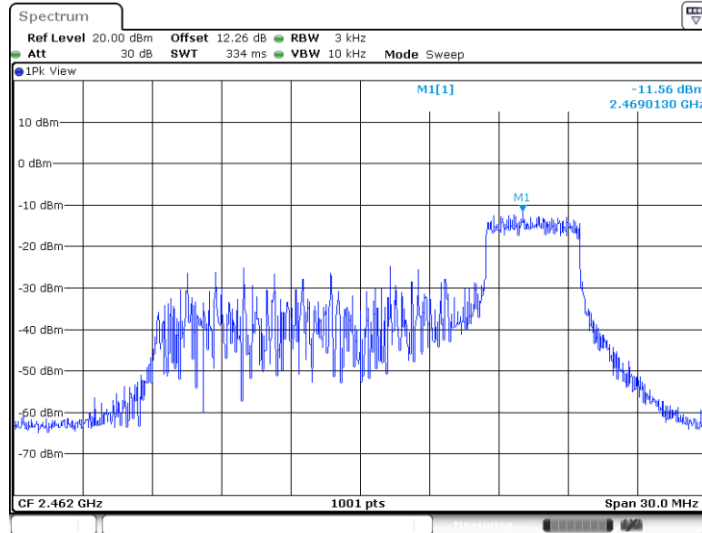


11BE20MIMO_Ant9_2462_26Tone_RU8



Date: 14.MAY.2024 00:33:56

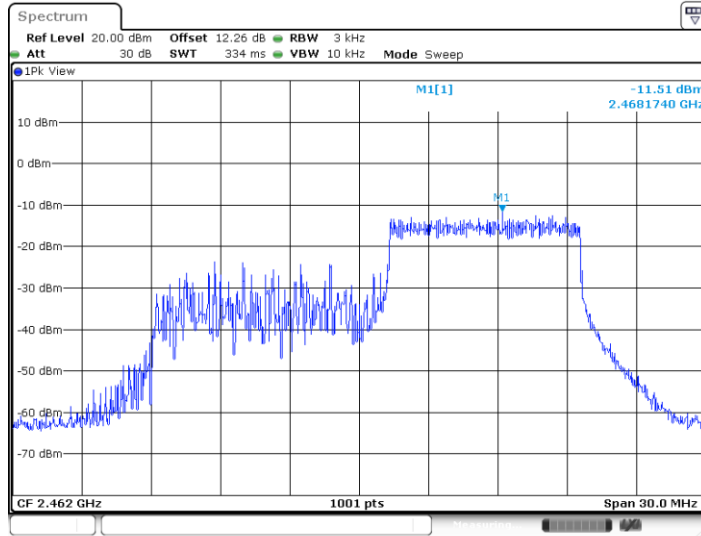
11BE20MIMO_Ant9_2462_52Tone_RU40



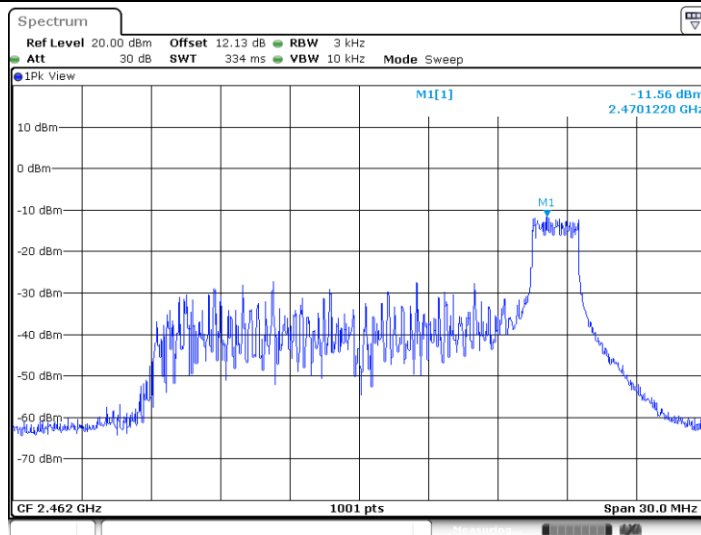
Date: 14.MAY.2024 00:37:02



11BE20MIMO_Ant9_2462_106Tone_RU54

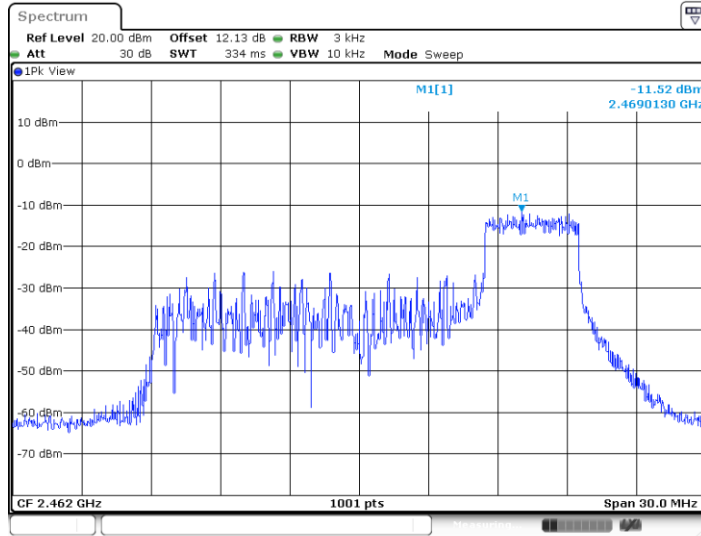


11BE20MIMO_Ant10_2462_26Tone_RU8

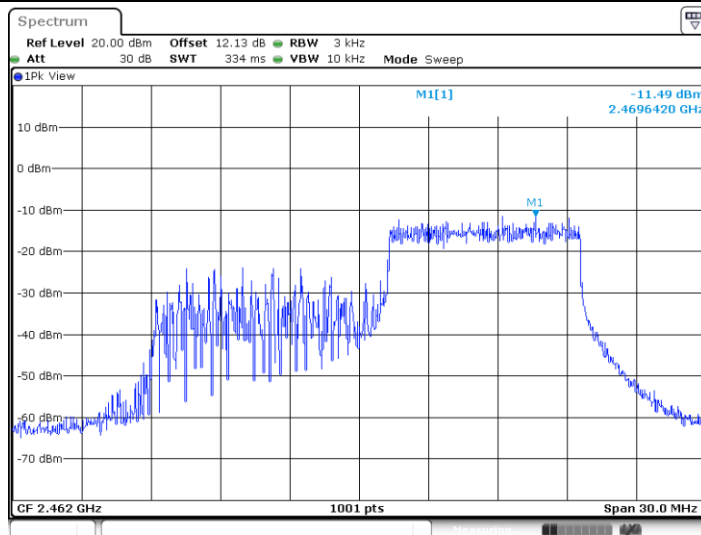




11BE20MIMO_Ant10_2462_52Tone_RU40



11BE20MIMO_Ant10_2462_106Tone_RU54





<For 11be Small RU>

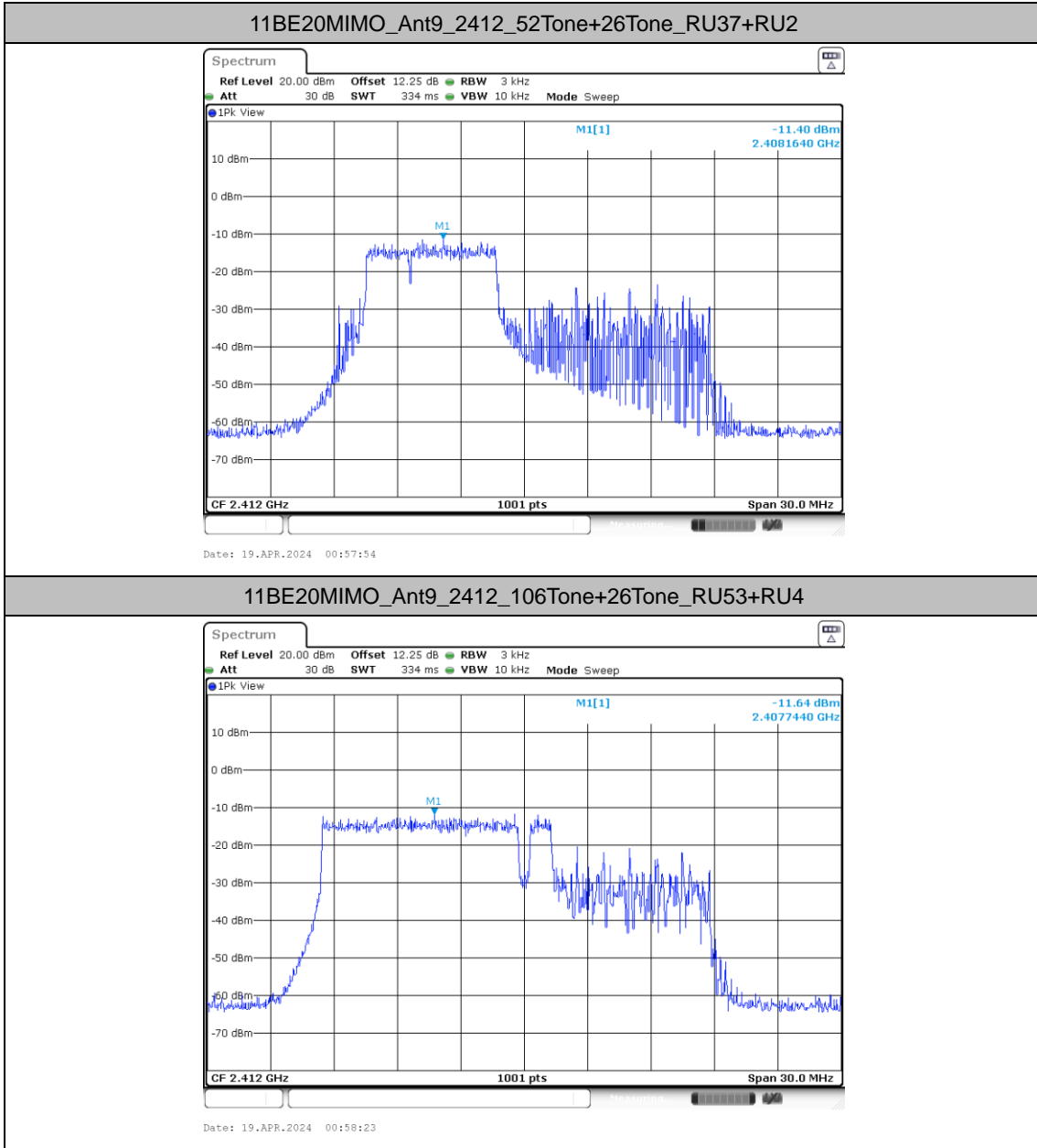
Maximum power spectral density

Test Result

TestMode	Antenna	Freq(MHz)	RuSize	RuIndex	Result [dBm/3kHz]	Limit [dBm/3kHz]	Verdict
11BE20MIMO	Ant9	2412	52Tone+26Tone	RU37+RU2	-11.40	≤8.00	PASS
			106Tone+26Tone	RU53+RU4	-11.64	≤8.00	PASS
	Ant10	2412	52Tone+26Tone	RU37+RU2	-11.89	≤8.00	PASS
			106Tone+26Tone	RU53+RU4	-12.31	≤8.00	PASS
	total	2412	52Tone+26Tone	RU37+RU2	-8.63	≤8.00	PASS
			106Tone+26Tone	RU53+RU4	-8.95	≤8.00	PASS
	Ant9	2462	52Tone+26Tone	RU40+RU6	-12.88	≤8.00	PASS
			106Tone+26Tone	RU54+RU4	-12.95	≤8.00	PASS
	Ant10	2462	52Tone+26Tone	RU40+RU6	-12.75	≤8.00	PASS
			106Tone+26Tone	RU54+RU4	-12.93	≤8.00	PASS
	total	2462	52Tone+26Tone	RU40+RU6	-9.80	≤8.00	PASS
			106Tone+26Tone	RU54+RU4	-9.93	≤8.00	PASS

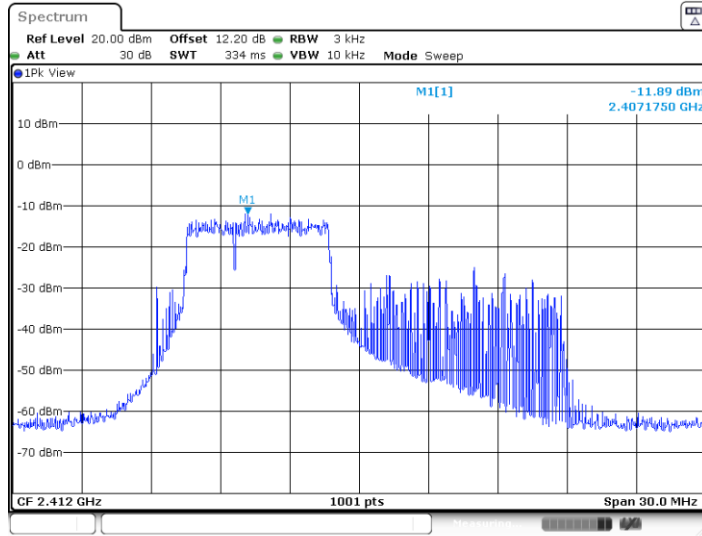


Test Graphs

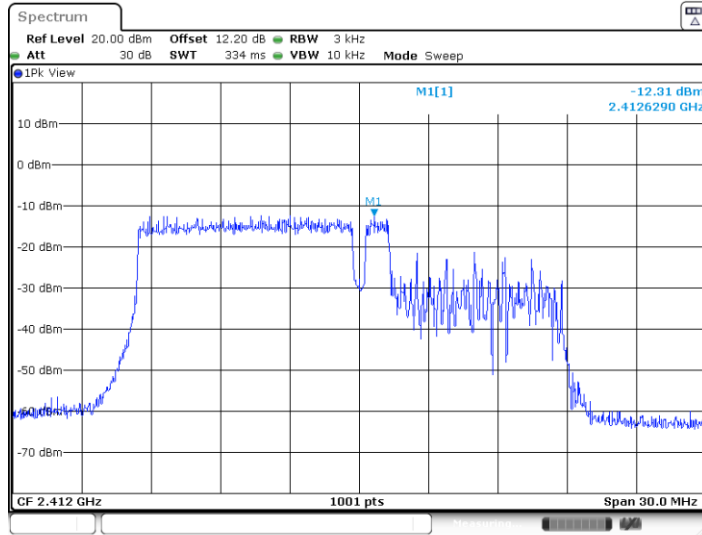




11BE20MIMO_Ant10_2412_52Tone+26Tone_RU37+RU2

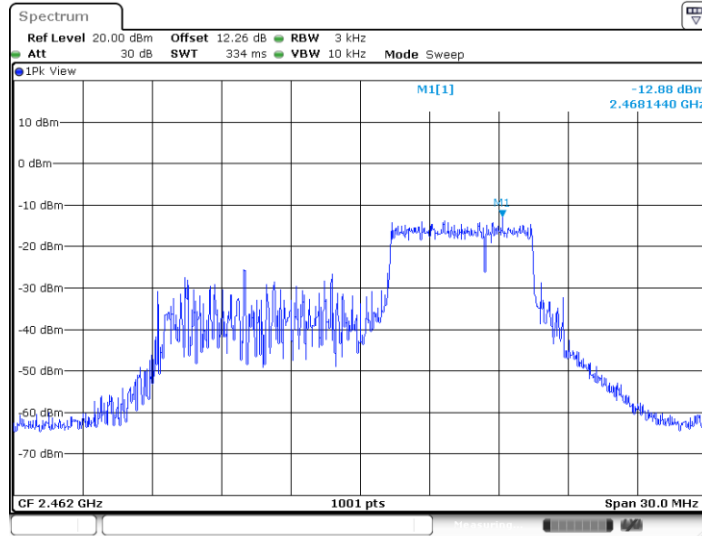


11BE20MIMO_Ant10_2412_106Tone+26Tone_RU53+RU4

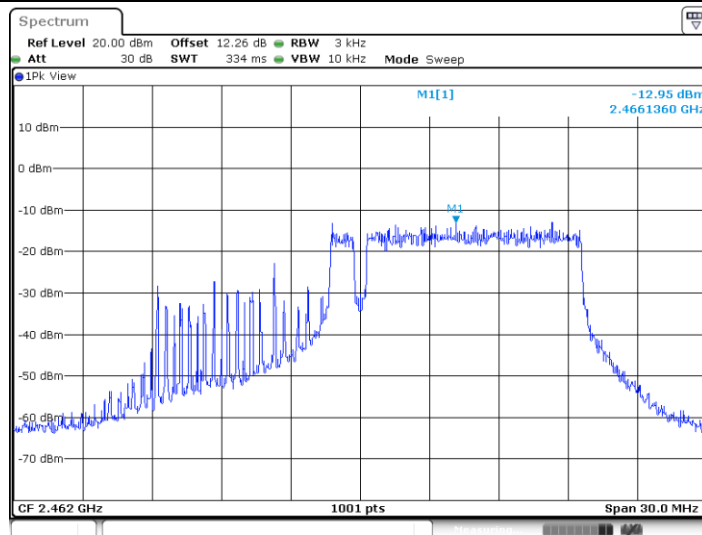




11BE20MIMO_Ant9_2462_52Tone+26Tone_RU40+RU6

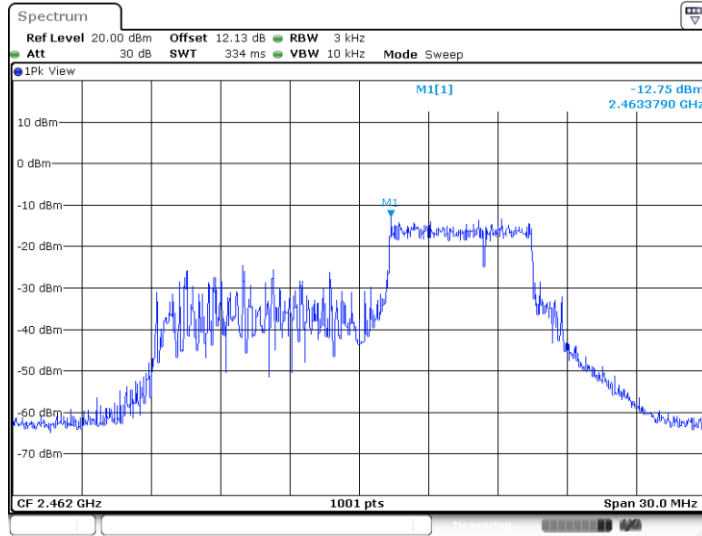


11BE20MIMO_Ant9_2462_106Tone+26Tone_RU54+RU4

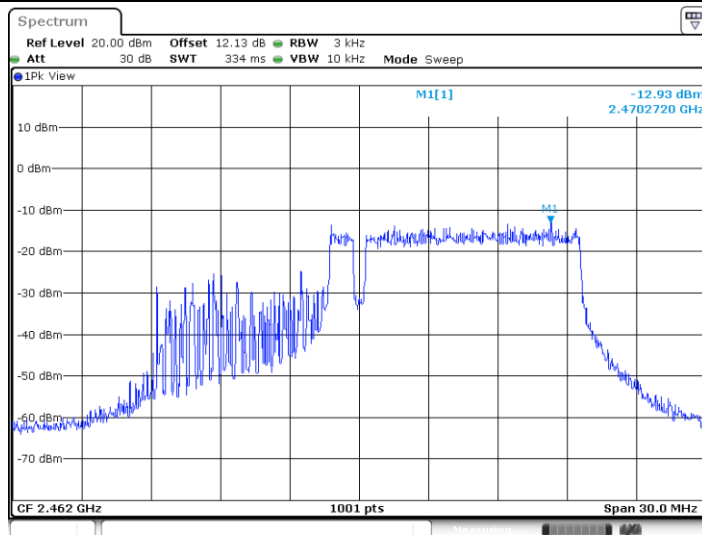




11BE20MIMO_Ant10_2462_52Tone+26Tone_RU40+RU6



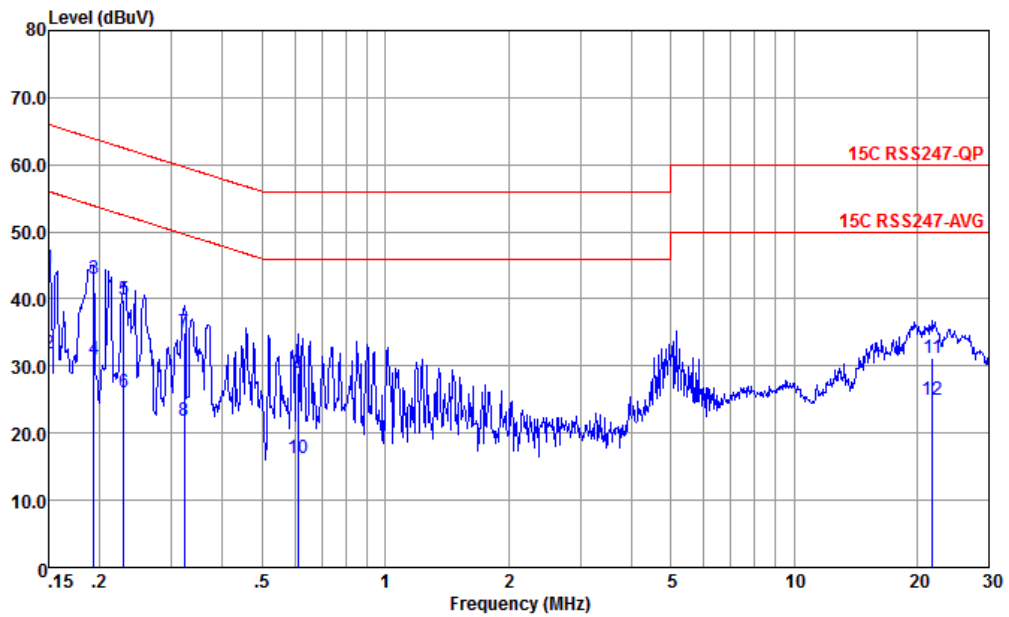
11BE20MIMO_Ant10_2462_106Tone+26Tone_RU54+RU4





Appendix B. AC Conducted Emission Test Results

Test Engineer :	Amos Zhang	Temperature :	25.3~26.2°C
		Relative Humidity :	38~40%
Test Voltage :	120Vac / 60Hz	Phase :	Line
Remark :	All emissions not reported here are more than 10 dB below the prescribed limit.		

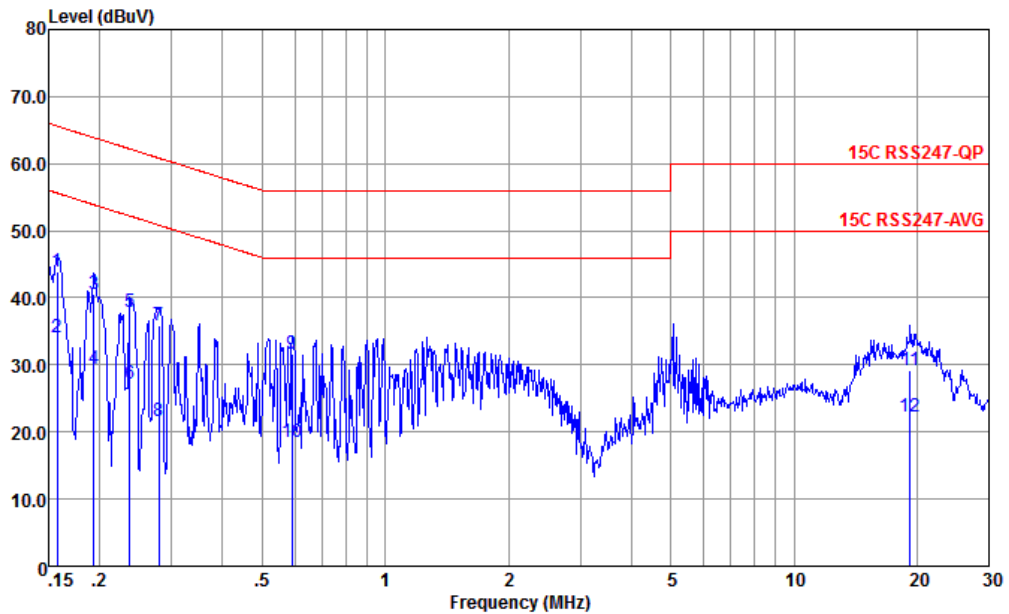


Site : CO01-KS
 Condition : 15C RSS247-QP LISN-060105-L 2023 LINE

	Freq	Level	Over	Limit	Read	LISN	Cable	Remark
	MHz	dBuV	Limit	Line	Level	Factor	Loss	
			dB	dBuV	dBuV	dB	dB	
1	0.150	44.67	-21.33	66.00	34.20	0.05	10.42	QP
2	0.150	31.77	-24.23	56.00	21.30	0.05	10.42	Average
3 *	0.193	42.94	-20.95	63.89	32.50	0.03	10.41	QP
4	0.193	31.04	-22.85	53.89	20.60	0.03	10.41	Average
5	0.229	39.92	-22.56	62.48	29.51	0.03	10.38	QP
6	0.229	26.02	-26.46	52.48	15.61	0.03	10.38	Average
7	0.322	34.95	-24.71	59.66	24.60	0.03	10.32	QP
8	0.322	21.85	-27.81	49.66	11.50	0.03	10.32	Average
9	0.611	28.92	-27.08	56.00	18.80	-0.05	10.17	QP
10	0.611	16.32	-29.68	46.00	6.20	-0.05	10.17	Average
11	21.830	31.28	-28.72	60.00	20.19	-0.33	11.42	QP
12	21.830	24.98	-25.02	50.00	13.89	-0.33	11.42	Average



Test Engineer :	Amos Zhang	Temperature :	25.3~26.2°C
		Relative Humidity :	38~40%
Test Voltage :	120Vac / 60Hz	Phase :	Neutral
Remark :	All emissions not reported here are more than 10 dB below the prescribed limit.		



Site : CO01-KS
 Condition : 15C RSS247-QP LISN-060105-N 2023 NEUTRAL

	Freq	Level	Over	Limit	Read	LISN	Cable	Remark
	MHz	dBuV	Limit	Line	Level	Factor	Loss	
			dB	dBuV	dBuV	dB	dB	
1	0.157	43.96	-21.64	65.60	33.50	0.04	10.42	QP
2 *	0.157	34.06	-21.54	55.60	23.60	0.04	10.42	Average
3	0.193	40.66	-23.23	63.89	30.20	0.05	10.41	QP
4	0.193	29.36	-24.53	53.89	18.90	0.05	10.41	Average
5	0.237	37.99	-24.23	62.22	27.60	0.01	10.38	QP
6	0.237	27.19	-25.03	52.22	16.80	0.01	10.38	Average
7	0.279	35.82	-25.03	60.85	25.49	-0.02	10.35	QP
8	0.279	21.62	-29.23	50.85	11.29	-0.02	10.35	Average
9	0.592	31.61	-24.39	56.00	21.50	-0.07	10.18	QP
10	0.592	18.41	-27.59	46.00	8.30	-0.07	10.18	Average
11	19.224	29.28	-30.72	60.00	18.21	-0.25	11.32	QP
12	19.224	22.38	-27.62	50.00	11.31	-0.25	11.32	Average

Note:

- Level(dBμV) = Read Level(dBμV) + LISN Factor(dB) + Cable Loss(dB)
- Over Limit(dB) = Level(dBμV) – Limit Line(dBμV)



Appendix C. Radiated Spurious Emission Test Data

Test Engineer :	Carl Ni	Relative Humidity :	22 ~ 23°C
		Temperature :	41 ~ 42%

Radiated Spurious Emission Test Modes

Mode	Band (MHz)	Antenna	Modulation	Ch.	Frequency	Data Rate	RU	Remark
Mode 1	2400-2483.5	CDD 9+10	802.11b	01	2412	1Mbps	-	-
Mode 2	2400-2483.5	CDD 9+10	802.11b	06	2437	1Mbps	-	-
Mode 3	2400-2483.5	CDD 9+10	802.11b	11	2462	1Mbps	-	-
Mode 4	2400-2483.5	CDD 9+10	802.11g	01	2412	6Mbps	-	-
Mode 5	2400-2483.5	CDD 9+10	802.11g	06	2437	6Mbps	-	-
Mode 6	2400-2483.5	CDD 9+10	802.11g	11	2462	6Mbps	-	-
Mode 7	2400-2483.5	CDD 9+10	802.11be EHT20	01	2412	MCS0	Full RU	-
Mode 8	2400-2483.5	CDD 9+10	802.11be EHT20	06	2437	MCS0	Full RU	-
Mode 9	2400-2483.5	CDD 9+10	802.11be EHT20	11	2462	MCS0	Full RU	-
Mode 10	2400-2483.5	CDD 9+10	802.11be EHT40	03	2422	MCS0	Full RU	-
Mode 11	2400-2483.5	CDD 9+10	802.11be EHT40	06	2437	MCS0	Full RU	-
Mode 12	2400-2483.5	CDD 9+10	802.11be EHT40	09	2452	MCS0	Full RU	-
Mode 13	2400-2483.5	CDD 9+10	802.11be EHT20	01	2412	MCS0	Single RU 52/37	-
Mode 14	2400-2483.5	CDD 9+10	802.11be EHT20	11	2462	MCS0	Single RU 106/54	-
Mode 15	2400-2483.5	CDD 9+10	802.11be EHT20	01	2412	MCS0	Small RU 37+2	-
Mode 16	2400-2483.5	CDD 9+10	802.11be EHT20	11	2462	MCS0	Small RU 54+4	-



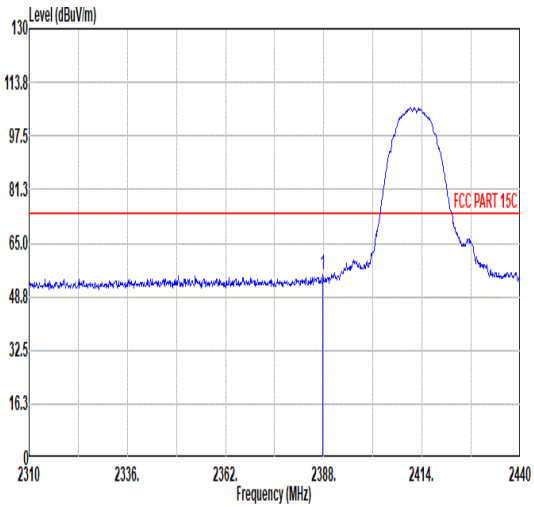
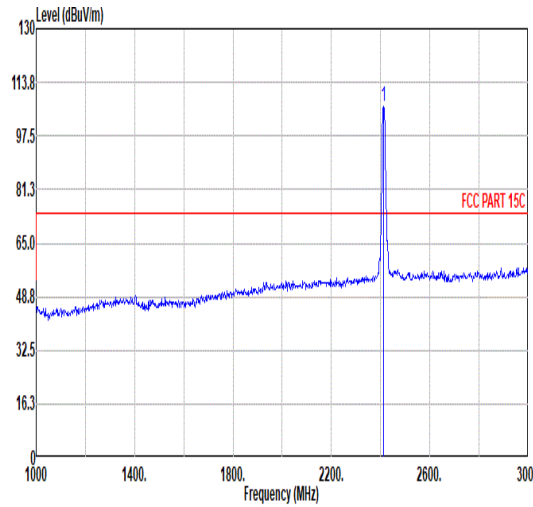
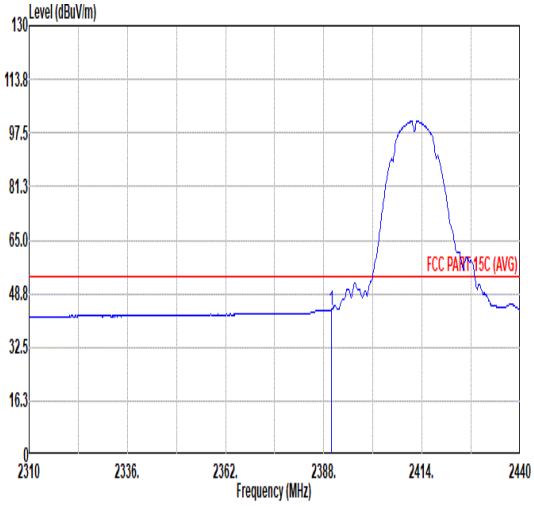
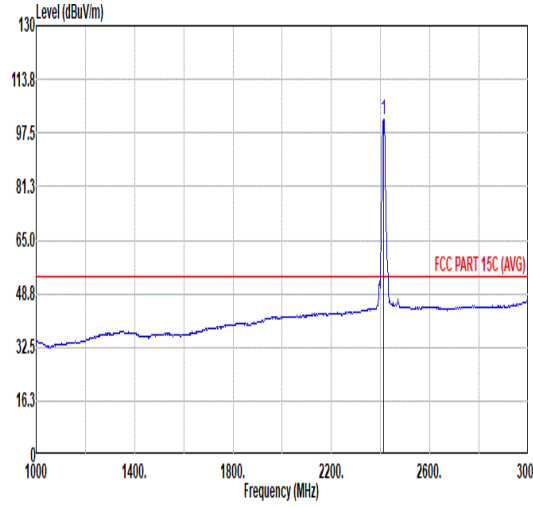
Summary of each worse mode

Mode	Modulation	Ch.	Freq. (MHz)	Level (dBuV/m)	Limit (dBuV/m)	Margin (dB)	Pol.	Peak Avg.	Result	Remark
1	802.11b	01	2389.95	44.10	54.00	-9.90	H	AVERAGE	Pass	Band Edge
1	802.11b	01	4824.00	39.84	74.00	-34.16	V	PEAK	Pass	Harmonic
2	802.11b	06	-	-	-	-	-	-	-	Band Edge
2	802.11b	06	7311.00	43.01	74.00	-30.99	V	PEAK	Pass	Harmonic
3	802.11b	11	2486.50	44.30	54.00	-9.70	H	AVERAGE	Pass	Band Edge
3	802.11b	11	7386.00	43.40	74.00	-30.60	H	PEAK	Pass	Harmonic
4	802.11g	01	2389.95	49.31	54.00	-4.69	H	AVERAGE	Pass	Band Edge
4	802.11g	01	4824.00	38.93	74.00	-35.07	H	PEAK	Pass	Harmonic
5	802.11g	06	-	-	-	-	-	-	-	Band Edge
5	802.11g	06	7311.00	43.52	74.00	-30.48	H	PEAK	Pass	Harmonic
6	802.11g	11	2484.04	48.89	54.00	-5.11	H	AVERAGE	Pass	Band Edge
6	802.11g	11	7386.00	44.25	74.00	-29.75	V	PEAK	Pass	Harmonic
7	802.11be EHT20	01	2389.95	49.24	54.00	-4.76	V	AVERAGE	Pass	Band Edge
7	802.11be EHT20	01	4824.00	39.16	74.00	-34.84	H	PEAK	Pass	Harmonic
8	802.11be EHT20	06	-	-	-	-	-	-	-	Band Edge
8	802.11be EHT20	06	7311.00	42.58	74.00	-31.42	V	PEAK	Pass	Harmonic
9	802.11be EHT20	11	2483.50	50.67	54.00	-3.33	V	AVERAGE	Pass	Band Edge
9	802.11be EHT20	11	7386.00	44.78	74.00	-29.22	V	PEAK	Pass	Harmonic
10	802.11be EHT40	03	2389.95	49.16	54.00	-4.84	H	AVERAGE	Pass	Band Edge
10	802.11be EHT40	03	7266.00	43.39	74.00	-30.61	V	PEAK	Pass	Harmonic
11	802.11be EHT40	06	2484.40	48.52	54.00	-5.48	H	AVERAGE	Pass	Band Edge
11	802.11be EHT40	06	7311.00	43.07	74.00	-30.93	V	PEAK	Pass	Harmonic
12	802.11be EHT40	09	2483.50	50.02	54.00	-3.98	H	AVERAGE	Pass	Band Edge
12	802.11be EHT40	09	7356.00	43.37	74.00	-30.63	H	PEAK	Pass	Harmonic
13	802.11be EHT20	01	2389.56	44.75	54.00	-9.25	V	AVERAGE	Pass	Band Edge
13	802.11be EHT20	01	-	-	-	-	-	-	-	Harmonic
14	802.11be EHT20	11	2499.22	44.70	54.00	-9.30	H	AVERAGE	Pass	Band Edge
14	802.11be EHT20	11	-	-	-	-	-	-	-	Harmonic
15	802.11be EHT20	01	2388.65	44.45	54.00	-9.55	H	AVERAGE	Pass	Band Edge
15	802.11be EHT20	01	-	-	-	-	-	-	-	Harmonic
16	802.11be EHT20	11	2483.68	44.56	54.00	-9.44	H	AVERAGE	Pass	Band Edge
16	802.11be EHT20	11	-	-	-	-	-	-	-	Harmonic



1																																										
Mode	Band Edge																																									
2400-2483.5_802.11b_CH01_2412MHz																																										
ANT	CDD 9+10																																									
Pol.	Horizontal																																									
Peak	<p>Level (dBuV/m) vs Frequency (MHz) plot showing a peak at 2412 MHz. The y-axis ranges from 0 to 130 dBuV/m, and the x-axis ranges from 2310 to 2440 MHz. A red horizontal line indicates the FCC PART 15C limit at approximately 74 dBuV/m.</p> <table border="1"> <thead> <tr> <th>Limit</th> <th>Read</th> <th>Ant</th> <th>Cable</th> <th>Preamp</th> <th>Aux</th> <th>APos</th> <th>TPos</th> <th>Remark</th> </tr> <tr> <th>Freq</th> <th>Level</th> <th>Line Margin</th> <th>Level Factor</th> <th>Loss Factor</th> <th>Factor</th> <th></th> <th></th> <th></th> </tr> <tr> <th>MHz</th> <th>dBuV/m</th> <th>dBuV/m</th> <th>dB</th> <th>dBuV</th> <th>dB/m</th> <th>dB</th> <th>dB</th> <th>cm</th> <th>deg</th> </tr> </thead> <tbody> <tr> <td>1</td> <td>2326.90</td> <td>55.24</td> <td>74.00</td> <td>-18.76</td> <td>39.50</td> <td>32.12</td> <td>8.56</td> <td>30.94</td> <td>6.00</td> <td>140</td> <td>0</td> <td>PEAK</td> </tr> </tbody> </table>	Limit	Read	Ant	Cable	Preamp	Aux	APos	TPos	Remark	Freq	Level	Line Margin	Level Factor	Loss Factor	Factor				MHz	dBuV/m	dBuV/m	dB	dBuV	dB/m	dB	dB	cm	deg	1	2326.90	55.24	74.00	-18.76	39.50	32.12	8.56	30.94	6.00	140	0	PEAK
	Limit	Read	Ant	Cable	Preamp	Aux	APos	TPos	Remark																																	
Freq	Level	Line Margin	Level Factor	Loss Factor	Factor																																					
MHz	dBuV/m	dBuV/m	dB	dBuV	dB/m	dB	dB	cm	deg																																	
1	2326.90	55.24	74.00	-18.76	39.50	32.12	8.56	30.94	6.00	140	0	PEAK																														
<p>Level (dBuV/m) vs Frequency (MHz) plot showing a sharp peak at 2412 MHz. The y-axis ranges from 0 to 130 dBuV/m, and the x-axis ranges from 1000 to 3000 MHz. A red horizontal line indicates the FCC PART 15C limit at approximately 74 dBuV/m.</p> <table border="1"> <thead> <tr> <th>Limit</th> <th>Read</th> <th>Ant</th> <th>Cable</th> <th>Preamp</th> <th>Aux</th> <th>APos</th> <th>TPos</th> <th>Remark</th> </tr> <tr> <th>Freq</th> <th>Level</th> <th>Line Margin</th> <th>Level Factor</th> <th>Loss Factor</th> <th>Factor</th> <th></th> <th></th> <th></th> </tr> <tr> <th>MHz</th> <th>dBuV/m</th> <th>dBuV/m</th> <th>dB</th> <th>dBuV</th> <th>dB/m</th> <th>dB</th> <th>dB</th> <th>cm</th> <th>deg</th> </tr> </thead> <tbody> <tr> <td>1</td> <td>2412.00</td> <td>108.88</td> <td>-----</td> <td>-----</td> <td>92.60</td> <td>32.40</td> <td>8.82</td> <td>30.94</td> <td>6.00</td> <td>140</td> <td>0</td> <td>PEAK</td> </tr> </tbody> </table>	Limit	Read	Ant	Cable	Preamp	Aux	APos	TPos	Remark	Freq	Level	Line Margin	Level Factor	Loss Factor	Factor				MHz	dBuV/m	dBuV/m	dB	dBuV	dB/m	dB	dB	cm	deg	1	2412.00	108.88	-----	-----	92.60	32.40	8.82	30.94	6.00	140	0	PEAK	
Limit	Read	Ant	Cable	Preamp	Aux	APos	TPos	Remark																																		
Freq	Level	Line Margin	Level Factor	Loss Factor	Factor																																					
MHz	dBuV/m	dBuV/m	dB	dBuV	dB/m	dB	dB	cm	deg																																	
1	2412.00	108.88	-----	-----	92.60	32.40	8.82	30.94	6.00	140	0	PEAK																														
Avg	<p>Level (dBuV/m) vs Frequency (MHz) plot showing the average spectrum. The y-axis ranges from 0 to 130 dBuV/m, and the x-axis ranges from 2310 to 2440 MHz. A red horizontal line indicates the FCC PART 15C (AVG) limit at approximately 54 dBuV/m.</p> <table border="1"> <thead> <tr> <th>Limit</th> <th>Read</th> <th>Ant</th> <th>Cable</th> <th>Preamp</th> <th>Aux</th> <th>APos</th> <th>TPos</th> <th>Remark</th> </tr> <tr> <th>Freq</th> <th>Level</th> <th>Line Margin</th> <th>Level Factor</th> <th>Loss Factor</th> <th>Factor</th> <th></th> <th></th> <th></th> </tr> <tr> <th>MHz</th> <th>dBuV/m</th> <th>dBuV/m</th> <th>dB</th> <th>dBuV</th> <th>dB/m</th> <th>dB</th> <th>dB</th> <th>cm</th> <th>deg</th> </tr> </thead> <tbody> <tr> <td>1</td> <td>2389.95</td> <td>44.10</td> <td>54.00</td> <td>-9.90</td> <td>27.87</td> <td>32.38</td> <td>8.78</td> <td>30.93</td> <td>6.00</td> <td>140</td> <td>0</td> <td>AVERAGE</td> </tr> </tbody> </table>	Limit	Read	Ant	Cable	Preamp	Aux	APos	TPos	Remark	Freq	Level	Line Margin	Level Factor	Loss Factor	Factor				MHz	dBuV/m	dBuV/m	dB	dBuV	dB/m	dB	dB	cm	deg	1	2389.95	44.10	54.00	-9.90	27.87	32.38	8.78	30.93	6.00	140	0	AVERAGE
	Limit	Read	Ant	Cable	Preamp	Aux	APos	TPos	Remark																																	
Freq	Level	Line Margin	Level Factor	Loss Factor	Factor																																					
MHz	dBuV/m	dBuV/m	dB	dBuV	dB/m	dB	dB	cm	deg																																	
1	2389.95	44.10	54.00	-9.90	27.87	32.38	8.78	30.93	6.00	140	0	AVERAGE																														
<p>Level (dBuV/m) vs Frequency (MHz) plot showing the average spectrum. The y-axis ranges from 0 to 130 dBuV/m, and the x-axis ranges from 1000 to 3000 MHz. A red horizontal line indicates the FCC PART 15C (AVG) limit at approximately 54 dBuV/m.</p> <table border="1"> <thead> <tr> <th>Limit</th> <th>Read</th> <th>Ant</th> <th>Cable</th> <th>Preamp</th> <th>Aux</th> <th>APos</th> <th>TPos</th> <th>Remark</th> </tr> <tr> <th>Freq</th> <th>Level</th> <th>Line Margin</th> <th>Level Factor</th> <th>Loss Factor</th> <th>Factor</th> <th></th> <th></th> <th></th> </tr> <tr> <th>MHz</th> <th>dBuV/m</th> <th>dBuV/m</th> <th>dB</th> <th>dBuV</th> <th>dB/m</th> <th>dB</th> <th>dB</th> <th>cm</th> <th>deg</th> </tr> </thead> <tbody> <tr> <td>1</td> <td>2412.00</td> <td>103.86</td> <td>-----</td> <td>-----</td> <td>87.58</td> <td>32.40</td> <td>8.82</td> <td>30.94</td> <td>6.00</td> <td>140</td> <td>0</td> <td>AVERAGE</td> </tr> </tbody> </table>	Limit	Read	Ant	Cable	Preamp	Aux	APos	TPos	Remark	Freq	Level	Line Margin	Level Factor	Loss Factor	Factor				MHz	dBuV/m	dBuV/m	dB	dBuV	dB/m	dB	dB	cm	deg	1	2412.00	103.86	-----	-----	87.58	32.40	8.82	30.94	6.00	140	0	AVERAGE	
Limit	Read	Ant	Cable	Preamp	Aux	APos	TPos	Remark																																		
Freq	Level	Line Margin	Level Factor	Loss Factor	Factor																																					
MHz	dBuV/m	dBuV/m	dB	dBuV	dB/m	dB	dB	cm	deg																																	
1	2412.00	103.86	-----	-----	87.58	32.40	8.82	30.94	6.00	140	0	AVERAGE																														



	1																																																																																			
Mode	Band Edge																																																																																			
	2400-2483.5_802.11b_CH01_2412MHz																																																																																			
ANT	CDD 9+10																																																																																			
Pol.	Vertical	Fundamental																																																																																		
Peak	 <p>Level (dBuV/m)</p> <p>Frequency (MHz)</p> <p>FCC PART 15C</p> <table border="1"> <thead> <tr> <th>Limit</th> <th>Read</th> <th>Ant</th> <th>Cable</th> <th>Preamp</th> <th>Aux</th> <th>APos</th> <th>TPos</th> <th>Remark</th> </tr> <tr> <th>Freq</th> <th>Level</th> <th>Line Margin</th> <th>Level Factor</th> <th>Loss Factor</th> <th>Factor</th> <th></th> <th></th> <th></th> </tr> <tr> <th>MHz</th> <th>dBuV/m</th> <th>dBuV/m</th> <th>dB</th> <th>dBuV</th> <th>dB/m</th> <th>dB</th> <th>dB</th> <th>cm</th> <th>deg</th> </tr> </thead> <tbody> <tr> <td>1</td> <td>2387.74</td> <td>55.59</td> <td>74.00</td> <td>-18.41</td> <td>39.37</td> <td>32.38</td> <td>8.77</td> <td>30.93</td> <td>6.00</td> <td>374</td> <td>242</td> <td>PEAK</td> </tr> </tbody> </table>	Limit	Read	Ant	Cable	Preamp	Aux	APos	TPos	Remark	Freq	Level	Line Margin	Level Factor	Loss Factor	Factor				MHz	dBuV/m	dBuV/m	dB	dBuV	dB/m	dB	dB	cm	deg	1	2387.74	55.59	74.00	-18.41	39.37	32.38	8.77	30.93	6.00	374	242	PEAK	 <p>Level (dBuV/m)</p> <p>Frequency (MHz)</p> <p>FCC PART 15C</p> <table border="1"> <thead> <tr> <th>Limit</th> <th>Read</th> <th>Ant</th> <th>Cable</th> <th>Preamp</th> <th>Aux</th> <th>APos</th> <th>TPos</th> <th>Remark</th> </tr> <tr> <th>Freq</th> <th>Level</th> <th>Line Margin</th> <th>Level Factor</th> <th>Loss Factor</th> <th>Factor</th> <th></th> <th></th> <th></th> </tr> <tr> <th>MHz</th> <th>dBuV/m</th> <th>dBuV/m</th> <th>dB</th> <th>dBuV</th> <th>dB/m</th> <th>dB</th> <th>dB</th> <th>cm</th> <th>deg</th> </tr> </thead> <tbody> <tr> <td>1</td> <td>2412.00</td> <td>106.36</td> <td>-----</td> <td>-----</td> <td>90.08</td> <td>32.40</td> <td>8.82</td> <td>30.94</td> <td>6.00</td> <td>374</td> <td>242</td> <td>PEAK</td> </tr> </tbody> </table>	Limit	Read	Ant	Cable	Preamp	Aux	APos	TPos	Remark	Freq	Level	Line Margin	Level Factor	Loss Factor	Factor				MHz	dBuV/m	dBuV/m	dB	dBuV	dB/m	dB	dB	cm	deg	1	2412.00	106.36	-----	-----	90.08	32.40	8.82	30.94	6.00	374	242	PEAK
	Limit	Read	Ant	Cable	Preamp	Aux	APos	TPos	Remark																																																																											
Freq	Level	Line Margin	Level Factor	Loss Factor	Factor																																																																															
MHz	dBuV/m	dBuV/m	dB	dBuV	dB/m	dB	dB	cm	deg																																																																											
1	2387.74	55.59	74.00	-18.41	39.37	32.38	8.77	30.93	6.00	374	242	PEAK																																																																								
Limit	Read	Ant	Cable	Preamp	Aux	APos	TPos	Remark																																																																												
Freq	Level	Line Margin	Level Factor	Loss Factor	Factor																																																																															
MHz	dBuV/m	dBuV/m	dB	dBuV	dB/m	dB	dB	cm	deg																																																																											
1	2412.00	106.36	-----	-----	90.08	32.40	8.82	30.94	6.00	374	242	PEAK																																																																								
Avg	 <p>Level (dBuV/m)</p> <p>Frequency (MHz)</p> <p>FCC PART 15C (AVG)</p> <table border="1"> <thead> <tr> <th>Limit</th> <th>Read</th> <th>Ant</th> <th>Cable</th> <th>Preamp</th> <th>Aux</th> <th>APos</th> <th>TPos</th> <th>Remark</th> </tr> <tr> <th>Freq</th> <th>Level</th> <th>Line Margin</th> <th>Level Factor</th> <th>Loss Factor</th> <th>Factor</th> <th></th> <th></th> <th></th> </tr> <tr> <th>MHz</th> <th>dBuV/m</th> <th>dBuV/m</th> <th>dB</th> <th>dBuV</th> <th>dB/m</th> <th>dB</th> <th>dB</th> <th>cm</th> <th>deg</th> </tr> </thead> <tbody> <tr> <td>1</td> <td>2389.95</td> <td>43.88</td> <td>54.00</td> <td>-10.12</td> <td>27.65</td> <td>32.38</td> <td>8.78</td> <td>30.93</td> <td>6.00</td> <td>374</td> <td>242</td> <td>AVERAGE</td> </tr> </tbody> </table>	Limit	Read	Ant	Cable	Preamp	Aux	APos	TPos	Remark	Freq	Level	Line Margin	Level Factor	Loss Factor	Factor				MHz	dBuV/m	dBuV/m	dB	dBuV	dB/m	dB	dB	cm	deg	1	2389.95	43.88	54.00	-10.12	27.65	32.38	8.78	30.93	6.00	374	242	AVERAGE	 <p>Level (dBuV/m)</p> <p>Frequency (MHz)</p> <p>FCC PART 15C (AVG)</p> <table border="1"> <thead> <tr> <th>Limit</th> <th>Read</th> <th>Ant</th> <th>Cable</th> <th>Preamp</th> <th>Aux</th> <th>APos</th> <th>TPos</th> <th>Remark</th> </tr> <tr> <th>Freq</th> <th>Level</th> <th>Line Margin</th> <th>Level Factor</th> <th>Loss Factor</th> <th>Factor</th> <th></th> <th></th> <th></th> </tr> <tr> <th>MHz</th> <th>dBuV/m</th> <th>dBuV/m</th> <th>dB</th> <th>dBuV</th> <th>dB/m</th> <th>dB</th> <th>dB</th> <th>cm</th> <th>deg</th> </tr> </thead> <tbody> <tr> <td>1</td> <td>2412.00</td> <td>101.41</td> <td>-----</td> <td>-----</td> <td>85.13</td> <td>32.40</td> <td>8.82</td> <td>30.94</td> <td>6.00</td> <td>374</td> <td>242</td> <td>AVERAGE</td> </tr> </tbody> </table>	Limit	Read	Ant	Cable	Preamp	Aux	APos	TPos	Remark	Freq	Level	Line Margin	Level Factor	Loss Factor	Factor				MHz	dBuV/m	dBuV/m	dB	dBuV	dB/m	dB	dB	cm	deg	1	2412.00	101.41	-----	-----	85.13	32.40	8.82	30.94	6.00	374	242	AVERAGE
	Limit	Read	Ant	Cable	Preamp	Aux	APos	TPos	Remark																																																																											
Freq	Level	Line Margin	Level Factor	Loss Factor	Factor																																																																															
MHz	dBuV/m	dBuV/m	dB	dBuV	dB/m	dB	dB	cm	deg																																																																											
1	2389.95	43.88	54.00	-10.12	27.65	32.38	8.78	30.93	6.00	374	242	AVERAGE																																																																								
Limit	Read	Ant	Cable	Preamp	Aux	APos	TPos	Remark																																																																												
Freq	Level	Line Margin	Level Factor	Loss Factor	Factor																																																																															
MHz	dBuV/m	dBuV/m	dB	dBuV	dB/m	dB	dB	cm	deg																																																																											
1	2412.00	101.41	-----	-----	85.13	32.40	8.82	30.94	6.00	374	242	AVERAGE																																																																								

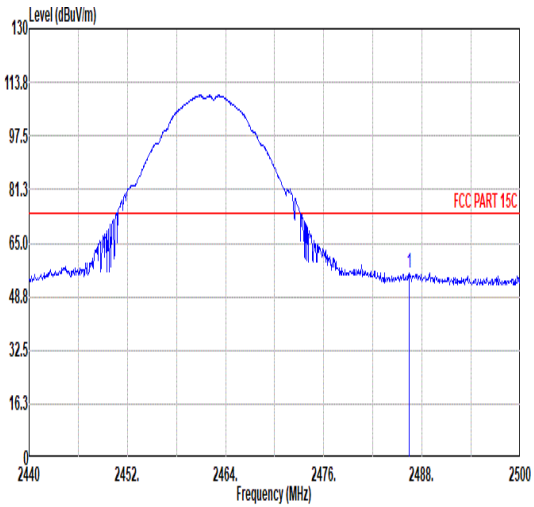
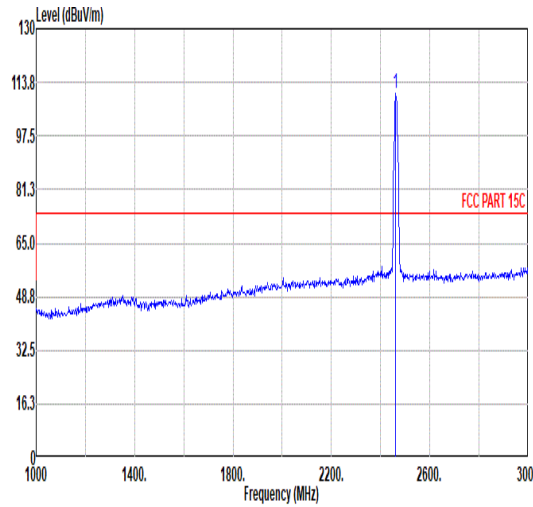
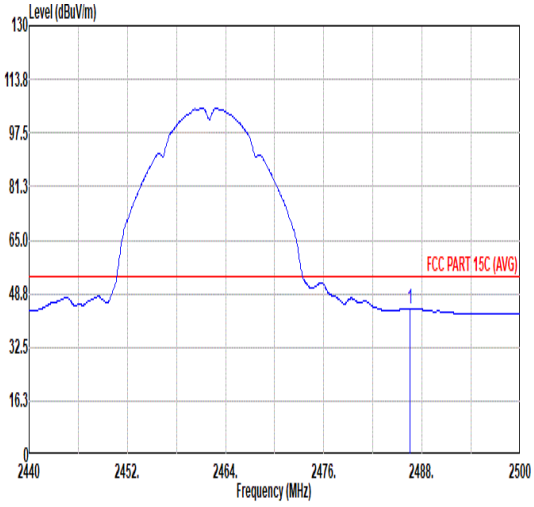
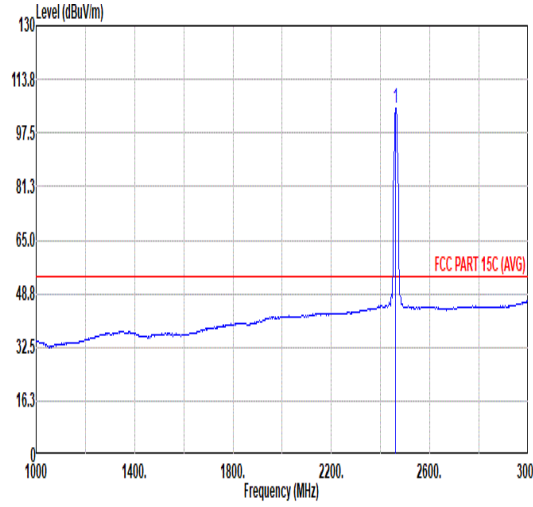


Mode	1																																																																																			
	Harmonic																																																																																			
	2400-2483.5_802.11b_CH01_2412MHz																																																																																			
ANT	CDD 9+10																																																																																			
Pol.	Horizontal	Vertical																																																																																		
Peak Avg	<table border="1"> <thead> <tr> <th>Limit</th> <th>Read</th> <th>Ant</th> <th>Cable</th> <th>Preamp</th> <th>Aux</th> <th>APos</th> <th>TPos</th> <th>Remark</th> </tr> <tr> <th>Freq</th> <th>Level</th> <th>Line Margin</th> <th>Level Factor</th> <th>Loss Factor</th> <th>Factor</th> <th></th> <th></th> <th></th> </tr> <tr> <th>MHz</th> <th>dBuV/m</th> <th>dBuV/m</th> <th>dB</th> <th>dBuV</th> <th>dB/m</th> <th>dB</th> <th>dB</th> <th>cm</th> <th>deg</th> </tr> </thead> <tbody> <tr> <td>1</td> <td>4824.00</td> <td>38.73</td> <td>74.00</td> <td>-35.27</td> <td>57.75</td> <td>34.25</td> <td>12.38</td> <td>65.65</td> <td>0.00</td> <td>--</td> <td>--</td> <td>PEAK</td> </tr> </tbody> </table>	Limit	Read	Ant	Cable	Preamp	Aux	APos	TPos	Remark	Freq	Level	Line Margin	Level Factor	Loss Factor	Factor				MHz	dBuV/m	dBuV/m	dB	dBuV	dB/m	dB	dB	cm	deg	1	4824.00	38.73	74.00	-35.27	57.75	34.25	12.38	65.65	0.00	--	--	PEAK	<table border="1"> <thead> <tr> <th>Limit</th> <th>Read</th> <th>Ant</th> <th>Cable</th> <th>Preamp</th> <th>Aux</th> <th>APos</th> <th>TPos</th> <th>Remark</th> </tr> <tr> <th>Freq</th> <th>Level</th> <th>Line Margin</th> <th>Level Factor</th> <th>Loss Factor</th> <th>Factor</th> <th></th> <th></th> <th></th> </tr> <tr> <th>MHz</th> <th>dBuV/m</th> <th>dBuV/m</th> <th>dB</th> <th>dBuV</th> <th>dB/m</th> <th>dB</th> <th>dB</th> <th>cm</th> <th>deg</th> </tr> </thead> <tbody> <tr> <td>1</td> <td>4824.00</td> <td>39.84</td> <td>74.00</td> <td>-34.16</td> <td>58.86</td> <td>34.25</td> <td>12.38</td> <td>65.65</td> <td>0.00</td> <td>--</td> <td>--</td> <td>PEAK</td> </tr> </tbody> </table>	Limit	Read	Ant	Cable	Preamp	Aux	APos	TPos	Remark	Freq	Level	Line Margin	Level Factor	Loss Factor	Factor				MHz	dBuV/m	dBuV/m	dB	dBuV	dB/m	dB	dB	cm	deg	1	4824.00	39.84	74.00	-34.16	58.86	34.25	12.38	65.65	0.00	--	--	PEAK
	Limit	Read	Ant	Cable	Preamp	Aux	APos	TPos	Remark																																																																											
Freq	Level	Line Margin	Level Factor	Loss Factor	Factor																																																																															
MHz	dBuV/m	dBuV/m	dB	dBuV	dB/m	dB	dB	cm	deg																																																																											
1	4824.00	38.73	74.00	-35.27	57.75	34.25	12.38	65.65	0.00	--	--	PEAK																																																																								
Limit	Read	Ant	Cable	Preamp	Aux	APos	TPos	Remark																																																																												
Freq	Level	Line Margin	Level Factor	Loss Factor	Factor																																																																															
MHz	dBuV/m	dBuV/m	dB	dBuV	dB/m	dB	dB	cm	deg																																																																											
1	4824.00	39.84	74.00	-34.16	58.86	34.25	12.38	65.65	0.00	--	--	PEAK																																																																								

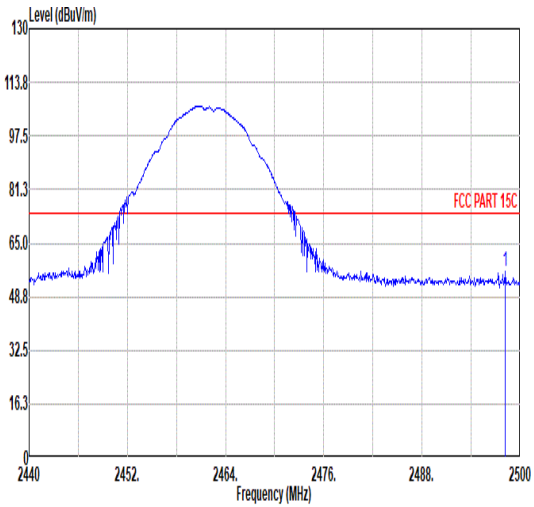
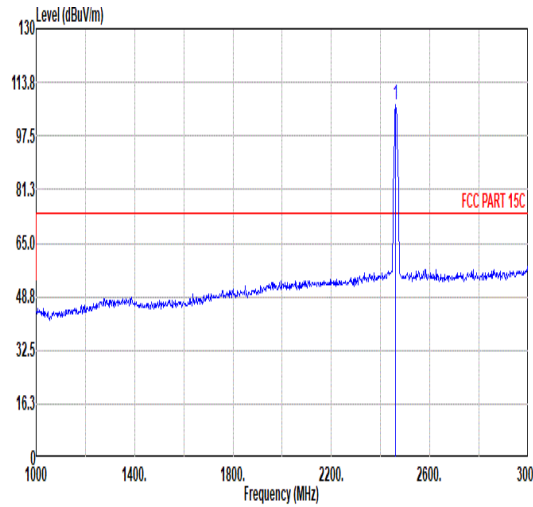
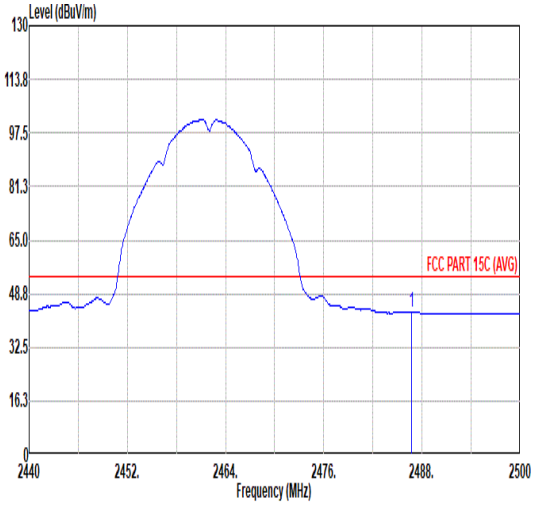
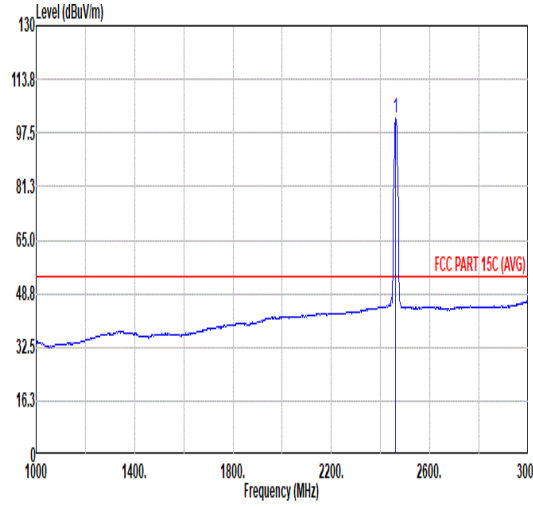


Mode	2																																																																																									
	Harmonic																																																																																									
	2400-2483.5_802.11b_CH06_2437MHz																																																																																									
ANT	CDD 9+10																																																																																									
Pol.	Horizontal	Vertical																																																																																								
Peak Avg	<table border="1"> <thead> <tr> <th>Limit</th> <th>Read</th> <th>Ant</th> <th>Cable</th> <th>Preamp</th> <th>Aux</th> <th>APos</th> <th>TPos</th> <th>Remark</th> </tr> <tr> <th>Freq</th> <th>Level</th> <th>Line Margin</th> <th>Level Factor</th> <th>Loss Factor</th> <th>Loss Factor</th> <th>Factor</th> <th>cm</th> <th>deg</th> </tr> </thead> <tbody> <tr> <td>1</td> <td>4874.00</td> <td>41.57</td> <td>74.00</td> <td>-32.43</td> <td>60.84</td> <td>34.20</td> <td>12.09</td> <td>65.56</td> <td>0.00</td> <td>--</td> <td>--</td> <td>PEAK</td> </tr> <tr> <td>2</td> <td>7311.00</td> <td>42.27</td> <td>74.00</td> <td>-31.73</td> <td>56.35</td> <td>35.00</td> <td>14.95</td> <td>64.83</td> <td>0.00</td> <td>--</td> <td>--</td> <td>PEAK</td> </tr> </tbody> </table>	Limit	Read	Ant	Cable	Preamp	Aux	APos	TPos	Remark	Freq	Level	Line Margin	Level Factor	Loss Factor	Loss Factor	Factor	cm	deg	1	4874.00	41.57	74.00	-32.43	60.84	34.20	12.09	65.56	0.00	--	--	PEAK	2	7311.00	42.27	74.00	-31.73	56.35	35.00	14.95	64.83	0.00	--	--	PEAK	<table border="1"> <thead> <tr> <th>Limit</th> <th>Read</th> <th>Ant</th> <th>Cable</th> <th>Preamp</th> <th>Aux</th> <th>APos</th> <th>TPos</th> <th>Remark</th> </tr> <tr> <th>Freq</th> <th>Level</th> <th>Line Margin</th> <th>Level Factor</th> <th>Loss Factor</th> <th>Loss Factor</th> <th>Factor</th> <th>cm</th> <th>deg</th> </tr> </thead> <tbody> <tr> <td>1</td> <td>4874.00</td> <td>41.39</td> <td>74.00</td> <td>-32.61</td> <td>60.66</td> <td>34.20</td> <td>12.09</td> <td>65.56</td> <td>0.00</td> <td>--</td> <td>--</td> <td>PEAK</td> </tr> <tr> <td>2</td> <td>7311.00</td> <td>43.01</td> <td>74.00</td> <td>-30.99</td> <td>57.09</td> <td>35.80</td> <td>14.95</td> <td>64.83</td> <td>0.00</td> <td>--</td> <td>--</td> <td>PEAK</td> </tr> </tbody> </table>	Limit	Read	Ant	Cable	Preamp	Aux	APos	TPos	Remark	Freq	Level	Line Margin	Level Factor	Loss Factor	Loss Factor	Factor	cm	deg	1	4874.00	41.39	74.00	-32.61	60.66	34.20	12.09	65.56	0.00	--	--	PEAK	2	7311.00	43.01	74.00	-30.99	57.09	35.80	14.95	64.83	0.00	--	--	PEAK
	Limit	Read	Ant	Cable	Preamp	Aux	APos	TPos	Remark																																																																																	
Freq	Level	Line Margin	Level Factor	Loss Factor	Loss Factor	Factor	cm	deg																																																																																		
1	4874.00	41.57	74.00	-32.43	60.84	34.20	12.09	65.56	0.00	--	--	PEAK																																																																														
2	7311.00	42.27	74.00	-31.73	56.35	35.00	14.95	64.83	0.00	--	--	PEAK																																																																														
Limit	Read	Ant	Cable	Preamp	Aux	APos	TPos	Remark																																																																																		
Freq	Level	Line Margin	Level Factor	Loss Factor	Loss Factor	Factor	cm	deg																																																																																		
1	4874.00	41.39	74.00	-32.61	60.66	34.20	12.09	65.56	0.00	--	--	PEAK																																																																														
2	7311.00	43.01	74.00	-30.99	57.09	35.80	14.95	64.83	0.00	--	--	PEAK																																																																														



	3																																																																															
Mode	Band Edge																																																																															
	2400-2483.5_802.11b_CH11_2462MHz																																																																															
ANT	CDD 9+10																																																																															
Pol.	Horizontal	Fundamental																																																																														
Peak	 <p>Level (dBuV/m) vs Frequency (MHz) plot for Horizontal polarization. The plot shows a broad signal between 2440 and 2500 MHz. A red horizontal line indicates the FCC PART 15C limit at approximately 74 dBuV/m. A peak is marked at 2486.44 MHz.</p> <table border="1"> <thead> <tr> <th>Limit</th> <th>Read</th> <th>Ant</th> <th>Cable</th> <th>Preamp</th> <th>Aux</th> <th>APos</th> <th>TPos</th> <th>Remark</th> </tr> <tr> <th>Freq</th> <th>Level</th> <th>Line Margin</th> <th>Level Factor</th> <th>Loss Factor</th> <th>Factor</th> <th>Factor</th> <th></th> <th></th> </tr> <tr> <th>MHz</th> <th>dBuV/m</th> <th>dBuV/m</th> <th>dB</th> <th>dBuV</th> <th>dB/m</th> <th>dB</th> <th>dB</th> <th>cm</th> <th>deg</th> </tr> </thead> <tbody> <tr> <td>1 2486.44</td> <td>55.87</td> <td>74.00</td> <td>-18.13</td> <td>39.56</td> <td>32.40</td> <td>8.88</td> <td>30.97</td> <td>6.00</td> <td>188</td> <td>91 PEAK</td> </tr> </tbody> </table>	Limit	Read	Ant	Cable	Preamp	Aux	APos	TPos	Remark	Freq	Level	Line Margin	Level Factor	Loss Factor	Factor	Factor			MHz	dBuV/m	dBuV/m	dB	dBuV	dB/m	dB	dB	cm	deg	1 2486.44	55.87	74.00	-18.13	39.56	32.40	8.88	30.97	6.00	188	91 PEAK	 <p>Level (dBuV/m) vs Frequency (MHz) plot for Fundamental polarization. The plot shows a sharp peak at 2462.00 MHz. A red horizontal line indicates the FCC PART 15C limit at approximately 74 dBuV/m.</p> <table border="1"> <thead> <tr> <th>Limit</th> <th>Read</th> <th>Ant</th> <th>Cable</th> <th>Preamp</th> <th>Aux</th> <th>APos</th> <th>TPos</th> <th>Remark</th> </tr> <tr> <th>Freq</th> <th>Level</th> <th>Line Margin</th> <th>Level Factor</th> <th>Loss Factor</th> <th>Factor</th> <th>Factor</th> <th></th> <th></th> </tr> <tr> <th>MHz</th> <th>dBuV/m</th> <th>dBuV/m</th> <th>dB</th> <th>dBuV</th> <th>dB/m</th> <th>dB</th> <th>dB</th> <th>cm</th> <th>deg</th> </tr> </thead> <tbody> <tr> <td>1 2462.00</td> <td>110.36</td> <td>-----</td> <td>-----</td> <td>94.03</td> <td>32.40</td> <td>8.89</td> <td>30.96</td> <td>6.00</td> <td>188</td> <td>91 PEAK</td> </tr> </tbody> </table>	Limit	Read	Ant	Cable	Preamp	Aux	APos	TPos	Remark	Freq	Level	Line Margin	Level Factor	Loss Factor	Factor	Factor			MHz	dBuV/m	dBuV/m	dB	dBuV	dB/m	dB	dB	cm	deg	1 2462.00	110.36	-----	-----	94.03	32.40	8.89	30.96	6.00	188	91 PEAK
Limit	Read	Ant	Cable	Preamp	Aux	APos	TPos	Remark																																																																								
Freq	Level	Line Margin	Level Factor	Loss Factor	Factor	Factor																																																																										
MHz	dBuV/m	dBuV/m	dB	dBuV	dB/m	dB	dB	cm	deg																																																																							
1 2486.44	55.87	74.00	-18.13	39.56	32.40	8.88	30.97	6.00	188	91 PEAK																																																																						
Limit	Read	Ant	Cable	Preamp	Aux	APos	TPos	Remark																																																																								
Freq	Level	Line Margin	Level Factor	Loss Factor	Factor	Factor																																																																										
MHz	dBuV/m	dBuV/m	dB	dBuV	dB/m	dB	dB	cm	deg																																																																							
1 2462.00	110.36	-----	-----	94.03	32.40	8.89	30.96	6.00	188	91 PEAK																																																																						
Avg	 <p>Level (dBuV/m) vs Frequency (MHz) plot for Average Horizontal polarization. The plot shows a broad signal between 2440 and 2500 MHz. A red horizontal line indicates the FCC PART 15C (AVG) limit at approximately 54 dBuV/m. A peak is marked at 2486.50 MHz.</p> <table border="1"> <thead> <tr> <th>Limit</th> <th>Read</th> <th>Ant</th> <th>Cable</th> <th>Preamp</th> <th>Aux</th> <th>APos</th> <th>TPos</th> <th>Remark</th> </tr> <tr> <th>Freq</th> <th>Level</th> <th>Line Margin</th> <th>Level Factor</th> <th>Loss Factor</th> <th>Factor</th> <th>Factor</th> <th></th> <th></th> </tr> <tr> <th>MHz</th> <th>dBuV/m</th> <th>dBuV/m</th> <th>dB</th> <th>dBuV</th> <th>dB/m</th> <th>dB</th> <th>dB</th> <th>cm</th> <th>deg</th> </tr> </thead> <tbody> <tr> <td>1 2486.50</td> <td>44.30</td> <td>54.00</td> <td>-9.70</td> <td>27.99</td> <td>32.40</td> <td>8.88</td> <td>30.97</td> <td>6.00</td> <td>188</td> <td>91 AVERAGE</td> </tr> </tbody> </table>	Limit	Read	Ant	Cable	Preamp	Aux	APos	TPos	Remark	Freq	Level	Line Margin	Level Factor	Loss Factor	Factor	Factor			MHz	dBuV/m	dBuV/m	dB	dBuV	dB/m	dB	dB	cm	deg	1 2486.50	44.30	54.00	-9.70	27.99	32.40	8.88	30.97	6.00	188	91 AVERAGE	 <p>Level (dBuV/m) vs Frequency (MHz) plot for Average Fundamental polarization. The plot shows a sharp peak at 2462.00 MHz. A red horizontal line indicates the FCC PART 15C (AVG) limit at approximately 54 dBuV/m.</p> <table border="1"> <thead> <tr> <th>Limit</th> <th>Read</th> <th>Ant</th> <th>Cable</th> <th>Preamp</th> <th>Aux</th> <th>APos</th> <th>TPos</th> <th>Remark</th> </tr> <tr> <th>Freq</th> <th>Level</th> <th>Line Margin</th> <th>Level Factor</th> <th>Loss Factor</th> <th>Factor</th> <th>Factor</th> <th></th> <th></th> </tr> <tr> <th>MHz</th> <th>dBuV/m</th> <th>dBuV/m</th> <th>dB</th> <th>dBuV</th> <th>dB/m</th> <th>dB</th> <th>dB</th> <th>cm</th> <th>deg</th> </tr> </thead> <tbody> <tr> <td>1 2462.00</td> <td>105.21</td> <td>-----</td> <td>-----</td> <td>88.88</td> <td>32.40</td> <td>8.89</td> <td>30.96</td> <td>6.00</td> <td>188</td> <td>91 AVERAGE</td> </tr> </tbody> </table>	Limit	Read	Ant	Cable	Preamp	Aux	APos	TPos	Remark	Freq	Level	Line Margin	Level Factor	Loss Factor	Factor	Factor			MHz	dBuV/m	dBuV/m	dB	dBuV	dB/m	dB	dB	cm	deg	1 2462.00	105.21	-----	-----	88.88	32.40	8.89	30.96	6.00	188	91 AVERAGE
Limit	Read	Ant	Cable	Preamp	Aux	APos	TPos	Remark																																																																								
Freq	Level	Line Margin	Level Factor	Loss Factor	Factor	Factor																																																																										
MHz	dBuV/m	dBuV/m	dB	dBuV	dB/m	dB	dB	cm	deg																																																																							
1 2486.50	44.30	54.00	-9.70	27.99	32.40	8.88	30.97	6.00	188	91 AVERAGE																																																																						
Limit	Read	Ant	Cable	Preamp	Aux	APos	TPos	Remark																																																																								
Freq	Level	Line Margin	Level Factor	Loss Factor	Factor	Factor																																																																										
MHz	dBuV/m	dBuV/m	dB	dBuV	dB/m	dB	dB	cm	deg																																																																							
1 2462.00	105.21	-----	-----	88.88	32.40	8.89	30.96	6.00	188	91 AVERAGE																																																																						

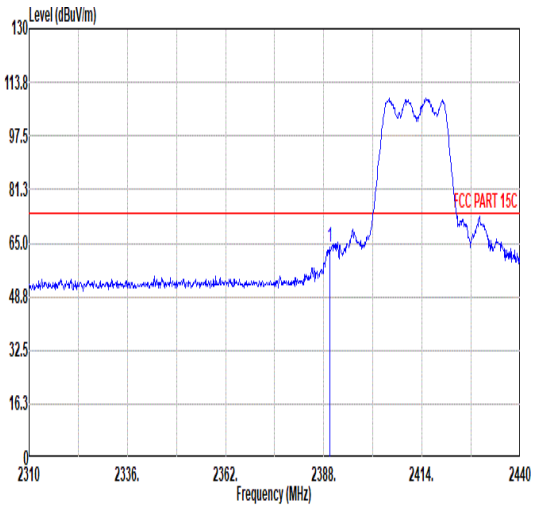
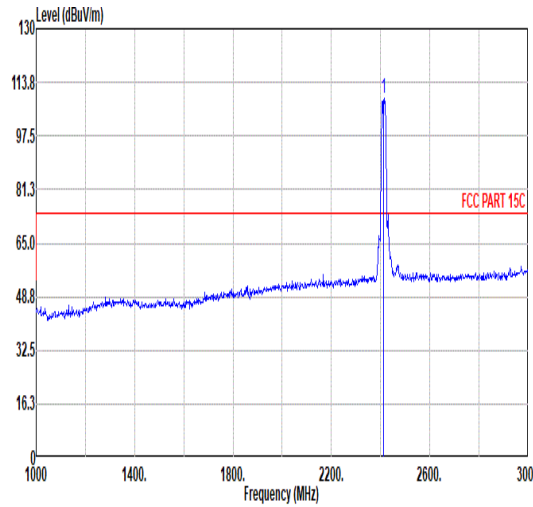
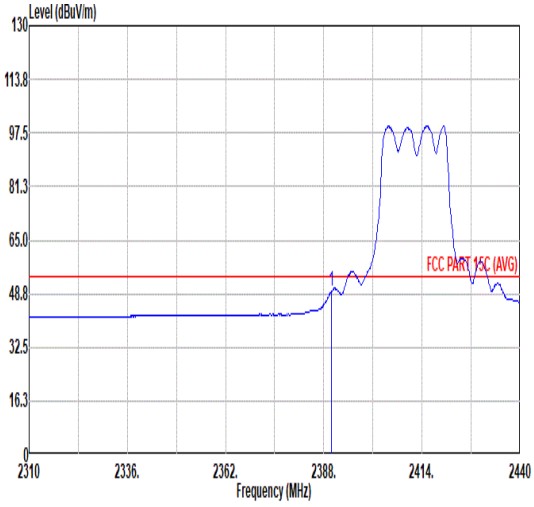
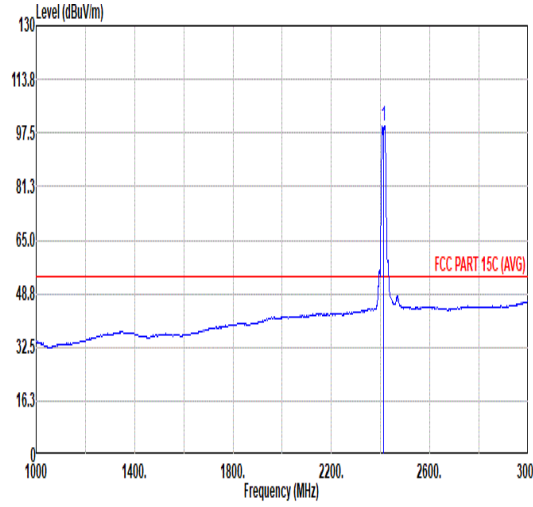


	3																																																																																			
Mode	Band Edge																																																																																			
	2400-2483.5_802.11b_CH11_2462MHz																																																																																			
ANT	CDD 9+10																																																																																			
Pol.	Vertical	Fundamental																																																																																		
Peak	 <table border="1" data-bbox="263 1108 798 1243"> <thead> <tr> <th>Limit</th> <th>Read</th> <th>Ant</th> <th>Cable</th> <th>Preamp</th> <th>Aux</th> <th>APos</th> <th>TPos</th> <th>Remark</th> </tr> <tr> <th>Freq</th> <th>Level</th> <th>Line Margin</th> <th>Level Factor</th> <th>Loss Factor</th> <th>Factor</th> <th></th> <th></th> <th></th> </tr> <tr> <th>MHz</th> <th>dBuV/m</th> <th>dBuV/m</th> <th>dB</th> <th>dBuV</th> <th>dB/m</th> <th>dB</th> <th>dB</th> <th>cm</th> <th>deg</th> </tr> </thead> <tbody> <tr> <td>1</td> <td>2498.20</td> <td>56.47</td> <td>74.00</td> <td>-17.53</td> <td>40.17</td> <td>32.40</td> <td>8.87</td> <td>30.97</td> <td>6.00</td> <td>364</td> <td>319</td> <td>PEAK</td> </tr> </tbody> </table>	Limit	Read	Ant	Cable	Preamp	Aux	APos	TPos	Remark	Freq	Level	Line Margin	Level Factor	Loss Factor	Factor				MHz	dBuV/m	dBuV/m	dB	dBuV	dB/m	dB	dB	cm	deg	1	2498.20	56.47	74.00	-17.53	40.17	32.40	8.87	30.97	6.00	364	319	PEAK	 <table border="1" data-bbox="901 1108 1436 1243"> <thead> <tr> <th>Limit</th> <th>Read</th> <th>Ant</th> <th>Cable</th> <th>Preamp</th> <th>Aux</th> <th>APos</th> <th>TPos</th> <th>Remark</th> </tr> <tr> <th>Freq</th> <th>Level</th> <th>Line Margin</th> <th>Level Factor</th> <th>Loss Factor</th> <th>Factor</th> <th></th> <th></th> <th></th> </tr> <tr> <th>MHz</th> <th>dBuV/m</th> <th>dBuV/m</th> <th>dB</th> <th>dBuV</th> <th>dB/m</th> <th>dB</th> <th>dB</th> <th>cm</th> <th>deg</th> </tr> </thead> <tbody> <tr> <td>1</td> <td>2462.00</td> <td>106.93</td> <td>-----</td> <td>-----</td> <td>90.60</td> <td>32.40</td> <td>8.89</td> <td>30.96</td> <td>6.00</td> <td>364</td> <td>319</td> <td>PEAK</td> </tr> </tbody> </table>	Limit	Read	Ant	Cable	Preamp	Aux	APos	TPos	Remark	Freq	Level	Line Margin	Level Factor	Loss Factor	Factor				MHz	dBuV/m	dBuV/m	dB	dBuV	dB/m	dB	dB	cm	deg	1	2462.00	106.93	-----	-----	90.60	32.40	8.89	30.96	6.00	364	319	PEAK
	Limit	Read	Ant	Cable	Preamp	Aux	APos	TPos	Remark																																																																											
Freq	Level	Line Margin	Level Factor	Loss Factor	Factor																																																																															
MHz	dBuV/m	dBuV/m	dB	dBuV	dB/m	dB	dB	cm	deg																																																																											
1	2498.20	56.47	74.00	-17.53	40.17	32.40	8.87	30.97	6.00	364	319	PEAK																																																																								
Limit	Read	Ant	Cable	Preamp	Aux	APos	TPos	Remark																																																																												
Freq	Level	Line Margin	Level Factor	Loss Factor	Factor																																																																															
MHz	dBuV/m	dBuV/m	dB	dBuV	dB/m	dB	dB	cm	deg																																																																											
1	2462.00	106.93	-----	-----	90.60	32.40	8.89	30.96	6.00	364	319	PEAK																																																																								
Avg	 <table border="1" data-bbox="263 1792 798 1926"> <thead> <tr> <th>Limit</th> <th>Read</th> <th>Ant</th> <th>Cable</th> <th>Preamp</th> <th>Aux</th> <th>APos</th> <th>TPos</th> <th>Remark</th> </tr> <tr> <th>Freq</th> <th>Level</th> <th>Line Margin</th> <th>Level Factor</th> <th>Loss Factor</th> <th>Factor</th> <th></th> <th></th> <th></th> </tr> <tr> <th>MHz</th> <th>dBuV/m</th> <th>dBuV/m</th> <th>dB</th> <th>dBuV</th> <th>dB/m</th> <th>dB</th> <th>dB</th> <th>cm</th> <th>deg</th> </tr> </thead> <tbody> <tr> <td>1</td> <td>2486.68</td> <td>43.13</td> <td>54.00</td> <td>-10.87</td> <td>26.82</td> <td>32.40</td> <td>8.88</td> <td>30.97</td> <td>6.00</td> <td>364</td> <td>319</td> <td>AVERAGE</td> </tr> </tbody> </table>	Limit	Read	Ant	Cable	Preamp	Aux	APos	TPos	Remark	Freq	Level	Line Margin	Level Factor	Loss Factor	Factor				MHz	dBuV/m	dBuV/m	dB	dBuV	dB/m	dB	dB	cm	deg	1	2486.68	43.13	54.00	-10.87	26.82	32.40	8.88	30.97	6.00	364	319	AVERAGE	 <table border="1" data-bbox="901 1792 1436 1926"> <thead> <tr> <th>Limit</th> <th>Read</th> <th>Ant</th> <th>Cable</th> <th>Preamp</th> <th>Aux</th> <th>APos</th> <th>TPos</th> <th>Remark</th> </tr> <tr> <th>Freq</th> <th>Level</th> <th>Line Margin</th> <th>Level Factor</th> <th>Loss Factor</th> <th>Factor</th> <th></th> <th></th> <th></th> </tr> <tr> <th>MHz</th> <th>dBuV/m</th> <th>dBuV/m</th> <th>dB</th> <th>dBuV</th> <th>dB/m</th> <th>dB</th> <th>dB</th> <th>cm</th> <th>deg</th> </tr> </thead> <tbody> <tr> <td>1</td> <td>2462.00</td> <td>102.01</td> <td>-----</td> <td>-----</td> <td>85.68</td> <td>32.40</td> <td>8.89</td> <td>30.96</td> <td>6.00</td> <td>364</td> <td>319</td> <td>AVERAGE</td> </tr> </tbody> </table>	Limit	Read	Ant	Cable	Preamp	Aux	APos	TPos	Remark	Freq	Level	Line Margin	Level Factor	Loss Factor	Factor				MHz	dBuV/m	dBuV/m	dB	dBuV	dB/m	dB	dB	cm	deg	1	2462.00	102.01	-----	-----	85.68	32.40	8.89	30.96	6.00	364	319	AVERAGE
	Limit	Read	Ant	Cable	Preamp	Aux	APos	TPos	Remark																																																																											
Freq	Level	Line Margin	Level Factor	Loss Factor	Factor																																																																															
MHz	dBuV/m	dBuV/m	dB	dBuV	dB/m	dB	dB	cm	deg																																																																											
1	2486.68	43.13	54.00	-10.87	26.82	32.40	8.88	30.97	6.00	364	319	AVERAGE																																																																								
Limit	Read	Ant	Cable	Preamp	Aux	APos	TPos	Remark																																																																												
Freq	Level	Line Margin	Level Factor	Loss Factor	Factor																																																																															
MHz	dBuV/m	dBuV/m	dB	dBuV	dB/m	dB	dB	cm	deg																																																																											
1	2462.00	102.01	-----	-----	85.68	32.40	8.89	30.96	6.00	364	319	AVERAGE																																																																								



Mode	3																																																																																																													
	Harmonic																																																																																																													
	2400-2483.5_802.11b_CH11_2462MHz																																																																																																													
ANT	CDD 9+10																																																																																																													
Pol.	Horizontal	Vertical																																																																																																												
Peak Avg	<table border="1"> <thead> <tr> <th>Limit</th> <th>Read</th> <th>Ant</th> <th>Cable</th> <th>Preamp</th> <th>Aux</th> <th>APos</th> <th>TPos</th> <th>Remark</th> </tr> <tr> <th>Freq</th> <th>Level</th> <th>Line Margin</th> <th>Level</th> <th>Factor</th> <th>Loss Factor</th> <th>Factor</th> <th></th> <th></th> </tr> <tr> <th>MHz</th> <th>dBuV/m</th> <th>dBuV/m</th> <th>dB</th> <th>dBuV</th> <th>dB/m</th> <th>dB</th> <th>dB</th> <th>cm</th> <th>deg</th> </tr> </thead> <tbody> <tr> <td>1</td> <td>4924.00</td> <td>41.21</td> <td>74.00</td> <td>-32.79</td> <td>60.42</td> <td>34.25</td> <td>12.00</td> <td>65.46</td> <td>0.00</td> <td>--</td> <td>--</td> <td>PEAK</td> </tr> <tr> <td>2</td> <td>7386.00</td> <td>43.40</td> <td>74.00</td> <td>-30.60</td> <td>57.77</td> <td>35.00</td> <td>14.87</td> <td>65.04</td> <td>0.00</td> <td>--</td> <td>--</td> <td>PEAK</td> </tr> </tbody> </table>	Limit	Read	Ant	Cable	Preamp	Aux	APos	TPos	Remark	Freq	Level	Line Margin	Level	Factor	Loss Factor	Factor			MHz	dBuV/m	dBuV/m	dB	dBuV	dB/m	dB	dB	cm	deg	1	4924.00	41.21	74.00	-32.79	60.42	34.25	12.00	65.46	0.00	--	--	PEAK	2	7386.00	43.40	74.00	-30.60	57.77	35.00	14.87	65.04	0.00	--	--	PEAK	<table border="1"> <thead> <tr> <th>Limit</th> <th>Read</th> <th>Ant</th> <th>Cable</th> <th>Preamp</th> <th>Aux</th> <th>APos</th> <th>TPos</th> <th>Remark</th> </tr> <tr> <th>Freq</th> <th>Level</th> <th>Line Margin</th> <th>Level</th> <th>Factor</th> <th>Loss Factor</th> <th>Factor</th> <th></th> <th></th> </tr> <tr> <th>MHz</th> <th>dBuV/m</th> <th>dBuV/m</th> <th>dB</th> <th>dBuV</th> <th>dB/m</th> <th>dB</th> <th>dB</th> <th>cm</th> <th>deg</th> </tr> </thead> <tbody> <tr> <td>1</td> <td>4924.00</td> <td>41.22</td> <td>74.00</td> <td>-32.78</td> <td>60.43</td> <td>34.25</td> <td>12.00</td> <td>65.46</td> <td>0.00</td> <td>--</td> <td>--</td> <td>PEAK</td> </tr> <tr> <td>2</td> <td>7386.00</td> <td>42.87</td> <td>74.00</td> <td>-31.13</td> <td>57.24</td> <td>35.80</td> <td>14.87</td> <td>65.04</td> <td>0.00</td> <td>--</td> <td>--</td> <td>PEAK</td> </tr> </tbody> </table>	Limit	Read	Ant	Cable	Preamp	Aux	APos	TPos	Remark	Freq	Level	Line Margin	Level	Factor	Loss Factor	Factor			MHz	dBuV/m	dBuV/m	dB	dBuV	dB/m	dB	dB	cm	deg	1	4924.00	41.22	74.00	-32.78	60.43	34.25	12.00	65.46	0.00	--	--	PEAK	2	7386.00	42.87	74.00	-31.13	57.24	35.80	14.87	65.04	0.00	--	--	PEAK
	Limit	Read	Ant	Cable	Preamp	Aux	APos	TPos	Remark																																																																																																					
Freq	Level	Line Margin	Level	Factor	Loss Factor	Factor																																																																																																								
MHz	dBuV/m	dBuV/m	dB	dBuV	dB/m	dB	dB	cm	deg																																																																																																					
1	4924.00	41.21	74.00	-32.79	60.42	34.25	12.00	65.46	0.00	--	--	PEAK																																																																																																		
2	7386.00	43.40	74.00	-30.60	57.77	35.00	14.87	65.04	0.00	--	--	PEAK																																																																																																		
Limit	Read	Ant	Cable	Preamp	Aux	APos	TPos	Remark																																																																																																						
Freq	Level	Line Margin	Level	Factor	Loss Factor	Factor																																																																																																								
MHz	dBuV/m	dBuV/m	dB	dBuV	dB/m	dB	dB	cm	deg																																																																																																					
1	4924.00	41.22	74.00	-32.78	60.43	34.25	12.00	65.46	0.00	--	--	PEAK																																																																																																		
2	7386.00	42.87	74.00	-31.13	57.24	35.80	14.87	65.04	0.00	--	--	PEAK																																																																																																		



	4																																																																																			
Mode	Band Edge																																																																																			
	2400-2483.5_802.11g_CH01_2412MHz																																																																																			
ANT	CDD 9+10																																																																																			
Pol.	Horizontal	Fundamental																																																																																		
Peak	 <p>Level (dBuV/m)</p> <p>Frequency (MHz)</p> <p>FCC PART 15C</p> <table border="1"> <thead> <tr> <th>Limit</th> <th>Read</th> <th>Ant</th> <th>Cable</th> <th>Preamp</th> <th>Aux</th> <th>APos</th> <th>TPos</th> <th>Remark</th> </tr> <tr> <th>Freq</th> <th>Level</th> <th>Line Margin</th> <th>Level Factor</th> <th>Loss Factor</th> <th>Factor</th> <th></th> <th></th> <th></th> </tr> <tr> <th>MHz</th> <th>dBuV/m</th> <th>dBuV/m</th> <th>dB</th> <th>dBuV</th> <th>dB/m</th> <th>dB</th> <th>dB</th> <th>cm</th> <th>deg</th> </tr> </thead> <tbody> <tr> <td>1</td> <td>2389.56</td> <td>63.78</td> <td>74.00</td> <td>-10.22</td> <td>47.56</td> <td>32.38</td> <td>8.77</td> <td>30.93</td> <td>6.00</td> <td>100</td> <td>105</td> <td>PEAK</td> </tr> </tbody> </table>	Limit	Read	Ant	Cable	Preamp	Aux	APos	TPos	Remark	Freq	Level	Line Margin	Level Factor	Loss Factor	Factor				MHz	dBuV/m	dBuV/m	dB	dBuV	dB/m	dB	dB	cm	deg	1	2389.56	63.78	74.00	-10.22	47.56	32.38	8.77	30.93	6.00	100	105	PEAK	 <p>Level (dBuV/m)</p> <p>Frequency (MHz)</p> <p>FCC PART 15C</p> <table border="1"> <thead> <tr> <th>Limit</th> <th>Read</th> <th>Ant</th> <th>Cable</th> <th>Preamp</th> <th>Aux</th> <th>APos</th> <th>TPos</th> <th>Remark</th> </tr> <tr> <th>Freq</th> <th>Level</th> <th>Line Margin</th> <th>Level Factor</th> <th>Loss Factor</th> <th>Factor</th> <th></th> <th></th> <th></th> </tr> <tr> <th>MHz</th> <th>dBuV/m</th> <th>dBuV/m</th> <th>dB</th> <th>dBuV</th> <th>dB/m</th> <th>dB</th> <th>dB</th> <th>cm</th> <th>deg</th> </tr> </thead> <tbody> <tr> <td>1</td> <td>2412.00</td> <td>108.92</td> <td>-----</td> <td>-----</td> <td>92.63</td> <td>32.40</td> <td>8.83</td> <td>30.94</td> <td>6.00</td> <td>100</td> <td>105</td> <td>PEAK</td> </tr> </tbody> </table>	Limit	Read	Ant	Cable	Preamp	Aux	APos	TPos	Remark	Freq	Level	Line Margin	Level Factor	Loss Factor	Factor				MHz	dBuV/m	dBuV/m	dB	dBuV	dB/m	dB	dB	cm	deg	1	2412.00	108.92	-----	-----	92.63	32.40	8.83	30.94	6.00	100	105	PEAK
Limit	Read	Ant	Cable	Preamp	Aux	APos	TPos	Remark																																																																												
Freq	Level	Line Margin	Level Factor	Loss Factor	Factor																																																																															
MHz	dBuV/m	dBuV/m	dB	dBuV	dB/m	dB	dB	cm	deg																																																																											
1	2389.56	63.78	74.00	-10.22	47.56	32.38	8.77	30.93	6.00	100	105	PEAK																																																																								
Limit	Read	Ant	Cable	Preamp	Aux	APos	TPos	Remark																																																																												
Freq	Level	Line Margin	Level Factor	Loss Factor	Factor																																																																															
MHz	dBuV/m	dBuV/m	dB	dBuV	dB/m	dB	dB	cm	deg																																																																											
1	2412.00	108.92	-----	-----	92.63	32.40	8.83	30.94	6.00	100	105	PEAK																																																																								
Avg	 <p>Level (dBuV/m)</p> <p>Frequency (MHz)</p> <p>FCC PART 15C (AVG)</p> <table border="1"> <thead> <tr> <th>Limit</th> <th>Read</th> <th>Ant</th> <th>Cable</th> <th>Preamp</th> <th>Aux</th> <th>APos</th> <th>TPos</th> <th>Remark</th> </tr> <tr> <th>Freq</th> <th>Level</th> <th>Line Margin</th> <th>Level Factor</th> <th>Loss Factor</th> <th>Factor</th> <th></th> <th></th> <th></th> </tr> <tr> <th>MHz</th> <th>dBuV/m</th> <th>dBuV/m</th> <th>dB</th> <th>dBuV</th> <th>dB/m</th> <th>dB</th> <th>dB</th> <th>cm</th> <th>deg</th> </tr> </thead> <tbody> <tr> <td>1</td> <td>2389.95</td> <td>49.31</td> <td>54.00</td> <td>-4.69</td> <td>33.08</td> <td>32.38</td> <td>8.78</td> <td>30.93</td> <td>6.00</td> <td>100</td> <td>105</td> <td>AVERAGE</td> </tr> </tbody> </table>	Limit	Read	Ant	Cable	Preamp	Aux	APos	TPos	Remark	Freq	Level	Line Margin	Level Factor	Loss Factor	Factor				MHz	dBuV/m	dBuV/m	dB	dBuV	dB/m	dB	dB	cm	deg	1	2389.95	49.31	54.00	-4.69	33.08	32.38	8.78	30.93	6.00	100	105	AVERAGE	 <p>Level (dBuV/m)</p> <p>Frequency (MHz)</p> <p>FCC PART 15C (AVG)</p> <table border="1"> <thead> <tr> <th>Limit</th> <th>Read</th> <th>Ant</th> <th>Cable</th> <th>Preamp</th> <th>Aux</th> <th>APos</th> <th>TPos</th> <th>Remark</th> </tr> <tr> <th>Freq</th> <th>Level</th> <th>Line Margin</th> <th>Level Factor</th> <th>Loss Factor</th> <th>Factor</th> <th></th> <th></th> <th></th> </tr> <tr> <th>MHz</th> <th>dBuV/m</th> <th>dBuV/m</th> <th>dB</th> <th>dBuV</th> <th>dB/m</th> <th>dB</th> <th>dB</th> <th>cm</th> <th>deg</th> </tr> </thead> <tbody> <tr> <td>1</td> <td>2412.00</td> <td>99.75</td> <td>-----</td> <td>-----</td> <td>83.46</td> <td>32.40</td> <td>8.83</td> <td>30.94</td> <td>6.00</td> <td>100</td> <td>105</td> <td>AVERAGE</td> </tr> </tbody> </table>	Limit	Read	Ant	Cable	Preamp	Aux	APos	TPos	Remark	Freq	Level	Line Margin	Level Factor	Loss Factor	Factor				MHz	dBuV/m	dBuV/m	dB	dBuV	dB/m	dB	dB	cm	deg	1	2412.00	99.75	-----	-----	83.46	32.40	8.83	30.94	6.00	100	105	AVERAGE
Limit	Read	Ant	Cable	Preamp	Aux	APos	TPos	Remark																																																																												
Freq	Level	Line Margin	Level Factor	Loss Factor	Factor																																																																															
MHz	dBuV/m	dBuV/m	dB	dBuV	dB/m	dB	dB	cm	deg																																																																											
1	2389.95	49.31	54.00	-4.69	33.08	32.38	8.78	30.93	6.00	100	105	AVERAGE																																																																								
Limit	Read	Ant	Cable	Preamp	Aux	APos	TPos	Remark																																																																												
Freq	Level	Line Margin	Level Factor	Loss Factor	Factor																																																																															
MHz	dBuV/m	dBuV/m	dB	dBuV	dB/m	dB	dB	cm	deg																																																																											
1	2412.00	99.75	-----	-----	83.46	32.40	8.83	30.94	6.00	100	105	AVERAGE																																																																								