

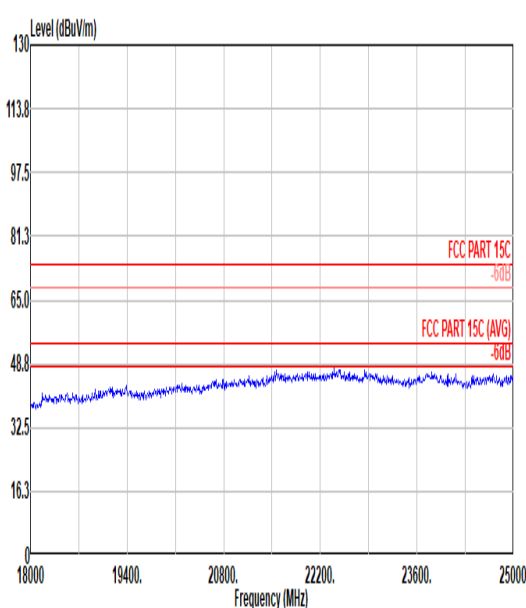
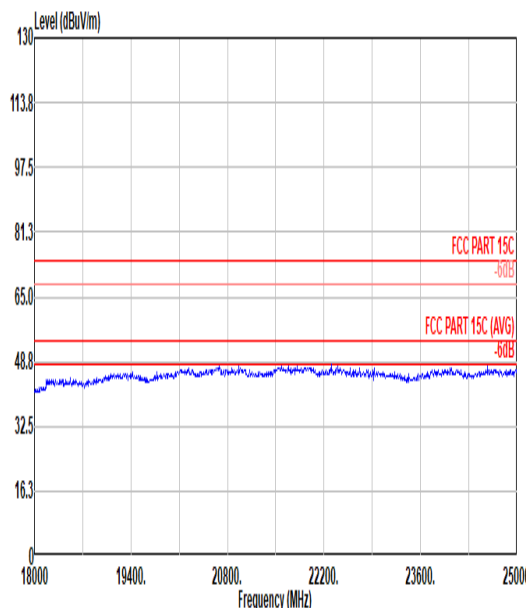


Mode	6																																																																																	
	Band Edge																																																																																	
	2400-2483.5_802.11g_CH11_2462MHz																																																																																	
ANT	CDD 7+16																																																																																	
Pol.	Vertical	Fundamental																																																																																
Peak	<table border="1"> <thead> <tr> <th>Limit</th> <th>Read</th> <th>Ant</th> <th>Cable</th> <th>Preamp</th> <th>Aux</th> <th>APos</th> <th>TPos</th> <th>Remark</th> </tr> <tr> <th>Freq</th> <th>Level</th> <th>Line</th> <th>Margin</th> <th>Level</th> <th>Factor</th> <th>Loss</th> <th>Factor</th> <th>Factor</th> </tr> <tr> <th>MHz</th> <th>dBuV/m</th> <th>dBuV/m</th> <th>dB</th> <th>dBuV</th> <th>dB/m</th> <th>dB</th> <th>dB</th> <th>dB</th> </tr> </thead> <tbody> <tr> <td>1</td> <td>2462.70</td> <td>63.95</td> <td>74.00</td> <td>-10.05</td> <td>55.23</td> <td>32.24</td> <td>7.33</td> <td>36.85</td> <td>6.00</td> <td>381</td> <td>72</td> <td>PEAK</td> </tr> </tbody> </table>	Limit	Read	Ant	Cable	Preamp	Aux	APos	TPos	Remark	Freq	Level	Line	Margin	Level	Factor	Loss	Factor	Factor	MHz	dBuV/m	dBuV/m	dB	dBuV	dB/m	dB	dB	dB	1	2462.70	63.95	74.00	-10.05	55.23	32.24	7.33	36.85	6.00	381	72	PEAK	<table border="1"> <thead> <tr> <th>Limit</th> <th>Read</th> <th>Ant</th> <th>Cable</th> <th>Preamp</th> <th>Aux</th> <th>APos</th> <th>TPos</th> <th>Remark</th> </tr> <tr> <th>Freq</th> <th>Level</th> <th>Line</th> <th>Margin</th> <th>Level</th> <th>Factor</th> <th>Loss</th> <th>Factor</th> <th>Factor</th> </tr> <tr> <th>MHz</th> <th>dBuV/m</th> <th>dBuV/m</th> <th>dB</th> <th>dBuV</th> <th>dB/m</th> <th>dB</th> <th>dB</th> <th>dB</th> </tr> </thead> <tbody> <tr> <td>1</td> <td>2462.00</td> <td>110.90</td> <td>-----</td> <td>-----</td> <td>102.40</td> <td>32.14</td> <td>7.29</td> <td>36.85</td> <td>6.00</td> <td>381</td> <td>72</td> <td>PEAK</td> </tr> </tbody> </table>	Limit	Read	Ant	Cable	Preamp	Aux	APos	TPos	Remark	Freq	Level	Line	Margin	Level	Factor	Loss	Factor	Factor	MHz	dBuV/m	dBuV/m	dB	dBuV	dB/m	dB	dB	dB	1	2462.00	110.90	-----	-----	102.40	32.14	7.29	36.85	6.00	381	72	PEAK
	Limit	Read	Ant	Cable	Preamp	Aux	APos	TPos	Remark																																																																									
Freq	Level	Line	Margin	Level	Factor	Loss	Factor	Factor																																																																										
MHz	dBuV/m	dBuV/m	dB	dBuV	dB/m	dB	dB	dB																																																																										
1	2462.70	63.95	74.00	-10.05	55.23	32.24	7.33	36.85	6.00	381	72	PEAK																																																																						
Limit	Read	Ant	Cable	Preamp	Aux	APos	TPos	Remark																																																																										
Freq	Level	Line	Margin	Level	Factor	Loss	Factor	Factor																																																																										
MHz	dBuV/m	dBuV/m	dB	dBuV	dB/m	dB	dB	dB																																																																										
1	2462.00	110.90	-----	-----	102.40	32.14	7.29	36.85	6.00	381	72	PEAK																																																																						
Avg	<table border="1"> <thead> <tr> <th>Limit</th> <th>Read</th> <th>Ant</th> <th>Cable</th> <th>Preamp</th> <th>Aux</th> <th>APos</th> <th>TPos</th> <th>Remark</th> </tr> <tr> <th>Freq</th> <th>Level</th> <th>Line</th> <th>Margin</th> <th>Level</th> <th>Factor</th> <th>Loss</th> <th>Factor</th> <th>Factor</th> </tr> <tr> <th>MHz</th> <th>dBuV/m</th> <th>dBuV/m</th> <th>dB</th> <th>dBuV</th> <th>dB/m</th> <th>dB</th> <th>dB</th> <th>dB</th> </tr> </thead> <tbody> <tr> <td>1</td> <td>2464.22</td> <td>48.82</td> <td>54.00</td> <td>-5.18</td> <td>40.10</td> <td>32.24</td> <td>7.33</td> <td>36.85</td> <td>6.00</td> <td>381</td> <td>72</td> <td>AVERAGE</td> </tr> </tbody> </table>	Limit	Read	Ant	Cable	Preamp	Aux	APos	TPos	Remark	Freq	Level	Line	Margin	Level	Factor	Loss	Factor	Factor	MHz	dBuV/m	dBuV/m	dB	dBuV	dB/m	dB	dB	dB	1	2464.22	48.82	54.00	-5.18	40.10	32.24	7.33	36.85	6.00	381	72	AVERAGE	<table border="1"> <thead> <tr> <th>Limit</th> <th>Read</th> <th>Ant</th> <th>Cable</th> <th>Preamp</th> <th>Aux</th> <th>APos</th> <th>TPos</th> <th>Remark</th> </tr> <tr> <th>Freq</th> <th>Level</th> <th>Line</th> <th>Margin</th> <th>Level</th> <th>Factor</th> <th>Loss</th> <th>Factor</th> <th>Factor</th> </tr> <tr> <th>MHz</th> <th>dBuV/m</th> <th>dBuV/m</th> <th>dB</th> <th>dBuV</th> <th>dB/m</th> <th>dB</th> <th>dB</th> <th>dB</th> </tr> </thead> <tbody> <tr> <td>1</td> <td>2462.00</td> <td>102.50</td> <td>-----</td> <td>-----</td> <td>94.00</td> <td>32.14</td> <td>7.29</td> <td>36.85</td> <td>6.00</td> <td>381</td> <td>72</td> <td>AVERAGE</td> </tr> </tbody> </table>	Limit	Read	Ant	Cable	Preamp	Aux	APos	TPos	Remark	Freq	Level	Line	Margin	Level	Factor	Loss	Factor	Factor	MHz	dBuV/m	dBuV/m	dB	dBuV	dB/m	dB	dB	dB	1	2462.00	102.50	-----	-----	94.00	32.14	7.29	36.85	6.00	381	72	AVERAGE
Limit	Read	Ant	Cable	Preamp	Aux	APos	TPos	Remark																																																																										
Freq	Level	Line	Margin	Level	Factor	Loss	Factor	Factor																																																																										
MHz	dBuV/m	dBuV/m	dB	dBuV	dB/m	dB	dB	dB																																																																										
1	2464.22	48.82	54.00	-5.18	40.10	32.24	7.33	36.85	6.00	381	72	AVERAGE																																																																						
Limit	Read	Ant	Cable	Preamp	Aux	APos	TPos	Remark																																																																										
Freq	Level	Line	Margin	Level	Factor	Loss	Factor	Factor																																																																										
MHz	dBuV/m	dBuV/m	dB	dBuV	dB/m	dB	dB	dB																																																																										
1	2462.00	102.50	-----	-----	94.00	32.14	7.29	36.85	6.00	381	72	AVERAGE																																																																						



Mode	6																																																																																																																	
	Harmonic																																																																																																																	
	2400-2483.5_802.11g_CH11_2462MHz																																																																																																																	
ANT	CDD 7+16																																																																																																																	
Pol.	Horizontal	Vertical																																																																																																																
Peak Avg	<table border="1"> <thead> <tr> <th>Limit</th> <th>Read</th> <th>Ant</th> <th>Cable</th> <th>Preamp</th> <th>Aux</th> <th>APos</th> <th>TPos</th> <th colspan="2">Remark</th> </tr> <tr> <th>Freq</th> <th>Level</th> <th>Line Margin</th> <th>Level</th> <th>Factor</th> <th>Loss Factor</th> <th>Factor</th> <th></th> <th>cm</th> <th>deg</th> </tr> <tr> <th>MHz</th> <th>dBuV/m</th> <th>dBuV/m</th> <th>dB</th> <th>dBuV</th> <th>dB/m</th> <th>dB</th> <th>dB</th> <th></th> <th></th> </tr> </thead> <tbody> <tr> <td>1</td> <td>4924.00</td> <td>41.90</td> <td>74.00</td> <td>-32.10</td> <td>63.45</td> <td>33.92</td> <td>10.40</td> <td>65.87</td> <td>0.00</td> <td>--</td> <td>--</td> <td>PEAK</td> </tr> <tr> <td>2</td> <td>7386.00</td> <td>42.51</td> <td>74.00</td> <td>-31.49</td> <td>60.44</td> <td>35.60</td> <td>12.88</td> <td>66.41</td> <td>0.00</td> <td>--</td> <td>--</td> <td>PEAK</td> </tr> </tbody> </table>	Limit	Read	Ant	Cable	Preamp	Aux	APos	TPos	Remark		Freq	Level	Line Margin	Level	Factor	Loss Factor	Factor		cm	deg	MHz	dBuV/m	dBuV/m	dB	dBuV	dB/m	dB	dB			1	4924.00	41.90	74.00	-32.10	63.45	33.92	10.40	65.87	0.00	--	--	PEAK	2	7386.00	42.51	74.00	-31.49	60.44	35.60	12.88	66.41	0.00	--	--	PEAK	<table border="1"> <thead> <tr> <th>Limit</th> <th>Read</th> <th>Ant</th> <th>Cable</th> <th>Preamp</th> <th>Aux</th> <th>APos</th> <th>TPos</th> <th colspan="2">Remark</th> </tr> <tr> <th>Freq</th> <th>Level</th> <th>Line Margin</th> <th>Level</th> <th>Factor</th> <th>Loss Factor</th> <th>Factor</th> <th></th> <th>cm</th> <th>deg</th> </tr> <tr> <th>MHz</th> <th>dBuV/m</th> <th>dBuV/m</th> <th>dB</th> <th>dBuV</th> <th>dB/m</th> <th>dB</th> <th>dB</th> <th></th> <th></th> </tr> </thead> <tbody> <tr> <td>1</td> <td>4924.00</td> <td>40.30</td> <td>74.00</td> <td>-33.70</td> <td>61.85</td> <td>33.92</td> <td>10.40</td> <td>65.87</td> <td>0.00</td> <td>--</td> <td>--</td> <td>PEAK</td> </tr> <tr> <td>2</td> <td>7386.00</td> <td>42.16</td> <td>74.00</td> <td>-31.84</td> <td>60.09</td> <td>35.60</td> <td>12.88</td> <td>66.41</td> <td>0.00</td> <td>--</td> <td>--</td> <td>PEAK</td> </tr> </tbody> </table>	Limit	Read	Ant	Cable	Preamp	Aux	APos	TPos	Remark		Freq	Level	Line Margin	Level	Factor	Loss Factor	Factor		cm	deg	MHz	dBuV/m	dBuV/m	dB	dBuV	dB/m	dB	dB			1	4924.00	40.30	74.00	-33.70	61.85	33.92	10.40	65.87	0.00	--	--	PEAK	2	7386.00	42.16	74.00	-31.84	60.09	35.60	12.88	66.41	0.00	--	--	PEAK
Limit	Read	Ant	Cable	Preamp	Aux	APos	TPos	Remark																																																																																																										
Freq	Level	Line Margin	Level	Factor	Loss Factor	Factor		cm	deg																																																																																																									
MHz	dBuV/m	dBuV/m	dB	dBuV	dB/m	dB	dB																																																																																																											
1	4924.00	41.90	74.00	-32.10	63.45	33.92	10.40	65.87	0.00	--	--	PEAK																																																																																																						
2	7386.00	42.51	74.00	-31.49	60.44	35.60	12.88	66.41	0.00	--	--	PEAK																																																																																																						
Limit	Read	Ant	Cable	Preamp	Aux	APos	TPos	Remark																																																																																																										
Freq	Level	Line Margin	Level	Factor	Loss Factor	Factor		cm	deg																																																																																																									
MHz	dBuV/m	dBuV/m	dB	dBuV	dB/m	dB	dB																																																																																																											
1	4924.00	40.30	74.00	-33.70	61.85	33.92	10.40	65.87	0.00	--	--	PEAK																																																																																																						
2	7386.00	42.16	74.00	-31.84	60.09	35.60	12.88	66.41	0.00	--	--	PEAK																																																																																																						



Mode	6	
	18-25G	
	2400-2483.5_802.11g_CH11_2462MHz	
ANT	CDD 7+16	
Pol.	Horizontal	Vertical
Peak Avg		

Note: Only the worst case has assessed 18G ~25GHz to test.



Mode	7																																																																																			
	Band Edge																																																																																			
	2400-2483.5_802.11ax HE20_CH01_Full_2412MHz																																																																																			
ANT	CDD 7+16																																																																																			
Pol.	Horizontal	Fundamental																																																																																		
Peak	<table border="1"> <thead> <tr> <th>Limit</th> <th>Read</th> <th>Ant</th> <th>Cable</th> <th>Preamp</th> <th>Aux</th> <th>APos</th> <th>TPos</th> <th>Remark</th> </tr> <tr> <th>Freq</th> <th>Level</th> <th>Line Margin</th> <th>Level Factor</th> <th>Loss Factor</th> <th>Factor</th> <th></th> <th></th> <th></th> </tr> <tr> <th>MHz</th> <th>dBuV/m</th> <th>dBuV/m</th> <th>dB</th> <th>dBuV</th> <th>dB/m</th> <th>dB</th> <th>dB</th> <th>cm</th> <th>deg</th> </tr> </thead> <tbody> <tr> <td>1</td> <td>2389.30</td> <td>65.73</td> <td>74.00</td> <td>-8.27</td> <td>57.60</td> <td>31.83</td> <td>7.16</td> <td>36.86</td> <td>6.00</td> <td>100</td> <td>154</td> <td>PEAK</td> </tr> </tbody> </table>	Limit	Read	Ant	Cable	Preamp	Aux	APos	TPos	Remark	Freq	Level	Line Margin	Level Factor	Loss Factor	Factor				MHz	dBuV/m	dBuV/m	dB	dBuV	dB/m	dB	dB	cm	deg	1	2389.30	65.73	74.00	-8.27	57.60	31.83	7.16	36.86	6.00	100	154	PEAK	<table border="1"> <thead> <tr> <th>Limit</th> <th>Read</th> <th>Ant</th> <th>Cable</th> <th>Preamp</th> <th>Aux</th> <th>APos</th> <th>TPos</th> <th>Remark</th> </tr> <tr> <th>Freq</th> <th>Level</th> <th>Line Margin</th> <th>Level Factor</th> <th>Loss Factor</th> <th>Factor</th> <th></th> <th></th> <th></th> </tr> <tr> <th>MHz</th> <th>dBuV/m</th> <th>dBuV/m</th> <th>dB</th> <th>dBuV</th> <th>dB/m</th> <th>dB</th> <th>dB</th> <th>cm</th> <th>deg</th> </tr> </thead> <tbody> <tr> <td>1</td> <td>2412.00</td> <td>112.34</td> <td>-----</td> <td>-----</td> <td>104.03</td> <td>31.96</td> <td>7.21</td> <td>36.86</td> <td>6.00</td> <td>100</td> <td>154</td> <td>PEAK</td> </tr> </tbody> </table>	Limit	Read	Ant	Cable	Preamp	Aux	APos	TPos	Remark	Freq	Level	Line Margin	Level Factor	Loss Factor	Factor				MHz	dBuV/m	dBuV/m	dB	dBuV	dB/m	dB	dB	cm	deg	1	2412.00	112.34	-----	-----	104.03	31.96	7.21	36.86	6.00	100	154	PEAK
	Limit	Read	Ant	Cable	Preamp	Aux	APos	TPos	Remark																																																																											
Freq	Level	Line Margin	Level Factor	Loss Factor	Factor																																																																															
MHz	dBuV/m	dBuV/m	dB	dBuV	dB/m	dB	dB	cm	deg																																																																											
1	2389.30	65.73	74.00	-8.27	57.60	31.83	7.16	36.86	6.00	100	154	PEAK																																																																								
Limit	Read	Ant	Cable	Preamp	Aux	APos	TPos	Remark																																																																												
Freq	Level	Line Margin	Level Factor	Loss Factor	Factor																																																																															
MHz	dBuV/m	dBuV/m	dB	dBuV	dB/m	dB	dB	cm	deg																																																																											
1	2412.00	112.34	-----	-----	104.03	31.96	7.21	36.86	6.00	100	154	PEAK																																																																								
Avg	<table border="1"> <thead> <tr> <th>Limit</th> <th>Read</th> <th>Ant</th> <th>Cable</th> <th>Preamp</th> <th>Aux</th> <th>APos</th> <th>TPos</th> <th>Remark</th> </tr> <tr> <th>Freq</th> <th>Level</th> <th>Line Margin</th> <th>Level Factor</th> <th>Loss Factor</th> <th>Factor</th> <th></th> <th></th> <th></th> </tr> <tr> <th>MHz</th> <th>dBuV/m</th> <th>dBuV/m</th> <th>dB</th> <th>dBuV</th> <th>dB/m</th> <th>dB</th> <th>dB</th> <th>cm</th> <th>deg</th> </tr> </thead> <tbody> <tr> <td>1</td> <td>2388.65</td> <td>49.57</td> <td>54.00</td> <td>-4.43</td> <td>41.45</td> <td>31.82</td> <td>7.16</td> <td>36.86</td> <td>6.00</td> <td>100</td> <td>154</td> <td>AVERAGE</td> </tr> </tbody> </table>	Limit	Read	Ant	Cable	Preamp	Aux	APos	TPos	Remark	Freq	Level	Line Margin	Level Factor	Loss Factor	Factor				MHz	dBuV/m	dBuV/m	dB	dBuV	dB/m	dB	dB	cm	deg	1	2388.65	49.57	54.00	-4.43	41.45	31.82	7.16	36.86	6.00	100	154	AVERAGE	<table border="1"> <thead> <tr> <th>Limit</th> <th>Read</th> <th>Ant</th> <th>Cable</th> <th>Preamp</th> <th>Aux</th> <th>APos</th> <th>TPos</th> <th>Remark</th> </tr> <tr> <th>Freq</th> <th>Level</th> <th>Line Margin</th> <th>Level Factor</th> <th>Loss Factor</th> <th>Factor</th> <th></th> <th></th> <th></th> </tr> <tr> <th>MHz</th> <th>dBuV/m</th> <th>dBuV/m</th> <th>dB</th> <th>dBuV</th> <th>dB/m</th> <th>dB</th> <th>dB</th> <th>cm</th> <th>deg</th> </tr> </thead> <tbody> <tr> <td>1</td> <td>2412.00</td> <td>102.63</td> <td>-----</td> <td>-----</td> <td>94.32</td> <td>31.96</td> <td>7.21</td> <td>36.86</td> <td>6.00</td> <td>100</td> <td>154</td> <td>AVERAGE</td> </tr> </tbody> </table>	Limit	Read	Ant	Cable	Preamp	Aux	APos	TPos	Remark	Freq	Level	Line Margin	Level Factor	Loss Factor	Factor				MHz	dBuV/m	dBuV/m	dB	dBuV	dB/m	dB	dB	cm	deg	1	2412.00	102.63	-----	-----	94.32	31.96	7.21	36.86	6.00	100	154	AVERAGE
Limit	Read	Ant	Cable	Preamp	Aux	APos	TPos	Remark																																																																												
Freq	Level	Line Margin	Level Factor	Loss Factor	Factor																																																																															
MHz	dBuV/m	dBuV/m	dB	dBuV	dB/m	dB	dB	cm	deg																																																																											
1	2388.65	49.57	54.00	-4.43	41.45	31.82	7.16	36.86	6.00	100	154	AVERAGE																																																																								
Limit	Read	Ant	Cable	Preamp	Aux	APos	TPos	Remark																																																																												
Freq	Level	Line Margin	Level Factor	Loss Factor	Factor																																																																															
MHz	dBuV/m	dBuV/m	dB	dBuV	dB/m	dB	dB	cm	deg																																																																											
1	2412.00	102.63	-----	-----	94.32	31.96	7.21	36.86	6.00	100	154	AVERAGE																																																																								
Mode	7																																																																																			



		Band Edge																																																																																						
		2400-2483.5_802.11ax HE20_CH01_Full_2412MHz																																																																																						
ANT	CDD 7+16																																																																																							
Pol.	Vertical	Fundamental																																																																																						
Peak	<table border="1" style="width: 100%; border-collapse: collapse; margin-top: 10px;"> <thead> <tr> <th></th> <th>Limit</th> <th>Read</th> <th>Ant</th> <th>Cable</th> <th>Preamp</th> <th>Aux</th> <th>APos</th> <th>TPos</th> <th></th> </tr> <tr> <th>Freq</th> <th>Level</th> <th>Line Margin</th> <th>Level Factor</th> <th>Loss Factor</th> <th>Loss Factor</th> <th>Factor</th> <th></th> <th></th> <th>Remark</th> </tr> <tr> <th></th> <th>MHz</th> <th>dBuV/m</th> <th>dBuV/m</th> <th>dB</th> <th>dBuV</th> <th>dB/m</th> <th>dB</th> <th>dB</th> <th>cm</th> <th>deg</th> </tr> </thead> <tbody> <tr> <td>1</td> <td>2389.56</td> <td>60.10</td> <td>74.00</td> <td>-13.90</td> <td>51.97</td> <td>31.83</td> <td>7.16</td> <td>36.86</td> <td>6.00</td> <td>397</td> <td>62 PEAK</td> </tr> </tbody> </table>		Limit	Read	Ant	Cable	Preamp	Aux	APos	TPos		Freq	Level	Line Margin	Level Factor	Loss Factor	Loss Factor	Factor			Remark		MHz	dBuV/m	dBuV/m	dB	dBuV	dB/m	dB	dB	cm	deg	1	2389.56	60.10	74.00	-13.90	51.97	31.83	7.16	36.86	6.00	397	62 PEAK	<table border="1" style="width: 100%; border-collapse: collapse; margin-top: 10px;"> <thead> <tr> <th></th> <th>Limit</th> <th>Read</th> <th>Ant</th> <th>Cable</th> <th>Preamp</th> <th>Aux</th> <th>APos</th> <th>TPos</th> <th></th> </tr> <tr> <th>Freq</th> <th>Level</th> <th>Line Margin</th> <th>Level Factor</th> <th>Loss Factor</th> <th>Loss Factor</th> <th>Factor</th> <th></th> <th></th> <th>Remark</th> </tr> <tr> <th></th> <th>MHz</th> <th>dBuV/m</th> <th>dBuV/m</th> <th>dB</th> <th>dBuV</th> <th>dB/m</th> <th>dB</th> <th>dB</th> <th>cm</th> <th>deg</th> </tr> </thead> <tbody> <tr> <td>1</td> <td>2412.00</td> <td>108.13</td> <td>-----</td> <td>-----</td> <td>99.81</td> <td>31.97</td> <td>7.21</td> <td>36.86</td> <td>6.00</td> <td>397</td> <td>62 PEAK</td> </tr> </tbody> </table>		Limit	Read	Ant	Cable	Preamp	Aux	APos	TPos		Freq	Level	Line Margin	Level Factor	Loss Factor	Loss Factor	Factor			Remark		MHz	dBuV/m	dBuV/m	dB	dBuV	dB/m	dB	dB	cm	deg	1	2412.00	108.13	-----	-----	99.81	31.97	7.21	36.86	6.00	397	62 PEAK
		Limit	Read	Ant	Cable	Preamp	Aux	APos	TPos																																																																															
Freq	Level	Line Margin	Level Factor	Loss Factor	Loss Factor	Factor			Remark																																																																															
	MHz	dBuV/m	dBuV/m	dB	dBuV	dB/m	dB	dB	cm	deg																																																																														
1	2389.56	60.10	74.00	-13.90	51.97	31.83	7.16	36.86	6.00	397	62 PEAK																																																																													
	Limit	Read	Ant	Cable	Preamp	Aux	APos	TPos																																																																																
Freq	Level	Line Margin	Level Factor	Loss Factor	Loss Factor	Factor			Remark																																																																															
	MHz	dBuV/m	dBuV/m	dB	dBuV	dB/m	dB	dB	cm	deg																																																																														
1	2412.00	108.13	-----	-----	99.81	31.97	7.21	36.86	6.00	397	62 PEAK																																																																													
Avg	<table border="1" style="width: 100%; border-collapse: collapse; margin-top: 10px;"> <thead> <tr> <th></th> <th>Limit</th> <th>Read</th> <th>Ant</th> <th>Cable</th> <th>Preamp</th> <th>Aux</th> <th>APos</th> <th>TPos</th> <th></th> </tr> <tr> <th>Freq</th> <th>Level</th> <th>Line Margin</th> <th>Level Factor</th> <th>Loss Factor</th> <th>Loss Factor</th> <th>Factor</th> <th></th> <th></th> <th>Remark</th> </tr> <tr> <th></th> <th>MHz</th> <th>dBuV/m</th> <th>dBuV/m</th> <th>dB</th> <th>dBuV</th> <th>dB/m</th> <th>dB</th> <th>dB</th> <th>cm</th> <th>deg</th> </tr> </thead> <tbody> <tr> <td>1</td> <td>2389.95</td> <td>46.34</td> <td>54.00</td> <td>-7.66</td> <td>38.21</td> <td>31.83</td> <td>7.16</td> <td>36.86</td> <td>6.00</td> <td>397</td> <td>62 AVERAGE</td> </tr> </tbody> </table>		Limit	Read	Ant	Cable	Preamp	Aux	APos	TPos		Freq	Level	Line Margin	Level Factor	Loss Factor	Loss Factor	Factor			Remark		MHz	dBuV/m	dBuV/m	dB	dBuV	dB/m	dB	dB	cm	deg	1	2389.95	46.34	54.00	-7.66	38.21	31.83	7.16	36.86	6.00	397	62 AVERAGE	<table border="1" style="width: 100%; border-collapse: collapse; margin-top: 10px;"> <thead> <tr> <th></th> <th>Limit</th> <th>Read</th> <th>Ant</th> <th>Cable</th> <th>Preamp</th> <th>Aux</th> <th>APos</th> <th>TPos</th> <th></th> </tr> <tr> <th>Freq</th> <th>Level</th> <th>Line Margin</th> <th>Level Factor</th> <th>Loss Factor</th> <th>Loss Factor</th> <th>Factor</th> <th></th> <th></th> <th>Remark</th> </tr> <tr> <th></th> <th>MHz</th> <th>dBuV/m</th> <th>dBuV/m</th> <th>dB</th> <th>dBuV</th> <th>dB/m</th> <th>dB</th> <th>dB</th> <th>cm</th> <th>deg</th> </tr> </thead> <tbody> <tr> <td>1</td> <td>2412.00</td> <td>99.38</td> <td>-----</td> <td>-----</td> <td>91.07</td> <td>31.96</td> <td>7.21</td> <td>36.86</td> <td>6.00</td> <td>397</td> <td>62 AVERAGE</td> </tr> </tbody> </table>		Limit	Read	Ant	Cable	Preamp	Aux	APos	TPos		Freq	Level	Line Margin	Level Factor	Loss Factor	Loss Factor	Factor			Remark		MHz	dBuV/m	dBuV/m	dB	dBuV	dB/m	dB	dB	cm	deg	1	2412.00	99.38	-----	-----	91.07	31.96	7.21	36.86	6.00	397	62 AVERAGE
	Limit	Read	Ant	Cable	Preamp	Aux	APos	TPos																																																																																
Freq	Level	Line Margin	Level Factor	Loss Factor	Loss Factor	Factor			Remark																																																																															
	MHz	dBuV/m	dBuV/m	dB	dBuV	dB/m	dB	dB	cm	deg																																																																														
1	2389.95	46.34	54.00	-7.66	38.21	31.83	7.16	36.86	6.00	397	62 AVERAGE																																																																													
	Limit	Read	Ant	Cable	Preamp	Aux	APos	TPos																																																																																
Freq	Level	Line Margin	Level Factor	Loss Factor	Loss Factor	Factor			Remark																																																																															
	MHz	dBuV/m	dBuV/m	dB	dBuV	dB/m	dB	dB	cm	deg																																																																														
1	2412.00	99.38	-----	-----	91.07	31.96	7.21	36.86	6.00	397	62 AVERAGE																																																																													

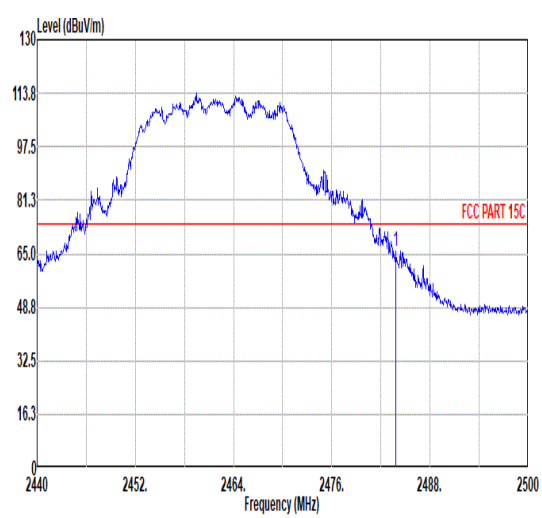
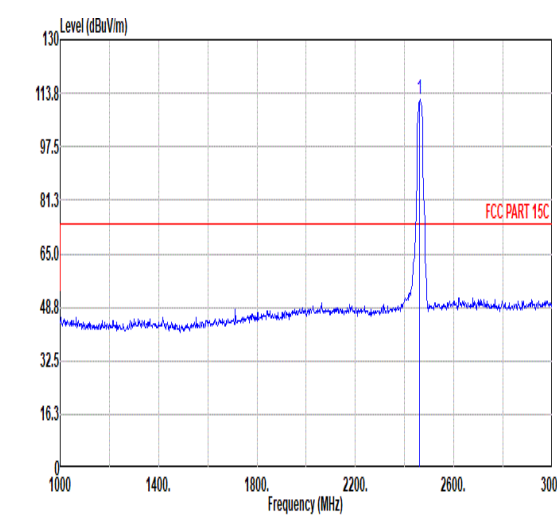
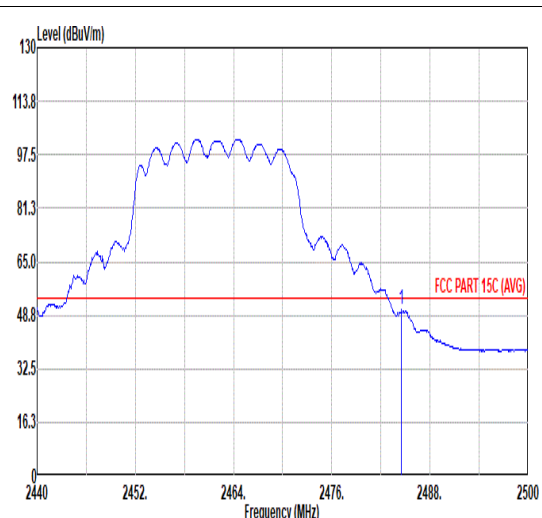
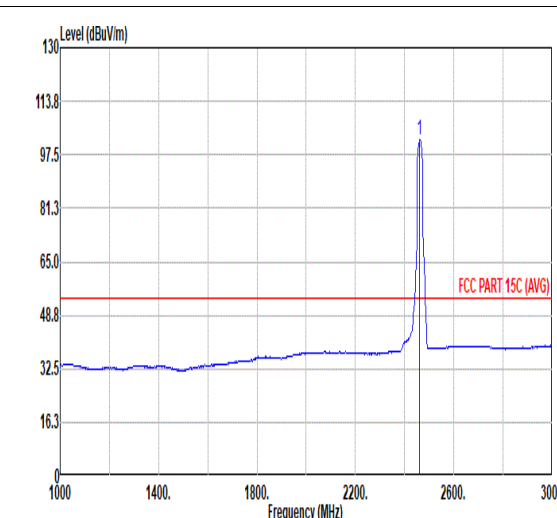


Mode	7																																																																																	
	Harmonic																																																																																	
	2400-2483.5_802.11ax HE20_CH01_Full_2412MHz																																																																																	
ANT	CDD 7+16																																																																																	
Pol.	Horizontal	Vertical																																																																																
Peak Avg	<table border="1"> <thead> <tr> <th>Limit</th> <th>Read</th> <th>Ant</th> <th>Cable</th> <th>Preamp</th> <th>Aux</th> <th>APos</th> <th>TPos</th> <th>Remark</th> </tr> <tr> <th>Freq</th> <th>Level</th> <th>Line Margin</th> <th>Level Factor</th> <th>Loss Factor</th> <th>Factor</th> <th></th> <th></th> <th></th> </tr> <tr> <th>MHz</th> <th>dBuV/m</th> <th>dBuV/m</th> <th>dB</th> <th>dBuV</th> <th>dB/m</th> <th>dB</th> <th>dB</th> <th>cm</th> <th>deg</th> </tr> </thead> <tbody> <tr> <td>1</td> <td>4824.00</td> <td>40.87</td> <td>74.00</td> <td>-33.13</td> <td>62.27</td> <td>34.05</td> <td>10.29</td> <td>65.74</td> <td>0.00</td> <td>--</td> <td>PEAK</td> </tr> </tbody> </table>	Limit	Read	Ant	Cable	Preamp	Aux	APos	TPos	Remark	Freq	Level	Line Margin	Level Factor	Loss Factor	Factor				MHz	dBuV/m	dBuV/m	dB	dBuV	dB/m	dB	dB	cm	deg	1	4824.00	40.87	74.00	-33.13	62.27	34.05	10.29	65.74	0.00	--	PEAK	<table border="1"> <thead> <tr> <th>Limit</th> <th>Read</th> <th>Ant</th> <th>Cable</th> <th>Preamp</th> <th>Aux</th> <th>APos</th> <th>TPos</th> <th>Remark</th> </tr> <tr> <th>Freq</th> <th>Level</th> <th>Line Margin</th> <th>Level Factor</th> <th>Loss Factor</th> <th>Factor</th> <th></th> <th></th> <th></th> </tr> <tr> <th>MHz</th> <th>dBuV/m</th> <th>dBuV/m</th> <th>dB</th> <th>dBuV</th> <th>dB/m</th> <th>dB</th> <th>dB</th> <th>cm</th> <th>deg</th> </tr> </thead> <tbody> <tr> <td>1</td> <td>4824.00</td> <td>41.42</td> <td>74.00</td> <td>-32.58</td> <td>62.82</td> <td>34.05</td> <td>10.29</td> <td>65.74</td> <td>0.00</td> <td>--</td> <td>PEAK</td> </tr> </tbody> </table>	Limit	Read	Ant	Cable	Preamp	Aux	APos	TPos	Remark	Freq	Level	Line Margin	Level Factor	Loss Factor	Factor				MHz	dBuV/m	dBuV/m	dB	dBuV	dB/m	dB	dB	cm	deg	1	4824.00	41.42	74.00	-32.58	62.82	34.05	10.29	65.74	0.00	--	PEAK
Limit	Read	Ant	Cable	Preamp	Aux	APos	TPos	Remark																																																																										
Freq	Level	Line Margin	Level Factor	Loss Factor	Factor																																																																													
MHz	dBuV/m	dBuV/m	dB	dBuV	dB/m	dB	dB	cm	deg																																																																									
1	4824.00	40.87	74.00	-33.13	62.27	34.05	10.29	65.74	0.00	--	PEAK																																																																							
Limit	Read	Ant	Cable	Preamp	Aux	APos	TPos	Remark																																																																										
Freq	Level	Line Margin	Level Factor	Loss Factor	Factor																																																																													
MHz	dBuV/m	dBuV/m	dB	dBuV	dB/m	dB	dB	cm	deg																																																																									
1	4824.00	41.42	74.00	-32.58	62.82	34.05	10.29	65.74	0.00	--	PEAK																																																																							



Mode	8																																																																																																																			
	Harmonic																																																																																																																			
	2400-2483.5_802.11ax HE20_CH06_Full_2437MHz																																																																																																																			
ANT	CDD 7+16																																																																																																																			
Pol.	Horizontal	Vertical																																																																																																																		
Peak Avg	<table border="1"> <thead> <tr> <th>Limit</th> <th>Read</th> <th>Ant</th> <th>Cable</th> <th>Preamp</th> <th>Aux</th> <th>APos</th> <th>TPos</th> <th colspan="2">Remark</th> </tr> <tr> <th>Freq</th> <th>Level</th> <th>Line</th> <th>Margin</th> <th>Level</th> <th>Factor</th> <th>Loss</th> <th>Factor</th> <th>Factor</th> <th></th> </tr> <tr> <th>MHz</th> <th>dBuV/m</th> <th>dBuV/m</th> <th>dB</th> <th>dBuV</th> <th>dB/m</th> <th>dB</th> <th>dB</th> <th>dB</th> <th>cm</th> <th>deg</th> </tr> </thead> <tbody> <tr> <td>1</td> <td>4874.00</td> <td>41.04</td> <td>74.00</td> <td>-32.96</td> <td>62.55</td> <td>33.95</td> <td>10.34</td> <td>65.80</td> <td>0.00</td> <td>--</td> <td>--</td> <td>PEAK</td> </tr> <tr> <td>2</td> <td>7311.00</td> <td>42.73</td> <td>74.00</td> <td>-31.27</td> <td>60.62</td> <td>35.60</td> <td>12.78</td> <td>66.27</td> <td>0.00</td> <td>--</td> <td>--</td> <td>PEAK</td> </tr> </tbody> </table>	Limit	Read	Ant	Cable	Preamp	Aux	APos	TPos	Remark		Freq	Level	Line	Margin	Level	Factor	Loss	Factor	Factor		MHz	dBuV/m	dBuV/m	dB	dBuV	dB/m	dB	dB	dB	cm	deg	1	4874.00	41.04	74.00	-32.96	62.55	33.95	10.34	65.80	0.00	--	--	PEAK	2	7311.00	42.73	74.00	-31.27	60.62	35.60	12.78	66.27	0.00	--	--	PEAK	<table border="1"> <thead> <tr> <th>Limit</th> <th>Read</th> <th>Ant</th> <th>Cable</th> <th>Preamp</th> <th>Aux</th> <th>APos</th> <th>TPos</th> <th colspan="2">Remark</th> </tr> <tr> <th>Freq</th> <th>Level</th> <th>Line</th> <th>Margin</th> <th>Level</th> <th>Factor</th> <th>Loss</th> <th>Factor</th> <th>Factor</th> <th></th> </tr> <tr> <th>MHz</th> <th>dBuV/m</th> <th>dBuV/m</th> <th>dB</th> <th>dBuV</th> <th>dB/m</th> <th>dB</th> <th>dB</th> <th>dB</th> <th>cm</th> <th>deg</th> </tr> </thead> <tbody> <tr> <td>1</td> <td>4874.00</td> <td>40.62</td> <td>74.00</td> <td>-33.38</td> <td>62.13</td> <td>33.95</td> <td>10.34</td> <td>65.80</td> <td>0.00</td> <td>--</td> <td>--</td> <td>PEAK</td> </tr> <tr> <td>2</td> <td>7311.00</td> <td>42.34</td> <td>74.00</td> <td>-31.66</td> <td>60.23</td> <td>35.60</td> <td>12.78</td> <td>66.27</td> <td>0.00</td> <td>--</td> <td>--</td> <td>PEAK</td> </tr> </tbody> </table>	Limit	Read	Ant	Cable	Preamp	Aux	APos	TPos	Remark		Freq	Level	Line	Margin	Level	Factor	Loss	Factor	Factor		MHz	dBuV/m	dBuV/m	dB	dBuV	dB/m	dB	dB	dB	cm	deg	1	4874.00	40.62	74.00	-33.38	62.13	33.95	10.34	65.80	0.00	--	--	PEAK	2	7311.00	42.34	74.00	-31.66	60.23	35.60	12.78	66.27	0.00	--	--	PEAK
Limit	Read	Ant	Cable	Preamp	Aux	APos	TPos	Remark																																																																																																												
Freq	Level	Line	Margin	Level	Factor	Loss	Factor	Factor																																																																																																												
MHz	dBuV/m	dBuV/m	dB	dBuV	dB/m	dB	dB	dB	cm	deg																																																																																																										
1	4874.00	41.04	74.00	-32.96	62.55	33.95	10.34	65.80	0.00	--	--	PEAK																																																																																																								
2	7311.00	42.73	74.00	-31.27	60.62	35.60	12.78	66.27	0.00	--	--	PEAK																																																																																																								
Limit	Read	Ant	Cable	Preamp	Aux	APos	TPos	Remark																																																																																																												
Freq	Level	Line	Margin	Level	Factor	Loss	Factor	Factor																																																																																																												
MHz	dBuV/m	dBuV/m	dB	dBuV	dB/m	dB	dB	dB	cm	deg																																																																																																										
1	4874.00	40.62	74.00	-33.38	62.13	33.95	10.34	65.80	0.00	--	--	PEAK																																																																																																								
2	7311.00	42.34	74.00	-31.66	60.23	35.60	12.78	66.27	0.00	--	--	PEAK																																																																																																								



Mode	9																																																																											
	Band Edge																																																																											
	2400-2483.5_802.11ax HE20_CH11_Full_2462MHz																																																																											
ANT	CDD 7+16																																																																											
Pol.	Horizontal	Fundamental																																																																										
Peak	 <p>Level (dBuV/m) vs Frequency (MHz) plot for Horizontal polarization. The plot shows a signal band between 2400 and 2500 MHz. A red horizontal line indicates the FCC PART 15C limit at approximately 74 dBuV/m. The signal level is consistently above this limit.</p> <table border="1"> <thead> <tr> <th>Limit</th> <th>Read</th> <th>Ant</th> <th>Cable</th> <th>Preamp</th> <th>Aux</th> <th>APos</th> <th>TPos</th> </tr> <tr> <th>Freq</th> <th>Level</th> <th>Line</th> <th>Margin</th> <th>Level</th> <th>Factor</th> <th>Loss</th> <th>Factor</th> </tr> <tr> <th>MHz</th> <th>dBuV/m</th> <th>dBuV/m</th> <th>dB</th> <th>dBuV</th> <th>dB/m</th> <th>dB</th> <th>dB</th> </tr> </thead> <tbody> <tr> <td>1</td> <td>2483.86</td> <td>65.69</td> <td>74.00</td> <td>-8.31</td> <td>56.97</td> <td>32.24</td> <td>7.33</td> <td>36.85</td> <td>6.00</td> <td>100</td> <td>105</td> <td>PEAK</td> </tr> </tbody> </table>	Limit	Read	Ant	Cable	Preamp	Aux	APos	TPos	Freq	Level	Line	Margin	Level	Factor	Loss	Factor	MHz	dBuV/m	dBuV/m	dB	dBuV	dB/m	dB	dB	1	2483.86	65.69	74.00	-8.31	56.97	32.24	7.33	36.85	6.00	100	105	PEAK	 <p>Level (dBuV/m) vs Frequency (MHz) plot for Fundamental polarization. The plot shows a signal band between 1000 and 3000 MHz. A red horizontal line indicates the FCC PART 15C limit at approximately 74 dBuV/m. A sharp peak is visible at 2462 MHz, exceeding the limit.</p> <table border="1"> <thead> <tr> <th>Limit</th> <th>Read</th> <th>Ant</th> <th>Cable</th> <th>Preamp</th> <th>Aux</th> <th>APos</th> <th>TPos</th> </tr> <tr> <th>Freq</th> <th>Level</th> <th>Line</th> <th>Margin</th> <th>Level</th> <th>Factor</th> <th>Loss</th> <th>Factor</th> </tr> <tr> <th>MHz</th> <th>dBuV/m</th> <th>dBuV/m</th> <th>dB</th> <th>dBuV</th> <th>dB/m</th> <th>dB</th> <th>dB</th> </tr> </thead> <tbody> <tr> <td>1</td> <td>2462.00</td> <td>112.02</td> <td>-----</td> <td>-----</td> <td>103.41</td> <td>32.16</td> <td>7.30</td> <td>36.85</td> <td>6.00</td> <td>100</td> <td>105</td> <td>PEAK</td> </tr> </tbody> </table>	Limit	Read	Ant	Cable	Preamp	Aux	APos	TPos	Freq	Level	Line	Margin	Level	Factor	Loss	Factor	MHz	dBuV/m	dBuV/m	dB	dBuV	dB/m	dB	dB	1	2462.00	112.02	-----	-----	103.41	32.16	7.30	36.85	6.00	100	105	PEAK
	Limit	Read	Ant	Cable	Preamp	Aux	APos	TPos																																																																				
Freq	Level	Line	Margin	Level	Factor	Loss	Factor																																																																					
MHz	dBuV/m	dBuV/m	dB	dBuV	dB/m	dB	dB																																																																					
1	2483.86	65.69	74.00	-8.31	56.97	32.24	7.33	36.85	6.00	100	105	PEAK																																																																
Limit	Read	Ant	Cable	Preamp	Aux	APos	TPos																																																																					
Freq	Level	Line	Margin	Level	Factor	Loss	Factor																																																																					
MHz	dBuV/m	dBuV/m	dB	dBuV	dB/m	dB	dB																																																																					
1	2462.00	112.02	-----	-----	103.41	32.16	7.30	36.85	6.00	100	105	PEAK																																																																
Avg	 <p>Level (dBuV/m) vs Frequency (MHz) plot for Horizontal polarization (Average). The plot shows a signal band between 2400 and 2500 MHz. A red horizontal line indicates the FCC PART 15C (AVG) limit at approximately 54 dBuV/m. The signal level is consistently above this limit.</p> <table border="1"> <thead> <tr> <th>Limit</th> <th>Read</th> <th>Ant</th> <th>Cable</th> <th>Preamp</th> <th>Aux</th> <th>APos</th> <th>TPos</th> </tr> <tr> <th>Freq</th> <th>Level</th> <th>Line</th> <th>Margin</th> <th>Level</th> <th>Factor</th> <th>Loss</th> <th>Factor</th> </tr> <tr> <th>MHz</th> <th>dBuV/m</th> <th>dBuV/m</th> <th>dB</th> <th>dBuV</th> <th>dB/m</th> <th>dB</th> <th>dB</th> </tr> </thead> <tbody> <tr> <td>1</td> <td>2484.52</td> <td>50.42</td> <td>54.00</td> <td>-3.58</td> <td>41.70</td> <td>32.24</td> <td>7.33</td> <td>36.85</td> <td>6.00</td> <td>100</td> <td>105</td> <td>AVERAGE</td> </tr> </tbody> </table>	Limit	Read	Ant	Cable	Preamp	Aux	APos	TPos	Freq	Level	Line	Margin	Level	Factor	Loss	Factor	MHz	dBuV/m	dBuV/m	dB	dBuV	dB/m	dB	dB	1	2484.52	50.42	54.00	-3.58	41.70	32.24	7.33	36.85	6.00	100	105	AVERAGE	 <p>Level (dBuV/m) vs Frequency (MHz) plot for Fundamental polarization (Average). The plot shows a signal band between 1000 and 3000 MHz. A red horizontal line indicates the FCC PART 15C (AVG) limit at approximately 54 dBuV/m. A sharp peak is visible at 2462 MHz, exceeding the limit.</p> <table border="1"> <thead> <tr> <th>Limit</th> <th>Read</th> <th>Ant</th> <th>Cable</th> <th>Preamp</th> <th>Aux</th> <th>APos</th> <th>TPos</th> </tr> <tr> <th>Freq</th> <th>Level</th> <th>Line</th> <th>Margin</th> <th>Level</th> <th>Factor</th> <th>Loss</th> <th>Factor</th> </tr> <tr> <th>MHz</th> <th>dBuV/m</th> <th>dBuV/m</th> <th>dB</th> <th>dBuV</th> <th>dB/m</th> <th>dB</th> <th>dB</th> </tr> </thead> <tbody> <tr> <td>1</td> <td>2462.00</td> <td>102.13</td> <td>-----</td> <td>-----</td> <td>93.52</td> <td>32.16</td> <td>7.30</td> <td>36.85</td> <td>6.00</td> <td>100</td> <td>105</td> <td>AVERAGE</td> </tr> </tbody> </table>	Limit	Read	Ant	Cable	Preamp	Aux	APos	TPos	Freq	Level	Line	Margin	Level	Factor	Loss	Factor	MHz	dBuV/m	dBuV/m	dB	dBuV	dB/m	dB	dB	1	2462.00	102.13	-----	-----	93.52	32.16	7.30	36.85	6.00	100	105	AVERAGE
Limit	Read	Ant	Cable	Preamp	Aux	APos	TPos																																																																					
Freq	Level	Line	Margin	Level	Factor	Loss	Factor																																																																					
MHz	dBuV/m	dBuV/m	dB	dBuV	dB/m	dB	dB																																																																					
1	2484.52	50.42	54.00	-3.58	41.70	32.24	7.33	36.85	6.00	100	105	AVERAGE																																																																
Limit	Read	Ant	Cable	Preamp	Aux	APos	TPos																																																																					
Freq	Level	Line	Margin	Level	Factor	Loss	Factor																																																																					
MHz	dBuV/m	dBuV/m	dB	dBuV	dB/m	dB	dB																																																																					
1	2462.00	102.13	-----	-----	93.52	32.16	7.30	36.85	6.00	100	105	AVERAGE																																																																



Mode	9																																																																																	
	Band Edge																																																																																	
	2400-2483.5_802.11ax HE20_CH11_Full_2462MHz																																																																																	
ANT	CDD 7+16																																																																																	
Pol.	Vertical	Fundamental																																																																																
Peak	<table border="1"> <thead> <tr> <th>Limit</th> <th>Read</th> <th>Ant</th> <th>Cable</th> <th>Preamp</th> <th>Aux</th> <th>APos</th> <th>TPos</th> <th>Remark</th> </tr> <tr> <th>Freq</th> <th>Level</th> <th>Line Margin</th> <th>Level Factor</th> <th>Loss Factor</th> <th>Loss Factor</th> <th>Factor</th> <th>cm</th> <th>deg</th> </tr> <tr> <th>MHz</th> <th>dBuV/m</th> <th>dBuV/m</th> <th>dB</th> <th>dBuV</th> <th>dB/m</th> <th>dB</th> <th>dB</th> <th>dB</th> </tr> </thead> <tbody> <tr> <td>1</td> <td>2485.48</td> <td>63.48</td> <td>74.00</td> <td>-10.52</td> <td>54.76</td> <td>32.24</td> <td>7.33</td> <td>36.85</td> <td>6.00</td> <td>383</td> <td>75</td> <td>PEAK</td> </tr> </tbody> </table>	Limit	Read	Ant	Cable	Preamp	Aux	APos	TPos	Remark	Freq	Level	Line Margin	Level Factor	Loss Factor	Loss Factor	Factor	cm	deg	MHz	dBuV/m	dBuV/m	dB	dBuV	dB/m	dB	dB	dB	1	2485.48	63.48	74.00	-10.52	54.76	32.24	7.33	36.85	6.00	383	75	PEAK	<table border="1"> <thead> <tr> <th>Limit</th> <th>Read</th> <th>Ant</th> <th>Cable</th> <th>Preamp</th> <th>Aux</th> <th>APos</th> <th>TPos</th> <th>Remark</th> </tr> <tr> <th>Freq</th> <th>Level</th> <th>Line Margin</th> <th>Level Factor</th> <th>Loss Factor</th> <th>Loss Factor</th> <th>Factor</th> <th>cm</th> <th>deg</th> </tr> <tr> <th>MHz</th> <th>dBuV/m</th> <th>dBuV/m</th> <th>dB</th> <th>dBuV</th> <th>dB/m</th> <th>dB</th> <th>dB</th> <th>dB</th> </tr> </thead> <tbody> <tr> <td>1</td> <td>2462.00</td> <td>109.89</td> <td>-----</td> <td>-----</td> <td>101.30</td> <td>32.15</td> <td>7.29</td> <td>36.85</td> <td>6.00</td> <td>383</td> <td>75</td> <td>PEAK</td> </tr> </tbody> </table>	Limit	Read	Ant	Cable	Preamp	Aux	APos	TPos	Remark	Freq	Level	Line Margin	Level Factor	Loss Factor	Loss Factor	Factor	cm	deg	MHz	dBuV/m	dBuV/m	dB	dBuV	dB/m	dB	dB	dB	1	2462.00	109.89	-----	-----	101.30	32.15	7.29	36.85	6.00	383	75	PEAK
	Limit	Read	Ant	Cable	Preamp	Aux	APos	TPos	Remark																																																																									
Freq	Level	Line Margin	Level Factor	Loss Factor	Loss Factor	Factor	cm	deg																																																																										
MHz	dBuV/m	dBuV/m	dB	dBuV	dB/m	dB	dB	dB																																																																										
1	2485.48	63.48	74.00	-10.52	54.76	32.24	7.33	36.85	6.00	383	75	PEAK																																																																						
Limit	Read	Ant	Cable	Preamp	Aux	APos	TPos	Remark																																																																										
Freq	Level	Line Margin	Level Factor	Loss Factor	Loss Factor	Factor	cm	deg																																																																										
MHz	dBuV/m	dBuV/m	dB	dBuV	dB/m	dB	dB	dB																																																																										
1	2462.00	109.89	-----	-----	101.30	32.15	7.29	36.85	6.00	383	75	PEAK																																																																						
Avg	<table border="1"> <thead> <tr> <th>Limit</th> <th>Read</th> <th>Ant</th> <th>Cable</th> <th>Preamp</th> <th>Aux</th> <th>APos</th> <th>TPos</th> <th>Remark</th> </tr> <tr> <th>Freq</th> <th>Level</th> <th>Line Margin</th> <th>Level Factor</th> <th>Loss Factor</th> <th>Loss Factor</th> <th>Factor</th> <th>cm</th> <th>deg</th> </tr> <tr> <th>MHz</th> <th>dBuV/m</th> <th>dBuV/m</th> <th>dB</th> <th>dBuV</th> <th>dB/m</th> <th>dB</th> <th>dB</th> <th>dB</th> </tr> </thead> <tbody> <tr> <td>1</td> <td>2483.50</td> <td>47.50</td> <td>54.00</td> <td>-6.50</td> <td>38.79</td> <td>32.23</td> <td>7.33</td> <td>36.85</td> <td>6.00</td> <td>383</td> <td>75</td> <td>AVERAGE</td> </tr> </tbody> </table>	Limit	Read	Ant	Cable	Preamp	Aux	APos	TPos	Remark	Freq	Level	Line Margin	Level Factor	Loss Factor	Loss Factor	Factor	cm	deg	MHz	dBuV/m	dBuV/m	dB	dBuV	dB/m	dB	dB	dB	1	2483.50	47.50	54.00	-6.50	38.79	32.23	7.33	36.85	6.00	383	75	AVERAGE	<table border="1"> <thead> <tr> <th>Limit</th> <th>Read</th> <th>Ant</th> <th>Cable</th> <th>Preamp</th> <th>Aux</th> <th>APos</th> <th>TPos</th> <th>Remark</th> </tr> <tr> <th>Freq</th> <th>Level</th> <th>Line Margin</th> <th>Level Factor</th> <th>Loss Factor</th> <th>Loss Factor</th> <th>Factor</th> <th>cm</th> <th>deg</th> </tr> <tr> <th>MHz</th> <th>dBuV/m</th> <th>dBuV/m</th> <th>dB</th> <th>dBuV</th> <th>dB/m</th> <th>dB</th> <th>dB</th> <th>dB</th> </tr> </thead> <tbody> <tr> <td>1</td> <td>2462.00</td> <td>99.58</td> <td>-----</td> <td>-----</td> <td>90.99</td> <td>32.15</td> <td>7.29</td> <td>36.85</td> <td>6.00</td> <td>383</td> <td>75</td> <td>AVERAGE</td> </tr> </tbody> </table>	Limit	Read	Ant	Cable	Preamp	Aux	APos	TPos	Remark	Freq	Level	Line Margin	Level Factor	Loss Factor	Loss Factor	Factor	cm	deg	MHz	dBuV/m	dBuV/m	dB	dBuV	dB/m	dB	dB	dB	1	2462.00	99.58	-----	-----	90.99	32.15	7.29	36.85	6.00	383	75	AVERAGE
Limit	Read	Ant	Cable	Preamp	Aux	APos	TPos	Remark																																																																										
Freq	Level	Line Margin	Level Factor	Loss Factor	Loss Factor	Factor	cm	deg																																																																										
MHz	dBuV/m	dBuV/m	dB	dBuV	dB/m	dB	dB	dB																																																																										
1	2483.50	47.50	54.00	-6.50	38.79	32.23	7.33	36.85	6.00	383	75	AVERAGE																																																																						
Limit	Read	Ant	Cable	Preamp	Aux	APos	TPos	Remark																																																																										
Freq	Level	Line Margin	Level Factor	Loss Factor	Loss Factor	Factor	cm	deg																																																																										
MHz	dBuV/m	dBuV/m	dB	dBuV	dB/m	dB	dB	dB																																																																										
1	2462.00	99.58	-----	-----	90.99	32.15	7.29	36.85	6.00	383	75	AVERAGE																																																																						



Mode	9																																																																																																									
	Harmonic																																																																																																									
	2400-2483.5_802.11ax HE20_CH11_Full_2462MHz																																																																																																									
ANT	CDD 7+16																																																																																																									
Pol.	Horizontal	Vertical																																																																																																								
Peak Avg	<table border="1"> <thead> <tr> <th>Limit</th> <th>Read</th> <th>Ant</th> <th>Cable</th> <th>Preamp</th> <th>Aux</th> <th>APos</th> <th>TPos</th> </tr> <tr> <th>Freq</th> <th>Level</th> <th>Line Margin</th> <th>Level</th> <th>Factor</th> <th>Loss Factor</th> <th>Factor</th> <th>Remark</th> </tr> <tr> <th>MHz</th> <th>dBuV/m</th> <th>dBuV/m</th> <th>dB</th> <th>dBuV</th> <th>dB/m</th> <th>dB</th> <th>dB</th> <th>cm</th> <th>deg</th> </tr> </thead> <tbody> <tr> <td>1</td> <td>4924.00</td> <td>40.58</td> <td>74.00</td> <td>-33.42</td> <td>62.13</td> <td>33.92</td> <td>10.40</td> <td>65.87</td> <td>0.00</td> <td>--</td> <td>--</td> <td>PEAK</td> </tr> <tr> <td>2</td> <td>7386.00</td> <td>42.75</td> <td>74.00</td> <td>-31.25</td> <td>60.68</td> <td>35.60</td> <td>12.88</td> <td>66.41</td> <td>0.00</td> <td>--</td> <td>--</td> <td>PEAK</td> </tr> </tbody> </table>	Limit	Read	Ant	Cable	Preamp	Aux	APos	TPos	Freq	Level	Line Margin	Level	Factor	Loss Factor	Factor	Remark	MHz	dBuV/m	dBuV/m	dB	dBuV	dB/m	dB	dB	cm	deg	1	4924.00	40.58	74.00	-33.42	62.13	33.92	10.40	65.87	0.00	--	--	PEAK	2	7386.00	42.75	74.00	-31.25	60.68	35.60	12.88	66.41	0.00	--	--	PEAK	<table border="1"> <thead> <tr> <th>Limit</th> <th>Read</th> <th>Ant</th> <th>Cable</th> <th>Preamp</th> <th>Aux</th> <th>APos</th> <th>TPos</th> </tr> <tr> <th>Freq</th> <th>Level</th> <th>Line Margin</th> <th>Level</th> <th>Factor</th> <th>Loss Factor</th> <th>Factor</th> <th>Remark</th> </tr> <tr> <th>MHz</th> <th>dBuV/m</th> <th>dBuV/m</th> <th>dB</th> <th>dBuV</th> <th>dB/m</th> <th>dB</th> <th>dB</th> <th>cm</th> <th>deg</th> </tr> </thead> <tbody> <tr> <td>1</td> <td>4924.00</td> <td>40.86</td> <td>74.00</td> <td>-33.14</td> <td>62.41</td> <td>33.92</td> <td>10.40</td> <td>65.87</td> <td>0.00</td> <td>--</td> <td>--</td> <td>PEAK</td> </tr> <tr> <td>2</td> <td>7386.00</td> <td>42.33</td> <td>74.00</td> <td>-31.67</td> <td>60.26</td> <td>35.60</td> <td>12.88</td> <td>66.41</td> <td>0.00</td> <td>--</td> <td>--</td> <td>PEAK</td> </tr> </tbody> </table>	Limit	Read	Ant	Cable	Preamp	Aux	APos	TPos	Freq	Level	Line Margin	Level	Factor	Loss Factor	Factor	Remark	MHz	dBuV/m	dBuV/m	dB	dBuV	dB/m	dB	dB	cm	deg	1	4924.00	40.86	74.00	-33.14	62.41	33.92	10.40	65.87	0.00	--	--	PEAK	2	7386.00	42.33	74.00	-31.67	60.26	35.60	12.88	66.41	0.00	--	--	PEAK
Limit	Read	Ant	Cable	Preamp	Aux	APos	TPos																																																																																																			
Freq	Level	Line Margin	Level	Factor	Loss Factor	Factor	Remark																																																																																																			
MHz	dBuV/m	dBuV/m	dB	dBuV	dB/m	dB	dB	cm	deg																																																																																																	
1	4924.00	40.58	74.00	-33.42	62.13	33.92	10.40	65.87	0.00	--	--	PEAK																																																																																														
2	7386.00	42.75	74.00	-31.25	60.68	35.60	12.88	66.41	0.00	--	--	PEAK																																																																																														
Limit	Read	Ant	Cable	Preamp	Aux	APos	TPos																																																																																																			
Freq	Level	Line Margin	Level	Factor	Loss Factor	Factor	Remark																																																																																																			
MHz	dBuV/m	dBuV/m	dB	dBuV	dB/m	dB	dB	cm	deg																																																																																																	
1	4924.00	40.86	74.00	-33.14	62.41	33.92	10.40	65.87	0.00	--	--	PEAK																																																																																														
2	7386.00	42.33	74.00	-31.67	60.26	35.60	12.88	66.41	0.00	--	--	PEAK																																																																																														



Mode	10																																																																																			
	Band Edge - L																																																																																			
	2400-2483.5_802.11ax HE40_CH03_Full_2422MHz																																																																																			
ANT	CDD 7+16																																																																																			
Pol.	Horizontal	Fundamental																																																																																		
Peak	<table border="1"> <thead> <tr> <th>Limit</th> <th>Read</th> <th>Ant</th> <th>Cable</th> <th>Preamp</th> <th>Aux</th> <th>APos</th> <th>TPos</th> <th>Remark</th> </tr> <tr> <th>Freq</th> <th>Level</th> <th>Line Margin</th> <th>Level Factor</th> <th>Loss Factor</th> <th>Factor</th> <th></th> <th></th> <th></th> </tr> <tr> <th>MHz</th> <th>dBuV/m</th> <th>dBuV/m</th> <th>dB</th> <th>dBuV</th> <th>dB/m</th> <th>dB</th> <th>dB</th> <th>cm</th> <th>deg</th> </tr> </thead> <tbody> <tr> <td>1</td> <td>2389.95</td> <td>61.92</td> <td>74.00</td> <td>-12.08</td> <td>53.79</td> <td>31.83</td> <td>7.16</td> <td>36.86</td> <td>6.00</td> <td>151</td> <td>115</td> <td>PEAK</td> </tr> </tbody> </table>	Limit	Read	Ant	Cable	Preamp	Aux	APos	TPos	Remark	Freq	Level	Line Margin	Level Factor	Loss Factor	Factor				MHz	dBuV/m	dBuV/m	dB	dBuV	dB/m	dB	dB	cm	deg	1	2389.95	61.92	74.00	-12.08	53.79	31.83	7.16	36.86	6.00	151	115	PEAK	<table border="1"> <thead> <tr> <th>Limit</th> <th>Read</th> <th>Ant</th> <th>Cable</th> <th>Preamp</th> <th>Aux</th> <th>APos</th> <th>TPos</th> <th>Remark</th> </tr> <tr> <th>Freq</th> <th>Level</th> <th>Line Margin</th> <th>Level Factor</th> <th>Loss Factor</th> <th>Factor</th> <th></th> <th></th> <th></th> </tr> <tr> <th>MHz</th> <th>dBuV/m</th> <th>dBuV/m</th> <th>dB</th> <th>dBuV</th> <th>dB/m</th> <th>dB</th> <th>dB</th> <th>cm</th> <th>deg</th> </tr> </thead> <tbody> <tr> <td>1</td> <td>2422.00</td> <td>109.26</td> <td>-----</td> <td>-----</td> <td>100.89</td> <td>32.00</td> <td>7.23</td> <td>36.86</td> <td>6.00</td> <td>151</td> <td>115</td> <td>PEAK</td> </tr> </tbody> </table>	Limit	Read	Ant	Cable	Preamp	Aux	APos	TPos	Remark	Freq	Level	Line Margin	Level Factor	Loss Factor	Factor				MHz	dBuV/m	dBuV/m	dB	dBuV	dB/m	dB	dB	cm	deg	1	2422.00	109.26	-----	-----	100.89	32.00	7.23	36.86	6.00	151	115	PEAK
	Limit	Read	Ant	Cable	Preamp	Aux	APos	TPos	Remark																																																																											
Freq	Level	Line Margin	Level Factor	Loss Factor	Factor																																																																															
MHz	dBuV/m	dBuV/m	dB	dBuV	dB/m	dB	dB	cm	deg																																																																											
1	2389.95	61.92	74.00	-12.08	53.79	31.83	7.16	36.86	6.00	151	115	PEAK																																																																								
Limit	Read	Ant	Cable	Preamp	Aux	APos	TPos	Remark																																																																												
Freq	Level	Line Margin	Level Factor	Loss Factor	Factor																																																																															
MHz	dBuV/m	dBuV/m	dB	dBuV	dB/m	dB	dB	cm	deg																																																																											
1	2422.00	109.26	-----	-----	100.89	32.00	7.23	36.86	6.00	151	115	PEAK																																																																								
Avg	<table border="1"> <thead> <tr> <th>Limit</th> <th>Read</th> <th>Ant</th> <th>Cable</th> <th>Preamp</th> <th>Aux</th> <th>APos</th> <th>TPos</th> <th>Remark</th> </tr> <tr> <th>Freq</th> <th>Level</th> <th>Line Margin</th> <th>Level Factor</th> <th>Loss Factor</th> <th>Factor</th> <th></th> <th></th> <th></th> </tr> <tr> <th>MHz</th> <th>dBuV/m</th> <th>dBuV/m</th> <th>dB</th> <th>dBuV</th> <th>dB/m</th> <th>dB</th> <th>dB</th> <th>cm</th> <th>deg</th> </tr> </thead> <tbody> <tr> <td>1</td> <td>2389.69</td> <td>49.93</td> <td>54.00</td> <td>-4.07</td> <td>41.80</td> <td>31.83</td> <td>7.16</td> <td>36.86</td> <td>6.00</td> <td>151</td> <td>115</td> <td>AVERAGE</td> </tr> </tbody> </table>	Limit	Read	Ant	Cable	Preamp	Aux	APos	TPos	Remark	Freq	Level	Line Margin	Level Factor	Loss Factor	Factor				MHz	dBuV/m	dBuV/m	dB	dBuV	dB/m	dB	dB	cm	deg	1	2389.69	49.93	54.00	-4.07	41.80	31.83	7.16	36.86	6.00	151	115	AVERAGE	<table border="1"> <thead> <tr> <th>Limit</th> <th>Read</th> <th>Ant</th> <th>Cable</th> <th>Preamp</th> <th>Aux</th> <th>APos</th> <th>TPos</th> <th>Remark</th> </tr> <tr> <th>Freq</th> <th>Level</th> <th>Line Margin</th> <th>Level Factor</th> <th>Loss Factor</th> <th>Factor</th> <th></th> <th></th> <th></th> </tr> <tr> <th>MHz</th> <th>dBuV/m</th> <th>dBuV/m</th> <th>dB</th> <th>dBuV</th> <th>dB/m</th> <th>dB</th> <th>dB</th> <th>cm</th> <th>deg</th> </tr> </thead> <tbody> <tr> <td>1</td> <td>2422.00</td> <td>99.60</td> <td>-----</td> <td>-----</td> <td>91.23</td> <td>32.00</td> <td>7.23</td> <td>36.86</td> <td>6.00</td> <td>151</td> <td>115</td> <td>AVERAGE</td> </tr> </tbody> </table>	Limit	Read	Ant	Cable	Preamp	Aux	APos	TPos	Remark	Freq	Level	Line Margin	Level Factor	Loss Factor	Factor				MHz	dBuV/m	dBuV/m	dB	dBuV	dB/m	dB	dB	cm	deg	1	2422.00	99.60	-----	-----	91.23	32.00	7.23	36.86	6.00	151	115	AVERAGE
Limit	Read	Ant	Cable	Preamp	Aux	APos	TPos	Remark																																																																												
Freq	Level	Line Margin	Level Factor	Loss Factor	Factor																																																																															
MHz	dBuV/m	dBuV/m	dB	dBuV	dB/m	dB	dB	cm	deg																																																																											
1	2389.69	49.93	54.00	-4.07	41.80	31.83	7.16	36.86	6.00	151	115	AVERAGE																																																																								
Limit	Read	Ant	Cable	Preamp	Aux	APos	TPos	Remark																																																																												
Freq	Level	Line Margin	Level Factor	Loss Factor	Factor																																																																															
MHz	dBuV/m	dBuV/m	dB	dBuV	dB/m	dB	dB	cm	deg																																																																											
1	2422.00	99.60	-----	-----	91.23	32.00	7.23	36.86	6.00	151	115	AVERAGE																																																																								



Mode	10																																												
	Band Edge - R																																												
	2400-2483.5_802.11ax HE40_CH03_Full_2422MHz																																												
ANT	CDD 7+16																																												
Pol.	Horizontal	Fundamental																																											
Peak	<table border="1"> <thead> <tr> <th>Limit</th> <th>Read</th> <th>Ant</th> <th>Cable</th> <th>Preamp</th> <th>Aux</th> <th>APos</th> <th>TPos</th> <th>Remark</th> </tr> <tr> <th>Freq</th> <th>Level</th> <th>Line</th> <th>Margin</th> <th>Level</th> <th>Factor</th> <th>Loss</th> <th>Factor</th> <th>Factor</th> <th>cm</th> <th>deg</th> </tr> <tr> <th>MHz</th> <th>dBuV/m</th> <th>dBuV/m</th> <th>dB</th> <th>dBuV</th> <th>dB/m</th> <th>dB</th> <th>dB</th> <th>dB</th> <th>cm</th> <th>deg</th> </tr> </thead> <tbody> <tr> <td>1</td> <td>2483.62</td> <td>56.10</td> <td>74.00</td> <td>-17.90</td> <td>47.39</td> <td>32.23</td> <td>7.33</td> <td>36.85</td> <td>6.00</td> <td>151</td> <td>115 PEAK</td> </tr> </tbody> </table>	Limit	Read	Ant	Cable	Preamp	Aux	APos	TPos	Remark	Freq	Level	Line	Margin	Level	Factor	Loss	Factor	Factor	cm	deg	MHz	dBuV/m	dBuV/m	dB	dBuV	dB/m	dB	dB	dB	cm	deg	1	2483.62	56.10	74.00	-17.90	47.39	32.23	7.33	36.85	6.00	151	115 PEAK	Blank
	Limit	Read	Ant	Cable	Preamp	Aux	APos	TPos	Remark																																				
Freq	Level	Line	Margin	Level	Factor	Loss	Factor	Factor	cm	deg																																			
MHz	dBuV/m	dBuV/m	dB	dBuV	dB/m	dB	dB	dB	cm	deg																																			
1	2483.62	56.10	74.00	-17.90	47.39	32.23	7.33	36.85	6.00	151	115 PEAK																																		
Avg	<table border="1"> <thead> <tr> <th>Limit</th> <th>Read</th> <th>Ant</th> <th>Cable</th> <th>Preamp</th> <th>Aux</th> <th>APos</th> <th>TPos</th> <th>Remark</th> </tr> <tr> <th>Freq</th> <th>Level</th> <th>Line</th> <th>Margin</th> <th>Level</th> <th>Factor</th> <th>Loss</th> <th>Factor</th> <th>Factor</th> <th>cm</th> <th>deg</th> </tr> <tr> <th>MHz</th> <th>dBuV/m</th> <th>dBuV/m</th> <th>dB</th> <th>dBuV</th> <th>dB/m</th> <th>dB</th> <th>dB</th> <th>dB</th> <th>cm</th> <th>deg</th> </tr> </thead> <tbody> <tr> <td>1</td> <td>2483.68</td> <td>44.12</td> <td>54.00</td> <td>-9.88</td> <td>35.41</td> <td>32.23</td> <td>7.33</td> <td>36.85</td> <td>6.00</td> <td>151</td> <td>115 AVERAGE</td> </tr> </tbody> </table>	Limit	Read	Ant	Cable	Preamp	Aux	APos	TPos	Remark	Freq	Level	Line	Margin	Level	Factor	Loss	Factor	Factor	cm	deg	MHz	dBuV/m	dBuV/m	dB	dBuV	dB/m	dB	dB	dB	cm	deg	1	2483.68	44.12	54.00	-9.88	35.41	32.23	7.33	36.85	6.00	151	115 AVERAGE	Blank
Limit	Read	Ant	Cable	Preamp	Aux	APos	TPos	Remark																																					
Freq	Level	Line	Margin	Level	Factor	Loss	Factor	Factor	cm	deg																																			
MHz	dBuV/m	dBuV/m	dB	dBuV	dB/m	dB	dB	dB	cm	deg																																			
1	2483.68	44.12	54.00	-9.88	35.41	32.23	7.33	36.85	6.00	151	115 AVERAGE																																		



Mode	10																																																																																			
	Band Edge - L																																																																																			
	2400-2483.5_802.11ax HE40_CH03_Full_2422MHz																																																																																			
ANT	CDD 7+16																																																																																			
Pol.	Vertical	Fundamental																																																																																		
Peak	<table border="1"> <thead> <tr> <th>Limit</th> <th>Read</th> <th>Ant</th> <th>Cable</th> <th>Preamp</th> <th>Aux</th> <th>APos</th> <th>TPos</th> <th>Remark</th> </tr> <tr> <th>Freq</th> <th>Level</th> <th>Line Margin</th> <th>Level Factor</th> <th>Loss Factor</th> <th>Factor</th> <th></th> <th></th> <th></th> </tr> <tr> <th>MHz</th> <th>dBuV/m</th> <th>dBuV/m</th> <th>dB</th> <th>dBuV</th> <th>dB/m</th> <th>dB</th> <th>dB</th> <th>cm</th> <th>deg</th> </tr> </thead> <tbody> <tr> <td>1</td> <td>2389.95</td> <td>56.02</td> <td>74.00</td> <td>-17.98</td> <td>47.89</td> <td>31.83</td> <td>7.16</td> <td>36.86</td> <td>6.00</td> <td>350</td> <td>100</td> <td>PEAK</td> </tr> </tbody> </table>	Limit	Read	Ant	Cable	Preamp	Aux	APos	TPos	Remark	Freq	Level	Line Margin	Level Factor	Loss Factor	Factor				MHz	dBuV/m	dBuV/m	dB	dBuV	dB/m	dB	dB	cm	deg	1	2389.95	56.02	74.00	-17.98	47.89	31.83	7.16	36.86	6.00	350	100	PEAK	<table border="1"> <thead> <tr> <th>Limit</th> <th>Read</th> <th>Ant</th> <th>Cable</th> <th>Preamp</th> <th>Aux</th> <th>APos</th> <th>TPos</th> <th>Remark</th> </tr> <tr> <th>Freq</th> <th>Level</th> <th>Line Margin</th> <th>Level Factor</th> <th>Loss Factor</th> <th>Factor</th> <th></th> <th></th> <th></th> </tr> <tr> <th>MHz</th> <th>dBuV/m</th> <th>dBuV/m</th> <th>dB</th> <th>dBuV</th> <th>dB/m</th> <th>dB</th> <th>dB</th> <th>cm</th> <th>deg</th> </tr> </thead> <tbody> <tr> <td>1</td> <td>2422.00</td> <td>104.02</td> <td>-----</td> <td>-----</td> <td>95.65</td> <td>32.00</td> <td>7.23</td> <td>36.86</td> <td>6.00</td> <td>350</td> <td>100</td> <td>PEAK</td> </tr> </tbody> </table>	Limit	Read	Ant	Cable	Preamp	Aux	APos	TPos	Remark	Freq	Level	Line Margin	Level Factor	Loss Factor	Factor				MHz	dBuV/m	dBuV/m	dB	dBuV	dB/m	dB	dB	cm	deg	1	2422.00	104.02	-----	-----	95.65	32.00	7.23	36.86	6.00	350	100	PEAK
	Limit	Read	Ant	Cable	Preamp	Aux	APos	TPos	Remark																																																																											
Freq	Level	Line Margin	Level Factor	Loss Factor	Factor																																																																															
MHz	dBuV/m	dBuV/m	dB	dBuV	dB/m	dB	dB	cm	deg																																																																											
1	2389.95	56.02	74.00	-17.98	47.89	31.83	7.16	36.86	6.00	350	100	PEAK																																																																								
Limit	Read	Ant	Cable	Preamp	Aux	APos	TPos	Remark																																																																												
Freq	Level	Line Margin	Level Factor	Loss Factor	Factor																																																																															
MHz	dBuV/m	dBuV/m	dB	dBuV	dB/m	dB	dB	cm	deg																																																																											
1	2422.00	104.02	-----	-----	95.65	32.00	7.23	36.86	6.00	350	100	PEAK																																																																								
Avg	<table border="1"> <thead> <tr> <th>Limit</th> <th>Read</th> <th>Ant</th> <th>Cable</th> <th>Preamp</th> <th>Aux</th> <th>APos</th> <th>TPos</th> <th>Remark</th> </tr> <tr> <th>Freq</th> <th>Level</th> <th>Line Margin</th> <th>Level Factor</th> <th>Loss Factor</th> <th>Factor</th> <th></th> <th></th> <th></th> </tr> <tr> <th>MHz</th> <th>dBuV/m</th> <th>dBuV/m</th> <th>dB</th> <th>dBuV</th> <th>dB/m</th> <th>dB</th> <th>dB</th> <th>cm</th> <th>deg</th> </tr> </thead> <tbody> <tr> <td>1</td> <td>2389.95</td> <td>44.34</td> <td>54.00</td> <td>-9.66</td> <td>36.21</td> <td>31.83</td> <td>7.16</td> <td>36.86</td> <td>6.00</td> <td>350</td> <td>100</td> <td>AVERAGE</td> </tr> </tbody> </table>	Limit	Read	Ant	Cable	Preamp	Aux	APos	TPos	Remark	Freq	Level	Line Margin	Level Factor	Loss Factor	Factor				MHz	dBuV/m	dBuV/m	dB	dBuV	dB/m	dB	dB	cm	deg	1	2389.95	44.34	54.00	-9.66	36.21	31.83	7.16	36.86	6.00	350	100	AVERAGE	<table border="1"> <thead> <tr> <th>Limit</th> <th>Read</th> <th>Ant</th> <th>Cable</th> <th>Preamp</th> <th>Aux</th> <th>APos</th> <th>TPos</th> <th>Remark</th> </tr> <tr> <th>Freq</th> <th>Level</th> <th>Line Margin</th> <th>Level Factor</th> <th>Loss Factor</th> <th>Factor</th> <th></th> <th></th> <th></th> </tr> <tr> <th>MHz</th> <th>dBuV/m</th> <th>dBuV/m</th> <th>dB</th> <th>dBuV</th> <th>dB/m</th> <th>dB</th> <th>dB</th> <th>cm</th> <th>deg</th> </tr> </thead> <tbody> <tr> <td>1</td> <td>2422.00</td> <td>94.81</td> <td>-----</td> <td>-----</td> <td>86.45</td> <td>32.00</td> <td>7.22</td> <td>36.86</td> <td>6.00</td> <td>350</td> <td>100</td> <td>AVERAGE</td> </tr> </tbody> </table>	Limit	Read	Ant	Cable	Preamp	Aux	APos	TPos	Remark	Freq	Level	Line Margin	Level Factor	Loss Factor	Factor				MHz	dBuV/m	dBuV/m	dB	dBuV	dB/m	dB	dB	cm	deg	1	2422.00	94.81	-----	-----	86.45	32.00	7.22	36.86	6.00	350	100	AVERAGE
Limit	Read	Ant	Cable	Preamp	Aux	APos	TPos	Remark																																																																												
Freq	Level	Line Margin	Level Factor	Loss Factor	Factor																																																																															
MHz	dBuV/m	dBuV/m	dB	dBuV	dB/m	dB	dB	cm	deg																																																																											
1	2389.95	44.34	54.00	-9.66	36.21	31.83	7.16	36.86	6.00	350	100	AVERAGE																																																																								
Limit	Read	Ant	Cable	Preamp	Aux	APos	TPos	Remark																																																																												
Freq	Level	Line Margin	Level Factor	Loss Factor	Factor																																																																															
MHz	dBuV/m	dBuV/m	dB	dBuV	dB/m	dB	dB	cm	deg																																																																											
1	2422.00	94.81	-----	-----	86.45	32.00	7.22	36.86	6.00	350	100	AVERAGE																																																																								



Mode	10																																									
	Band Edge - R																																									
	2400-2483.5_802.11ax HE40_CH03_Full_2422MHz																																									
ANT	CDD 7+16																																									
Pol.	Vertical	Fundamental																																								
Peak	<table border="1"> <thead> <tr> <th>Limit</th> <th>Read</th> <th>Ant</th> <th>Cable</th> <th>Preamp</th> <th>Aux</th> <th>APos</th> <th>TPos</th> <th>Remark</th> </tr> <tr> <th>Freq</th> <th>Level</th> <th>Line</th> <th>Margin</th> <th>Level</th> <th>Factor</th> <th>Loss</th> <th>Factor</th> <th>Factor</th> </tr> <tr> <th>MHz</th> <th>dBuV/m</th> <th>dBuV/m</th> <th>dB</th> <th>dBuV</th> <th>dB/m</th> <th>dB</th> <th>dB</th> <th>dB</th> </tr> </thead> <tbody> <tr> <td>1</td> <td>2483.86</td> <td>51.37</td> <td>74.00</td> <td>-22.63</td> <td>42.65</td> <td>32.24</td> <td>7.33</td> <td>36.85</td> <td>6.00</td> <td>350</td> <td>100</td> <td>PEAK</td> </tr> </tbody> </table>	Limit	Read	Ant	Cable	Preamp	Aux	APos	TPos	Remark	Freq	Level	Line	Margin	Level	Factor	Loss	Factor	Factor	MHz	dBuV/m	dBuV/m	dB	dBuV	dB/m	dB	dB	dB	1	2483.86	51.37	74.00	-22.63	42.65	32.24	7.33	36.85	6.00	350	100	PEAK	Blank
Limit	Read	Ant	Cable	Preamp	Aux	APos	TPos	Remark																																		
Freq	Level	Line	Margin	Level	Factor	Loss	Factor	Factor																																		
MHz	dBuV/m	dBuV/m	dB	dBuV	dB/m	dB	dB	dB																																		
1	2483.86	51.37	74.00	-22.63	42.65	32.24	7.33	36.85	6.00	350	100	PEAK																														
Avg	<table border="1"> <thead> <tr> <th>Limit</th> <th>Read</th> <th>Ant</th> <th>Cable</th> <th>Preamp</th> <th>Aux</th> <th>APos</th> <th>TPos</th> <th>Remark</th> </tr> <tr> <th>Freq</th> <th>Level</th> <th>Line</th> <th>Margin</th> <th>Level</th> <th>Factor</th> <th>Loss</th> <th>Factor</th> <th>Factor</th> </tr> <tr> <th>MHz</th> <th>dBuV/m</th> <th>dBuV/m</th> <th>dB</th> <th>dBuV</th> <th>dB/m</th> <th>dB</th> <th>dB</th> <th>dB</th> </tr> </thead> <tbody> <tr> <td>1</td> <td>2483.92</td> <td>39.38</td> <td>54.00</td> <td>-14.62</td> <td>30.66</td> <td>32.24</td> <td>7.33</td> <td>36.85</td> <td>6.00</td> <td>350</td> <td>100</td> <td>AVERAGE</td> </tr> </tbody> </table>	Limit	Read	Ant	Cable	Preamp	Aux	APos	TPos	Remark	Freq	Level	Line	Margin	Level	Factor	Loss	Factor	Factor	MHz	dBuV/m	dBuV/m	dB	dBuV	dB/m	dB	dB	dB	1	2483.92	39.38	54.00	-14.62	30.66	32.24	7.33	36.85	6.00	350	100	AVERAGE	Blank
Limit	Read	Ant	Cable	Preamp	Aux	APos	TPos	Remark																																		
Freq	Level	Line	Margin	Level	Factor	Loss	Factor	Factor																																		
MHz	dBuV/m	dBuV/m	dB	dBuV	dB/m	dB	dB	dB																																		
1	2483.92	39.38	54.00	-14.62	30.66	32.24	7.33	36.85	6.00	350	100	AVERAGE																														



Mode	10																																																																																																																	
	Harmonic																																																																																																																	
	2400-2483.5_802.11ax HE40_CH03_Full_2422MHz																																																																																																																	
ANT	CDD 7+16																																																																																																																	
Pol.	Horizontal	Vertical																																																																																																																
Peak Avg	<table border="1"> <thead> <tr> <th>Limit</th> <th>Read</th> <th>Ant</th> <th>Cable</th> <th>Preamp</th> <th>Aux</th> <th>APos</th> <th>TPos</th> <th colspan="2"></th> </tr> <tr> <th>Freq</th> <th>Level</th> <th>Line Margin</th> <th>Level</th> <th>Factor</th> <th>Loss Factor</th> <th>Factor</th> <th></th> <th>cm</th> <th>deg</th> </tr> <tr> <th>MHz</th> <th>dBuV/m</th> <th>dBuV/m</th> <th>dB</th> <th>dBuV</th> <th>dB/m</th> <th>dB</th> <th>dB</th> <th>cm</th> <th>deg</th> </tr> </thead> <tbody> <tr> <td>1</td> <td>4844.00</td> <td>41.57</td> <td>74.00</td> <td>-32.43</td> <td>63.02</td> <td>34.01</td> <td>10.31</td> <td>65.77</td> <td>0.00</td> <td>--</td> <td>--</td> <td>PEAK</td> </tr> <tr> <td>2</td> <td>7266.00</td> <td>42.85</td> <td>74.00</td> <td>-31.15</td> <td>60.73</td> <td>35.60</td> <td>12.71</td> <td>66.19</td> <td>0.00</td> <td>--</td> <td>--</td> <td>PEAK</td> </tr> </tbody> </table>	Limit	Read	Ant	Cable	Preamp	Aux	APos	TPos			Freq	Level	Line Margin	Level	Factor	Loss Factor	Factor		cm	deg	MHz	dBuV/m	dBuV/m	dB	dBuV	dB/m	dB	dB	cm	deg	1	4844.00	41.57	74.00	-32.43	63.02	34.01	10.31	65.77	0.00	--	--	PEAK	2	7266.00	42.85	74.00	-31.15	60.73	35.60	12.71	66.19	0.00	--	--	PEAK	<table border="1"> <thead> <tr> <th>Limit</th> <th>Read</th> <th>Ant</th> <th>Cable</th> <th>Preamp</th> <th>Aux</th> <th>APos</th> <th>TPos</th> <th colspan="2"></th> </tr> <tr> <th>Freq</th> <th>Level</th> <th>Line Margin</th> <th>Level</th> <th>Factor</th> <th>Loss Factor</th> <th>Factor</th> <th></th> <th>cm</th> <th>deg</th> </tr> <tr> <th>MHz</th> <th>dBuV/m</th> <th>dBuV/m</th> <th>dB</th> <th>dBuV</th> <th>dB/m</th> <th>dB</th> <th>dB</th> <th>cm</th> <th>deg</th> </tr> </thead> <tbody> <tr> <td>1</td> <td>4844.00</td> <td>41.09</td> <td>74.00</td> <td>-32.91</td> <td>62.54</td> <td>34.01</td> <td>10.31</td> <td>65.77</td> <td>0.00</td> <td>--</td> <td>--</td> <td>PEAK</td> </tr> <tr> <td>2</td> <td>7266.00</td> <td>42.29</td> <td>74.00</td> <td>-31.71</td> <td>60.17</td> <td>35.60</td> <td>12.71</td> <td>66.19</td> <td>0.00</td> <td>--</td> <td>--</td> <td>PEAK</td> </tr> </tbody> </table>	Limit	Read	Ant	Cable	Preamp	Aux	APos	TPos			Freq	Level	Line Margin	Level	Factor	Loss Factor	Factor		cm	deg	MHz	dBuV/m	dBuV/m	dB	dBuV	dB/m	dB	dB	cm	deg	1	4844.00	41.09	74.00	-32.91	62.54	34.01	10.31	65.77	0.00	--	--	PEAK	2	7266.00	42.29	74.00	-31.71	60.17	35.60	12.71	66.19	0.00	--	--	PEAK
Limit	Read	Ant	Cable	Preamp	Aux	APos	TPos																																																																																																											
Freq	Level	Line Margin	Level	Factor	Loss Factor	Factor		cm	deg																																																																																																									
MHz	dBuV/m	dBuV/m	dB	dBuV	dB/m	dB	dB	cm	deg																																																																																																									
1	4844.00	41.57	74.00	-32.43	63.02	34.01	10.31	65.77	0.00	--	--	PEAK																																																																																																						
2	7266.00	42.85	74.00	-31.15	60.73	35.60	12.71	66.19	0.00	--	--	PEAK																																																																																																						
Limit	Read	Ant	Cable	Preamp	Aux	APos	TPos																																																																																																											
Freq	Level	Line Margin	Level	Factor	Loss Factor	Factor		cm	deg																																																																																																									
MHz	dBuV/m	dBuV/m	dB	dBuV	dB/m	dB	dB	cm	deg																																																																																																									
1	4844.00	41.09	74.00	-32.91	62.54	34.01	10.31	65.77	0.00	--	--	PEAK																																																																																																						
2	7266.00	42.29	74.00	-31.71	60.17	35.60	12.71	66.19	0.00	--	--	PEAK																																																																																																						



Mode	11																																																																																																													
	Harmonic																																																																																																													
	2400-2483.5_802.11ax HE40_CH06_Full_2437MHz																																																																																																													
ANT	CDD 7+16																																																																																																													
Pol.	Horizontal	Vertical																																																																																																												
Peak Avg	<table border="1"> <thead> <tr> <th>Limit</th> <th>Read</th> <th>Ant</th> <th>Cable</th> <th>Preamp</th> <th>Aux</th> <th>APos</th> <th>TPos</th> <th>Remark</th> </tr> <tr> <th>Freq</th> <th>Level</th> <th>Line Margin</th> <th>Level</th> <th>Factor</th> <th>Loss Factor</th> <th>Factor</th> <th></th> <th></th> </tr> <tr> <th>MHz</th> <th>dBuV/m</th> <th>dBuV/m</th> <th>dB</th> <th>dBuV</th> <th>dB/m</th> <th>dB</th> <th>dB</th> <th>cm</th> <th>deg</th> </tr> </thead> <tbody> <tr> <td>1</td> <td>4874.00</td> <td>42.60</td> <td>74.00</td> <td>-31.40</td> <td>64.11</td> <td>33.95</td> <td>10.34</td> <td>65.80</td> <td>0.00</td> <td>--</td> <td>--</td> <td>PEAK</td> </tr> <tr> <td>2</td> <td>7311.00</td> <td>42.73</td> <td>74.00</td> <td>-31.27</td> <td>60.62</td> <td>35.60</td> <td>12.78</td> <td>66.27</td> <td>0.00</td> <td>--</td> <td>--</td> <td>PEAK</td> </tr> </tbody> </table>	Limit	Read	Ant	Cable	Preamp	Aux	APos	TPos	Remark	Freq	Level	Line Margin	Level	Factor	Loss Factor	Factor			MHz	dBuV/m	dBuV/m	dB	dBuV	dB/m	dB	dB	cm	deg	1	4874.00	42.60	74.00	-31.40	64.11	33.95	10.34	65.80	0.00	--	--	PEAK	2	7311.00	42.73	74.00	-31.27	60.62	35.60	12.78	66.27	0.00	--	--	PEAK	<table border="1"> <thead> <tr> <th>Limit</th> <th>Read</th> <th>Ant</th> <th>Cable</th> <th>Preamp</th> <th>Aux</th> <th>APos</th> <th>TPos</th> <th>Remark</th> </tr> <tr> <th>Freq</th> <th>Level</th> <th>Line Margin</th> <th>Level</th> <th>Factor</th> <th>Loss Factor</th> <th>Factor</th> <th></th> <th></th> </tr> <tr> <th>MHz</th> <th>dBuV/m</th> <th>dBuV/m</th> <th>dB</th> <th>dBuV</th> <th>dB/m</th> <th>dB</th> <th>dB</th> <th>cm</th> <th>deg</th> </tr> </thead> <tbody> <tr> <td>1</td> <td>4874.00</td> <td>43.41</td> <td>74.00</td> <td>-30.59</td> <td>64.92</td> <td>33.95</td> <td>10.34</td> <td>65.80</td> <td>0.00</td> <td>--</td> <td>--</td> <td>PEAK</td> </tr> <tr> <td>2</td> <td>7311.00</td> <td>41.91</td> <td>74.00</td> <td>-32.09</td> <td>59.80</td> <td>35.60</td> <td>12.78</td> <td>66.27</td> <td>0.00</td> <td>--</td> <td>--</td> <td>PEAK</td> </tr> </tbody> </table>	Limit	Read	Ant	Cable	Preamp	Aux	APos	TPos	Remark	Freq	Level	Line Margin	Level	Factor	Loss Factor	Factor			MHz	dBuV/m	dBuV/m	dB	dBuV	dB/m	dB	dB	cm	deg	1	4874.00	43.41	74.00	-30.59	64.92	33.95	10.34	65.80	0.00	--	--	PEAK	2	7311.00	41.91	74.00	-32.09	59.80	35.60	12.78	66.27	0.00	--	--	PEAK
Limit	Read	Ant	Cable	Preamp	Aux	APos	TPos	Remark																																																																																																						
Freq	Level	Line Margin	Level	Factor	Loss Factor	Factor																																																																																																								
MHz	dBuV/m	dBuV/m	dB	dBuV	dB/m	dB	dB	cm	deg																																																																																																					
1	4874.00	42.60	74.00	-31.40	64.11	33.95	10.34	65.80	0.00	--	--	PEAK																																																																																																		
2	7311.00	42.73	74.00	-31.27	60.62	35.60	12.78	66.27	0.00	--	--	PEAK																																																																																																		
Limit	Read	Ant	Cable	Preamp	Aux	APos	TPos	Remark																																																																																																						
Freq	Level	Line Margin	Level	Factor	Loss Factor	Factor																																																																																																								
MHz	dBuV/m	dBuV/m	dB	dBuV	dB/m	dB	dB	cm	deg																																																																																																					
1	4874.00	43.41	74.00	-30.59	64.92	33.95	10.34	65.80	0.00	--	--	PEAK																																																																																																		
2	7311.00	41.91	74.00	-32.09	59.80	35.60	12.78	66.27	0.00	--	--	PEAK																																																																																																		



Mode	12																																																																																			
	Band Edge - L																																																																																			
	2400-2483.5_802.11ax HE40_CH09_Full_2452MHz																																																																																			
ANT	CDD 7+16																																																																																			
Pol.	Horizontal	Fundamental																																																																																		
Peak	<table border="1"> <thead> <tr> <th>Limit</th> <th>Read</th> <th>Ant</th> <th>Cable</th> <th>Preamp</th> <th>Aux</th> <th>APos</th> <th>TPos</th> <th>Remark</th> </tr> <tr> <th>Freq</th> <th>Level</th> <th>Line Margin</th> <th>Level Factor</th> <th>Loss Factor</th> <th>Loss Factor</th> <th>Factor</th> <th>cm</th> <th>deg</th> </tr> <tr> <th>MHz</th> <th>dBuV/m</th> <th>dBuV/m</th> <th>dB</th> <th>dBuV</th> <th>dB/m</th> <th>dB</th> <th>dB</th> <th>cm</th> <th>deg</th> </tr> </thead> <tbody> <tr> <td>1</td> <td>2346.40</td> <td>49.91</td> <td>74.00</td> <td>-24.09</td> <td>42.17</td> <td>31.52</td> <td>7.09</td> <td>36.87</td> <td>6.00</td> <td>123</td> <td>113</td> <td>PEAK</td> </tr> </tbody> </table>	Limit	Read	Ant	Cable	Preamp	Aux	APos	TPos	Remark	Freq	Level	Line Margin	Level Factor	Loss Factor	Loss Factor	Factor	cm	deg	MHz	dBuV/m	dBuV/m	dB	dBuV	dB/m	dB	dB	cm	deg	1	2346.40	49.91	74.00	-24.09	42.17	31.52	7.09	36.87	6.00	123	113	PEAK	<table border="1"> <thead> <tr> <th>Limit</th> <th>Read</th> <th>Ant</th> <th>Cable</th> <th>Preamp</th> <th>Aux</th> <th>APos</th> <th>TPos</th> <th>Remark</th> </tr> <tr> <th>Freq</th> <th>Level</th> <th>Line Margin</th> <th>Level Factor</th> <th>Loss Factor</th> <th>Loss Factor</th> <th>Factor</th> <th>cm</th> <th>deg</th> </tr> <tr> <th>MHz</th> <th>dBuV/m</th> <th>dBuV/m</th> <th>dB</th> <th>dBuV</th> <th>dB/m</th> <th>dB</th> <th>dB</th> <th>cm</th> <th>deg</th> </tr> </thead> <tbody> <tr> <td>1</td> <td>2452.00</td> <td>106.66</td> <td>-----</td> <td>-----</td> <td>98.10</td> <td>32.13</td> <td>7.28</td> <td>36.85</td> <td>6.00</td> <td>123</td> <td>113</td> <td>PEAK</td> </tr> </tbody> </table>	Limit	Read	Ant	Cable	Preamp	Aux	APos	TPos	Remark	Freq	Level	Line Margin	Level Factor	Loss Factor	Loss Factor	Factor	cm	deg	MHz	dBuV/m	dBuV/m	dB	dBuV	dB/m	dB	dB	cm	deg	1	2452.00	106.66	-----	-----	98.10	32.13	7.28	36.85	6.00	123	113	PEAK
	Limit	Read	Ant	Cable	Preamp	Aux	APos	TPos	Remark																																																																											
Freq	Level	Line Margin	Level Factor	Loss Factor	Loss Factor	Factor	cm	deg																																																																												
MHz	dBuV/m	dBuV/m	dB	dBuV	dB/m	dB	dB	cm	deg																																																																											
1	2346.40	49.91	74.00	-24.09	42.17	31.52	7.09	36.87	6.00	123	113	PEAK																																																																								
Limit	Read	Ant	Cable	Preamp	Aux	APos	TPos	Remark																																																																												
Freq	Level	Line Margin	Level Factor	Loss Factor	Loss Factor	Factor	cm	deg																																																																												
MHz	dBuV/m	dBuV/m	dB	dBuV	dB/m	dB	dB	cm	deg																																																																											
1	2452.00	106.66	-----	-----	98.10	32.13	7.28	36.85	6.00	123	113	PEAK																																																																								
Avg	<table border="1"> <thead> <tr> <th>Limit</th> <th>Read</th> <th>Ant</th> <th>Cable</th> <th>Preamp</th> <th>Aux</th> <th>APos</th> <th>TPos</th> <th>Remark</th> </tr> <tr> <th>Freq</th> <th>Level</th> <th>Line Margin</th> <th>Level Factor</th> <th>Loss Factor</th> <th>Loss Factor</th> <th>Factor</th> <th>cm</th> <th>deg</th> </tr> <tr> <th>MHz</th> <th>dBuV/m</th> <th>dBuV/m</th> <th>dB</th> <th>dBuV</th> <th>dB/m</th> <th>dB</th> <th>dB</th> <th>cm</th> <th>deg</th> </tr> </thead> <tbody> <tr> <td>1</td> <td>2388.65</td> <td>39.21</td> <td>54.00</td> <td>-14.79</td> <td>31.09</td> <td>31.82</td> <td>7.16</td> <td>36.86</td> <td>6.00</td> <td>123</td> <td>113</td> <td>AVERAGE</td> </tr> </tbody> </table>	Limit	Read	Ant	Cable	Preamp	Aux	APos	TPos	Remark	Freq	Level	Line Margin	Level Factor	Loss Factor	Loss Factor	Factor	cm	deg	MHz	dBuV/m	dBuV/m	dB	dBuV	dB/m	dB	dB	cm	deg	1	2388.65	39.21	54.00	-14.79	31.09	31.82	7.16	36.86	6.00	123	113	AVERAGE	<table border="1"> <thead> <tr> <th>Limit</th> <th>Read</th> <th>Ant</th> <th>Cable</th> <th>Preamp</th> <th>Aux</th> <th>APos</th> <th>TPos</th> <th>Remark</th> </tr> <tr> <th>Freq</th> <th>Level</th> <th>Line Margin</th> <th>Level Factor</th> <th>Loss Factor</th> <th>Loss Factor</th> <th>Factor</th> <th>cm</th> <th>deg</th> </tr> <tr> <th>MHz</th> <th>dBuV/m</th> <th>dBuV/m</th> <th>dB</th> <th>dBuV</th> <th>dB/m</th> <th>dB</th> <th>dB</th> <th>cm</th> <th>deg</th> </tr> </thead> <tbody> <tr> <td>1</td> <td>2452.00</td> <td>97.46</td> <td>-----</td> <td>-----</td> <td>88.92</td> <td>32.12</td> <td>7.28</td> <td>36.86</td> <td>6.00</td> <td>123</td> <td>113</td> <td>AVERAGE</td> </tr> </tbody> </table>	Limit	Read	Ant	Cable	Preamp	Aux	APos	TPos	Remark	Freq	Level	Line Margin	Level Factor	Loss Factor	Loss Factor	Factor	cm	deg	MHz	dBuV/m	dBuV/m	dB	dBuV	dB/m	dB	dB	cm	deg	1	2452.00	97.46	-----	-----	88.92	32.12	7.28	36.86	6.00	123	113	AVERAGE
Limit	Read	Ant	Cable	Preamp	Aux	APos	TPos	Remark																																																																												
Freq	Level	Line Margin	Level Factor	Loss Factor	Loss Factor	Factor	cm	deg																																																																												
MHz	dBuV/m	dBuV/m	dB	dBuV	dB/m	dB	dB	cm	deg																																																																											
1	2388.65	39.21	54.00	-14.79	31.09	31.82	7.16	36.86	6.00	123	113	AVERAGE																																																																								
Limit	Read	Ant	Cable	Preamp	Aux	APos	TPos	Remark																																																																												
Freq	Level	Line Margin	Level Factor	Loss Factor	Loss Factor	Factor	cm	deg																																																																												
MHz	dBuV/m	dBuV/m	dB	dBuV	dB/m	dB	dB	cm	deg																																																																											
1	2452.00	97.46	-----	-----	88.92	32.12	7.28	36.86	6.00	123	113	AVERAGE																																																																								



Mode	12																																														
	Band Edge - R																																														
	2400-2483.5_802.11ax HE40_CH09_Full_2452MHz																																														
ANT	CDD 7+16																																														
Pol.	Horizontal	Fundamental																																													
Peak	<table border="1"> <thead> <tr> <th>Limit</th> <th>Read</th> <th>Ant</th> <th>Cable</th> <th>Preamp</th> <th>Aux</th> <th>APos</th> <th>TPos</th> <th>Remark</th> </tr> <tr> <th>Freq</th> <th>Level</th> <th>Line</th> <th>Margin</th> <th>Level</th> <th>Factor</th> <th>Loss</th> <th>Factor</th> <th>Factor</th> </tr> <tr> <th>MHz</th> <th>dBuV/m</th> <th>dBuV/m</th> <th>dB</th> <th>dBuV</th> <th>dB/m</th> <th>dB</th> <th>dB</th> <th>dB</th> </tr> </thead> <tbody> <tr> <td>1 2483.74</td> <td>61.32</td> <td>74.00</td> <td>-12.68</td> <td>52.61</td> <td>32.23</td> <td>7.33</td> <td>36.85</td> <td>6.00</td> </tr> <tr> <td></td> <td></td> <td></td> <td></td> <td></td> <td></td> <td></td> <td></td> <td>123 113 PEAK</td> </tr> </tbody> </table>	Limit	Read	Ant	Cable	Preamp	Aux	APos	TPos	Remark	Freq	Level	Line	Margin	Level	Factor	Loss	Factor	Factor	MHz	dBuV/m	dBuV/m	dB	dBuV	dB/m	dB	dB	dB	1 2483.74	61.32	74.00	-12.68	52.61	32.23	7.33	36.85	6.00									123 113 PEAK	Blank
Limit	Read	Ant	Cable	Preamp	Aux	APos	TPos	Remark																																							
Freq	Level	Line	Margin	Level	Factor	Loss	Factor	Factor																																							
MHz	dBuV/m	dBuV/m	dB	dBuV	dB/m	dB	dB	dB																																							
1 2483.74	61.32	74.00	-12.68	52.61	32.23	7.33	36.85	6.00																																							
								123 113 PEAK																																							
Avg	<table border="1"> <thead> <tr> <th>Limit</th> <th>Read</th> <th>Ant</th> <th>Cable</th> <th>Preamp</th> <th>Aux</th> <th>APos</th> <th>TPos</th> <th>Remark</th> </tr> <tr> <th>Freq</th> <th>Level</th> <th>Line</th> <th>Margin</th> <th>Level</th> <th>Factor</th> <th>Loss</th> <th>Factor</th> <th>Factor</th> </tr> <tr> <th>MHz</th> <th>dBuV/m</th> <th>dBuV/m</th> <th>dB</th> <th>dBuV</th> <th>dB/m</th> <th>dB</th> <th>dB</th> <th>dB</th> </tr> </thead> <tbody> <tr> <td>1 2484.34</td> <td>49.41</td> <td>54.00</td> <td>-4.59</td> <td>40.69</td> <td>32.24</td> <td>7.33</td> <td>36.85</td> <td>6.00</td> </tr> <tr> <td></td> <td></td> <td></td> <td></td> <td></td> <td></td> <td></td> <td></td> <td>123 113 AVERAGE</td> </tr> </tbody> </table>	Limit	Read	Ant	Cable	Preamp	Aux	APos	TPos	Remark	Freq	Level	Line	Margin	Level	Factor	Loss	Factor	Factor	MHz	dBuV/m	dBuV/m	dB	dBuV	dB/m	dB	dB	dB	1 2484.34	49.41	54.00	-4.59	40.69	32.24	7.33	36.85	6.00									123 113 AVERAGE	Blank
Limit	Read	Ant	Cable	Preamp	Aux	APos	TPos	Remark																																							
Freq	Level	Line	Margin	Level	Factor	Loss	Factor	Factor																																							
MHz	dBuV/m	dBuV/m	dB	dBuV	dB/m	dB	dB	dB																																							
1 2484.34	49.41	54.00	-4.59	40.69	32.24	7.33	36.85	6.00																																							
								123 113 AVERAGE																																							



Mode	12																																																															
	Band Edge - L																																																															
	2400-2483.5_802.11ax HE40_CH09_Full_2452MHz																																																															
ANT	CDD 7+16																																																															
Pol.	Vertical	Fundamental																																																														
Peak	<table border="1"> <thead> <tr> <th>Limit</th> <th>Read</th> <th>Ant</th> <th>Cable</th> <th>Preamp</th> <th>Aux</th> <th>APos</th> <th>TPos</th> <th>Remark</th> </tr> <tr> <th>Freq</th> <th>Level</th> <th>Line Margin</th> <th>Level Factor</th> <th>Loss Factor</th> <th>Factor</th> <th>Factor</th> <th>cm</th> <th>deg</th> </tr> </thead> <tbody> <tr> <td>1</td> <td>2342.76</td> <td>49.56</td> <td>74.00</td> <td>-24.44</td> <td>41.84</td> <td>31.50</td> <td>7.09</td> <td>36.87</td> <td>6.00</td> <td>383</td> <td>73</td> <td>PEAK</td> </tr> </tbody> </table>	Limit	Read	Ant	Cable	Preamp	Aux	APos	TPos	Remark	Freq	Level	Line Margin	Level Factor	Loss Factor	Factor	Factor	cm	deg	1	2342.76	49.56	74.00	-24.44	41.84	31.50	7.09	36.87	6.00	383	73	PEAK	<table border="1"> <thead> <tr> <th>Limit</th> <th>Read</th> <th>Ant</th> <th>Cable</th> <th>Preamp</th> <th>Aux</th> <th>APos</th> <th>TPos</th> <th>Remark</th> </tr> <tr> <th>Freq</th> <th>Level</th> <th>Line Margin</th> <th>Level Factor</th> <th>Loss Factor</th> <th>Factor</th> <th>Factor</th> <th>cm</th> <th>deg</th> </tr> </thead> <tbody> <tr> <td>1</td> <td>2452.00</td> <td>102.32</td> <td>-----</td> <td>-----</td> <td>93.73</td> <td>32.15</td> <td>7.29</td> <td>36.85</td> <td>6.00</td> <td>383</td> <td>73</td> <td>PEAK</td> </tr> </tbody> </table>	Limit	Read	Ant	Cable	Preamp	Aux	APos	TPos	Remark	Freq	Level	Line Margin	Level Factor	Loss Factor	Factor	Factor	cm	deg	1	2452.00	102.32	-----	-----	93.73	32.15	7.29	36.85	6.00	383	73	PEAK
	Limit	Read	Ant	Cable	Preamp	Aux	APos	TPos	Remark																																																							
Freq	Level	Line Margin	Level Factor	Loss Factor	Factor	Factor	cm	deg																																																								
1	2342.76	49.56	74.00	-24.44	41.84	31.50	7.09	36.87	6.00	383	73	PEAK																																																				
Limit	Read	Ant	Cable	Preamp	Aux	APos	TPos	Remark																																																								
Freq	Level	Line Margin	Level Factor	Loss Factor	Factor	Factor	cm	deg																																																								
1	2452.00	102.32	-----	-----	93.73	32.15	7.29	36.85	6.00	383	73	PEAK																																																				
Avg	<table border="1"> <thead> <tr> <th>Limit</th> <th>Read</th> <th>Ant</th> <th>Cable</th> <th>Preamp</th> <th>Aux</th> <th>APos</th> <th>TPos</th> <th>Remark</th> </tr> <tr> <th>Freq</th> <th>Level</th> <th>Line Margin</th> <th>Level Factor</th> <th>Loss Factor</th> <th>Factor</th> <th>Factor</th> <th>cm</th> <th>deg</th> </tr> </thead> <tbody> <tr> <td>1</td> <td>2375.52</td> <td>38.24</td> <td>54.00</td> <td>-15.76</td> <td>30.23</td> <td>31.73</td> <td>7.14</td> <td>36.86</td> <td>6.00</td> <td>383</td> <td>73</td> <td>AVERAGE</td> </tr> </tbody> </table>	Limit	Read	Ant	Cable	Preamp	Aux	APos	TPos	Remark	Freq	Level	Line Margin	Level Factor	Loss Factor	Factor	Factor	cm	deg	1	2375.52	38.24	54.00	-15.76	30.23	31.73	7.14	36.86	6.00	383	73	AVERAGE	<table border="1"> <thead> <tr> <th>Limit</th> <th>Read</th> <th>Ant</th> <th>Cable</th> <th>Preamp</th> <th>Aux</th> <th>APos</th> <th>TPos</th> <th>Remark</th> </tr> <tr> <th>Freq</th> <th>Level</th> <th>Line Margin</th> <th>Level Factor</th> <th>Loss Factor</th> <th>Factor</th> <th>Factor</th> <th>cm</th> <th>deg</th> </tr> </thead> <tbody> <tr> <td>1</td> <td>2452.00</td> <td>93.50</td> <td>-----</td> <td>-----</td> <td>84.94</td> <td>32.13</td> <td>7.28</td> <td>36.85</td> <td>6.00</td> <td>383</td> <td>73</td> <td>AVERAGE</td> </tr> </tbody> </table>	Limit	Read	Ant	Cable	Preamp	Aux	APos	TPos	Remark	Freq	Level	Line Margin	Level Factor	Loss Factor	Factor	Factor	cm	deg	1	2452.00	93.50	-----	-----	84.94	32.13	7.28	36.85	6.00	383	73	AVERAGE
Limit	Read	Ant	Cable	Preamp	Aux	APos	TPos	Remark																																																								
Freq	Level	Line Margin	Level Factor	Loss Factor	Factor	Factor	cm	deg																																																								
1	2375.52	38.24	54.00	-15.76	30.23	31.73	7.14	36.86	6.00	383	73	AVERAGE																																																				
Limit	Read	Ant	Cable	Preamp	Aux	APos	TPos	Remark																																																								
Freq	Level	Line Margin	Level Factor	Loss Factor	Factor	Factor	cm	deg																																																								
1	2452.00	93.50	-----	-----	84.94	32.13	7.28	36.85	6.00	383	73	AVERAGE																																																				

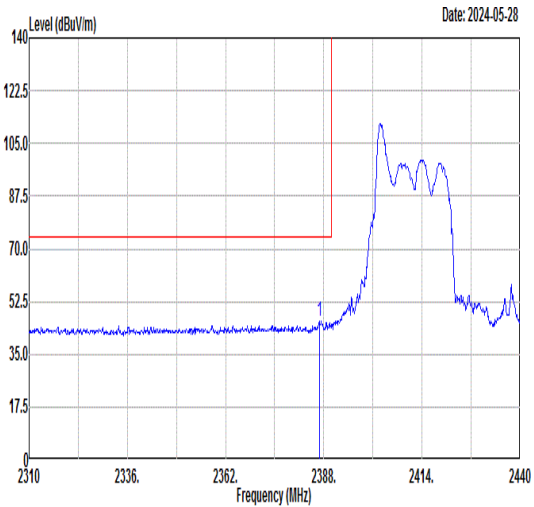
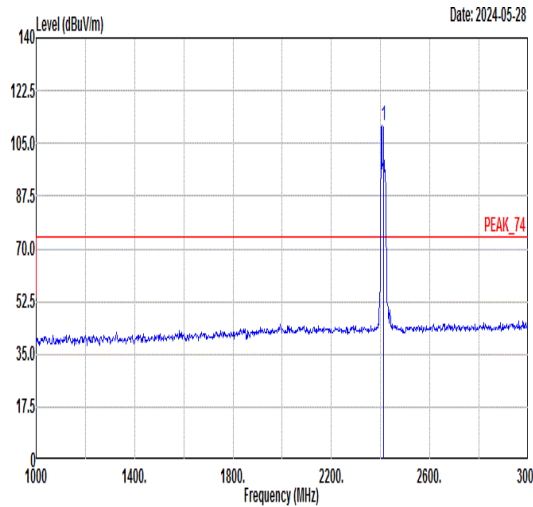
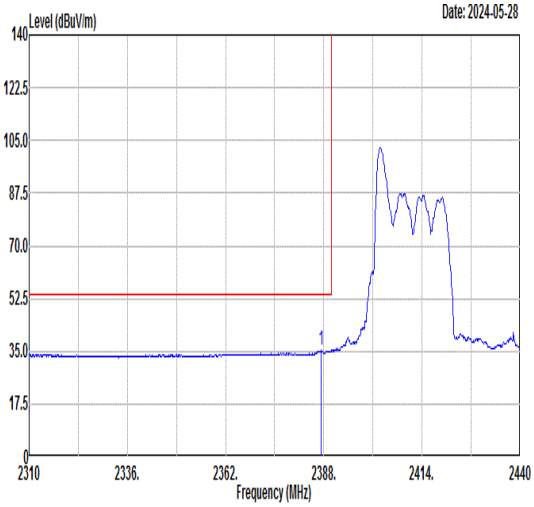
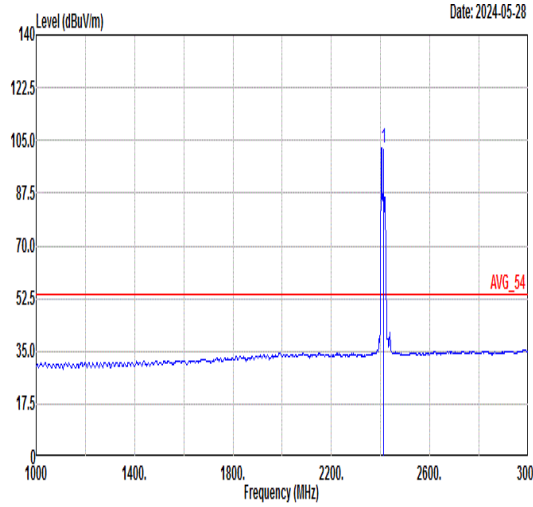


Mode	12																																							
	Band Edge - R																																							
	2400-2483.5_802.11ax HE40_CH09_Full_2452MHz																																							
ANT	CDD 7+16																																							
Pol.	Vertical	Fundamental																																						
Peak	<table border="1"> <thead> <tr> <th>Limit</th> <th>Read</th> <th>Ant</th> <th>Cable</th> <th>Preamp</th> <th>Aux</th> <th>APos</th> <th>TPos</th> <th>Remark</th> </tr> <tr> <th>Freq</th> <th>Level</th> <th>Line</th> <th>Margin</th> <th>Level</th> <th>Factor</th> <th>Loss</th> <th>Factor</th> <th>Factor</th> </tr> <tr> <th>MHz</th> <th>dBuV/m</th> <th>dBuV/m</th> <th>dB</th> <th>dBuV</th> <th>dB/m</th> <th>dB</th> <th>dB</th> <th>cm</th> <th>deg</th> </tr> </thead> <tbody> <tr> <td>1 2483.50</td> <td>58.12</td> <td>74.00</td> <td>-15.88</td> <td>49.41</td> <td>32.23</td> <td>7.33</td> <td>36.85</td> <td>6.00</td> <td>383 73 PEAK</td> </tr> </tbody> </table>	Limit	Read	Ant	Cable	Preamp	Aux	APos	TPos	Remark	Freq	Level	Line	Margin	Level	Factor	Loss	Factor	Factor	MHz	dBuV/m	dBuV/m	dB	dBuV	dB/m	dB	dB	cm	deg	1 2483.50	58.12	74.00	-15.88	49.41	32.23	7.33	36.85	6.00	383 73 PEAK	Blank
Limit	Read	Ant	Cable	Preamp	Aux	APos	TPos	Remark																																
Freq	Level	Line	Margin	Level	Factor	Loss	Factor	Factor																																
MHz	dBuV/m	dBuV/m	dB	dBuV	dB/m	dB	dB	cm	deg																															
1 2483.50	58.12	74.00	-15.88	49.41	32.23	7.33	36.85	6.00	383 73 PEAK																															
Avg	<table border="1"> <thead> <tr> <th>Limit</th> <th>Read</th> <th>Ant</th> <th>Cable</th> <th>Preamp</th> <th>Aux</th> <th>APos</th> <th>TPos</th> <th>Remark</th> </tr> <tr> <th>Freq</th> <th>Level</th> <th>Line</th> <th>Margin</th> <th>Level</th> <th>Factor</th> <th>Loss</th> <th>Factor</th> <th>Factor</th> </tr> <tr> <th>MHz</th> <th>dBuV/m</th> <th>dBuV/m</th> <th>dB</th> <th>dBuV</th> <th>dB/m</th> <th>dB</th> <th>dB</th> <th>cm</th> <th>deg</th> </tr> </thead> <tbody> <tr> <td>1 2483.50</td> <td>45.80</td> <td>54.00</td> <td>-8.20</td> <td>37.09</td> <td>32.23</td> <td>7.33</td> <td>36.85</td> <td>6.00</td> <td>383 73 AVERAGE</td> </tr> </tbody> </table>	Limit	Read	Ant	Cable	Preamp	Aux	APos	TPos	Remark	Freq	Level	Line	Margin	Level	Factor	Loss	Factor	Factor	MHz	dBuV/m	dBuV/m	dB	dBuV	dB/m	dB	dB	cm	deg	1 2483.50	45.80	54.00	-8.20	37.09	32.23	7.33	36.85	6.00	383 73 AVERAGE	Blank
Limit	Read	Ant	Cable	Preamp	Aux	APos	TPos	Remark																																
Freq	Level	Line	Margin	Level	Factor	Loss	Factor	Factor																																
MHz	dBuV/m	dBuV/m	dB	dBuV	dB/m	dB	dB	cm	deg																															
1 2483.50	45.80	54.00	-8.20	37.09	32.23	7.33	36.85	6.00	383 73 AVERAGE																															

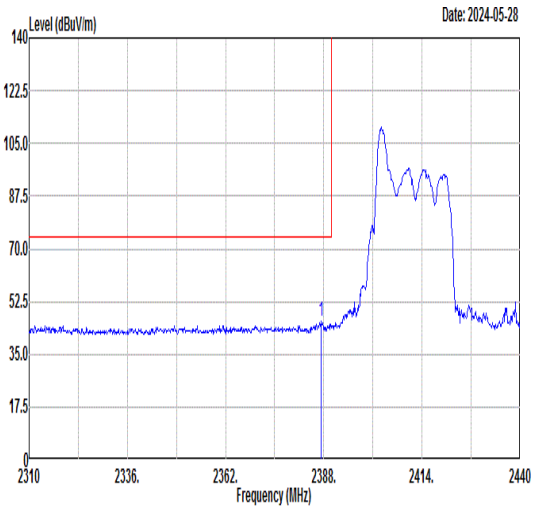
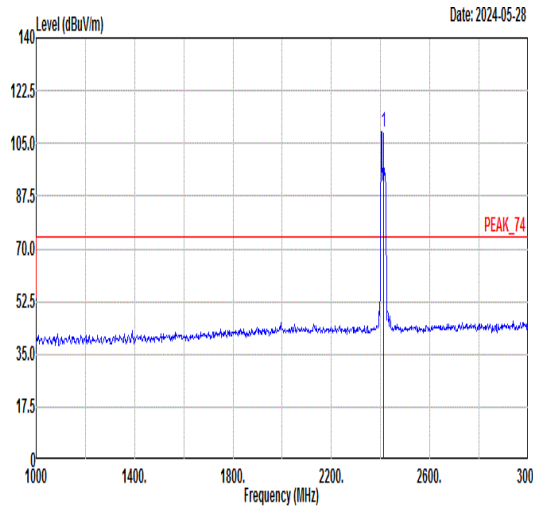
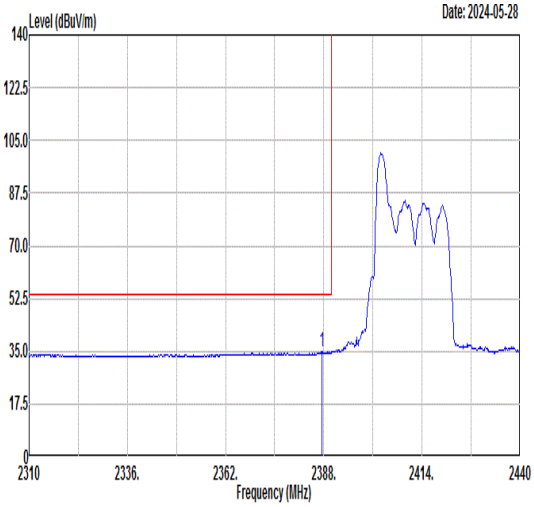
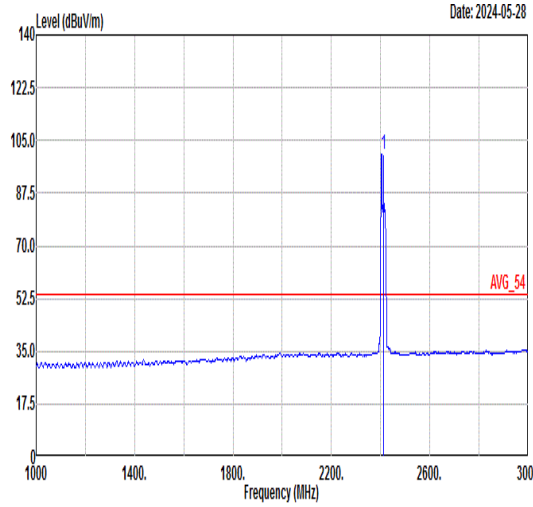


Mode	12																																																																																																									
	Harmonic																																																																																																									
	2400-2483.5_802.11ax HE40_CH09_Full_2452MHz																																																																																																									
ANT	CDD 7+16																																																																																																									
Pol.	Horizontal	Vertical																																																																																																								
Peak Avg	<table border="1"> <thead> <tr> <th>Limit</th> <th>Read</th> <th>Ant</th> <th>Cable</th> <th>Preamp</th> <th>Aux</th> <th>APos</th> <th>TPos</th> </tr> <tr> <th>Freq</th> <th>Level</th> <th>Line Margin</th> <th>Level</th> <th>Factor</th> <th>Loss Factor</th> <th>Factor</th> <th>Remark</th> </tr> <tr> <th>MHz</th> <th>dBuV/m</th> <th>dBuV/m</th> <th>dB</th> <th>dBuV</th> <th>dB/m</th> <th>dB</th> <th>dB</th> <th>cm</th> <th>deg</th> </tr> </thead> <tbody> <tr> <td>1</td> <td>4904.00</td> <td>41.51</td> <td>74.00</td> <td>-32.49</td> <td>63.08</td> <td>33.90</td> <td>10.37</td> <td>65.84</td> <td>0.00</td> <td>--</td> <td>--</td> <td>PEAK</td> </tr> <tr> <td>2</td> <td>7356.00</td> <td>42.38</td> <td>74.00</td> <td>-31.62</td> <td>60.30</td> <td>35.60</td> <td>12.84</td> <td>66.36</td> <td>0.00</td> <td>--</td> <td>--</td> <td>PEAK</td> </tr> </tbody> </table>	Limit	Read	Ant	Cable	Preamp	Aux	APos	TPos	Freq	Level	Line Margin	Level	Factor	Loss Factor	Factor	Remark	MHz	dBuV/m	dBuV/m	dB	dBuV	dB/m	dB	dB	cm	deg	1	4904.00	41.51	74.00	-32.49	63.08	33.90	10.37	65.84	0.00	--	--	PEAK	2	7356.00	42.38	74.00	-31.62	60.30	35.60	12.84	66.36	0.00	--	--	PEAK	<table border="1"> <thead> <tr> <th>Limit</th> <th>Read</th> <th>Ant</th> <th>Cable</th> <th>Preamp</th> <th>Aux</th> <th>APos</th> <th>TPos</th> </tr> <tr> <th>Freq</th> <th>Level</th> <th>Line Margin</th> <th>Level</th> <th>Factor</th> <th>Loss Factor</th> <th>Factor</th> <th>Remark</th> </tr> <tr> <th>MHz</th> <th>dBuV/m</th> <th>dBuV/m</th> <th>dB</th> <th>dBuV</th> <th>dB/m</th> <th>dB</th> <th>dB</th> <th>cm</th> <th>deg</th> </tr> </thead> <tbody> <tr> <td>1</td> <td>4904.00</td> <td>40.89</td> <td>74.00</td> <td>-33.11</td> <td>62.46</td> <td>33.90</td> <td>10.37</td> <td>65.84</td> <td>0.00</td> <td>--</td> <td>--</td> <td>PEAK</td> </tr> <tr> <td>2</td> <td>7356.00</td> <td>42.09</td> <td>74.00</td> <td>-31.91</td> <td>60.01</td> <td>35.60</td> <td>12.84</td> <td>66.36</td> <td>0.00</td> <td>--</td> <td>--</td> <td>PEAK</td> </tr> </tbody> </table>	Limit	Read	Ant	Cable	Preamp	Aux	APos	TPos	Freq	Level	Line Margin	Level	Factor	Loss Factor	Factor	Remark	MHz	dBuV/m	dBuV/m	dB	dBuV	dB/m	dB	dB	cm	deg	1	4904.00	40.89	74.00	-33.11	62.46	33.90	10.37	65.84	0.00	--	--	PEAK	2	7356.00	42.09	74.00	-31.91	60.01	35.60	12.84	66.36	0.00	--	--	PEAK
Limit	Read	Ant	Cable	Preamp	Aux	APos	TPos																																																																																																			
Freq	Level	Line Margin	Level	Factor	Loss Factor	Factor	Remark																																																																																																			
MHz	dBuV/m	dBuV/m	dB	dBuV	dB/m	dB	dB	cm	deg																																																																																																	
1	4904.00	41.51	74.00	-32.49	63.08	33.90	10.37	65.84	0.00	--	--	PEAK																																																																																														
2	7356.00	42.38	74.00	-31.62	60.30	35.60	12.84	66.36	0.00	--	--	PEAK																																																																																														
Limit	Read	Ant	Cable	Preamp	Aux	APos	TPos																																																																																																			
Freq	Level	Line Margin	Level	Factor	Loss Factor	Factor	Remark																																																																																																			
MHz	dBuV/m	dBuV/m	dB	dBuV	dB/m	dB	dB	cm	deg																																																																																																	
1	4904.00	40.89	74.00	-33.11	62.46	33.90	10.37	65.84	0.00	--	--	PEAK																																																																																														
2	7356.00	42.09	74.00	-31.91	60.01	35.60	12.84	66.36	0.00	--	--	PEAK																																																																																														

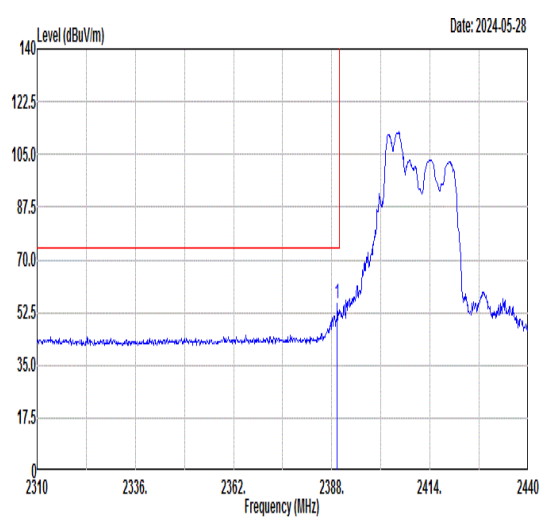
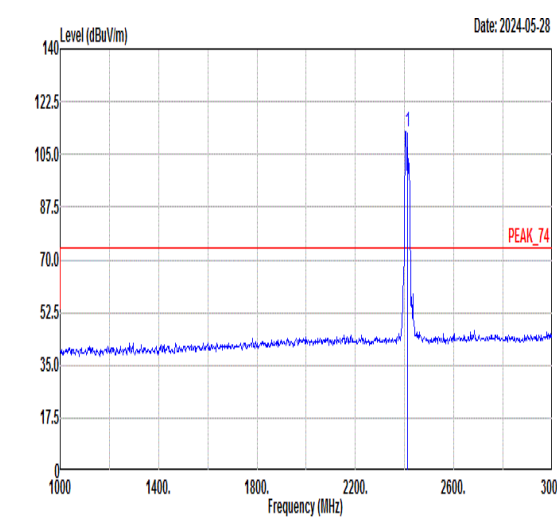
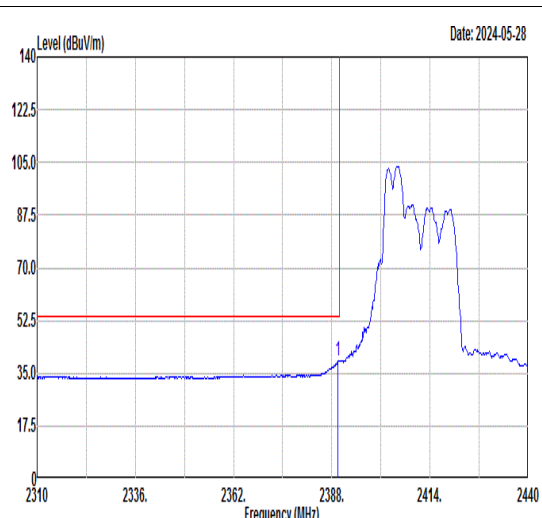
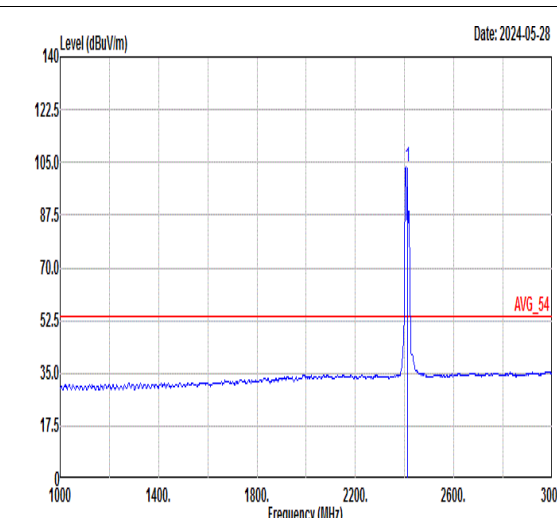


	13																																																																															
Mode	Band Edge																																																																															
	802.11ax HE20_MCS0_CH01_RU26/0_2412MHz																																																																															
ANT	CDD 7+16																																																																															
Pol.	Horizontal	Fundamental																																																																														
Peak	 <p style="text-align: right;">Date: 2024-05-28</p> <table border="1"> <thead> <tr> <th>Limit</th> <th>Margin</th> <th>Read</th> <th>Ant</th> <th>Cable</th> <th>Preamp</th> <th>APos</th> <th>TPos</th> <th>Remark</th> </tr> <tr> <th>Freq</th> <th>Level</th> <th>Line</th> <th>(dB)</th> <th>Level</th> <th>Factor</th> <th>Loss</th> <th>Factor</th> <th></th> </tr> <tr> <th>MHz</th> <th>dBuV/m</th> <th>dBuV/m</th> <th>dB</th> <th>dBuV</th> <th>dB/m</th> <th>dB</th> <th>dB</th> <th>cm</th> <th>deg</th> </tr> </thead> <tbody> <tr> <td>1</td> <td>2386.96</td> <td>45.93</td> <td>74.00</td> <td>-28.07</td> <td>43.38</td> <td>30.72</td> <td>5.36</td> <td>33.53</td> <td>400</td> <td>297 PEAK</td> </tr> </tbody> </table>	Limit	Margin	Read	Ant	Cable	Preamp	APos	TPos	Remark	Freq	Level	Line	(dB)	Level	Factor	Loss	Factor		MHz	dBuV/m	dBuV/m	dB	dBuV	dB/m	dB	dB	cm	deg	1	2386.96	45.93	74.00	-28.07	43.38	30.72	5.36	33.53	400	297 PEAK	 <p style="text-align: right;">Date: 2024-05-28</p> <table border="1"> <thead> <tr> <th>Limit</th> <th>Margin</th> <th>Read</th> <th>Ant</th> <th>Cable</th> <th>Preamp</th> <th>APos</th> <th>TPos</th> <th>Remark</th> </tr> <tr> <th>Freq</th> <th>Level</th> <th>Line</th> <th>(dB)</th> <th>Level</th> <th>Factor</th> <th>Loss</th> <th>Factor</th> <th></th> </tr> <tr> <th>MHz</th> <th>dBuV/m</th> <th>dBuV/m</th> <th>dB</th> <th>dBuV</th> <th>dB/m</th> <th>dB</th> <th>dB</th> <th>cm</th> <th>deg</th> </tr> </thead> <tbody> <tr> <td>1</td> <td>2412.00</td> <td>111.16</td> <td>-----</td> <td>-----</td> <td>108.61</td> <td>30.72</td> <td>5.37</td> <td>33.54</td> <td>400</td> <td>297 PEAK</td> </tr> </tbody> </table>	Limit	Margin	Read	Ant	Cable	Preamp	APos	TPos	Remark	Freq	Level	Line	(dB)	Level	Factor	Loss	Factor		MHz	dBuV/m	dBuV/m	dB	dBuV	dB/m	dB	dB	cm	deg	1	2412.00	111.16	-----	-----	108.61	30.72	5.37	33.54	400	297 PEAK
	Limit	Margin	Read	Ant	Cable	Preamp	APos	TPos	Remark																																																																							
Freq	Level	Line	(dB)	Level	Factor	Loss	Factor																																																																									
MHz	dBuV/m	dBuV/m	dB	dBuV	dB/m	dB	dB	cm	deg																																																																							
1	2386.96	45.93	74.00	-28.07	43.38	30.72	5.36	33.53	400	297 PEAK																																																																						
Limit	Margin	Read	Ant	Cable	Preamp	APos	TPos	Remark																																																																								
Freq	Level	Line	(dB)	Level	Factor	Loss	Factor																																																																									
MHz	dBuV/m	dBuV/m	dB	dBuV	dB/m	dB	dB	cm	deg																																																																							
1	2412.00	111.16	-----	-----	108.61	30.72	5.37	33.54	400	297 PEAK																																																																						
Avg	 <p style="text-align: right;">Date: 2024-05-28</p> <table border="1"> <thead> <tr> <th>Limit</th> <th>Margin</th> <th>Read</th> <th>Ant</th> <th>Cable</th> <th>Preamp</th> <th>APos</th> <th>TPos</th> <th>Remark</th> </tr> <tr> <th>Freq</th> <th>Level</th> <th>Line</th> <th>(dB)</th> <th>Level</th> <th>Factor</th> <th>Loss</th> <th>Factor</th> <th></th> </tr> <tr> <th>MHz</th> <th>dBuV/m</th> <th>dBuV/m</th> <th>dB</th> <th>dBuV</th> <th>dB/m</th> <th>dB</th> <th>dB</th> <th>cm</th> <th>deg</th> </tr> </thead> <tbody> <tr> <td>1</td> <td>2387.22</td> <td>35.15</td> <td>54.00</td> <td>-18.85</td> <td>32.60</td> <td>30.72</td> <td>5.36</td> <td>33.53</td> <td>400</td> <td>297 AVERAGE</td> </tr> </tbody> </table>	Limit	Margin	Read	Ant	Cable	Preamp	APos	TPos	Remark	Freq	Level	Line	(dB)	Level	Factor	Loss	Factor		MHz	dBuV/m	dBuV/m	dB	dBuV	dB/m	dB	dB	cm	deg	1	2387.22	35.15	54.00	-18.85	32.60	30.72	5.36	33.53	400	297 AVERAGE	 <p style="text-align: right;">Date: 2024-05-28</p> <table border="1"> <thead> <tr> <th>Limit</th> <th>Margin</th> <th>Read</th> <th>Ant</th> <th>Cable</th> <th>Preamp</th> <th>APos</th> <th>TPos</th> <th>Remark</th> </tr> <tr> <th>Freq</th> <th>Level</th> <th>Line</th> <th>(dB)</th> <th>Level</th> <th>Factor</th> <th>Loss</th> <th>Factor</th> <th></th> </tr> <tr> <th>MHz</th> <th>dBuV/m</th> <th>dBuV/m</th> <th>dB</th> <th>dBuV</th> <th>dB/m</th> <th>dB</th> <th>dB</th> <th>cm</th> <th>deg</th> </tr> </thead> <tbody> <tr> <td>1</td> <td>2412.00</td> <td>102.37</td> <td>-----</td> <td>-----</td> <td>99.82</td> <td>30.72</td> <td>5.37</td> <td>33.54</td> <td>400</td> <td>297 AVERAGE</td> </tr> </tbody> </table>	Limit	Margin	Read	Ant	Cable	Preamp	APos	TPos	Remark	Freq	Level	Line	(dB)	Level	Factor	Loss	Factor		MHz	dBuV/m	dBuV/m	dB	dBuV	dB/m	dB	dB	cm	deg	1	2412.00	102.37	-----	-----	99.82	30.72	5.37	33.54	400	297 AVERAGE
	Limit	Margin	Read	Ant	Cable	Preamp	APos	TPos	Remark																																																																							
Freq	Level	Line	(dB)	Level	Factor	Loss	Factor																																																																									
MHz	dBuV/m	dBuV/m	dB	dBuV	dB/m	dB	dB	cm	deg																																																																							
1	2387.22	35.15	54.00	-18.85	32.60	30.72	5.36	33.53	400	297 AVERAGE																																																																						
Limit	Margin	Read	Ant	Cable	Preamp	APos	TPos	Remark																																																																								
Freq	Level	Line	(dB)	Level	Factor	Loss	Factor																																																																									
MHz	dBuV/m	dBuV/m	dB	dBuV	dB/m	dB	dB	cm	deg																																																																							
1	2412.00	102.37	-----	-----	99.82	30.72	5.37	33.54	400	297 AVERAGE																																																																						

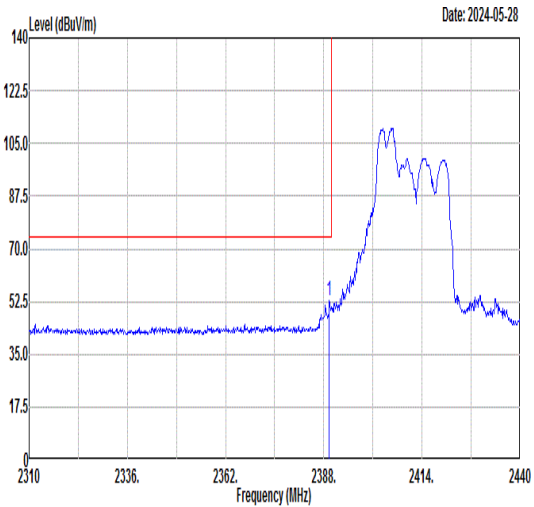
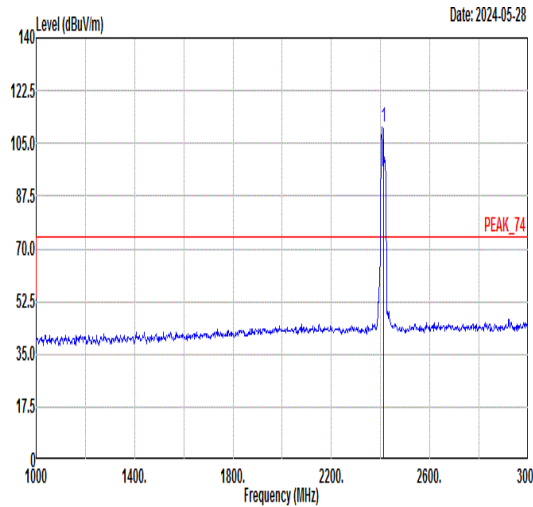
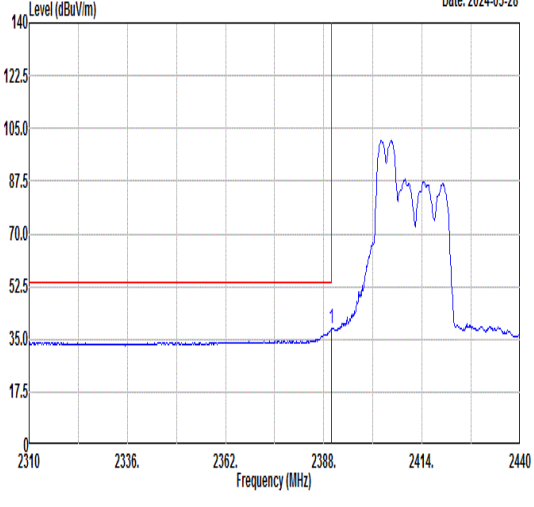
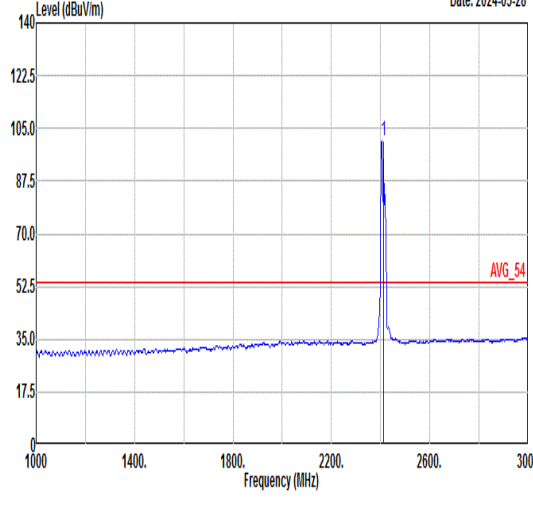


		13																																																																														
Mode	Band Edge																																																																															
	802.11ax HE20_MCS0_CH01_RU26/0_2412MHz																																																																															
ANT	CDD 7+16																																																																															
Pol.	Vertical	Fundamental																																																																														
Peak	 <p style="text-align: right;">Date: 2024-05-28</p> <table border="1"> <thead> <tr> <th>Limit</th> <th>Margin</th> <th>Read</th> <th>Ant</th> <th>Cable</th> <th>Preamp</th> <th>APos</th> <th>TPos</th> <th>Remark</th> </tr> <tr> <th>Freq</th> <th>Level</th> <th>Line</th> <th>Level</th> <th>Factor</th> <th>Loss Factor</th> <th></th> <th></th> <th></th> </tr> <tr> <th>MHz</th> <th>dBuV/m</th> <th>dBuV/m</th> <th>dBuV</th> <th>dB/m</th> <th>dB</th> <th>dB</th> <th>cm</th> <th>deg</th> </tr> </thead> <tbody> <tr> <td>1</td> <td>2387.35</td> <td>45.83</td> <td>74.00</td> <td>-28.17</td> <td>43.28</td> <td>30.72</td> <td>5.36</td> <td>33.53</td> <td>400</td> <td>229</td> <td>PEAK</td> </tr> </tbody> </table>	Limit	Margin	Read	Ant	Cable	Preamp	APos	TPos	Remark	Freq	Level	Line	Level	Factor	Loss Factor				MHz	dBuV/m	dBuV/m	dBuV	dB/m	dB	dB	cm	deg	1	2387.35	45.83	74.00	-28.17	43.28	30.72	5.36	33.53	400	229	PEAK	 <p style="text-align: right;">Date: 2024-05-28</p> <table border="1"> <thead> <tr> <th>Limit</th> <th>Margin</th> <th>Read</th> <th>Ant</th> <th>Cable</th> <th>Preamp</th> <th>APos</th> <th>TPos</th> <th>Remark</th> </tr> <tr> <th>Freq</th> <th>Level</th> <th>Line</th> <th>Level</th> <th>Factor</th> <th>Loss Factor</th> <th></th> <th></th> <th></th> </tr> <tr> <th>MHz</th> <th>dBuV/m</th> <th>dBuV/m</th> <th>dBuV</th> <th>dB/m</th> <th>dB</th> <th>dB</th> <th>cm</th> <th>deg</th> </tr> </thead> <tbody> <tr> <td>1</td> <td>2412.00</td> <td>109.05</td> <td>-----</td> <td>-----</td> <td>106.50</td> <td>30.72</td> <td>5.37</td> <td>33.54</td> <td>400</td> <td>229</td> <td>PEAK_74</td> </tr> </tbody> </table>	Limit	Margin	Read	Ant	Cable	Preamp	APos	TPos	Remark	Freq	Level	Line	Level	Factor	Loss Factor				MHz	dBuV/m	dBuV/m	dBuV	dB/m	dB	dB	cm	deg	1	2412.00	109.05	-----	-----	106.50	30.72	5.37	33.54	400	229	PEAK_74
	Limit	Margin	Read	Ant	Cable	Preamp	APos	TPos	Remark																																																																							
Freq	Level	Line	Level	Factor	Loss Factor																																																																											
MHz	dBuV/m	dBuV/m	dBuV	dB/m	dB	dB	cm	deg																																																																								
1	2387.35	45.83	74.00	-28.17	43.28	30.72	5.36	33.53	400	229	PEAK																																																																					
Limit	Margin	Read	Ant	Cable	Preamp	APos	TPos	Remark																																																																								
Freq	Level	Line	Level	Factor	Loss Factor																																																																											
MHz	dBuV/m	dBuV/m	dBuV	dB/m	dB	dB	cm	deg																																																																								
1	2412.00	109.05	-----	-----	106.50	30.72	5.37	33.54	400	229	PEAK_74																																																																					
Avg	 <p style="text-align: right;">Date: 2024-05-28</p> <table border="1"> <thead> <tr> <th>Limit</th> <th>Margin</th> <th>Read</th> <th>Ant</th> <th>Cable</th> <th>Preamp</th> <th>APos</th> <th>TPos</th> <th>Remark</th> </tr> <tr> <th>Freq</th> <th>Level</th> <th>Line</th> <th>Level</th> <th>Factor</th> <th>Loss Factor</th> <th></th> <th></th> <th></th> </tr> <tr> <th>MHz</th> <th>dBuV/m</th> <th>dBuV/m</th> <th>dBuV</th> <th>dB/m</th> <th>dB</th> <th>dB</th> <th>cm</th> <th>deg</th> </tr> </thead> <tbody> <tr> <td>1</td> <td>2387.48</td> <td>34.82</td> <td>54.00</td> <td>-19.18</td> <td>32.27</td> <td>30.72</td> <td>5.36</td> <td>33.53</td> <td>400</td> <td>229</td> <td>AVERAGE</td> </tr> </tbody> </table>	Limit	Margin	Read	Ant	Cable	Preamp	APos	TPos	Remark	Freq	Level	Line	Level	Factor	Loss Factor				MHz	dBuV/m	dBuV/m	dBuV	dB/m	dB	dB	cm	deg	1	2387.48	34.82	54.00	-19.18	32.27	30.72	5.36	33.53	400	229	AVERAGE	 <p style="text-align: right;">Date: 2024-05-28</p> <table border="1"> <thead> <tr> <th>Limit</th> <th>Margin</th> <th>Read</th> <th>Ant</th> <th>Cable</th> <th>Preamp</th> <th>APos</th> <th>TPos</th> <th>Remark</th> </tr> <tr> <th>Freq</th> <th>Level</th> <th>Line</th> <th>Level</th> <th>Factor</th> <th>Loss Factor</th> <th></th> <th></th> <th></th> </tr> <tr> <th>MHz</th> <th>dBuV/m</th> <th>dBuV/m</th> <th>dBuV</th> <th>dB/m</th> <th>dB</th> <th>dB</th> <th>cm</th> <th>deg</th> </tr> </thead> <tbody> <tr> <td>1</td> <td>2412.00</td> <td>100.59</td> <td>-----</td> <td>-----</td> <td>98.04</td> <td>30.72</td> <td>5.37</td> <td>33.54</td> <td>400</td> <td>229</td> <td>AVERAGE</td> </tr> </tbody> </table>	Limit	Margin	Read	Ant	Cable	Preamp	APos	TPos	Remark	Freq	Level	Line	Level	Factor	Loss Factor				MHz	dBuV/m	dBuV/m	dBuV	dB/m	dB	dB	cm	deg	1	2412.00	100.59	-----	-----	98.04	30.72	5.37	33.54	400	229	AVERAGE
Limit	Margin	Read	Ant	Cable	Preamp	APos	TPos	Remark																																																																								
Freq	Level	Line	Level	Factor	Loss Factor																																																																											
MHz	dBuV/m	dBuV/m	dBuV	dB/m	dB	dB	cm	deg																																																																								
1	2387.48	34.82	54.00	-19.18	32.27	30.72	5.36	33.53	400	229	AVERAGE																																																																					
Limit	Margin	Read	Ant	Cable	Preamp	APos	TPos	Remark																																																																								
Freq	Level	Line	Level	Factor	Loss Factor																																																																											
MHz	dBuV/m	dBuV/m	dBuV	dB/m	dB	dB	cm	deg																																																																								
1	2412.00	100.59	-----	-----	98.04	30.72	5.37	33.54	400	229	AVERAGE																																																																					

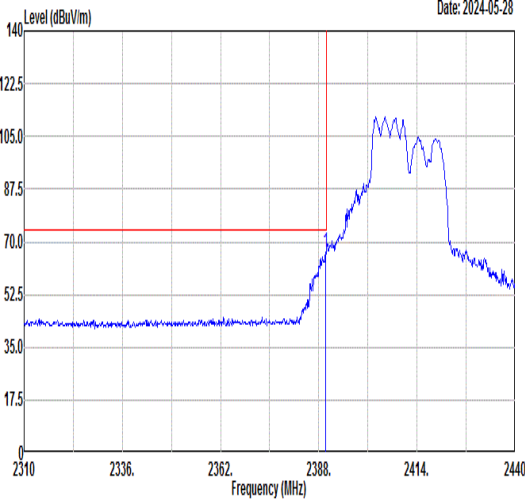
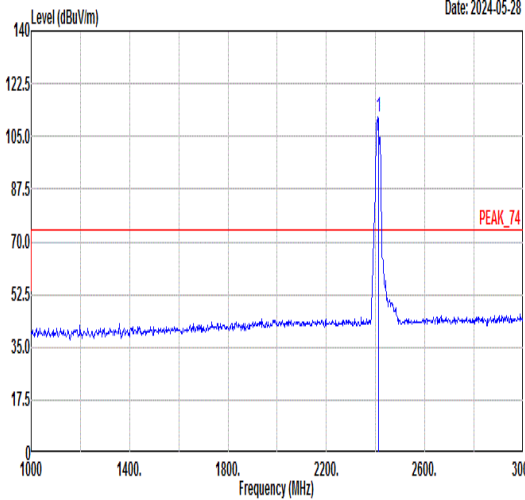
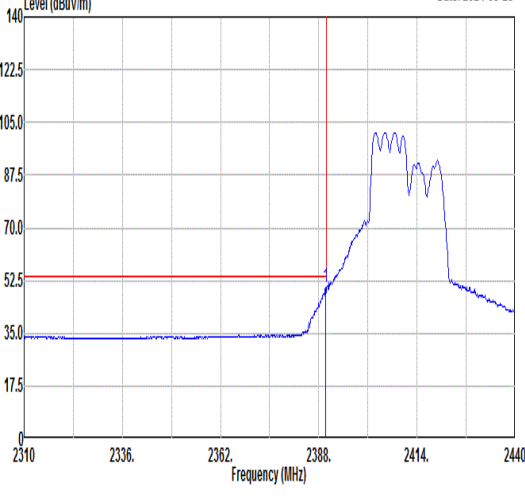
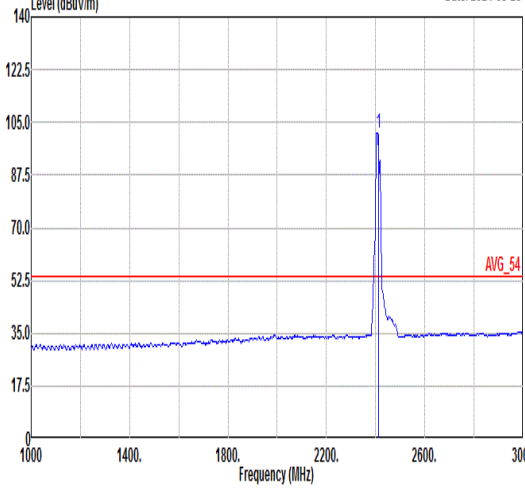


Mode	14																																																																															
	Band Edge																																																																															
	802.11ax HE20_MCS0_CH01_RU52/37_2412MHz																																																																															
ANT	CDD 7+16																																																																															
Pol.	Horizontal	Fundamental																																																																														
Peak	 <p style="text-align: right;">Date: 2024-05-28</p> <table border="1"> <thead> <tr> <th>Limit</th> <th>Margin</th> <th>Read</th> <th>Ant</th> <th>Cable</th> <th>Preamp</th> <th>APos</th> <th>TPos</th> <th>Remark</th> </tr> <tr> <th>Freq</th> <th>Level</th> <th>Line</th> <th>(dB)</th> <th>Level</th> <th>Factor</th> <th>Loss</th> <th>Factor</th> <th></th> </tr> <tr> <th>MHz</th> <th>dBuV/m</th> <th>dBuV/m</th> <th>dB</th> <th>dBuV</th> <th>dB/m</th> <th>dB</th> <th>dB</th> <th>cm</th> <th>deg</th> </tr> </thead> <tbody> <tr> <td>1</td> <td>2389.43</td> <td>55.64</td> <td>74.00</td> <td>-18.36</td> <td>53.09</td> <td>30.72</td> <td>5.36</td> <td>33.53</td> <td>400</td> <td>297 PEAK</td> </tr> </tbody> </table>	Limit	Margin	Read	Ant	Cable	Preamp	APos	TPos	Remark	Freq	Level	Line	(dB)	Level	Factor	Loss	Factor		MHz	dBuV/m	dBuV/m	dB	dBuV	dB/m	dB	dB	cm	deg	1	2389.43	55.64	74.00	-18.36	53.09	30.72	5.36	33.53	400	297 PEAK	 <p style="text-align: right;">Date: 2024-05-28</p> <table border="1"> <thead> <tr> <th>Limit</th> <th>Margin</th> <th>Read</th> <th>Ant</th> <th>Cable</th> <th>Preamp</th> <th>APos</th> <th>TPos</th> <th>Remark</th> </tr> <tr> <th>Freq</th> <th>Level</th> <th>Line</th> <th>(dB)</th> <th>Level</th> <th>Factor</th> <th>Loss</th> <th>Factor</th> <th></th> </tr> <tr> <th>MHz</th> <th>dBuV/m</th> <th>dBuV/m</th> <th>dB</th> <th>dBuV</th> <th>dB/m</th> <th>dB</th> <th>dB</th> <th>cm</th> <th>deg</th> </tr> </thead> <tbody> <tr> <td>1</td> <td>2412.00</td> <td>112.70</td> <td>-----</td> <td>-----</td> <td>110.15</td> <td>30.72</td> <td>5.37</td> <td>33.54</td> <td>400</td> <td>297 PEAK</td> </tr> </tbody> </table>	Limit	Margin	Read	Ant	Cable	Preamp	APos	TPos	Remark	Freq	Level	Line	(dB)	Level	Factor	Loss	Factor		MHz	dBuV/m	dBuV/m	dB	dBuV	dB/m	dB	dB	cm	deg	1	2412.00	112.70	-----	-----	110.15	30.72	5.37	33.54	400	297 PEAK
	Limit	Margin	Read	Ant	Cable	Preamp	APos	TPos	Remark																																																																							
Freq	Level	Line	(dB)	Level	Factor	Loss	Factor																																																																									
MHz	dBuV/m	dBuV/m	dB	dBuV	dB/m	dB	dB	cm	deg																																																																							
1	2389.43	55.64	74.00	-18.36	53.09	30.72	5.36	33.53	400	297 PEAK																																																																						
Limit	Margin	Read	Ant	Cable	Preamp	APos	TPos	Remark																																																																								
Freq	Level	Line	(dB)	Level	Factor	Loss	Factor																																																																									
MHz	dBuV/m	dBuV/m	dB	dBuV	dB/m	dB	dB	cm	deg																																																																							
1	2412.00	112.70	-----	-----	110.15	30.72	5.37	33.54	400	297 PEAK																																																																						
Avg	 <p style="text-align: right;">Date: 2024-05-28</p> <table border="1"> <thead> <tr> <th>Limit</th> <th>Margin</th> <th>Read</th> <th>Ant</th> <th>Cable</th> <th>Preamp</th> <th>APos</th> <th>TPos</th> <th>Remark</th> </tr> <tr> <th>Freq</th> <th>Level</th> <th>Line</th> <th>(dB)</th> <th>Level</th> <th>Factor</th> <th>Loss</th> <th>Factor</th> <th></th> </tr> <tr> <th>MHz</th> <th>dBuV/m</th> <th>dBuV/m</th> <th>dB</th> <th>dBuV</th> <th>dB/m</th> <th>dB</th> <th>dB</th> <th>cm</th> <th>deg</th> </tr> </thead> <tbody> <tr> <td>1</td> <td>2389.69</td> <td>39.35</td> <td>54.00</td> <td>-14.65</td> <td>36.80</td> <td>30.72</td> <td>5.36</td> <td>33.53</td> <td>400</td> <td>297 AVERAGE</td> </tr> </tbody> </table>	Limit	Margin	Read	Ant	Cable	Preamp	APos	TPos	Remark	Freq	Level	Line	(dB)	Level	Factor	Loss	Factor		MHz	dBuV/m	dBuV/m	dB	dBuV	dB/m	dB	dB	cm	deg	1	2389.69	39.35	54.00	-14.65	36.80	30.72	5.36	33.53	400	297 AVERAGE	 <p style="text-align: right;">Date: 2024-05-28</p> <table border="1"> <thead> <tr> <th>Limit</th> <th>Margin</th> <th>Read</th> <th>Ant</th> <th>Cable</th> <th>Preamp</th> <th>APos</th> <th>TPos</th> <th>Remark</th> </tr> <tr> <th>Freq</th> <th>Level</th> <th>Line</th> <th>(dB)</th> <th>Level</th> <th>Factor</th> <th>Loss</th> <th>Factor</th> <th></th> </tr> <tr> <th>MHz</th> <th>dBuV/m</th> <th>dBuV/m</th> <th>dB</th> <th>dBuV</th> <th>dB/m</th> <th>dB</th> <th>dB</th> <th>cm</th> <th>deg</th> </tr> </thead> <tbody> <tr> <td>1</td> <td>2412.00</td> <td>103.58</td> <td>-----</td> <td>-----</td> <td>101.03</td> <td>30.72</td> <td>5.37</td> <td>33.54</td> <td>400</td> <td>297 AVERAGE</td> </tr> </tbody> </table>	Limit	Margin	Read	Ant	Cable	Preamp	APos	TPos	Remark	Freq	Level	Line	(dB)	Level	Factor	Loss	Factor		MHz	dBuV/m	dBuV/m	dB	dBuV	dB/m	dB	dB	cm	deg	1	2412.00	103.58	-----	-----	101.03	30.72	5.37	33.54	400	297 AVERAGE
Limit	Margin	Read	Ant	Cable	Preamp	APos	TPos	Remark																																																																								
Freq	Level	Line	(dB)	Level	Factor	Loss	Factor																																																																									
MHz	dBuV/m	dBuV/m	dB	dBuV	dB/m	dB	dB	cm	deg																																																																							
1	2389.69	39.35	54.00	-14.65	36.80	30.72	5.36	33.53	400	297 AVERAGE																																																																						
Limit	Margin	Read	Ant	Cable	Preamp	APos	TPos	Remark																																																																								
Freq	Level	Line	(dB)	Level	Factor	Loss	Factor																																																																									
MHz	dBuV/m	dBuV/m	dB	dBuV	dB/m	dB	dB	cm	deg																																																																							
1	2412.00	103.58	-----	-----	101.03	30.72	5.37	33.54	400	297 AVERAGE																																																																						

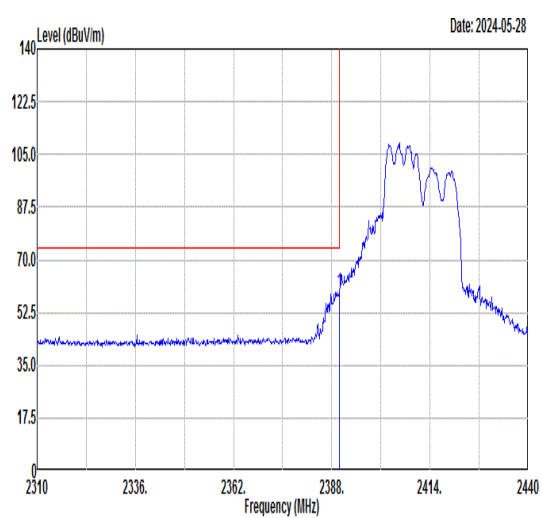
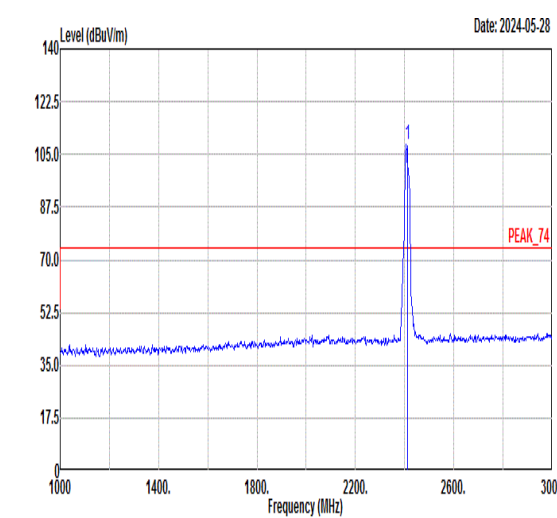
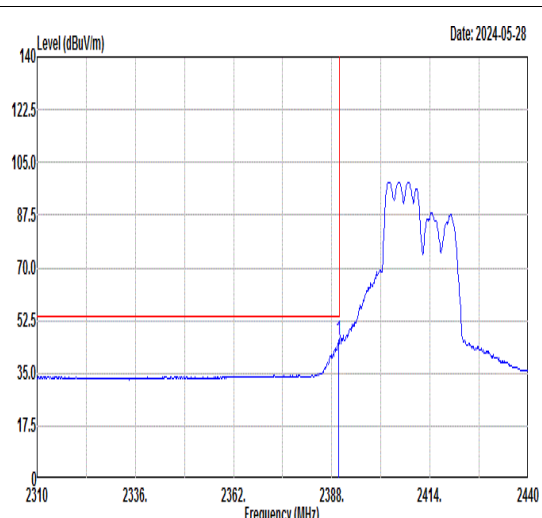
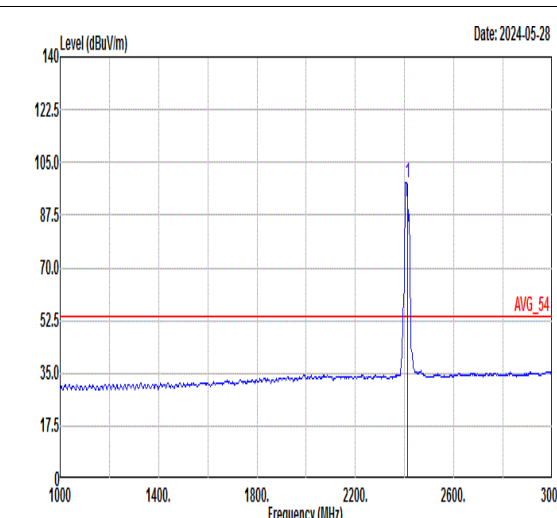


		14																																																																														
Mode	Band Edge																																																																															
	802.11ax HE20_MCS0_CH01_RU52/37_2412MHz																																																																															
ANT	CDD 7+16																																																																															
Pol.	Vertical	Fundamental																																																																														
Peak	 <p style="text-align: right;">Date: 2024-05-28</p> <table border="1"> <thead> <tr> <th>Limit</th> <th>Margin</th> <th>Read</th> <th>Ant</th> <th>Cable</th> <th>Preamp</th> <th>APos</th> <th>TPos</th> <th>Remark</th> </tr> <tr> <th>Freq</th> <th>Level</th> <th>Line</th> <th>(dB)</th> <th>Level</th> <th>Factor</th> <th>Loss</th> <th>Factor</th> <th></th> </tr> <tr> <th>MHz</th> <th>dBuV/m</th> <th>dBuV/m</th> <th>dBuV</th> <th>dB/m</th> <th>dB</th> <th>dB</th> <th>cm</th> <th>deg</th> </tr> </thead> <tbody> <tr> <td>1</td> <td>2389.43</td> <td>52.61</td> <td>74.00</td> <td>-21.39</td> <td>50.06</td> <td>30.72</td> <td>5.36</td> <td>33.53</td> <td>400</td> <td>239</td> <td>PEAK</td> </tr> </tbody> </table>	Limit	Margin	Read	Ant	Cable	Preamp	APos	TPos	Remark	Freq	Level	Line	(dB)	Level	Factor	Loss	Factor		MHz	dBuV/m	dBuV/m	dBuV	dB/m	dB	dB	cm	deg	1	2389.43	52.61	74.00	-21.39	50.06	30.72	5.36	33.53	400	239	PEAK	 <p style="text-align: right;">Date: 2024-05-28</p> <table border="1"> <thead> <tr> <th>Limit</th> <th>Margin</th> <th>Read</th> <th>Ant</th> <th>Cable</th> <th>Preamp</th> <th>APos</th> <th>TPos</th> <th>Remark</th> </tr> <tr> <th>Freq</th> <th>Level</th> <th>Line</th> <th>(dB)</th> <th>Level</th> <th>Factor</th> <th>Loss</th> <th>Factor</th> <th></th> </tr> <tr> <th>MHz</th> <th>dBuV/m</th> <th>dBuV/m</th> <th>dBuV</th> <th>dB/m</th> <th>dB</th> <th>dB</th> <th>cm</th> <th>deg</th> </tr> </thead> <tbody> <tr> <td>1</td> <td>2412.00</td> <td>110.65</td> <td>-----</td> <td>-----</td> <td>108.10</td> <td>30.72</td> <td>5.37</td> <td>33.54</td> <td>400</td> <td>239</td> <td>PEAK</td> </tr> </tbody> </table>	Limit	Margin	Read	Ant	Cable	Preamp	APos	TPos	Remark	Freq	Level	Line	(dB)	Level	Factor	Loss	Factor		MHz	dBuV/m	dBuV/m	dBuV	dB/m	dB	dB	cm	deg	1	2412.00	110.65	-----	-----	108.10	30.72	5.37	33.54	400	239	PEAK
	Limit	Margin	Read	Ant	Cable	Preamp	APos	TPos	Remark																																																																							
Freq	Level	Line	(dB)	Level	Factor	Loss	Factor																																																																									
MHz	dBuV/m	dBuV/m	dBuV	dB/m	dB	dB	cm	deg																																																																								
1	2389.43	52.61	74.00	-21.39	50.06	30.72	5.36	33.53	400	239	PEAK																																																																					
Limit	Margin	Read	Ant	Cable	Preamp	APos	TPos	Remark																																																																								
Freq	Level	Line	(dB)	Level	Factor	Loss	Factor																																																																									
MHz	dBuV/m	dBuV/m	dBuV	dB/m	dB	dB	cm	deg																																																																								
1	2412.00	110.65	-----	-----	108.10	30.72	5.37	33.54	400	239	PEAK																																																																					
Avg	 <p style="text-align: right;">Date: 2024-05-28</p> <table border="1"> <thead> <tr> <th>Limit</th> <th>Margin</th> <th>Read</th> <th>Ant</th> <th>Cable</th> <th>Preamp</th> <th>APos</th> <th>TPos</th> <th>Remark</th> </tr> <tr> <th>Freq</th> <th>Level</th> <th>Line</th> <th>(dB)</th> <th>Level</th> <th>Factor</th> <th>Loss</th> <th>Factor</th> <th></th> </tr> <tr> <th>MHz</th> <th>dBuV/m</th> <th>dBuV/m</th> <th>dBuV</th> <th>dB/m</th> <th>dB</th> <th>dB</th> <th>cm</th> <th>deg</th> </tr> </thead> <tbody> <tr> <td>1</td> <td>2389.95</td> <td>38.77</td> <td>54.00</td> <td>-15.23</td> <td>36.22</td> <td>30.72</td> <td>5.36</td> <td>33.53</td> <td>400</td> <td>239</td> <td>AVERAGE</td> </tr> </tbody> </table>	Limit	Margin	Read	Ant	Cable	Preamp	APos	TPos	Remark	Freq	Level	Line	(dB)	Level	Factor	Loss	Factor		MHz	dBuV/m	dBuV/m	dBuV	dB/m	dB	dB	cm	deg	1	2389.95	38.77	54.00	-15.23	36.22	30.72	5.36	33.53	400	239	AVERAGE	 <p style="text-align: right;">Date: 2024-05-28</p> <table border="1"> <thead> <tr> <th>Limit</th> <th>Margin</th> <th>Read</th> <th>Ant</th> <th>Cable</th> <th>Preamp</th> <th>APos</th> <th>TPos</th> <th>Remark</th> </tr> <tr> <th>Freq</th> <th>Level</th> <th>Line</th> <th>(dB)</th> <th>Level</th> <th>Factor</th> <th>Loss</th> <th>Factor</th> <th></th> </tr> <tr> <th>MHz</th> <th>dBuV/m</th> <th>dBuV/m</th> <th>dBuV</th> <th>dB/m</th> <th>dB</th> <th>dB</th> <th>cm</th> <th>deg</th> </tr> </thead> <tbody> <tr> <td>1</td> <td>2412.00</td> <td>100.88</td> <td>-----</td> <td>-----</td> <td>98.33</td> <td>30.72</td> <td>5.37</td> <td>33.54</td> <td>400</td> <td>239</td> <td>AVERAGE</td> </tr> </tbody> </table>	Limit	Margin	Read	Ant	Cable	Preamp	APos	TPos	Remark	Freq	Level	Line	(dB)	Level	Factor	Loss	Factor		MHz	dBuV/m	dBuV/m	dBuV	dB/m	dB	dB	cm	deg	1	2412.00	100.88	-----	-----	98.33	30.72	5.37	33.54	400	239	AVERAGE
	Limit	Margin	Read	Ant	Cable	Preamp	APos	TPos	Remark																																																																							
Freq	Level	Line	(dB)	Level	Factor	Loss	Factor																																																																									
MHz	dBuV/m	dBuV/m	dBuV	dB/m	dB	dB	cm	deg																																																																								
1	2389.95	38.77	54.00	-15.23	36.22	30.72	5.36	33.53	400	239	AVERAGE																																																																					
Limit	Margin	Read	Ant	Cable	Preamp	APos	TPos	Remark																																																																								
Freq	Level	Line	(dB)	Level	Factor	Loss	Factor																																																																									
MHz	dBuV/m	dBuV/m	dBuV	dB/m	dB	dB	cm	deg																																																																								
1	2412.00	100.88	-----	-----	98.33	30.72	5.37	33.54	400	239	AVERAGE																																																																					



		15																																																																														
Mode	Band Edge																																																																															
	802.11ax HE20_MCS0_CH01_RU106/53_2412MHz																																																																															
ANT	CDD 7+16																																																																															
Pol.	Horizontal	Fundamental																																																																														
Peak	 <p style="text-align: right;">Date: 2024-05-28</p> <table border="1"> <thead> <tr> <th>Limit</th> <th>Margin</th> <th>Read</th> <th>Ant</th> <th>Cable</th> <th>Preamp</th> <th>APos</th> <th>TPos</th> <th>Remark</th> </tr> <tr> <th>Freq</th> <th>Level</th> <th>Line</th> <th>(dB)</th> <th>Level</th> <th>Factor</th> <th>Loss</th> <th>Factor</th> <th></th> </tr> <tr> <th>MHz</th> <th>dBuV/m</th> <th>dBuV/m</th> <th>dBuV</th> <th>dB/m</th> <th>dB</th> <th>dB</th> <th>cm</th> <th>deg</th> </tr> </thead> <tbody> <tr> <td>1</td> <td>2389.82</td> <td>66.31</td> <td>74.00</td> <td>-7.69</td> <td>63.76</td> <td>30.72</td> <td>5.36</td> <td>33.53</td> <td>100</td> <td>280</td> <td>PEAK</td> </tr> </tbody> </table>	Limit	Margin	Read	Ant	Cable	Preamp	APos	TPos	Remark	Freq	Level	Line	(dB)	Level	Factor	Loss	Factor		MHz	dBuV/m	dBuV/m	dBuV	dB/m	dB	dB	cm	deg	1	2389.82	66.31	74.00	-7.69	63.76	30.72	5.36	33.53	100	280	PEAK	 <p style="text-align: right;">Date: 2024-05-28</p> <table border="1"> <thead> <tr> <th>Limit</th> <th>Margin</th> <th>Read</th> <th>Ant</th> <th>Cable</th> <th>Preamp</th> <th>APos</th> <th>TPos</th> <th>Remark</th> </tr> <tr> <th>Freq</th> <th>Level</th> <th>Line</th> <th>(dB)</th> <th>Level</th> <th>Factor</th> <th>Loss</th> <th>Factor</th> <th></th> </tr> <tr> <th>MHz</th> <th>dBuV/m</th> <th>dBuV/m</th> <th>dBuV</th> <th>dB/m</th> <th>dB</th> <th>dB</th> <th>cm</th> <th>deg</th> </tr> </thead> <tbody> <tr> <td>1</td> <td>2412.00</td> <td>111.45</td> <td>-----</td> <td>-----</td> <td>108.90</td> <td>30.72</td> <td>5.37</td> <td>33.54</td> <td>100</td> <td>280</td> <td>PEAK</td> </tr> </tbody> </table>	Limit	Margin	Read	Ant	Cable	Preamp	APos	TPos	Remark	Freq	Level	Line	(dB)	Level	Factor	Loss	Factor		MHz	dBuV/m	dBuV/m	dBuV	dB/m	dB	dB	cm	deg	1	2412.00	111.45	-----	-----	108.90	30.72	5.37	33.54	100	280	PEAK
	Limit	Margin	Read	Ant	Cable	Preamp	APos	TPos	Remark																																																																							
Freq	Level	Line	(dB)	Level	Factor	Loss	Factor																																																																									
MHz	dBuV/m	dBuV/m	dBuV	dB/m	dB	dB	cm	deg																																																																								
1	2389.82	66.31	74.00	-7.69	63.76	30.72	5.36	33.53	100	280	PEAK																																																																					
Limit	Margin	Read	Ant	Cable	Preamp	APos	TPos	Remark																																																																								
Freq	Level	Line	(dB)	Level	Factor	Loss	Factor																																																																									
MHz	dBuV/m	dBuV/m	dBuV	dB/m	dB	dB	cm	deg																																																																								
1	2412.00	111.45	-----	-----	108.90	30.72	5.37	33.54	100	280	PEAK																																																																					
Avg	 <p style="text-align: right;">Date: 2024-05-28</p> <table border="1"> <thead> <tr> <th>Limit</th> <th>Margin</th> <th>Read</th> <th>Ant</th> <th>Cable</th> <th>Preamp</th> <th>APos</th> <th>TPos</th> <th>Remark</th> </tr> <tr> <th>Freq</th> <th>Level</th> <th>Line</th> <th>(dB)</th> <th>Level</th> <th>Factor</th> <th>Loss</th> <th>Factor</th> <th></th> </tr> <tr> <th>MHz</th> <th>dBuV/m</th> <th>dBuV/m</th> <th>dBuV</th> <th>dB/m</th> <th>dB</th> <th>dB</th> <th>cm</th> <th>deg</th> </tr> </thead> <tbody> <tr> <td>1</td> <td>2389.82</td> <td>50.09</td> <td>54.00</td> <td>-3.91</td> <td>47.54</td> <td>30.72</td> <td>5.36</td> <td>33.53</td> <td>100</td> <td>280</td> <td>AVERAGE</td> </tr> </tbody> </table>	Limit	Margin	Read	Ant	Cable	Preamp	APos	TPos	Remark	Freq	Level	Line	(dB)	Level	Factor	Loss	Factor		MHz	dBuV/m	dBuV/m	dBuV	dB/m	dB	dB	cm	deg	1	2389.82	50.09	54.00	-3.91	47.54	30.72	5.36	33.53	100	280	AVERAGE	 <p style="text-align: right;">Date: 2024-05-28</p> <table border="1"> <thead> <tr> <th>Limit</th> <th>Margin</th> <th>Read</th> <th>Ant</th> <th>Cable</th> <th>Preamp</th> <th>APos</th> <th>TPos</th> <th>Remark</th> </tr> <tr> <th>Freq</th> <th>Level</th> <th>Line</th> <th>(dB)</th> <th>Level</th> <th>Factor</th> <th>Loss</th> <th>Factor</th> <th></th> </tr> <tr> <th>MHz</th> <th>dBuV/m</th> <th>dBuV/m</th> <th>dBuV</th> <th>dB/m</th> <th>dB</th> <th>dB</th> <th>cm</th> <th>deg</th> </tr> </thead> <tbody> <tr> <td>1</td> <td>2412.00</td> <td>101.44</td> <td>-----</td> <td>-----</td> <td>98.89</td> <td>30.72</td> <td>5.37</td> <td>33.54</td> <td>100</td> <td>280</td> <td>AVERAGE</td> </tr> </tbody> </table>	Limit	Margin	Read	Ant	Cable	Preamp	APos	TPos	Remark	Freq	Level	Line	(dB)	Level	Factor	Loss	Factor		MHz	dBuV/m	dBuV/m	dBuV	dB/m	dB	dB	cm	deg	1	2412.00	101.44	-----	-----	98.89	30.72	5.37	33.54	100	280	AVERAGE
	Limit	Margin	Read	Ant	Cable	Preamp	APos	TPos	Remark																																																																							
Freq	Level	Line	(dB)	Level	Factor	Loss	Factor																																																																									
MHz	dBuV/m	dBuV/m	dBuV	dB/m	dB	dB	cm	deg																																																																								
1	2389.82	50.09	54.00	-3.91	47.54	30.72	5.36	33.53	100	280	AVERAGE																																																																					
Limit	Margin	Read	Ant	Cable	Preamp	APos	TPos	Remark																																																																								
Freq	Level	Line	(dB)	Level	Factor	Loss	Factor																																																																									
MHz	dBuV/m	dBuV/m	dBuV	dB/m	dB	dB	cm	deg																																																																								
1	2412.00	101.44	-----	-----	98.89	30.72	5.37	33.54	100	280	AVERAGE																																																																					



Mode	15																																																																																	
	Band Edge																																																																																	
	802.11ax HE20_MCS0_CH01_RU106/53_2412MHz																																																																																	
ANT	CDD 7+16																																																																																	
Pol.	Vertical	Fundamental																																																																																
Peak	 <p style="text-align: right;">Date: 2024-05-28</p> <table border="1"> <thead> <tr> <th>Limit</th> <th>Margin</th> <th>Read</th> <th>Ant</th> <th>Cable</th> <th>Preamp</th> <th>APos</th> <th>TPos</th> <th>Remark</th> </tr> <tr> <th>Freq</th> <th>Level</th> <th>Line</th> <th>(dB)</th> <th>Level</th> <th>Factor</th> <th>Loss</th> <th>Factor</th> <th></th> </tr> <tr> <th>MHz</th> <th>dBuV/m</th> <th>dBuV/m</th> <th>dB</th> <th>dB</th> <th>dB/m</th> <th>dB</th> <th>dB</th> <th>cm</th> <th>deg</th> </tr> </thead> <tbody> <tr> <td>1</td> <td>2389.95</td> <td>59.21</td> <td>74.00</td> <td>-14.79</td> <td>56.66</td> <td>30.72</td> <td>5.36</td> <td>33.53</td> <td>400</td> <td>256</td> <td>PEAK</td> </tr> </tbody> </table>	Limit	Margin	Read	Ant	Cable	Preamp	APos	TPos	Remark	Freq	Level	Line	(dB)	Level	Factor	Loss	Factor		MHz	dBuV/m	dBuV/m	dB	dB	dB/m	dB	dB	cm	deg	1	2389.95	59.21	74.00	-14.79	56.66	30.72	5.36	33.53	400	256	PEAK	 <p style="text-align: right;">Date: 2024-05-28</p> <table border="1"> <thead> <tr> <th>Limit</th> <th>Margin</th> <th>Read</th> <th>Ant</th> <th>Cable</th> <th>Preamp</th> <th>APos</th> <th>TPos</th> <th>Remark</th> </tr> <tr> <th>Freq</th> <th>Level</th> <th>Line</th> <th>(dB)</th> <th>Level</th> <th>Factor</th> <th>Loss</th> <th>Factor</th> <th></th> </tr> <tr> <th>MHz</th> <th>dBuV/m</th> <th>dBuV/m</th> <th>dB</th> <th>dB</th> <th>dB/m</th> <th>dB</th> <th>dB</th> <th>cm</th> <th>deg</th> </tr> </thead> <tbody> <tr> <td>1</td> <td>2412.00</td> <td>108.27</td> <td>-----</td> <td>-----</td> <td>105.72</td> <td>30.72</td> <td>5.37</td> <td>33.54</td> <td>400</td> <td>256</td> <td>PEAK</td> </tr> </tbody> </table>	Limit	Margin	Read	Ant	Cable	Preamp	APos	TPos	Remark	Freq	Level	Line	(dB)	Level	Factor	Loss	Factor		MHz	dBuV/m	dBuV/m	dB	dB	dB/m	dB	dB	cm	deg	1	2412.00	108.27	-----	-----	105.72	30.72	5.37	33.54	400	256	PEAK
	Limit	Margin	Read	Ant	Cable	Preamp	APos	TPos	Remark																																																																									
Freq	Level	Line	(dB)	Level	Factor	Loss	Factor																																																																											
MHz	dBuV/m	dBuV/m	dB	dB	dB/m	dB	dB	cm	deg																																																																									
1	2389.95	59.21	74.00	-14.79	56.66	30.72	5.36	33.53	400	256	PEAK																																																																							
Limit	Margin	Read	Ant	Cable	Preamp	APos	TPos	Remark																																																																										
Freq	Level	Line	(dB)	Level	Factor	Loss	Factor																																																																											
MHz	dBuV/m	dBuV/m	dB	dB	dB/m	dB	dB	cm	deg																																																																									
1	2412.00	108.27	-----	-----	105.72	30.72	5.37	33.54	400	256	PEAK																																																																							
Avg	 <p style="text-align: right;">Date: 2024-05-28</p> <table border="1"> <thead> <tr> <th>Limit</th> <th>Margin</th> <th>Read</th> <th>Ant</th> <th>Cable</th> <th>Preamp</th> <th>APos</th> <th>TPos</th> <th>Remark</th> </tr> <tr> <th>Freq</th> <th>Level</th> <th>Line</th> <th>(dB)</th> <th>Level</th> <th>Factor</th> <th>Loss</th> <th>Factor</th> <th></th> </tr> <tr> <th>MHz</th> <th>dBuV/m</th> <th>dBuV/m</th> <th>dB</th> <th>dB</th> <th>dB/m</th> <th>dB</th> <th>dB</th> <th>cm</th> <th>deg</th> </tr> </thead> <tbody> <tr> <td>1</td> <td>2389.82</td> <td>46.17</td> <td>54.00</td> <td>-7.83</td> <td>43.62</td> <td>30.72</td> <td>5.36</td> <td>33.53</td> <td>400</td> <td>256</td> <td>AVERAGE</td> </tr> </tbody> </table>	Limit	Margin	Read	Ant	Cable	Preamp	APos	TPos	Remark	Freq	Level	Line	(dB)	Level	Factor	Loss	Factor		MHz	dBuV/m	dBuV/m	dB	dB	dB/m	dB	dB	cm	deg	1	2389.82	46.17	54.00	-7.83	43.62	30.72	5.36	33.53	400	256	AVERAGE	 <p style="text-align: right;">Date: 2024-05-28</p> <table border="1"> <thead> <tr> <th>Limit</th> <th>Margin</th> <th>Read</th> <th>Ant</th> <th>Cable</th> <th>Preamp</th> <th>APos</th> <th>TPos</th> <th>Remark</th> </tr> <tr> <th>Freq</th> <th>Level</th> <th>Line</th> <th>(dB)</th> <th>Level</th> <th>Factor</th> <th>Loss</th> <th>Factor</th> <th></th> </tr> <tr> <th>MHz</th> <th>dBuV/m</th> <th>dBuV/m</th> <th>dB</th> <th>dB</th> <th>dB/m</th> <th>dB</th> <th>dB</th> <th>cm</th> <th>deg</th> </tr> </thead> <tbody> <tr> <td>1</td> <td>2412.00</td> <td>98.47</td> <td>-----</td> <td>-----</td> <td>95.92</td> <td>30.72</td> <td>5.37</td> <td>33.54</td> <td>400</td> <td>256</td> <td>AVERAGE</td> </tr> </tbody> </table>	Limit	Margin	Read	Ant	Cable	Preamp	APos	TPos	Remark	Freq	Level	Line	(dB)	Level	Factor	Loss	Factor		MHz	dBuV/m	dBuV/m	dB	dB	dB/m	dB	dB	cm	deg	1	2412.00	98.47	-----	-----	95.92	30.72	5.37	33.54	400	256	AVERAGE
Limit	Margin	Read	Ant	Cable	Preamp	APos	TPos	Remark																																																																										
Freq	Level	Line	(dB)	Level	Factor	Loss	Factor																																																																											
MHz	dBuV/m	dBuV/m	dB	dB	dB/m	dB	dB	cm	deg																																																																									
1	2389.82	46.17	54.00	-7.83	43.62	30.72	5.36	33.53	400	256	AVERAGE																																																																							
Limit	Margin	Read	Ant	Cable	Preamp	APos	TPos	Remark																																																																										
Freq	Level	Line	(dB)	Level	Factor	Loss	Factor																																																																											
MHz	dBuV/m	dBuV/m	dB	dB	dB/m	dB	dB	cm	deg																																																																									
1	2412.00	98.47	-----	-----	95.92	30.72	5.37	33.54	400	256	AVERAGE																																																																							

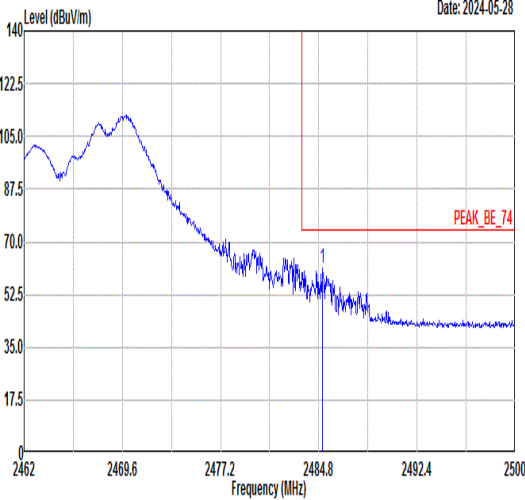
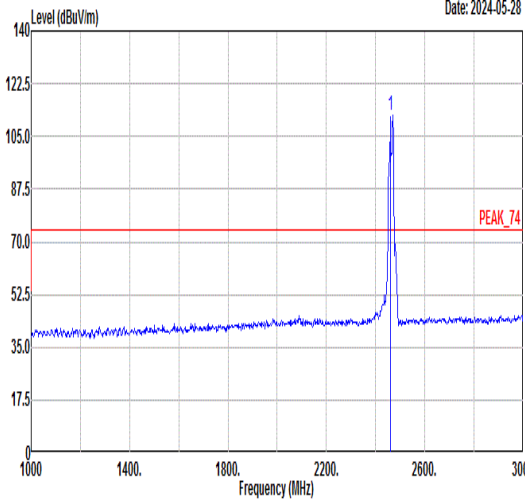
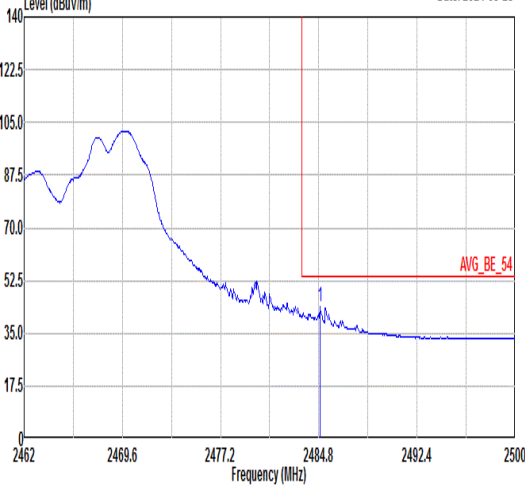
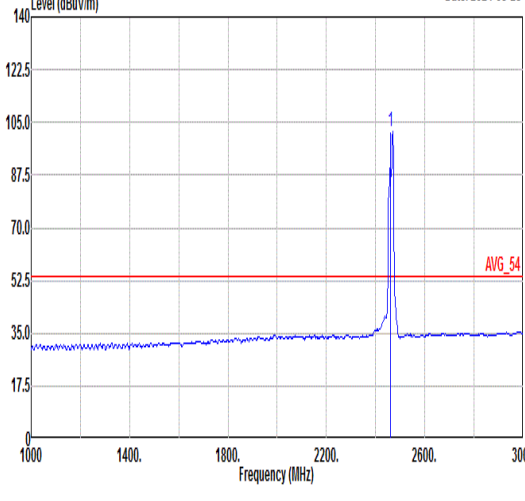


		16																																																																														
Mode	Band Edge																																																																															
	802.11ax HE20_MCS0_CH11_RU26/8_2462MHz																																																																															
ANT	CDD 7+16																																																																															
Pol.	Horizontal	Fundamental																																																																														
Peak	<p style="text-align: right;">Date: 2024-05-28</p> <table border="1"> <thead> <tr> <th>Limit</th> <th>Margin</th> <th>Read</th> <th>Ant</th> <th>Cable</th> <th>Preamp</th> <th>APos</th> <th>TPos</th> <th>Remark</th> </tr> <tr> <th>Freq</th> <th>Level</th> <th>Line</th> <th>(dB)</th> <th>Level</th> <th>Factor</th> <th>Loss</th> <th>Factor</th> <th></th> </tr> <tr> <th>MHz</th> <th>dBuV/m</th> <th>dBuV/m</th> <th>dB</th> <th>dB/m</th> <th>dB</th> <th>dB</th> <th>cm</th> <th>deg</th> </tr> </thead> <tbody> <tr> <td>1</td> <td>2483.70</td> <td>50.98</td> <td>74.00</td> <td>-23.02</td> <td>48.41</td> <td>30.70</td> <td>5.46</td> <td>33.59</td> <td>100</td> <td>287</td> <td>PEAK</td> </tr> </tbody> </table>	Limit	Margin	Read	Ant	Cable	Preamp	APos	TPos	Remark	Freq	Level	Line	(dB)	Level	Factor	Loss	Factor		MHz	dBuV/m	dBuV/m	dB	dB/m	dB	dB	cm	deg	1	2483.70	50.98	74.00	-23.02	48.41	30.70	5.46	33.59	100	287	PEAK	<p style="text-align: right;">Date: 2024-05-28</p> <table border="1"> <thead> <tr> <th>Limit</th> <th>Margin</th> <th>Read</th> <th>Ant</th> <th>Cable</th> <th>Preamp</th> <th>APos</th> <th>TPos</th> <th>Remark</th> </tr> <tr> <th>Freq</th> <th>Level</th> <th>Line</th> <th>(dB)</th> <th>Level</th> <th>Factor</th> <th>Loss</th> <th>Factor</th> <th></th> </tr> <tr> <th>MHz</th> <th>dBuV/m</th> <th>dBuV/m</th> <th>dB</th> <th>dB/m</th> <th>dB</th> <th>dB</th> <th>cm</th> <th>deg</th> </tr> </thead> <tbody> <tr> <td>1</td> <td>2462.00</td> <td>109.23</td> <td>-----</td> <td>-----</td> <td>106.66</td> <td>30.71</td> <td>5.44</td> <td>33.58</td> <td>100</td> <td>287</td> <td>PEAK</td> </tr> </tbody> </table>	Limit	Margin	Read	Ant	Cable	Preamp	APos	TPos	Remark	Freq	Level	Line	(dB)	Level	Factor	Loss	Factor		MHz	dBuV/m	dBuV/m	dB	dB/m	dB	dB	cm	deg	1	2462.00	109.23	-----	-----	106.66	30.71	5.44	33.58	100	287	PEAK
	Limit	Margin	Read	Ant	Cable	Preamp	APos	TPos	Remark																																																																							
Freq	Level	Line	(dB)	Level	Factor	Loss	Factor																																																																									
MHz	dBuV/m	dBuV/m	dB	dB/m	dB	dB	cm	deg																																																																								
1	2483.70	50.98	74.00	-23.02	48.41	30.70	5.46	33.59	100	287	PEAK																																																																					
Limit	Margin	Read	Ant	Cable	Preamp	APos	TPos	Remark																																																																								
Freq	Level	Line	(dB)	Level	Factor	Loss	Factor																																																																									
MHz	dBuV/m	dBuV/m	dB	dB/m	dB	dB	cm	deg																																																																								
1	2462.00	109.23	-----	-----	106.66	30.71	5.44	33.58	100	287	PEAK																																																																					
Avg	<p style="text-align: right;">Date: 2024-05-28</p> <table border="1"> <thead> <tr> <th>Limit</th> <th>Margin</th> <th>Read</th> <th>Ant</th> <th>Cable</th> <th>Preamp</th> <th>APos</th> <th>TPos</th> <th>Remark</th> </tr> <tr> <th>Freq</th> <th>Level</th> <th>Line</th> <th>(dB)</th> <th>Level</th> <th>Factor</th> <th>Loss</th> <th>Factor</th> <th></th> </tr> <tr> <th>MHz</th> <th>dBuV/m</th> <th>dBuV/m</th> <th>dB</th> <th>dB/m</th> <th>dB</th> <th>dB</th> <th>cm</th> <th>deg</th> </tr> </thead> <tbody> <tr> <td>1</td> <td>2487.23</td> <td>36.60</td> <td>54.00</td> <td>-17.40</td> <td>34.03</td> <td>30.70</td> <td>5.46</td> <td>33.59</td> <td>100</td> <td>287</td> <td>AVERAGE</td> </tr> </tbody> </table>	Limit	Margin	Read	Ant	Cable	Preamp	APos	TPos	Remark	Freq	Level	Line	(dB)	Level	Factor	Loss	Factor		MHz	dBuV/m	dBuV/m	dB	dB/m	dB	dB	cm	deg	1	2487.23	36.60	54.00	-17.40	34.03	30.70	5.46	33.59	100	287	AVERAGE	<p style="text-align: right;">Date: 2024-05-28</p> <table border="1"> <thead> <tr> <th>Limit</th> <th>Margin</th> <th>Read</th> <th>Ant</th> <th>Cable</th> <th>Preamp</th> <th>APos</th> <th>TPos</th> <th>Remark</th> </tr> <tr> <th>Freq</th> <th>Level</th> <th>Line</th> <th>(dB)</th> <th>Level</th> <th>Factor</th> <th>Loss</th> <th>Factor</th> <th></th> </tr> <tr> <th>MHz</th> <th>dBuV/m</th> <th>dBuV/m</th> <th>dB</th> <th>dB/m</th> <th>dB</th> <th>dB</th> <th>cm</th> <th>deg</th> </tr> </thead> <tbody> <tr> <td>1</td> <td>2462.00</td> <td>100.50</td> <td>-----</td> <td>-----</td> <td>97.93</td> <td>30.71</td> <td>5.44</td> <td>33.58</td> <td>100</td> <td>287</td> <td>AVERAGE</td> </tr> </tbody> </table>	Limit	Margin	Read	Ant	Cable	Preamp	APos	TPos	Remark	Freq	Level	Line	(dB)	Level	Factor	Loss	Factor		MHz	dBuV/m	dBuV/m	dB	dB/m	dB	dB	cm	deg	1	2462.00	100.50	-----	-----	97.93	30.71	5.44	33.58	100	287	AVERAGE
	Limit	Margin	Read	Ant	Cable	Preamp	APos	TPos	Remark																																																																							
Freq	Level	Line	(dB)	Level	Factor	Loss	Factor																																																																									
MHz	dBuV/m	dBuV/m	dB	dB/m	dB	dB	cm	deg																																																																								
1	2487.23	36.60	54.00	-17.40	34.03	30.70	5.46	33.59	100	287	AVERAGE																																																																					
Limit	Margin	Read	Ant	Cable	Preamp	APos	TPos	Remark																																																																								
Freq	Level	Line	(dB)	Level	Factor	Loss	Factor																																																																									
MHz	dBuV/m	dBuV/m	dB	dB/m	dB	dB	cm	deg																																																																								
1	2462.00	100.50	-----	-----	97.93	30.71	5.44	33.58	100	287	AVERAGE																																																																					



		16																																																																														
Mode	Band Edge																																																																															
	802.11ax HE20_MCS0_CH11_RU26/8_2462MHz																																																																															
ANT	CDD 7+16																																																																															
Pol.	Vertical	Fundamental																																																																														
Peak	<p style="text-align: right;">Date: 2024-05-28</p> <table border="1"> <thead> <tr> <th>Limit</th> <th>Margin</th> <th>Read</th> <th>Ant</th> <th>Cable</th> <th>Preamp</th> <th>APos</th> <th>TPos</th> <th>Remark</th> </tr> <tr> <th>Freq</th> <th>Level</th> <th>Line</th> <th>Level</th> <th>Factor</th> <th>Loss</th> <th>Factor</th> <th>cm</th> <th>deg</th> </tr> <tr> <th>MHz</th> <th>dBuV/m</th> <th>dBuV/m</th> <th>dBuV</th> <th>dB/m</th> <th>dB</th> <th>dB</th> <th>cm</th> <th>deg</th> </tr> </thead> <tbody> <tr> <td>1</td> <td>2487.99</td> <td>48.37</td> <td>74.00</td> <td>-25.63</td> <td>45.80</td> <td>30.70</td> <td>5.46</td> <td>33.59</td> <td>373</td> <td>250</td> <td>PEAK</td> </tr> </tbody> </table>	Limit	Margin	Read	Ant	Cable	Preamp	APos	TPos	Remark	Freq	Level	Line	Level	Factor	Loss	Factor	cm	deg	MHz	dBuV/m	dBuV/m	dBuV	dB/m	dB	dB	cm	deg	1	2487.99	48.37	74.00	-25.63	45.80	30.70	5.46	33.59	373	250	PEAK	<p style="text-align: right;">Date: 2024-05-28</p> <table border="1"> <thead> <tr> <th>Limit</th> <th>Margin</th> <th>Read</th> <th>Ant</th> <th>Cable</th> <th>Preamp</th> <th>APos</th> <th>TPos</th> <th>Remark</th> </tr> <tr> <th>Freq</th> <th>Level</th> <th>Line</th> <th>Level</th> <th>Factor</th> <th>Loss</th> <th>Factor</th> <th>cm</th> <th>deg</th> </tr> <tr> <th>MHz</th> <th>dBuV/m</th> <th>dBuV/m</th> <th>dBuV</th> <th>dB/m</th> <th>dB</th> <th>dB</th> <th>cm</th> <th>deg</th> </tr> </thead> <tbody> <tr> <td>1</td> <td>2462.00</td> <td>108.92</td> <td>-----</td> <td>-----</td> <td>106.35</td> <td>30.71</td> <td>5.44</td> <td>33.58</td> <td>373</td> <td>250</td> <td>PEAK</td> </tr> </tbody> </table>	Limit	Margin	Read	Ant	Cable	Preamp	APos	TPos	Remark	Freq	Level	Line	Level	Factor	Loss	Factor	cm	deg	MHz	dBuV/m	dBuV/m	dBuV	dB/m	dB	dB	cm	deg	1	2462.00	108.92	-----	-----	106.35	30.71	5.44	33.58	373	250	PEAK
	Limit	Margin	Read	Ant	Cable	Preamp	APos	TPos	Remark																																																																							
Freq	Level	Line	Level	Factor	Loss	Factor	cm	deg																																																																								
MHz	dBuV/m	dBuV/m	dBuV	dB/m	dB	dB	cm	deg																																																																								
1	2487.99	48.37	74.00	-25.63	45.80	30.70	5.46	33.59	373	250	PEAK																																																																					
Limit	Margin	Read	Ant	Cable	Preamp	APos	TPos	Remark																																																																								
Freq	Level	Line	Level	Factor	Loss	Factor	cm	deg																																																																								
MHz	dBuV/m	dBuV/m	dBuV	dB/m	dB	dB	cm	deg																																																																								
1	2462.00	108.92	-----	-----	106.35	30.71	5.44	33.58	373	250	PEAK																																																																					
Avg	<p style="text-align: right;">Date: 2024-05-28</p> <table border="1"> <thead> <tr> <th>Limit</th> <th>Margin</th> <th>Read</th> <th>Ant</th> <th>Cable</th> <th>Preamp</th> <th>APos</th> <th>TPos</th> <th>Remark</th> </tr> <tr> <th>Freq</th> <th>Level</th> <th>Line</th> <th>Level</th> <th>Factor</th> <th>Loss</th> <th>Factor</th> <th>cm</th> <th>deg</th> </tr> <tr> <th>MHz</th> <th>dBuV/m</th> <th>dBuV/m</th> <th>dBuV</th> <th>dB/m</th> <th>dB</th> <th>dB</th> <th>cm</th> <th>deg</th> </tr> </thead> <tbody> <tr> <td>1</td> <td>2483.66</td> <td>35.79</td> <td>54.00</td> <td>-18.21</td> <td>33.22</td> <td>30.70</td> <td>5.46</td> <td>33.59</td> <td>373</td> <td>250</td> <td>AVERAGE</td> </tr> </tbody> </table>	Limit	Margin	Read	Ant	Cable	Preamp	APos	TPos	Remark	Freq	Level	Line	Level	Factor	Loss	Factor	cm	deg	MHz	dBuV/m	dBuV/m	dBuV	dB/m	dB	dB	cm	deg	1	2483.66	35.79	54.00	-18.21	33.22	30.70	5.46	33.59	373	250	AVERAGE	<p style="text-align: right;">Date: 2024-05-28</p> <table border="1"> <thead> <tr> <th>Limit</th> <th>Margin</th> <th>Read</th> <th>Ant</th> <th>Cable</th> <th>Preamp</th> <th>APos</th> <th>TPos</th> <th>Remark</th> </tr> <tr> <th>Freq</th> <th>Level</th> <th>Line</th> <th>Level</th> <th>Factor</th> <th>Loss</th> <th>Factor</th> <th>cm</th> <th>deg</th> </tr> <tr> <th>MHz</th> <th>dBuV/m</th> <th>dBuV/m</th> <th>dBuV</th> <th>dB/m</th> <th>dB</th> <th>dB</th> <th>cm</th> <th>deg</th> </tr> </thead> <tbody> <tr> <td>1</td> <td>2462.00</td> <td>99.72</td> <td>-----</td> <td>-----</td> <td>97.15</td> <td>30.71</td> <td>5.44</td> <td>33.58</td> <td>373</td> <td>250</td> <td>AVERAGE</td> </tr> </tbody> </table>	Limit	Margin	Read	Ant	Cable	Preamp	APos	TPos	Remark	Freq	Level	Line	Level	Factor	Loss	Factor	cm	deg	MHz	dBuV/m	dBuV/m	dBuV	dB/m	dB	dB	cm	deg	1	2462.00	99.72	-----	-----	97.15	30.71	5.44	33.58	373	250	AVERAGE
	Limit	Margin	Read	Ant	Cable	Preamp	APos	TPos	Remark																																																																							
Freq	Level	Line	Level	Factor	Loss	Factor	cm	deg																																																																								
MHz	dBuV/m	dBuV/m	dBuV	dB/m	dB	dB	cm	deg																																																																								
1	2483.66	35.79	54.00	-18.21	33.22	30.70	5.46	33.59	373	250	AVERAGE																																																																					
Limit	Margin	Read	Ant	Cable	Preamp	APos	TPos	Remark																																																																								
Freq	Level	Line	Level	Factor	Loss	Factor	cm	deg																																																																								
MHz	dBuV/m	dBuV/m	dBuV	dB/m	dB	dB	cm	deg																																																																								
1	2462.00	99.72	-----	-----	97.15	30.71	5.44	33.58	373	250	AVERAGE																																																																					



		17																																																																														
Mode	Band Edge																																																																															
	802.11ax HE20_MCS0_CH11_RU52/40_2462MHz																																																																															
ANT	CDD 7+16																																																																															
Pol.	Horizontal	Fundamental																																																																														
Peak	 <p style="text-align: right;">Date: 2024-05-28</p> <table border="1"> <thead> <tr> <th>Limit</th> <th>Margin</th> <th>Read</th> <th>Ant</th> <th>Cable</th> <th>Preamp</th> <th>APos</th> <th>TPos</th> <th>Remark</th> </tr> <tr> <th>Freq</th> <th>Level</th> <th>Line</th> <th>Level</th> <th>Factor</th> <th>Loss</th> <th>Factor</th> <th></th> <th></th> </tr> <tr> <th>MHz</th> <th>dBuV/m</th> <th>dBuV/m</th> <th>dBuV</th> <th>dB/m</th> <th>dB</th> <th>dB</th> <th>cm</th> <th>deg</th> </tr> </thead> <tbody> <tr> <td>1</td> <td>2485.10</td> <td>61.26</td> <td>74.00</td> <td>-12.74</td> <td>58.69</td> <td>30.70</td> <td>5.46</td> <td>33.59</td> <td>100</td> <td>284</td> <td>PEAK</td> </tr> </tbody> </table>	Limit	Margin	Read	Ant	Cable	Preamp	APos	TPos	Remark	Freq	Level	Line	Level	Factor	Loss	Factor			MHz	dBuV/m	dBuV/m	dBuV	dB/m	dB	dB	cm	deg	1	2485.10	61.26	74.00	-12.74	58.69	30.70	5.46	33.59	100	284	PEAK	 <p style="text-align: right;">Date: 2024-05-28</p> <table border="1"> <thead> <tr> <th>Limit</th> <th>Margin</th> <th>Read</th> <th>Ant</th> <th>Cable</th> <th>Preamp</th> <th>APos</th> <th>TPos</th> <th>Remark</th> </tr> <tr> <th>Freq</th> <th>Level</th> <th>Line</th> <th>Level</th> <th>Factor</th> <th>Loss</th> <th>Factor</th> <th></th> <th></th> </tr> <tr> <th>MHz</th> <th>dBuV/m</th> <th>dBuV/m</th> <th>dBuV</th> <th>dB/m</th> <th>dB</th> <th>dB</th> <th>cm</th> <th>deg</th> </tr> </thead> <tbody> <tr> <td>1</td> <td>2462.00</td> <td>111.79</td> <td>-----</td> <td>-----</td> <td>109.22</td> <td>30.71</td> <td>5.44</td> <td>33.58</td> <td>100</td> <td>284</td> <td>PEAK</td> </tr> </tbody> </table>	Limit	Margin	Read	Ant	Cable	Preamp	APos	TPos	Remark	Freq	Level	Line	Level	Factor	Loss	Factor			MHz	dBuV/m	dBuV/m	dBuV	dB/m	dB	dB	cm	deg	1	2462.00	111.79	-----	-----	109.22	30.71	5.44	33.58	100	284	PEAK
	Limit	Margin	Read	Ant	Cable	Preamp	APos	TPos	Remark																																																																							
Freq	Level	Line	Level	Factor	Loss	Factor																																																																										
MHz	dBuV/m	dBuV/m	dBuV	dB/m	dB	dB	cm	deg																																																																								
1	2485.10	61.26	74.00	-12.74	58.69	30.70	5.46	33.59	100	284	PEAK																																																																					
Limit	Margin	Read	Ant	Cable	Preamp	APos	TPos	Remark																																																																								
Freq	Level	Line	Level	Factor	Loss	Factor																																																																										
MHz	dBuV/m	dBuV/m	dBuV	dB/m	dB	dB	cm	deg																																																																								
1	2462.00	111.79	-----	-----	109.22	30.71	5.44	33.58	100	284	PEAK																																																																					
Avg	 <p style="text-align: right;">Date: 2024-05-28</p> <table border="1"> <thead> <tr> <th>Limit</th> <th>Margin</th> <th>Read</th> <th>Ant</th> <th>Cable</th> <th>Preamp</th> <th>APos</th> <th>TPos</th> <th>Remark</th> </tr> <tr> <th>Freq</th> <th>Level</th> <th>Line</th> <th>Level</th> <th>Factor</th> <th>Loss</th> <th>Factor</th> <th></th> <th></th> </tr> <tr> <th>MHz</th> <th>dBuV/m</th> <th>dBuV/m</th> <th>dBuV</th> <th>dB/m</th> <th>dB</th> <th>dB</th> <th>cm</th> <th>deg</th> </tr> </thead> <tbody> <tr> <td>1</td> <td>2484.88</td> <td>43.74</td> <td>54.00</td> <td>-10.26</td> <td>41.17</td> <td>30.70</td> <td>5.46</td> <td>33.59</td> <td>100</td> <td>284</td> <td>AVERAGE</td> </tr> </tbody> </table>	Limit	Margin	Read	Ant	Cable	Preamp	APos	TPos	Remark	Freq	Level	Line	Level	Factor	Loss	Factor			MHz	dBuV/m	dBuV/m	dBuV	dB/m	dB	dB	cm	deg	1	2484.88	43.74	54.00	-10.26	41.17	30.70	5.46	33.59	100	284	AVERAGE	 <p style="text-align: right;">Date: 2024-05-28</p> <table border="1"> <thead> <tr> <th>Limit</th> <th>Margin</th> <th>Read</th> <th>Ant</th> <th>Cable</th> <th>Preamp</th> <th>APos</th> <th>TPos</th> <th>Remark</th> </tr> <tr> <th>Freq</th> <th>Level</th> <th>Line</th> <th>Level</th> <th>Factor</th> <th>Loss</th> <th>Factor</th> <th></th> <th></th> </tr> <tr> <th>MHz</th> <th>dBuV/m</th> <th>dBuV/m</th> <th>dBuV</th> <th>dB/m</th> <th>dB</th> <th>dB</th> <th>cm</th> <th>deg</th> </tr> </thead> <tbody> <tr> <td>1</td> <td>2462.00</td> <td>102.00</td> <td>-----</td> <td>-----</td> <td>99.43</td> <td>30.71</td> <td>5.44</td> <td>33.58</td> <td>100</td> <td>284</td> <td>AVERAGE</td> </tr> </tbody> </table>	Limit	Margin	Read	Ant	Cable	Preamp	APos	TPos	Remark	Freq	Level	Line	Level	Factor	Loss	Factor			MHz	dBuV/m	dBuV/m	dBuV	dB/m	dB	dB	cm	deg	1	2462.00	102.00	-----	-----	99.43	30.71	5.44	33.58	100	284	AVERAGE
	Limit	Margin	Read	Ant	Cable	Preamp	APos	TPos	Remark																																																																							
Freq	Level	Line	Level	Factor	Loss	Factor																																																																										
MHz	dBuV/m	dBuV/m	dBuV	dB/m	dB	dB	cm	deg																																																																								
1	2484.88	43.74	54.00	-10.26	41.17	30.70	5.46	33.59	100	284	AVERAGE																																																																					
Limit	Margin	Read	Ant	Cable	Preamp	APos	TPos	Remark																																																																								
Freq	Level	Line	Level	Factor	Loss	Factor																																																																										
MHz	dBuV/m	dBuV/m	dBuV	dB/m	dB	dB	cm	deg																																																																								
1	2462.00	102.00	-----	-----	99.43	30.71	5.44	33.58	100	284	AVERAGE																																																																					



17																																								
Mode	Band Edge																																							
	802.11ax HE20_MCS0_CH11_RU52/40_2462MHz																																							
ANT	CDD 7+16																																							
Pol.	Vertical																																							
Peak	<table border="1"> <thead> <tr> <th>Limit</th> <th>Margin</th> <th>Read</th> <th>Ant</th> <th>Cable</th> <th>Preamp</th> <th>APos</th> <th>TPos</th> <th>Remark</th> </tr> <tr> <th>Freq</th> <th>Level</th> <th>Line</th> <th>Level</th> <th>Factor</th> <th>Loss Factor</th> <th>dB</th> <th>cm</th> <th>deg</th> </tr> <tr> <th>MHz</th> <th>dBuV/m</th> <th>dBuV/m</th> <th>dBuV</th> <th>dB/m</th> <th>dB</th> <th>dB</th> <th>cm</th> <th>deg</th> </tr> </thead> <tbody> <tr> <td>1</td> <td>2483.66</td> <td>59.08</td> <td>74.00</td> <td>-14.92</td> <td>56.51</td> <td>30.70</td> <td>5.46</td> <td>33.59</td> <td>362</td> <td>249</td> <td>PEAK</td> </tr> </tbody> </table>	Limit	Margin	Read	Ant	Cable	Preamp	APos	TPos	Remark	Freq	Level	Line	Level	Factor	Loss Factor	dB	cm	deg	MHz	dBuV/m	dBuV/m	dBuV	dB/m	dB	dB	cm	deg	1	2483.66	59.08	74.00	-14.92	56.51	30.70	5.46	33.59	362	249	PEAK
	Limit	Margin	Read	Ant	Cable	Preamp	APos	TPos	Remark																															
Freq	Level	Line	Level	Factor	Loss Factor	dB	cm	deg																																
MHz	dBuV/m	dBuV/m	dBuV	dB/m	dB	dB	cm	deg																																
1	2483.66	59.08	74.00	-14.92	56.51	30.70	5.46	33.59	362	249	PEAK																													
<table border="1"> <thead> <tr> <th>Limit</th> <th>Margin</th> <th>Read</th> <th>Ant</th> <th>Cable</th> <th>Preamp</th> <th>APos</th> <th>TPos</th> <th>Remark</th> </tr> <tr> <th>Freq</th> <th>Level</th> <th>Line</th> <th>Level</th> <th>Factor</th> <th>Loss Factor</th> <th>dB</th> <th>cm</th> <th>deg</th> </tr> <tr> <th>MHz</th> <th>dBuV/m</th> <th>dBuV/m</th> <th>dBuV</th> <th>dB/m</th> <th>dB</th> <th>dB</th> <th>cm</th> <th>deg</th> </tr> </thead> <tbody> <tr> <td>1</td> <td>2462.00</td> <td>105.36</td> <td>74.00</td> <td>-31.36</td> <td>102.79</td> <td>30.71</td> <td>5.44</td> <td>33.58</td> <td>362</td> <td>249</td> <td>PEAK</td> </tr> </tbody> </table>	Limit	Margin	Read	Ant	Cable	Preamp	APos	TPos	Remark	Freq	Level	Line	Level	Factor	Loss Factor	dB	cm	deg	MHz	dBuV/m	dBuV/m	dBuV	dB/m	dB	dB	cm	deg	1	2462.00	105.36	74.00	-31.36	102.79	30.71	5.44	33.58	362	249	PEAK	
Limit	Margin	Read	Ant	Cable	Preamp	APos	TPos	Remark																																
Freq	Level	Line	Level	Factor	Loss Factor	dB	cm	deg																																
MHz	dBuV/m	dBuV/m	dBuV	dB/m	dB	dB	cm	deg																																
1	2462.00	105.36	74.00	-31.36	102.79	30.71	5.44	33.58	362	249	PEAK																													
Avg	<table border="1"> <thead> <tr> <th>Limit</th> <th>Margin</th> <th>Read</th> <th>Ant</th> <th>Cable</th> <th>Preamp</th> <th>APos</th> <th>TPos</th> <th>Remark</th> </tr> <tr> <th>Freq</th> <th>Level</th> <th>Line</th> <th>Level</th> <th>Factor</th> <th>Loss Factor</th> <th>dB</th> <th>cm</th> <th>deg</th> </tr> <tr> <th>MHz</th> <th>dBuV/m</th> <th>dBuV/m</th> <th>dBuV</th> <th>dB/m</th> <th>dB</th> <th>dB</th> <th>cm</th> <th>deg</th> </tr> </thead> <tbody> <tr> <td>1</td> <td>2483.51</td> <td>40.43</td> <td>54.00</td> <td>-13.57</td> <td>37.86</td> <td>30.70</td> <td>5.46</td> <td>33.59</td> <td>362</td> <td>249</td> <td>AVERAGE</td> </tr> </tbody> </table>	Limit	Margin	Read	Ant	Cable	Preamp	APos	TPos	Remark	Freq	Level	Line	Level	Factor	Loss Factor	dB	cm	deg	MHz	dBuV/m	dBuV/m	dBuV	dB/m	dB	dB	cm	deg	1	2483.51	40.43	54.00	-13.57	37.86	30.70	5.46	33.59	362	249	AVERAGE
Limit	Margin	Read	Ant	Cable	Preamp	APos	TPos	Remark																																
Freq	Level	Line	Level	Factor	Loss Factor	dB	cm	deg																																
MHz	dBuV/m	dBuV/m	dBuV	dB/m	dB	dB	cm	deg																																
1	2483.51	40.43	54.00	-13.57	37.86	30.70	5.46	33.59	362	249	AVERAGE																													
<table border="1"> <thead> <tr> <th>Limit</th> <th>Margin</th> <th>Read</th> <th>Ant</th> <th>Cable</th> <th>Preamp</th> <th>APos</th> <th>TPos</th> <th>Remark</th> </tr> <tr> <th>Freq</th> <th>Level</th> <th>Line</th> <th>Level</th> <th>Factor</th> <th>Loss Factor</th> <th>dB</th> <th>cm</th> <th>deg</th> </tr> <tr> <th>MHz</th> <th>dBuV/m</th> <th>dBuV/m</th> <th>dBuV</th> <th>dB/m</th> <th>dB</th> <th>dB</th> <th>cm</th> <th>deg</th> </tr> </thead> <tbody> <tr> <td>1</td> <td>2462.00</td> <td>97.19</td> <td>54.00</td> <td>-43.19</td> <td>94.62</td> <td>30.71</td> <td>5.44</td> <td>33.58</td> <td>362</td> <td>249</td> <td>AVERAGE</td> </tr> </tbody> </table>	Limit	Margin	Read	Ant	Cable	Preamp	APos	TPos	Remark	Freq	Level	Line	Level	Factor	Loss Factor	dB	cm	deg	MHz	dBuV/m	dBuV/m	dBuV	dB/m	dB	dB	cm	deg	1	2462.00	97.19	54.00	-43.19	94.62	30.71	5.44	33.58	362	249	AVERAGE	
Limit	Margin	Read	Ant	Cable	Preamp	APos	TPos	Remark																																
Freq	Level	Line	Level	Factor	Loss Factor	dB	cm	deg																																
MHz	dBuV/m	dBuV/m	dBuV	dB/m	dB	dB	cm	deg																																
1	2462.00	97.19	54.00	-43.19	94.62	30.71	5.44	33.58	362	249	AVERAGE																													



		18																																																																														
Mode	Band Edge																																																																															
	802.11ax HE20_MCS0_CH11_RU106/54_2462MHz																																																																															
ANT	CDD 7+16																																																																															
Pol.	Horizontal	Fundamental																																																																														
Peak	<p style="text-align: right;">Date: 2024-05-28</p> <table border="1"> <thead> <tr> <th>Limit</th> <th>Margin</th> <th>Read</th> <th>Ant</th> <th>Cable</th> <th>Preamp</th> <th>APos</th> <th>TPos</th> <th>Remark</th> </tr> <tr> <th>Freq</th> <th>Level</th> <th>Line</th> <th>Level</th> <th>Factor</th> <th>Loss Factor</th> <th>dB</th> <th>cm</th> <th>deg</th> </tr> <tr> <th>MHz</th> <th>dBuV/m</th> <th>dBuV/m</th> <th>dBuV</th> <th>dB/m</th> <th>dB</th> <th>dB</th> <th>cm</th> <th>deg</th> </tr> </thead> <tbody> <tr> <td>1</td> <td>2485.45</td> <td>65.59</td> <td>74.00</td> <td>-8.41</td> <td>63.02</td> <td>30.70</td> <td>5.46</td> <td>33.59</td> <td>128</td> <td>282</td> <td>PEAK</td> </tr> </tbody> </table>	Limit	Margin	Read	Ant	Cable	Preamp	APos	TPos	Remark	Freq	Level	Line	Level	Factor	Loss Factor	dB	cm	deg	MHz	dBuV/m	dBuV/m	dBuV	dB/m	dB	dB	cm	deg	1	2485.45	65.59	74.00	-8.41	63.02	30.70	5.46	33.59	128	282	PEAK	<p style="text-align: right;">Date: 2024-05-28</p> <table border="1"> <thead> <tr> <th>Limit</th> <th>Margin</th> <th>Read</th> <th>Ant</th> <th>Cable</th> <th>Preamp</th> <th>APos</th> <th>TPos</th> <th>Remark</th> </tr> <tr> <th>Freq</th> <th>Level</th> <th>Line</th> <th>Level</th> <th>Factor</th> <th>Loss Factor</th> <th>dB</th> <th>cm</th> <th>deg</th> </tr> <tr> <th>MHz</th> <th>dBuV/m</th> <th>dBuV/m</th> <th>dBuV</th> <th>dB/m</th> <th>dB</th> <th>dB</th> <th>cm</th> <th>deg</th> </tr> </thead> <tbody> <tr> <td>1</td> <td>2462.00</td> <td>110.34</td> <td>-----</td> <td>-----</td> <td>107.77</td> <td>30.71</td> <td>5.44</td> <td>33.58</td> <td>128</td> <td>282</td> <td>PEAK</td> </tr> </tbody> </table>	Limit	Margin	Read	Ant	Cable	Preamp	APos	TPos	Remark	Freq	Level	Line	Level	Factor	Loss Factor	dB	cm	deg	MHz	dBuV/m	dBuV/m	dBuV	dB/m	dB	dB	cm	deg	1	2462.00	110.34	-----	-----	107.77	30.71	5.44	33.58	128	282	PEAK
	Limit	Margin	Read	Ant	Cable	Preamp	APos	TPos	Remark																																																																							
Freq	Level	Line	Level	Factor	Loss Factor	dB	cm	deg																																																																								
MHz	dBuV/m	dBuV/m	dBuV	dB/m	dB	dB	cm	deg																																																																								
1	2485.45	65.59	74.00	-8.41	63.02	30.70	5.46	33.59	128	282	PEAK																																																																					
Limit	Margin	Read	Ant	Cable	Preamp	APos	TPos	Remark																																																																								
Freq	Level	Line	Level	Factor	Loss Factor	dB	cm	deg																																																																								
MHz	dBuV/m	dBuV/m	dBuV	dB/m	dB	dB	cm	deg																																																																								
1	2462.00	110.34	-----	-----	107.77	30.71	5.44	33.58	128	282	PEAK																																																																					
Avg	<p style="text-align: right;">Date: 2024-05-28</p> <table border="1"> <thead> <tr> <th>Limit</th> <th>Margin</th> <th>Read</th> <th>Ant</th> <th>Cable</th> <th>Preamp</th> <th>APos</th> <th>TPos</th> <th>Remark</th> </tr> <tr> <th>Freq</th> <th>Level</th> <th>Line</th> <th>Level</th> <th>Factor</th> <th>Loss Factor</th> <th>dB</th> <th>cm</th> <th>deg</th> </tr> <tr> <th>MHz</th> <th>dBuV/m</th> <th>dBuV/m</th> <th>dBuV</th> <th>dB/m</th> <th>dB</th> <th>dB</th> <th>cm</th> <th>deg</th> </tr> </thead> <tbody> <tr> <td>1</td> <td>2484.88</td> <td>48.05</td> <td>54.00</td> <td>-5.95</td> <td>45.48</td> <td>30.70</td> <td>5.46</td> <td>33.59</td> <td>128</td> <td>282</td> <td>AVERAGE</td> </tr> </tbody> </table>	Limit	Margin	Read	Ant	Cable	Preamp	APos	TPos	Remark	Freq	Level	Line	Level	Factor	Loss Factor	dB	cm	deg	MHz	dBuV/m	dBuV/m	dBuV	dB/m	dB	dB	cm	deg	1	2484.88	48.05	54.00	-5.95	45.48	30.70	5.46	33.59	128	282	AVERAGE	<p style="text-align: right;">Date: 2024-05-28</p> <table border="1"> <thead> <tr> <th>Limit</th> <th>Margin</th> <th>Read</th> <th>Ant</th> <th>Cable</th> <th>Preamp</th> <th>APos</th> <th>TPos</th> <th>Remark</th> </tr> <tr> <th>Freq</th> <th>Level</th> <th>Line</th> <th>Level</th> <th>Factor</th> <th>Loss Factor</th> <th>dB</th> <th>cm</th> <th>deg</th> </tr> <tr> <th>MHz</th> <th>dBuV/m</th> <th>dBuV/m</th> <th>dBuV</th> <th>dB/m</th> <th>dB</th> <th>dB</th> <th>cm</th> <th>deg</th> </tr> </thead> <tbody> <tr> <td>1</td> <td>2462.00</td> <td>102.18</td> <td>-----</td> <td>-----</td> <td>99.61</td> <td>30.71</td> <td>5.44</td> <td>33.58</td> <td>128</td> <td>282</td> <td>AVERAGE</td> </tr> </tbody> </table>	Limit	Margin	Read	Ant	Cable	Preamp	APos	TPos	Remark	Freq	Level	Line	Level	Factor	Loss Factor	dB	cm	deg	MHz	dBuV/m	dBuV/m	dBuV	dB/m	dB	dB	cm	deg	1	2462.00	102.18	-----	-----	99.61	30.71	5.44	33.58	128	282	AVERAGE
	Limit	Margin	Read	Ant	Cable	Preamp	APos	TPos	Remark																																																																							
Freq	Level	Line	Level	Factor	Loss Factor	dB	cm	deg																																																																								
MHz	dBuV/m	dBuV/m	dBuV	dB/m	dB	dB	cm	deg																																																																								
1	2484.88	48.05	54.00	-5.95	45.48	30.70	5.46	33.59	128	282	AVERAGE																																																																					
Limit	Margin	Read	Ant	Cable	Preamp	APos	TPos	Remark																																																																								
Freq	Level	Line	Level	Factor	Loss Factor	dB	cm	deg																																																																								
MHz	dBuV/m	dBuV/m	dBuV	dB/m	dB	dB	cm	deg																																																																								
1	2462.00	102.18	-----	-----	99.61	30.71	5.44	33.58	128	282	AVERAGE																																																																					



18																																						
Mode	Band Edge																																					
	802.11ax HE20_MCS0_CH11_RU106/54_2462MHz																																					
ANT	CDD 7+16																																					
Pol.	Vertical																																					
Peak	<table border="1"> <thead> <tr> <th>Limit</th> <th>Margin</th> <th>Read</th> <th>Ant</th> <th>Cable</th> <th>Preamp</th> <th>APos</th> <th>TPos</th> <th>Remark</th> </tr> <tr> <th>Freq</th> <th>Level</th> <th>Line</th> <th>Level</th> <th>Factor</th> <th>Loss Factor</th> <th>cm</th> <th>deg</th> <th></th> </tr> <tr> <th>MHz</th> <th>dBuV/m</th> <th>dBuV/m</th> <th>dBuV</th> <th>dB/m</th> <th>dB</th> <th>dB</th> <th>cm</th> <th>deg</th> </tr> </thead> <tbody> <tr> <td>1 2483.70</td> <td>60.62</td> <td>74.00</td> <td>-13.38</td> <td>58.05</td> <td>30.70</td> <td>5.46</td> <td>33.59</td> <td>300</td> <td>222 PEAK</td> </tr> </tbody> </table>	Limit	Margin	Read	Ant	Cable	Preamp	APos	TPos	Remark	Freq	Level	Line	Level	Factor	Loss Factor	cm	deg		MHz	dBuV/m	dBuV/m	dBuV	dB/m	dB	dB	cm	deg	1 2483.70	60.62	74.00	-13.38	58.05	30.70	5.46	33.59	300	222 PEAK
	Limit	Margin	Read	Ant	Cable	Preamp	APos	TPos	Remark																													
Freq	Level	Line	Level	Factor	Loss Factor	cm	deg																															
MHz	dBuV/m	dBuV/m	dBuV	dB/m	dB	dB	cm	deg																														
1 2483.70	60.62	74.00	-13.38	58.05	30.70	5.46	33.59	300	222 PEAK																													
<table border="1"> <thead> <tr> <th>Limit</th> <th>Margin</th> <th>Read</th> <th>Ant</th> <th>Cable</th> <th>Preamp</th> <th>APos</th> <th>TPos</th> <th>Remark</th> </tr> <tr> <th>Freq</th> <th>Level</th> <th>Line</th> <th>Level</th> <th>Factor</th> <th>Loss Factor</th> <th>cm</th> <th>deg</th> <th></th> </tr> <tr> <th>MHz</th> <th>dBuV/m</th> <th>dBuV/m</th> <th>dBuV</th> <th>dB/m</th> <th>dB</th> <th>dB</th> <th>cm</th> <th>deg</th> </tr> </thead> <tbody> <tr> <td>1 2462.00</td> <td>106.69</td> <td>70.00</td> <td>-----</td> <td>104.12</td> <td>30.71</td> <td>5.44</td> <td>33.58</td> <td>300</td> <td>222 PEAK</td> </tr> </tbody> </table>	Limit	Margin	Read	Ant	Cable	Preamp	APos	TPos	Remark	Freq	Level	Line	Level	Factor	Loss Factor	cm	deg		MHz	dBuV/m	dBuV/m	dBuV	dB/m	dB	dB	cm	deg	1 2462.00	106.69	70.00	-----	104.12	30.71	5.44	33.58	300	222 PEAK	
Limit	Margin	Read	Ant	Cable	Preamp	APos	TPos	Remark																														
Freq	Level	Line	Level	Factor	Loss Factor	cm	deg																															
MHz	dBuV/m	dBuV/m	dBuV	dB/m	dB	dB	cm	deg																														
1 2462.00	106.69	70.00	-----	104.12	30.71	5.44	33.58	300	222 PEAK																													
Avg	<table border="1"> <thead> <tr> <th>Limit</th> <th>Margin</th> <th>Read</th> <th>Ant</th> <th>Cable</th> <th>Preamp</th> <th>APos</th> <th>TPos</th> <th>Remark</th> </tr> <tr> <th>Freq</th> <th>Level</th> <th>Line</th> <th>Level</th> <th>Factor</th> <th>Loss Factor</th> <th>cm</th> <th>deg</th> <th></th> </tr> <tr> <th>MHz</th> <th>dBuV/m</th> <th>dBuV/m</th> <th>dBuV</th> <th>dB/m</th> <th>dB</th> <th>dB</th> <th>cm</th> <th>deg</th> </tr> </thead> <tbody> <tr> <td>1 2483.51</td> <td>40.76</td> <td>54.00</td> <td>-13.24</td> <td>38.19</td> <td>30.70</td> <td>5.46</td> <td>33.59</td> <td>300</td> <td>222 AVERAGE</td> </tr> </tbody> </table>	Limit	Margin	Read	Ant	Cable	Preamp	APos	TPos	Remark	Freq	Level	Line	Level	Factor	Loss Factor	cm	deg		MHz	dBuV/m	dBuV/m	dBuV	dB/m	dB	dB	cm	deg	1 2483.51	40.76	54.00	-13.24	38.19	30.70	5.46	33.59	300	222 AVERAGE
	Limit	Margin	Read	Ant	Cable	Preamp	APos	TPos	Remark																													
Freq	Level	Line	Level	Factor	Loss Factor	cm	deg																															
MHz	dBuV/m	dBuV/m	dBuV	dB/m	dB	dB	cm	deg																														
1 2483.51	40.76	54.00	-13.24	38.19	30.70	5.46	33.59	300	222 AVERAGE																													
<table border="1"> <thead> <tr> <th>Limit</th> <th>Margin</th> <th>Read</th> <th>Ant</th> <th>Cable</th> <th>Preamp</th> <th>APos</th> <th>TPos</th> <th>Remark</th> </tr> <tr> <th>Freq</th> <th>Level</th> <th>Line</th> <th>Level</th> <th>Factor</th> <th>Loss Factor</th> <th>cm</th> <th>deg</th> <th></th> </tr> <tr> <th>MHz</th> <th>dBuV/m</th> <th>dBuV/m</th> <th>dBuV</th> <th>dB/m</th> <th>dB</th> <th>dB</th> <th>cm</th> <th>deg</th> </tr> </thead> <tbody> <tr> <td>1 2462.00</td> <td>95.99</td> <td>52.50</td> <td>-----</td> <td>93.42</td> <td>30.71</td> <td>5.44</td> <td>33.58</td> <td>300</td> <td>222 AVERAGE</td> </tr> </tbody> </table>	Limit	Margin	Read	Ant	Cable	Preamp	APos	TPos	Remark	Freq	Level	Line	Level	Factor	Loss Factor	cm	deg		MHz	dBuV/m	dBuV/m	dBuV	dB/m	dB	dB	cm	deg	1 2462.00	95.99	52.50	-----	93.42	30.71	5.44	33.58	300	222 AVERAGE	
Limit	Margin	Read	Ant	Cable	Preamp	APos	TPos	Remark																														
Freq	Level	Line	Level	Factor	Loss Factor	cm	deg																															
MHz	dBuV/m	dBuV/m	dBuV	dB/m	dB	dB	cm	deg																														
1 2462.00	95.99	52.50	-----	93.42	30.71	5.44	33.58	300	222 AVERAGE																													

Note: For all plots above, the higher Signals which are no mark are within frequency band can be ignored.



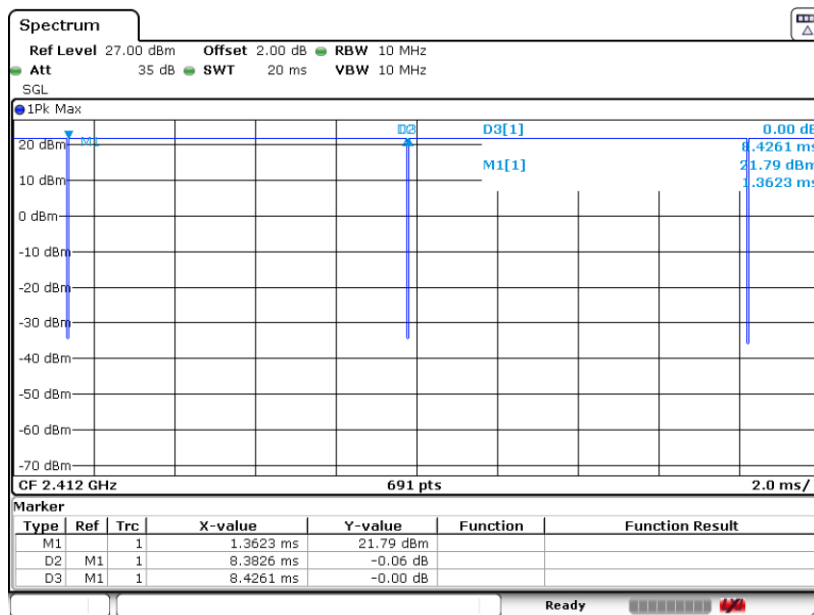
Mode	21																																																																																																																																																
	LF																																																																																																																																																
	802.11g_6M_CH11_2462MHz																																																																																																																																																
ANT	CDD 7+16																																																																																																																																																
Pol.	Horizontal	Vertical																																																																																																																																															
QP/ Peak	<p>Date: 2024-05-29</p>	<p>Date: 2024-05-29</p>																																																																																																																																															
	<table border="1"> <thead> <tr> <th></th> <th>Limit</th> <th>Read</th> <th>Ant</th> <th>Cable</th> <th>Preamp</th> <th>APos</th> <th>TPos</th> <th></th> </tr> <tr> <th>Freq</th> <th>Level</th> <th>Line</th> <th>Margin</th> <th>Level</th> <th>Factor</th> <th>Loss</th> <th>Factor</th> <th>Remark</th> </tr> </thead> <tbody> <tr> <td>1</td> <td>46.49</td> <td>18.74</td> <td>40.00</td> <td>-21.26</td> <td>33.67</td> <td>16.23</td> <td>0.67</td> <td>31.83 --- --- Peak</td> </tr> <tr> <td>2</td> <td>183.26</td> <td>18.73</td> <td>43.50</td> <td>-24.77</td> <td>33.52</td> <td>15.46</td> <td>1.38</td> <td>31.63 --- --- Peak</td> </tr> <tr> <td>3</td> <td>312.27</td> <td>27.03</td> <td>46.00</td> <td>-18.97</td> <td>37.04</td> <td>19.62</td> <td>1.85</td> <td>31.48 --- --- Peak</td> </tr> <tr> <td>4</td> <td>631.40</td> <td>26.77</td> <td>46.00</td> <td>-19.23</td> <td>30.42</td> <td>24.89</td> <td>2.62</td> <td>31.16 --- --- Peak</td> </tr> <tr> <td>5</td> <td>803.09</td> <td>30.21</td> <td>46.00</td> <td>-15.79</td> <td>31.95</td> <td>26.41</td> <td>2.95</td> <td>31.10 --- --- Peak</td> </tr> <tr> <td>6</td> <td>951.50</td> <td>31.77</td> <td>46.00</td> <td>-14.23</td> <td>32.18</td> <td>27.16</td> <td>3.23</td> <td>30.80 --- --- Peak</td> </tr> </tbody> </table>		Limit	Read	Ant	Cable	Preamp	APos	TPos		Freq	Level	Line	Margin	Level	Factor	Loss	Factor	Remark	1	46.49	18.74	40.00	-21.26	33.67	16.23	0.67	31.83 --- --- Peak	2	183.26	18.73	43.50	-24.77	33.52	15.46	1.38	31.63 --- --- Peak	3	312.27	27.03	46.00	-18.97	37.04	19.62	1.85	31.48 --- --- Peak	4	631.40	26.77	46.00	-19.23	30.42	24.89	2.62	31.16 --- --- Peak	5	803.09	30.21	46.00	-15.79	31.95	26.41	2.95	31.10 --- --- Peak	6	951.50	31.77	46.00	-14.23	32.18	27.16	3.23	30.80 --- --- Peak	<table border="1"> <thead> <tr> <th></th> <th>Limit</th> <th>Read</th> <th>Ant</th> <th>Cable</th> <th>Preamp</th> <th>APos</th> <th>TPos</th> <th></th> </tr> <tr> <th>Freq</th> <th>Level</th> <th>Line</th> <th>Margin</th> <th>Level</th> <th>Factor</th> <th>Loss</th> <th>Factor</th> <th>Remark</th> </tr> </thead> <tbody> <tr> <td>1</td> <td>34.85</td> <td>23.73</td> <td>40.00</td> <td>-16.27</td> <td>32.61</td> <td>22.25</td> <td>0.57</td> <td>31.70 --- --- Peak</td> </tr> <tr> <td>2</td> <td>152.22</td> <td>20.26</td> <td>43.50</td> <td>-23.24</td> <td>33.97</td> <td>16.73</td> <td>1.26</td> <td>31.70 --- --- Peak</td> </tr> <tr> <td>3</td> <td>252.13</td> <td>22.96</td> <td>46.00</td> <td>-23.04</td> <td>34.04</td> <td>18.86</td> <td>1.66</td> <td>31.60 --- --- Peak</td> </tr> <tr> <td>4</td> <td>621.70</td> <td>26.68</td> <td>46.00</td> <td>-19.32</td> <td>30.36</td> <td>24.86</td> <td>2.60</td> <td>31.14 --- --- Peak</td> </tr> <tr> <td>5</td> <td>866.14</td> <td>30.28</td> <td>46.00</td> <td>-15.72</td> <td>31.63</td> <td>26.60</td> <td>3.09</td> <td>31.04 --- --- Peak</td> </tr> <tr> <td>6</td> <td>939.86</td> <td>31.42</td> <td>46.00</td> <td>-14.58</td> <td>31.96</td> <td>27.06</td> <td>3.22</td> <td>30.82 --- --- Peak</td> </tr> </tbody> </table>		Limit	Read	Ant	Cable	Preamp	APos	TPos		Freq	Level	Line	Margin	Level	Factor	Loss	Factor	Remark	1	34.85	23.73	40.00	-16.27	32.61	22.25	0.57	31.70 --- --- Peak	2	152.22	20.26	43.50	-23.24	33.97	16.73	1.26	31.70 --- --- Peak	3	252.13	22.96	46.00	-23.04	34.04	18.86	1.66	31.60 --- --- Peak	4	621.70	26.68	46.00	-19.32	30.36	24.86	2.60	31.14 --- --- Peak	5	866.14	30.28	46.00	-15.72	31.63	26.60	3.09	31.04 --- --- Peak	6	939.86	31.42	46.00	-14.58	31.96	27.06	3.22
	Limit	Read	Ant	Cable	Preamp	APos	TPos																																																																																																																																										
Freq	Level	Line	Margin	Level	Factor	Loss	Factor	Remark																																																																																																																																									
1	46.49	18.74	40.00	-21.26	33.67	16.23	0.67	31.83 --- --- Peak																																																																																																																																									
2	183.26	18.73	43.50	-24.77	33.52	15.46	1.38	31.63 --- --- Peak																																																																																																																																									
3	312.27	27.03	46.00	-18.97	37.04	19.62	1.85	31.48 --- --- Peak																																																																																																																																									
4	631.40	26.77	46.00	-19.23	30.42	24.89	2.62	31.16 --- --- Peak																																																																																																																																									
5	803.09	30.21	46.00	-15.79	31.95	26.41	2.95	31.10 --- --- Peak																																																																																																																																									
6	951.50	31.77	46.00	-14.23	32.18	27.16	3.23	30.80 --- --- Peak																																																																																																																																									
	Limit	Read	Ant	Cable	Preamp	APos	TPos																																																																																																																																										
Freq	Level	Line	Margin	Level	Factor	Loss	Factor	Remark																																																																																																																																									
1	34.85	23.73	40.00	-16.27	32.61	22.25	0.57	31.70 --- --- Peak																																																																																																																																									
2	152.22	20.26	43.50	-23.24	33.97	16.73	1.26	31.70 --- --- Peak																																																																																																																																									
3	252.13	22.96	46.00	-23.04	34.04	18.86	1.66	31.60 --- --- Peak																																																																																																																																									
4	621.70	26.68	46.00	-19.32	30.36	24.86	2.60	31.14 --- --- Peak																																																																																																																																									
5	866.14	30.28	46.00	-15.72	31.63	26.60	3.09	31.04 --- --- Peak																																																																																																																																									
6	939.86	31.42	46.00	-14.58	31.96	27.06	3.22	30.82 --- --- Peak																																																																																																																																									



Appendix D. Duty Cycle Plots

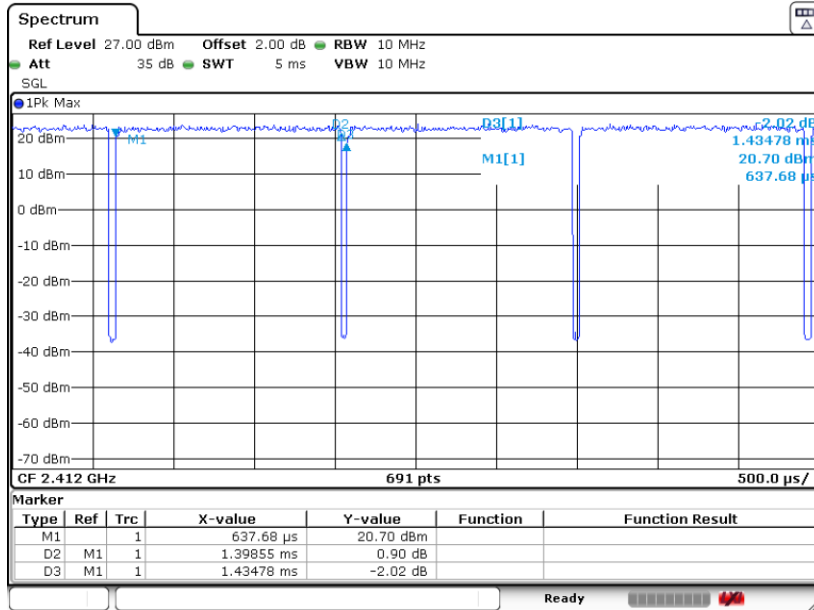
Band	Duty Cycle(%)	T(ms)	1/T(kHz)	VBW Setting
802.11b	99.48	-	-	10Hz
802.11g	97.47	1.399	0.7150	0.75kHz
802.11ax HE20	95.90	1.017	0.983	1KHZ
802.11ax HE40	93.70	0.539	1.855	2KHZ
802.11ax HE20 RU26	98.88	-	-	10Hz
802.11ax HE20 RU52	98.87	-	-	10Hz
802.11ax HE20 RU106	98.23	-	-	10Hz

802.11b

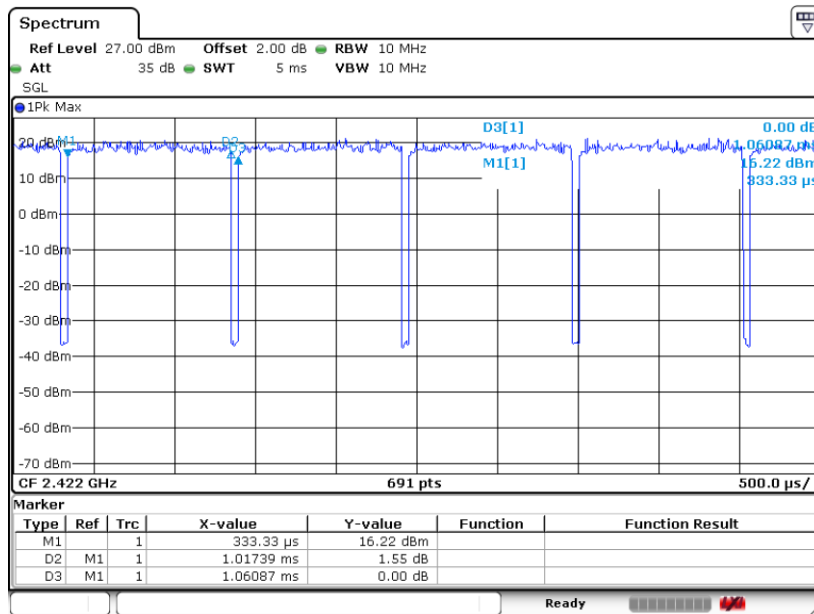




802.11g

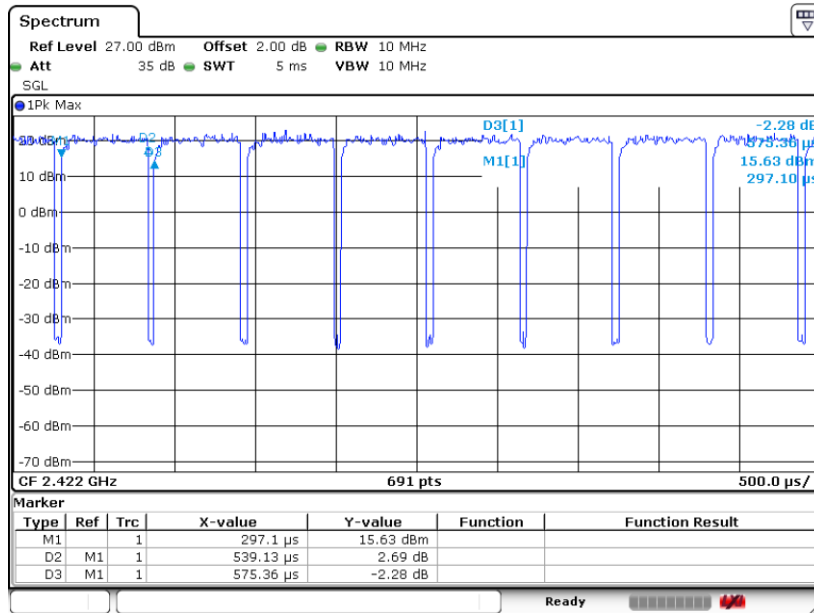


802.11ax HE20

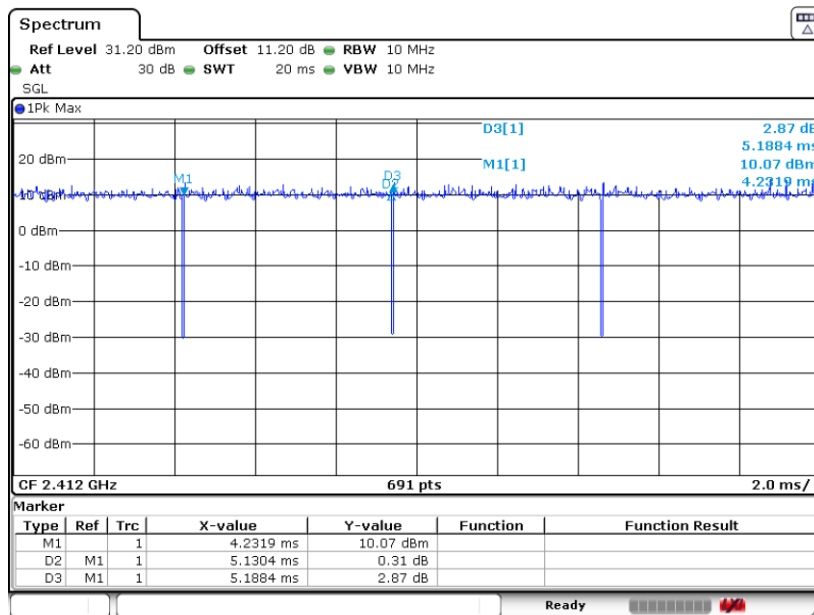




802.11ax HE40

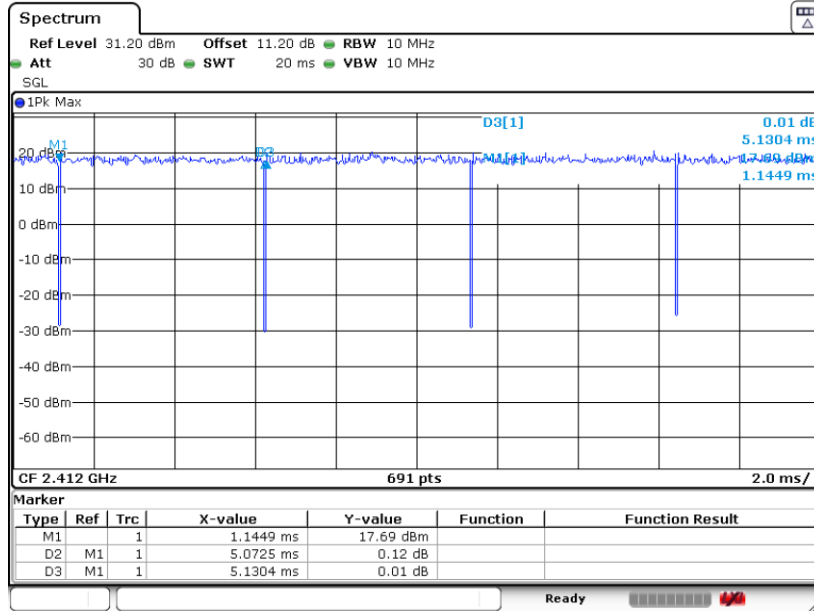


802.11ax HE20 RU26





802.11ax HE20 RU52



802.11ax HE20 RU106

