



FCC RF Test Report

APPLICANT : Xiaomi Communications Co., Ltd.
EQUIPMENT : Mobile Phone
BRAND NAME : Xiaomi
MODEL NAME : 2407FPN8EG
FCC ID : 2AFZZPN8EG
STANDARD : 47 CFR Part 2, Part 27 Subpart Q
CLASSIFICATION : PCS Licensed Transmitter Held to Ear (PCE)
TEST DATE(S) : Apr. 23, 2024 ~ May 12, 2024

We, Sporton International Inc. (ShenZhen), would like to declare that the tested sample has been evaluated in accordance with the procedures given in ANSI C63.26-2015 and shown compliance with the applicable technical standards.

The test results in this report apply exclusively to the tested model / sample. Without written approval of Sporton International Inc. (ShenZhen), the test report shall not be reproduced except in full.

Jason Jia



Approved by: Jason Jia

Sporton International Inc. (ShenZhen)

1/F, 2/F, Bldg 5, Shiling Industrial Zone, Xinwei Village, Xili, Nanshan, Shenzhen, 518055

People's Republic of China



TABLE OF CONTENTS

REVISION HISTORY.....3

SUMMARY OF TEST RESULT4

1 GENERAL DESCRIPTION5

1.1 Applicant.....5

1.2 Manufacturer.....5

1.3 Product Feature of Equipment Under Test.....5

1.4 Product Specification of Equipment Under Test.....6

1.5 Modification of EUT6

1.6 Maximum EIRP Power and Emission Designator7

1.7 Testing Site.....9

1.8 Test Software.....9

1.9 Applied Standards10

2 TEST CONFIGURATION OF EQUIPMENT UNDER TEST.....11

2.1 Test Mode.....11

2.2 Connection Diagram of Test System.....12

2.3 Support Unit used in test configuration and system12

2.4 Measurement Results Explanation Example.....12

2.5 Frequency List of Low/Middle/High Channels13

3 CONDUCTED TEST ITEMS15

3.1 Measuring Instruments15

3.2 Test Setup15

3.3 Test Result of Conducted Test.....15

3.4 Conducted Output Power Measurement16

3.5 Peak-to-Average Ratio17

3.6 EIRP18

3.7 Occupied Bandwidth.....19

3.8 Conducted Band Edge Measurement20

3.9 Conducted Spurious Emission Measurement21

3.10 Frequency Stability Measurement.....22

4 RADIATED TEST ITEMS23

4.1 Measuring Instruments23

4.2 Test Setup23

4.3 Test Result of Radiated Test.....24

4.4 Radiated Spurious Emission Measurement25

5 LIST OF MEASURING EQUIPMENT26

6 MEASUREMENT UNCERTAINTY27

APPENDIX A. TEST RESULTS OF CONDUCTED TEST

APPENDIX B. TEST RESULTS OF RADIATED TEST

APPENDIX C. TEST SETUP PHOTOGRAPHS



SUMMARY OF TEST RESULT

Report Section	FCC Rule	Description	Limit	Result	Remark
3.4	§2.1046	Conducted Output Power	—	Report Only	-
3.5	§27.50 (k)(4)	Peak-to-Average Ratio	<13dB	PASS	
3.6	§27.50 (k)(3)	EIRP	EIRP < 1W (30dBm)	PASS	-
3.7	§2.1049	Occupied Bandwidth	—	Report Only	-
3.8	§2.1051 §27.53 (n)(2)	Conducted Band Edge Measurement	-13dBm/MHz	PASS	-
3.9	§2.1051 §27.53 (n)(2)	Conducted Spurious Emission	-13dBm/MHz	PASS	-
3.10	§2.1055 §27.54	Frequency Stability Temperature & Voltage	Within the band	PASS	-
4.4	§2.1053 §27.53 (n)(2)	Radiated Spurious Emission	-13dBm/MHz	PASS	Under limit 30.11 dB at 10354.00 MHz

Conformity Assessment Condition:

- The test results (PASS/FAIL) with all measurement uncertainty excluded are presented against the regulation limits or in accordance with the requirements stipulated by the applicant/manufacturer who shall bear all the risks of non-compliance that may potentially occur if measurement uncertainty is taken into account.
- The measurement uncertainty please refer to each test result in the section "Measurement Uncertainty"

Disclaimer:

The product specifications of the EUT presented in the test report that may affect the test assessments are declared by the manufacturer who shall take full responsibility for the authenticity.



1 General Description

1.1 Applicant

Xiaomi Communications Co., Ltd.

#019, 9th Floor, Building 6, 33 Xi'erqi Middle Road, Haidian District, Beijing, China, 100085

1.2 Manufacturer

Xiaomi Communications Co., Ltd.

#019, 9th Floor, Building 6, 33 Xi'erqi Middle Road, Haidian District, Beijing, China, 100085

1.3 Product Feature of Equipment Under Test

Product Feature	
Equipment	Mobile Phone
Brand Name	Xiaomi
Model Name	2407FPN8EG
FCC ID	2AFZZPN8EG
IMEI Code	Conducted : 869018070053667/869018070053675 Radiation : 869018070053741/869018070053758
HW Version	13520N12
SW Version	Xiaomi HyperOS 1.0
EUT Stage	Identical Prototype

1.4 Product Specification of Equipment Under Test

Product Feature	
Tx/Rx Frequency	5G NR n77: 3450 MHz ~ 3550 MHz 5G NR n78: 3450 MHz ~ 3550 MHz
SCS	15kHz, 30kHz
Bandwidth	SCS 15kHz: 10 / 15 / 20 / 25 / 30 / 40 / 50MHz SCS 30kHz: 10 / 15 / 20 / 25 / 30 / 40 / 50 / 60 / 70 / 80 / 90 / 100MHz
Antenna Gain	<Ant. 6> 5G NR n77: -4.00 dBi 5G NR n78: -5.5 dBi <Ant. 7> 5G NR n77: -1.14 dBi 5G NR n78: -3.88 dBi <Ant. 8> 5G NR n77: -1.33 dBi 5G NR n78: -1.69 dBi <Ant. 9> 5G NR n77: 2.57 dBi 5G NR n78: -0.57 dBi
Type of Modulation	CP-OFDM: QPSK / 16QAM / 64QAM / 256QAM DFT-s-OFDM: PI/2 BPSK / QPSK / 16QAM / 64QAM / 256QAM

Remark:

1. The maximum EIRP is calculated from max output power and max antenna gain, only the maximum EIRP of Antenna 9 for 5G NR n77/n78 is shown in the report.
2. The device supports n77(1T4R) SRS resources on Antenna 6/7/8/9, only the conducted test data of worst Antenna 6 is showed in the report according to the maximum conducted power.
3. 5G NR n77/n78 support SA and NSA mode. The whole testing has assessed SA mode for n77 by referring to the higher conducted power for conducted test items.
4. 5G NR n77/n78 support HPUE(PC2).
5. All the supported EN-DC combinations are verified conducted power, only the EN-DC combination with highest power are shown in the report.
6. The EN-DC mode combination could be referred to the product spec.

1.5 Modification of EUT

No modifications are made to the EUT during all test items.

1.6 Maximum EIRP Power and Emission Designator

5G NR n77 SA for SCS 15kHz		PI/2 BPSK / QPSK		16QAM/64QAM/256QAM	
BW (MHz)	Frequency Range (MHz)	Maximum EIRP(W)	Emission Designator (99%OBW)	Maximum EIRP(W)	Emission Designator (99%OBW)
10	3455.01 ~ 3544.995	0.4018	9M29G7D	0.3013	9M29W7D
15	3457.50 ~ 3542.49	0.4074	14M1G7D	0.3013	14M1W7D
20	3460.005 ~ 3540.00	0.4074	18M9G7D	0.3027	19M0W7D
25	3462.51 ~ 3537.495	0.4018	23M8G7D	0.3069	23M8W7D
30	3465.00 ~ 3534.99	0.3981	28M6G7D	0.3013	28M6W7D
40	3470.01 ~ 3529.995	0.3963	38M7G7D	0.2972	38M6W7D
50	3475.005 ~ 3525.00	0.4121	48M1G7D	0.3177	48M2W7D
5G NR n77 SA for SCS 30kHz		PI/2 BPSK / QPSK		16QAM/64QAM/256QAM	
BW (MHz)	Frequency Range (MHz)	Maximum EIRP(W)	Emission Designator (99%OBW)	Maximum EIRP(W)	Emission Designator (99%OBW)
10	3455.01 ~ 3544.98	0.3855	8M56G7D	0.2958	8M57W7D
15	3457.50 ~ 3542.49	0.3864	13M6G7D	0.2979	13M6W7D
20	3460.02 ~ 3540.00	0.3864	18M2G7D	0.3090	18M2W7D
25	3462.51 ~ 3537.48	0.3926	23M2G7D	0.3105	23M3W7D
30	3465.00 ~ 3534.99	0.3936	27M8G7D	0.3048	27M8W7D
40	3470.01 ~ 3529.98	0.3890	37M8G7D	0.3076	37M9W7D
50	3475.02 ~ 3525.00	0.3917	47M5G7D	0.3034	47M6W7D
60	3480.00 ~ 3519.99	0.3926	57M9G7D	0.3041	57M9W7D
70	3485.01 ~ 3514.98	0.4009	67M5G7D	0.3062	67M6W7D
80	3490.02 ~ 3510.00	0.4093	77M4G7D	0.3133	77M7W7D
90	3495.00 ~ 3504.99	0.4083	87M6G7D	0.3048	87M4W7D
100	3500.01	0.4102	97M5G7D	0.3112	97M5W7D

5G NR n78 SA for SCS 15kHz		PI/2 BPSK / QPSK		16QAM/64QAM/256QAM	
BW (MHz)	Frequency Range (MHz)	Maximum EIRP(W)	Emission Designator (99%OBW)	Maximum EIRP(W)	Emission Designator (99%OBW)
10	3455.01 ~ 3544.995	0.2735	9M29G7D	0.2051	9M29W7D
15	3457.50 ~ 3542.49	0.2735	14M1G7D	0.2065	14M1W7D
20	3460.005 ~ 3540.00	0.2735	18M9G7D	0.2084	19M0W7D
25	3462.51 ~ 3537.495	0.2661	23M8G7D	0.2051	23M8W7D
30	3465.00 ~ 3534.99	0.2729	28M6G7D	0.2099	28M6W7D
40	3470.01 ~ 3529.995	0.2723	38M7G7D	0.2065	38M6W7D
50	3475.005 ~ 3525.00	0.2767	48M1G7D	0.2143	48M2W7D

5G NR n78 SA for SCS 30kHz		PI/2 BPSK / QPSK		16QAM/64QAM/256QAM	
BW (MHz)	Frequency Range (MHz)	Maximum EIRP(W)	Emission Designator (99%OBW)	Maximum EIRP(W)	Emission Designator (99%OBW)
10	3455.01 ~ 3544.98	0.2679	8M56G7D	0.2075	8M57W7D
15	3457.50 ~ 3542.49	0.2679	13M6G7D	0.2089	13M6W7D
20	3460.02 ~ 3540.00	0.2692	18M2G7D	0.2089	18M2W7D
25	3462.51 ~ 3537.48	0.2618	23M2G7D	0.2070	23M3W7D
30	3465.00 ~ 3534.99	0.2636	27M8G7D	0.2070	27M8W7D
40	3470.01 ~ 3529.98	0.2636	37M8G7D	0.2080	37M9W7D
50	3475.02 ~ 3525.00	0.2649	47M5G7D	0.2089	47M6W7D
60	3480.00 ~ 3519.99	0.2642	57M9G7D	0.2042	57M9W7D
70	3485.01 ~ 3514.98	0.2636	67M5G7D	0.2051	67M6W7D
80	3490.02 ~ 3510.00	0.2692	77M4G7D	0.2084	77M7W7D
90	3495.00 ~ 3504.99	0.2748	87M6G7D	0.2080	87M4W7D
100	3500.01	0.2754	97M5G7D	0.2037	97M5W7D

Note:

- 5G NR Band n78 overlaps the entire frequency range of Band n77, and n78 conducted power > n77, therefore the conducted test results of n78 provided in this report cover n77.
- All modulations have been tested, and only the worst test results of PSK & QAM are shown in the report.

1.7 Testing Site

Sporton International Inc. (ShenZhen) is accredited to ISO/IEC 17025:2017 by American Association for Laboratory Accreditation with Certificate Number 5145.01.

Test Firm	Sporton International Inc. (ShenZhen)		
Test Site Location	1/F, 2/F, Bldg 5, Shiling Industrial Zone, Xinwei Village, Xili, Nanshan, Shenzhen, 518055 People's Republic of China TEL: +86-755-86379589 FAX: +86-755-86379595		
Test Site No.	Sporton Site No.	FCC Designation No.	FCC Test Firm Registration No.
	TH01-SZ	CN1256	421272

Test Firm	Sporton International Inc. (ShenZhen)		
Test Site Location	101, 1st Floor, Block B, Building 1, No. 2, Tengfeng 4th Road, Fenghuang Community, Fuyong Street, Baoan District, Shenzhen City, Guangdong Province 518103 People's Republic of China TEL: +86-755-86066985		
Test Site No.	Sporton Site No.	FCC Designation No.	FCC Test Firm Registration No.
	03CH04-SZ	CN1256	421272

1.8 Test Software

Item	Site	Manufacture	Name	Version
1.	03CH04-SZ	AUDIX	E3	6.2009-8-24

1.9 Applied Standards

According to the specifications of the manufacturer, the EUT must comply with the requirements of the following standards:

- ♦ 47 CFR Part 2, Part 27 Subpart Q
- ♦ ANSI C63.26-2015
- ♦ FCC KDB 971168 Power Meas License Digital Systems D01 v03r01
- ♦ FCC KDB 412172 D01 Determining ERP and EIRP v01r01

Remark:

1. All test items were verified and recorded according to the standards and without any deviation during the test.
2. This EUT has also been tested and complied with the requirements of FCC Part 15, Subpart B, recorded in a separate test report.

2 Test Configuration of Equipment Under Test

2.1 Test Mode

Antenna port conducted and radiated test items listed below are performed according to KDB 971168 D01 Power Meas. License Digital Systems v03r01 with maximum output power.

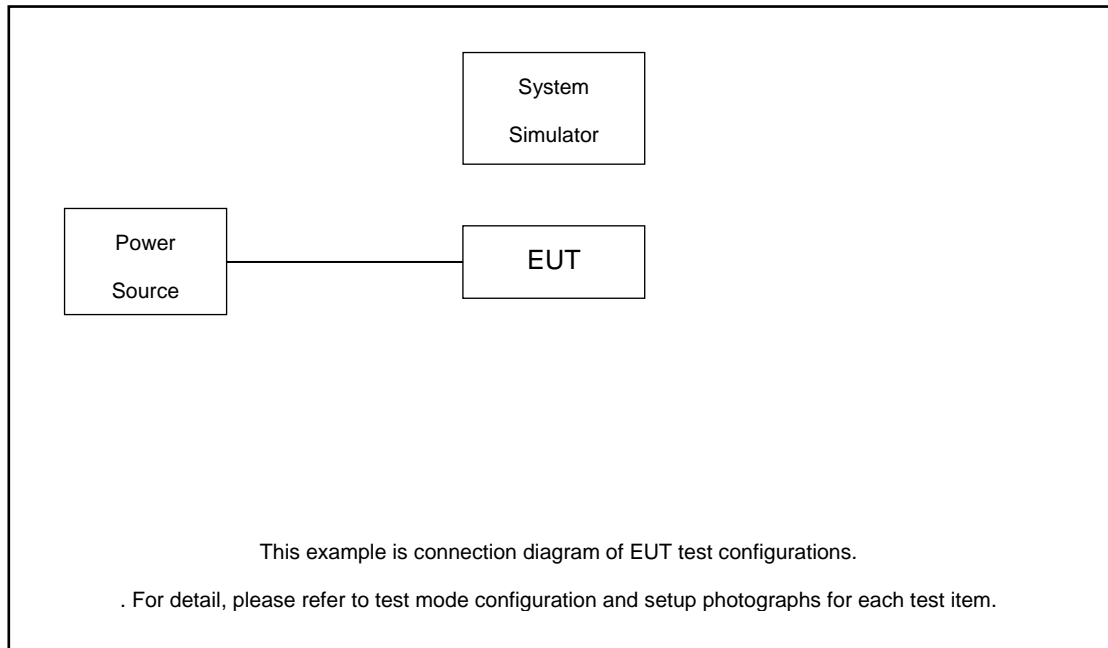
Radiated measurements are performed by rotating the EUT in three different orthogonal test planes to find the maximum emission. (Y Plane)

Test Cases	Band	Bandwidth (MHz)	Modulation	RB #	Test Channel
		eg. 5M, 10M, 15M, 20M	eg. PI/2 BPSK, QPSK, 16QAM, 64QAM, 256QAM	1RB, Partial RB, Full RB	L/M/H
Max. Output Power	5G n77	10M, 15M, 20M, 25M, 30M, 40M, 50M, 60M, 70M, 80M, 90M, 100M	All Modulations	1RB, Full RB	L, M, H
	5G n78	10M, 15M, 20M, 25M, 30M, 40M, 50M, 60M, 70M, 80M, 90M, 100M	All Modulations	1RB, Full RB	L, M, H
Peak-to-Average Ratio	5G n77	20M	PI/2 BPSK, QPSK	Full RB	M
E.I.R.P	5G n77	10M, 15M, 20M, 25M, 30M, 40M, 50M, 60M, 70M, 80M, 90M, 100M	All Modulations	1RB, Full RB	L, M, H
	5G n78	10M, 15M, 20M, 25M, 30M, 40M, 50M, 60M, 70M, 80M, 90M, 100M	All Modulations	1RB, Full RB	L, M, H
26dB and 99% Bandwidth	5G n77	10M, 15M, 20M, 25M, 30M, 40M, 50M, 60M, 70M, 80M, 90M, 100M	QPSK, 16QAM, 64QAM, 256QAM	Full RB	M
Conducted Band Edge	5G n77	10M, 50M, 100M	PI/2 BPSK, QPSK	1RB, Full RB	L, H
Conducted Spurious Emission	5G n77	10M, 50M, 100M	PI/2 BPSK, QPSK	1RB	L, M, H
Frequency Stability	5G n77	20M	QPSK	Full RB	M
Radiated Spurious Emission	5G n77	Worst case from maximum power			M
	5G n78	Worst case from maximum power			M

Note:

- The device is investigated from 30MHz to 10 times of fundamental signal for radiated spurious emission test under different RB size/offset and modulations in exploratory test. Subsequently, only the worst case emissions are reported.
- Frequency Stability: Normal Voltage = 3.89V ; Low Voltage =3.5V.; High Voltage =4.3V.

2.2 Connection Diagram of Test System



2.3 Support Unit used in test configuration and system

Item	Equipment	Trade Name	Model No.	FCC ID	Data Cable	Power Cord
1.	Power Supply	GWINSTEK	PSS-2002	N/A	N/A	Unshielded, 1.8 m
2.	LTE Base Station	Anritsu	MT8820C	N/A	N/A	Unshielded, 1.8 m
3.	NR Base Station	Anritsu	MT8000A	N/A	N/A	Unshielded, 1.8 m

2.4 Measurement Results Explanation Example

For all conducted test items:

The offset level is set in the spectrum analyzer to compensate the RF cable loss between EUT conducted output port and spectrum analyzer. With the offset compensation, the spectrum analyzer reading level is exactly the EUT RF output level.

The spectrum analyzer offset is derived from RF cable loss.

$$\text{Offset} = \text{RF cable loss}$$

Following shows an offset computation example with cable loss 8.9 dB

Example :

$$\begin{aligned} \text{Offset(dB)} &= \text{RF cable loss(dB)} \\ &= 8.9 \text{ (dB)} \end{aligned}$$

2.5 Frequency List of Low/Middle/High Channels

5G n77/n78 Channel and Frequency List for SCS 15kHz				
BW [MHz]	Channel/Frequency(MHz)	Lowest	Middle	Highest
50	Channel	631667	633334	635000
	Frequency	3475.005	3500.01	3525
40	Channel	631334	633334	635333
	Frequency	3470.01	3500.01	3529.995
30	Channel	631000	633334	635666
	Frequency	3465	3500.01	3534.99
25	Channel	630834	633334	635833
	Frequency	3462.51	3500.01	3537.495
20	Channel	630667	633334	636000
	Frequency	3460.005	3500.01	3540
15	Channel	630500	633334	636166
	Frequency	3457.5	3500.01	3542.49
10	Channel	630334	633334	636333
	Frequency	3455.01	3500.01	3544.995



5G n77/n78 Channel and Frequency List for SCS 30kHz				
BW [MHz]	Channel/Frequency(MHz)	Lowest	Middle	Highest
100	Channel	-	633334	-
	Frequency	-	3500.01	-
90	Channel	633000	633334	633666
	Frequency	3495	3500.01	3504.99
80	Channel	632668	633334	634000
	Frequency	3490.02	3500.01	3510
70	Channel	632334	633334	634332
	Frequency	3485.01	3500.01	3514.98
60	Channel	632000	633334	634666
	Frequency	3480	3500.01	3519.99
50	Channel	631668	633334	635000
	Frequency	3475.02	3500.01	3525
40	Channel	631334	633334	635332
	Frequency	3470.01	3500.01	3529.98
30	Channel	631000	633334	635666
	Frequency	3465	3500.01	3534.99
25	Channel	630834	633334	635832
	Frequency	3462.51	3500.01	3537.48
20	Channel	630668	633334	636000
	Frequency	3460.02	3500.01	3540
15	Channel	630500	633334	636166
	Frequency	3457.5	3500.01	3542.49
10	Channel	630334	633334	636332
	Frequency	3455.01	3500.01	3544.98


3 Conducted Test Items

3.1 Measuring Instruments

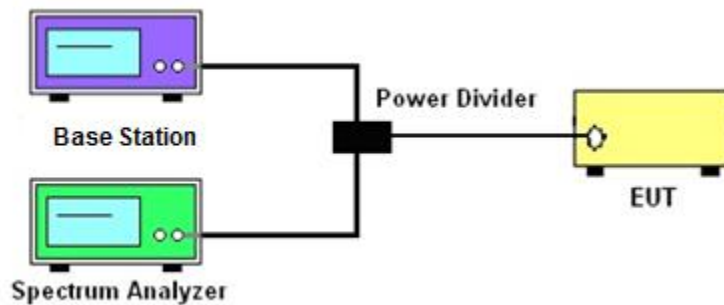
See list of measuring instruments of this test report.

3.2 Test Setup

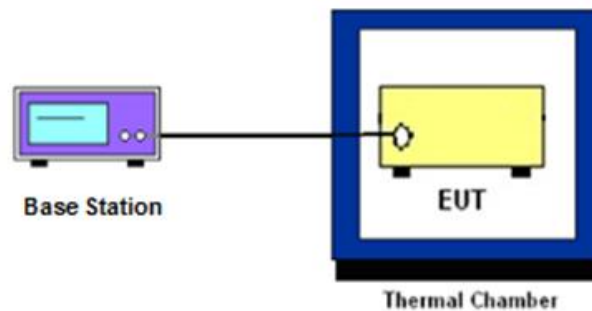
3.2.1 Conducted Output Power



3.2.2 Peak-to-Average Ratio, Occupied / 26dB Bandwidth, Band-Edge and Conducted Spurious Emission



3.2.3 Frequency Stability



3.3 Test Result of Conducted Test

Please refer to Appendix A.

3.4 Conducted Output Power Measurement

3.4.1 Description of the Conducted Output Power Measurement

A base station simulator was used to establish communication with the EUT. Its parameters were set to transmit the maximum power on the EUT. The measured power in the radio frequency on the transmitter output terminals shall be reported.

3.4.2 Test Procedures

1. The testing follows ANSI C63.26 Section 5.2
2. The transmitter output port was connected to the system simulator.
3. Set EUT at maximum power through the system simulator.
4. Select lowest, middle, and highest channels for each band and different modulation.
5. Measure and record the power level from the system simulator.

3.5 Peak-to-Average Ratio

3.5.1 Description of the PAR Measurement

Power Complementary Cumulative Distribution Function (CCDF) curves provide a means for characterizing the power peaks of a digitally modulated signal on a statistical basis. A CCDF curve depicts the probability of the peak signal amplitude exceeding the average power level. Most contemporary measurement instrumentation include the capability to produce CCDF curves for an input signal provided that the instrument's resolution bandwidth can be set wide enough to accommodate the entire input signal bandwidth. In measuring transmissions in this band using an average power technique, the peak-to-average ratio (PAR) of the transmission may not exceed 13 dB.

3.5.2 Test Procedures

1. The testing follows ANSI C63.26 Section 5.2.3.4 (CCDF).
2. The EUT was connected to spectrum and system simulator via a power divider.
3. Set the CCDF (Complementary Cumulative Distribution Function) option in spectrum analyzer.
4. The highest RF powers were measured and recorded the maximum PAPR level associated with a probability of 0.1 %.
5. Record the deviation as Peak to Average Ratio.

3.6 EIRP

3.6.1 Description of EIRP Limit

§ 27.50 (k)(3)

Mobile devices are limited to 1Watt (30 dBm) EIRP. Mobile devices operating in these bands must employ a means for limiting power to the minimum necessary for successful communications

3.6.2 Test Procedures

1. According to KDB 412172 D01 Power Approach,
2. $EIRP = P_T + G_T - L_C$, $ERP = EIRP - 2.15$, where
 P_T = transmitter output power in dBm
 G_T = gain of the transmitting antenna in dBi
 L_C = signal attenuation in the connecting cable between the transmitter and antenna in dB

3.7 Occupied Bandwidth

3.7.1 Description of Occupied Bandwidth Measurement

The occupied bandwidth is the width of a frequency band such that, below the lower and above the upper frequency limits, the mean powers emitted are each equal to a specified percentage 0.5% of the total mean transmitted power.

The 26 dB emission bandwidth is defined as the frequency range between two points, one above and one below the carrier frequency, at which the spectral density of the emission is attenuated 26 dB below the maximum in-band spectral density of the modulated signal. Spectral density (power per unit bandwidth) is to be measured with a detector of resolution bandwidth equal to approximately 1.0% of the emission bandwidth.

3.7.2 Test Procedures

1. The testing follows ANSI C63.26 Section 5.4
2. The EUT was connected to spectrum analyzer and system simulator via a power divider.
3. The spectrum analyzer center frequency is set to the nominal EUT channel center frequency. The span range for the spectrum analyzer shall be between two and five times the anticipated OBW.
4. The nominal resolution bandwidth (RBW) shall be in the range of 1 to 5 % of the anticipated OBW, and the VBW shall be at least 3 times the RBW.
5. Set the detection mode to peak, and the trace mode to max hold.
6. Determine the reference value: Set the EUT to transmit a modulated signal. Allow the trace to stabilize. Set the spectrum analyzer marker to the highest level of the displayed trace.
(this is the reference value)
7. Determine the “-26 dB down amplitude” as equal to (Reference Value – X).
8. Place two markers, one at the lowest and the other at the highest frequency of the envelope of the spectral display such that each marker is at or slightly below the “-X dB down amplitude” determined in step 6. If a marker is below this “-X dB down amplitude” value it shall be placed as close as possible to this value. The OBW is the positive frequency difference between the two markers.
9. Use the 99 % power bandwidth function of the spectrum analyzer and report the measured bandwidth.

3.8 Conducted Band Edge Measurement

3.8.1 Description of Conducted Band Edge Measurement

§ 27.53 (n)(2)

For mobile operations in the 3450-3550 MHz band, the conducted power of any emission outside the licensee's authorized bandwidth shall not exceed -13 dBm/MHz.

Compliance with this paragraph is based on the use of measurement instrumentation employing a resolution bandwidth of 1 megahertz or greater. However, in the 1 megahertz bands immediately outside and adjacent to the licensee's frequency block, a resolution bandwidth of at least one percent of the emission bandwidth of the fundamental emission of the transmitter may be employed, but limited to a maximum of 200 kHz. In the bands between 1 and 5 MHz removed from the licensee's frequency block, the minimum resolution bandwidth for the measurement shall be 500 kHz.

3.8.2 Test Procedures

1. The testing follows ANSI C63.26 section 5.7
2. The EUT was connected to spectrum analyzer and system simulator via a power divider.
3. The band edges of low and high channels for the highest RF powers were measured.
4. Set RBW \geq 1% EBW but limited to a maximum of 200 kHz in the 1MHz band immediately outside and adjacent to the band edge.
5. Beyond the 1 MHz and 5 MHz removed from the band edge, set RBW \geq 500KHz.
6. Beyond the 5 MHz removed from the band edge, set RBW = 1MHz.
7. Set spectrum analyzer with RMS detector.
8. The RF fundamental frequency should be excluded against the limit line in the operating frequency band.
9. Checked that all the results comply with the emission limit line.

3.9 Conducted Spurious Emission Measurement

3.9.1 Description of Conducted Spurious Emission Measurement

The power of any emission outside of the authorized operating frequency ranges shall not exceed -13 dBm/MHz.

It is measured by means of a calibrated spectrum analyzer and scanned from 9 kHz up to a frequency including its 10th harmonic.

3.9.2 Test Procedures

1. The testing follows ANSI C63.26 section 5.7
2. The EUT was connected to spectrum analyzer and system simulator via a power divider.
3. The RF output of EUT was connected to the spectrum analyzer by RF cable and attenuator. The path loss was compensated to the results for each measurement.
4. The middle channel for the highest RF power within the transmitting frequency was measured.
5. The conducted spurious emission for the whole frequency range was taken.
6. Make the measurement with the spectrum analyzer's RBW = 1MHz, VBW = 3MHz.
7. Set spectrum analyzer with RMS detector.
8. Taking the record of maximum spurious emission.
9. The RF fundamental frequency should be excluded against the limit line in the operating frequency band.
10. Checked that all the results comply with the emission limit line.

3.10 Frequency Stability Measurement

3.10.1 Description of Frequency Stability Measurement

The frequency stability shall be measured by variation of ambient temperature and variation of primary supply voltage to ensure that the fundamental emission stays within the authorized frequency block.

3.10.2 Test Procedures for Temperature Variation

1. The testing follows ANSI C63.26 section 5.6.4
2. The EUT was set up in the thermal chamber and connected with the system simulator.
3. With power OFF, the temperature was decreased to -30°C and the EUT was stabilized before testing. Power was applied and the maximum change in frequency was recorded within one minute.
4. With power OFF, the temperature was raised in 10°C step up to 50°C . The EUT was stabilized at each step for at least half an hour. Power was applied and the maximum frequency change was recorded within one minute.

3.10.3 Test Procedures for Voltage Variation

1. The testing follows ANSI C63.26 section 5.6.5.
2. The EUT was placed in a temperature chamber at $20\pm 5^{\circ}\text{C}$ and connected with the system simulator.
3. The power supply voltage to the EUT was varied from 85% to 115% of the nominal value for other than hand carried battery equipment.
4. For hand carried, battery powered equipment, reduce the primary ac or dc supply voltage to the battery operating end point, which shall be specified by the manufacturer.
5. The variation in frequency was measured for the worst case.

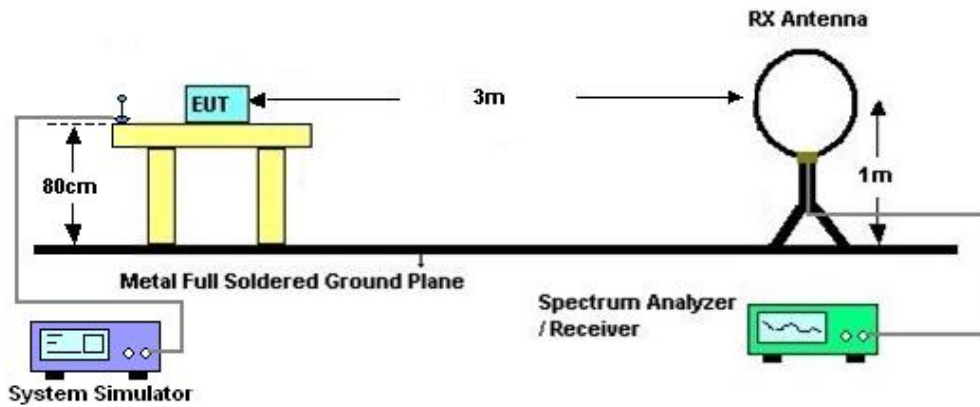
4 Radiated Test Items

4.1 Measuring Instruments

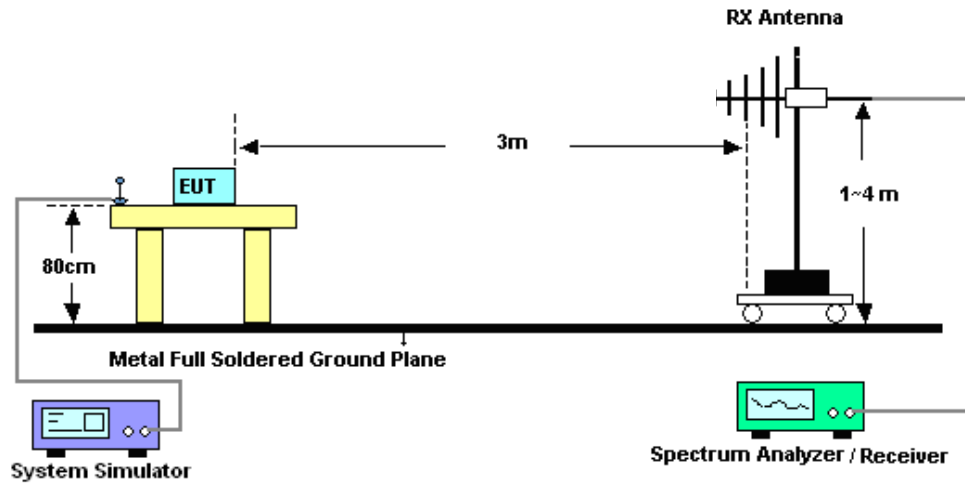
See list of measuring instruments of this test report.

4.2 Test Setup

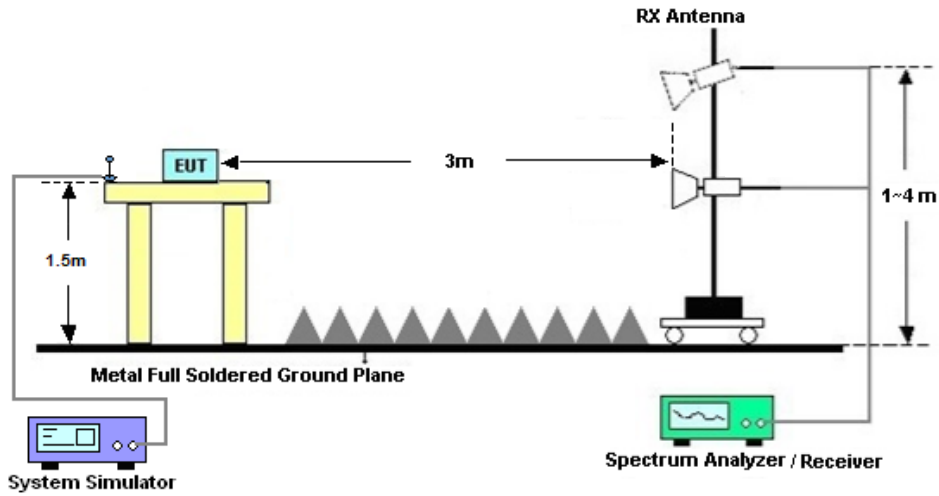
4.2.1 For radiated test below 30MHz



4.2.2 For radiated test from 30MHz to 1GHz



4.2.3 For radiated test above 1GHz



4.3 Test Result of Radiated Test

The low frequency, which started from 9 kHz to 30MHz, was pre-scanned and the result which was 20dB lower than the limit line was not reported.

Please refer to Appendix B.

4.4 Radiated Spurious Emission Measurement

4.4.1 Description of Radiated Spurious Emission

The radiated spurious emission was measured by substitution method according to ANSI/TIA-603-E. The power of any emission outside of the authorized operating frequency ranges shall not exceed -13 dBm/MHz.

The spectrum is scanned from 30 MHz up to a frequency including its 10th harmonic.

4.4.2 Test Procedures

1. The testing follows ANSI C63.26 Section 5.5
2. The EUT was placed on a turntable with 0.8 meter height for frequency below 1GHz and 1.5 meter height for frequency above 1GHz respectively above ground.
3. The EUT was set 3 meters from the receiving antenna mounted on the antenna tower.
4. The table was rotated 360 degrees to determine the position of the highest spurious emission.
5. The height of the receiving antenna is varied between 1m to 4m to search the maximum spurious emission for both horizontal and vertical polarizations.
6. During the measurement, the system simulator parameters were set to force the EUT transmitting at maximum output power.
7. Make the measurement with the spectrum analyzer's RBW = 1MHz, VBW = 3MHz, taking the record of maximum spurious emission.
8. A horn antenna was substituted in place of the EUT and was driven by a signal generator.
9. Tune the output power of signal generator to the same emission level with EUT maximum spurious emission.
$$\text{EIRP (dBm)} = \text{S.G. Power} - \text{Tx Cable Loss} + \text{Tx Antenna Gain}$$
$$\text{ERP (dBm)} = \text{EIRP} - 2.15$$
10. The RF fundamental frequency should be excluded against the limit line in the operating frequency band.



5 List of Measuring Equipment

Instrument	Manufacturer	Model No.	Serial No.	Characteristics	Calibration Date	Test Date	Due Date	Remark
Spectrum Analyzer	R&S	FSV40	101078	10Hz~40GHz	Apr. 09, 2024	Apr. 23, 2024~ Apr. 24, 2024	Apr. 08, 2025	Conducted (TH01-SZ)
DC Power Supply	TTI	PL330P	290070	Max 32V , 3A	Oct. 16, 2023	Apr. 23, 2024~ Apr. 24, 2024	Oct. 15, 2024	Conducted (TH01-SZ)
Power Divider	TOJOIN	PS-2SM-04 265	60.06.020.0077	0.4GHz~26.5GHz	Dec. 25, 2023	Apr. 23, 2024~ Apr. 24, 2024	Dec. 24, 2024	Conducted (TH01-SZ)
Power Divider	SOLVANG TECHNOLOGY	STI08-0055	-	Max 40GHz	Mar. 20, 2024	Apr. 23, 2024~ Apr. 24, 2024	Mar. 19, 2025	Conducted (TH01-SZ)
Thermal Chamber	Ten Billion Hongzhangroup	LP-150U	H2014081803	-40~+150°C	Jul. 05, 2023	Apr. 23, 2024~ Apr. 24, 2024	Jul. 04, 2024	Conducted (TH01-SZ)
EMI Test Receiver	R&S	ESR7	101404	9kHz~7GHz	Oct. 18, 2023	Apr. 23, 2024~ May 12, 2024	Oct. 17, 2024	Radiation (03CH04-SZ)
EXA Spectrum Analyzer	KEYSIGHT	N9010A	MY55150213	10Hz~44GHz	Jul. 07, 2023	Apr. 23, 2024~ May 12, 2024	Jul. 06, 2024	Radiation (03CH04-SZ)
Loop Antenna	R&S	HFH2-Z2	100354	9kHz~30MHz	Jun. 28, 2022	Apr. 23, 2024~ May 12, 2024	Jun. 27, 2024	Radiation (03CH04-SZ)
Bilog Antenna	TeseQ	CBL6111D	41909	30MHz~1GHz	May 14, 2023	Apr. 23, 2024~ May 12, 2024	May 13, 2024	Radiation (03CH04-SZ)
Double Ridge Horn Antenna	SCHWARZBECK	BBHA9120D	9120D-1474	1GHz~18GHz	Jul. 07, 2023	Apr. 23, 2024~ May 12, 2024	Jul. 06, 2024	Radiation (03CH04-SZ)
Horn Antenna	SCHWARZBECK	BBHA9170	9170#679	15GHz~40GHz	Jul. 08, 2023	Apr. 23, 2024~ May 12, 2024	Jul. 07, 2024	Radiation (03CH04-SZ)
Amplifier	Burgeon	BPA-530	102211	0.01Hz ~3000MHz	Oct. 18, 2023	Apr. 23, 2024~ May 12, 2024	Oct. 17, 2024	Radiation (03CH04-SZ)
HF Amplifier	MITEQ	AMF-7D-00 101800-30-1 0P-R	1943528	1GHz~18GHz	Oct. 18, 2023	Apr. 23, 2024~ May 12, 2024	Oct. 17, 2024	Radiation (03CH04-SZ)
HF Amplifier	MITEQ	TTA1840-35 -HG	1871923	18GHz~40GHz	Jul. 07, 2023	Apr. 23, 2024~ May 12, 2024	Jul. 06, 2024	Radiation (03CH04-SZ)
Amplifier	Agilent Technologies	83017A	MY57280136	500MHz~26.5GHz	Aug. 21, 2023	Apr. 23, 2024~ May 12, 2024	Aug. 20, 2024	Radiation (03CH04-SZ)
AC Power Source	APC	AFV-S-600B	F119050019	N/A	Oct. 18, 2023	Apr. 23, 2024~ May 12, 2024	Oct. 17, 2024	Radiation (03CH04-SZ)
Turn Table	EM	EM1000	N/A	0~360 degree	NCR	Apr. 23, 2024~ May 12, 2024	NCR	Radiation (03CH04-SZ)
Antenna Mast	EM	EM1000	N/A	1 m~4 m	NCR	Apr. 23, 2024~ May 12, 2024	NCR	Radiation (03CH04-SZ)

NCR: No Calibration Required

6 Measurement Uncertainty

The measurement uncertainties shown below were calculated in accordance with the requirements of ANSI 63.26-2015. All the measurement uncertainty value were shown with a coverage K=2 to indicate 95% level of confidence. The measurement data show herein meets or exceeds the CISPR measurement uncertainty values specified in CISPR 16-4-2 and can be compared directly to specified limit to determine compliance.

Uncertainty of Conducted Measurement

Test Item	Uncertainty
Conducted Spurious Emission & Bandedge	±1.34 dB
Occupied Channel Bandwidth	±0.012 MHz
Conducted Power	±1.34 dB
Peak to Average Ratio	±1.34 dB
Frequency Stability	±1.3 Hz

Uncertainty of Radiated Emission Measurement (30 MHz ~ 1000 MHz)

Measuring Uncertainty for a Level of Confidence of 95% (U = 2Uc(y))	2.8 dB
---	--------

Uncertainty of Radiated Emission Measurement (1 GHz ~ 18 MHz)

Measuring Uncertainty for a Level of Confidence of 95% (U = 2Uc(y))	3.1 dB
---	--------

Uncertainty of Radiated Emission Measurement (1 GHz ~ 40 GHz)

Measuring Uncertainty for a Level of Confidence of 95% (U = 2Uc(y))	3.9 dB
---	--------

----- THE END -----



Appendix A. Test Results of Conducted Test

Test Engineer :	Lorenzo Liu	Temperature :	24~26°C
		Relative Humidity :	50~53%

FR1 N77 (ANT 9)_SCS15kHz

Transmitter Conducted Output Power And EIRP, (G_T - L_C)=2.57dB

NR Band	SCS (kHz)	Bandwidth (MHz)	Arfcn	Freq (MHz)	Modulation	RB	Conducted Power(dBm)	EIRP (dBm)	EIRP (W)
77	15	10	630334	3455.01	DFT-s-OFDM QPSK	1@1	23.23	25.8	0.3802
77	15	10	630334	3455.01	DFT-s-OFDM 16 QAM	1@1	22.01	24.58	0.2871
77	15	10	633334	3500.01	DFT-s-OFDM QPSK	1@1	23.38	25.95	0.3936
77	15	10	633334	3500.01	DFT-s-OFDM 16 QAM	1@1	22.1	24.67	0.2931
77	15	10	636333	3544.995	DFT-s-OFDM QPSK	1@1	23.47	26.04	0.4018
77	15	10	636333	3544.995	DFT-s-OFDM 16 QAM	1@1	22.22	24.79	0.3013
77	15	15	630500	3457.5	DFT-s-OFDM QPSK	1@1	23.31	25.88	0.3873
77	15	15	630500	3457.5	DFT-s-OFDM 16 QAM	1@1	22.02	24.59	0.2877
77	15	15	633334	3500.01	DFT-s-OFDM QPSK	1@1	23.36	25.93	0.3917
77	15	15	633334	3500.01	DFT-s-OFDM 16 QAM	1@1	22.1	24.67	0.2931
77	15	15	636166	3542.49	DFT-s-OFDM QPSK	1@1	23.53	26.1	0.4074
77	15	15	636166	3542.49	DFT-s-OFDM 16 QAM	1@1	22.22	24.79	0.3013
77	15	20	630667	3460.005	DFT-s-OFDM QPSK	1@1	23.35	25.92	0.3908
77	15	20	630667	3460.005	DFT-s-OFDM 16 QAM	1@1	22.09	24.66	0.2924
77	15	20	633334	3500.01	DFT-s-OFDM QPSK	1@1	23.42	25.99	0.3972
77	15	20	633334	3500.01	DFT-s-OFDM 16 QAM	1@1	22.16	24.73	0.2972
77	15	20	636000	3540	DFT-s-OFDM QPSK	1@1	23.53	26.1	0.4074
77	15	20	636000	3540	DFT-s-OFDM 16 QAM	1@1	22.24	24.81	0.3027
77	15	25	630834	3462.51	DFT-s-OFDM QPSK	1@1	23.29	25.86	0.3855
77	15	25	630834	3462.51	DFT-s-OFDM 16 QAM	1@1	22.19	24.76	0.2992
77	15	25	633334	3500.01	DFT-s-OFDM QPSK	1@1	23.39	25.96	0.3945
77	15	25	633334	3500.01	DFT-s-OFDM 16 QAM	1@1	22.21	24.78	0.3006
77	15	25	635833	3537.495	DFT-s-OFDM QPSK	1@1	23.47	26.04	0.4018
77	15	25	635833	3537.495	DFT-s-OFDM 16 QAM	1@1	22.3	24.87	0.3069
77	15	30	631000	3465	DFT-s-OFDM QPSK	1@1	23.34	25.91	0.3899
77	15	30	631000	3465	DFT-s-OFDM 16 QAM	1@1	22.12	24.69	0.2944
77	15	30	633334	3500.01	DFT-s-OFDM QPSK	1@1	23.43	26	0.3981
77	15	30	633334	3500.01	DFT-s-OFDM 16 QAM	1@1	22.19	24.76	0.2992
77	15	30	635666	3534.99	DFT-s-OFDM QPSK	1@1	23.43	26	0.3981
77	15	30	635666	3534.99	DFT-s-OFDM 16 QAM	1@1	22.22	24.79	0.3013
77	15	40	631334	3470.01	DFT-s-OFDM QPSK	1@1	23.34	25.91	0.3899
77	15	40	631334	3470.01	DFT-s-OFDM 16 QAM	1@1	22.1	24.67	0.2931
77	15	40	633334	3500.01	DFT-s-OFDM QPSK	1@1	23.4	25.97	0.3954
77	15	40	633334	3500.01	DFT-s-OFDM 16 QAM	1@1	22.15	24.72	0.2965
77	15	40	635333	3529.995	DFT-s-OFDM QPSK	1@1	23.41	25.98	0.3963
77	15	40	635333	3529.995	DFT-s-OFDM 16 QAM	1@1	22.16	24.73	0.2972
77	15	50	631667	3475.005	DFT-s-OFDM PI/2 BPSK	135@67	23.44	26.01	0.3990

77	15	50	631667	3475.005	DFT-s-OFDM PI/2 BPSK	1@1	23.42	25.99	0.3972
77	15	50	631667	3475.005	DFT-s-OFDM PI/2 BPSK	1@268	23.26	25.83	0.3828
77	15	50	631667	3475.005	DFT-s-OFDM QPSK	135@67	23.44	26.01	0.3990
77	15	50	631667	3475.005	DFT-s-OFDM QPSK	1@1	23.4	25.97	0.3954
77	15	50	631667	3475.005	DFT-s-OFDM QPSK	1@268	23.25	25.82	0.3819
77	15	50	631667	3475.005	DFT-s-OFDM 16 QAM	135@67	22.45	25.02	0.3177
77	15	50	631667	3475.005	DFT-s-OFDM 16 QAM	1@1	22.19	24.76	0.2992
77	15	50	631667	3475.005	DFT-s-OFDM 16 QAM	1@268	22.07	24.64	0.2911
77	15	50	631667	3475.005	DFT-s-OFDM 64 QAM	135@67	20.95	23.52	0.2249
77	15	50	631667	3475.005	DFT-s-OFDM 64 QAM	1@1	20.85	23.42	0.2198
77	15	50	631667	3475.005	DFT-s-OFDM 64 QAM	1@268	20.79	23.36	0.2168
77	15	50	631667	3475.005	DFT-s-OFDM 256 QAM	135@67	18.92	21.49	0.1409
77	15	50	631667	3475.005	DFT-s-OFDM 256 QAM	1@1	18.99	21.56	0.1432
77	15	50	631667	3475.005	DFT-s-OFDM 256 QAM	1@268	18.86	21.43	0.1390
77	15	50	631667	3475.005	CP-OFDM QPSK	135@67	21.95	24.52	0.2831
77	15	50	631667	3475.005	CP-OFDM QPSK	1@1	22.18	24.75	0.2985
77	15	50	631667	3475.005	CP-OFDM QPSK	1@268	22.01	24.58	0.2871
77	15	50	633334	3500.01	DFT-s-OFDM PI/2 BPSK	135@67	23.41	25.98	0.3963
77	15	50	633334	3500.01	DFT-s-OFDM PI/2 BPSK	1@1	23.45	26.02	0.3999
77	15	50	633334	3500.01	DFT-s-OFDM PI/2 BPSK	1@268	23.25	25.82	0.3819
77	15	50	633334	3500.01	DFT-s-OFDM QPSK	135@67	23.42	25.99	0.3972
77	15	50	633334	3500.01	DFT-s-OFDM QPSK	1@1	23.47	26.04	0.4018
77	15	50	633334	3500.01	DFT-s-OFDM QPSK	1@268	23.31	25.88	0.3873
77	15	50	633334	3500.01	DFT-s-OFDM 16 QAM	135@67	22.41	24.98	0.3148
77	15	50	633334	3500.01	DFT-s-OFDM 16 QAM	1@1	22.24	24.81	0.3027
77	15	50	633334	3500.01	DFT-s-OFDM 16 QAM	1@268	22.04	24.61	0.2891
77	15	50	633334	3500.01	DFT-s-OFDM 64 QAM	135@67	20.91	23.48	0.2228
77	15	50	633334	3500.01	DFT-s-OFDM 64 QAM	1@1	21.04	23.61	0.2296
77	15	50	633334	3500.01	DFT-s-OFDM 64 QAM	1@268	20.82	23.39	0.2183
77	15	50	633334	3500.01	DFT-s-OFDM 256 QAM	135@67	18.83	21.4	0.1380
77	15	50	633334	3500.01	DFT-s-OFDM 256 QAM	1@1	18.85	21.42	0.1387
77	15	50	633334	3500.01	DFT-s-OFDM 256 QAM	1@268	18.85	21.42	0.1387
77	15	50	633334	3500.01	CP-OFDM QPSK	135@67	21.92	24.49	0.2812
77	15	50	633334	3500.01	CP-OFDM QPSK	1@1	22.26	24.83	0.3041
77	15	50	633334	3500.01	CP-OFDM QPSK	1@268	22.02	24.59	0.2877
77	15	50	635000	3525	DFT-s-OFDM PI/2 BPSK	135@67	23.43	26	0.3981
77	15	50	635000	3525	DFT-s-OFDM PI/2 BPSK	1@1	23.58	26.15	0.4121
77	15	50	635000	3525	DFT-s-OFDM PI/2 BPSK	1@268	23.3	25.87	0.3864
77	15	50	635000	3525	DFT-s-OFDM QPSK	135@67	23.45	26.02	0.3999
77	15	50	635000	3525	DFT-s-OFDM QPSK	1@1	23.44	26.01	0.3990
77	15	50	635000	3525	DFT-s-OFDM QPSK	1@268	23.37	25.94	0.3926
77	15	50	635000	3525	DFT-s-OFDM 16 QAM	135@67	22.44	25.01	0.3170
77	15	50	635000	3525	DFT-s-OFDM 16 QAM	1@1	22.22	24.79	0.3013
77	15	50	635000	3525	DFT-s-OFDM 16 QAM	1@268	22.19	24.76	0.2992

77	15	50	635000	3525	DFT-s-OFDM 64 QAM	135@67	20.93	23.5	0.2239
77	15	50	635000	3525	DFT-s-OFDM 64 QAM	1@1	20.96	23.53	0.2254
77	15	50	635000	3525	DFT-s-OFDM 64 QAM	1@268	20.9	23.47	0.2223
77	15	50	635000	3525	DFT-s-OFDM 256 QAM	135@67	18.91	21.48	0.1406
77	15	50	635000	3525	DFT-s-OFDM 256 QAM	1@1	19.03	21.6	0.1445
77	15	50	635000	3525	DFT-s-OFDM 256 QAM	1@268	18.99	21.56	0.1432
77	15	50	635000	3525	CP-OFDM QPSK	135@67	21.93	24.5	0.2818
77	15	50	635000	3525	CP-OFDM QPSK	1@1	22.25	24.82	0.3034
77	15	50	635000	3525	CP-OFDM QPSK	1@268	22.01	24.58	0.2871

FR1 N77(ANT 9)_SCS30kHz

Transmitter Conducted Output Power And EIRP, (G_T - L_C)=2.57dB

NR Band	SCS (kHz)	Bandwidth (MHz)	Arfcn	Freq (MHz)	Modulation	RB	Conducted Power(dBm)	EIRP (dBm)	EIRP (W)
77	30	10	630334	3455.01	DFT-s-OFDM QPSK	1@1	23.22	25.79	0.3793
77	30	10	630334	3455.01	DFT-s-OFDM 16 QAM	1@1	22.05	24.62	0.2897
77	30	10	633334	3500.01	DFT-s-OFDM QPSK	1@1	23.24	25.81	0.3811
77	30	10	633334	3500.01	DFT-s-OFDM 16 QAM	1@1	21.98	24.55	0.2851
77	30	10	636332	3544.98	DFT-s-OFDM QPSK	1@1	23.29	25.86	0.3855
77	30	10	636332	3544.98	DFT-s-OFDM 16 QAM	1@1	22.14	24.71	0.2958
77	30	15	630500	3457.5	DFT-s-OFDM QPSK	1@1	23.24	25.81	0.3811
77	30	15	630500	3457.5	DFT-s-OFDM 16 QAM	1@1	22.07	24.64	0.2911
77	30	15	633334	3500.01	DFT-s-OFDM QPSK	1@1	23.16	25.73	0.3741
77	30	15	633334	3500.01	DFT-s-OFDM 16 QAM	1@1	22.09	24.66	0.2924
77	30	15	636166	3542.49	DFT-s-OFDM QPSK	1@1	23.3	25.87	0.3864
77	30	15	636166	3542.49	DFT-s-OFDM 16 QAM	1@1	22.17	24.74	0.2979
77	30	20	630668	3460.02	DFT-s-OFDM QPSK	1@1	23.24	25.81	0.3811
77	30	20	630668	3460.02	DFT-s-OFDM 16 QAM	1@1	22.1	24.67	0.2931
77	30	20	633334	3500.01	DFT-s-OFDM QPSK	1@1	23.25	25.82	0.3819
77	30	20	633334	3500.01	DFT-s-OFDM 16 QAM	1@1	22.02	24.59	0.2877
77	30	20	636000	3540	DFT-s-OFDM QPSK	1@1	23.3	25.87	0.3864
77	30	20	636000	3540	DFT-s-OFDM 16 QAM	1@1	22.33	24.9	0.3090
77	30	25	630834	3462.51	DFT-s-OFDM QPSK	1@1	23.32	25.89	0.3882
77	30	25	630834	3462.51	DFT-s-OFDM 16 QAM	1@1	22.16	24.73	0.2972
77	30	25	633334	3500.01	DFT-s-OFDM QPSK	1@1	23.37	25.94	0.3926
77	30	25	633334	3500.01	DFT-s-OFDM 16 QAM	1@1	22.28	24.85	0.3055
77	30	25	635832	3537.48	DFT-s-OFDM QPSK	1@1	23.37	25.94	0.3926
77	30	25	635832	3537.48	DFT-s-OFDM 16 QAM	1@1	22.35	24.92	0.3105
77	30	30	631000	3465	DFT-s-OFDM QPSK	1@1	23.3	25.87	0.3864
77	30	30	631000	3465	DFT-s-OFDM 16 QAM	1@1	22.18	24.75	0.2985
77	30	30	633334	3500.01	DFT-s-OFDM QPSK	1@1	23.25	25.82	0.3819
77	30	30	633334	3500.01	DFT-s-OFDM 16 QAM	1@1	22.21	24.78	0.3006
77	30	30	635666	3534.99	DFT-s-OFDM QPSK	1@1	23.38	25.95	0.3936
77	30	30	635666	3534.99	DFT-s-OFDM 16 QAM	1@1	22.27	24.84	0.3048
77	30	40	631334	3470.01	DFT-s-OFDM QPSK	1@1	23.27	25.84	0.3837
77	30	40	631334	3470.01	DFT-s-OFDM 16 QAM	1@1	22.26	24.83	0.3041
77	30	40	633334	3500.01	DFT-s-OFDM QPSK	1@1	23.29	25.86	0.3855
77	30	40	633334	3500.01	DFT-s-OFDM 16 QAM	1@1	22.26	24.83	0.3041
77	30	40	635332	3529.98	DFT-s-OFDM QPSK	1@1	23.33	25.9	0.3890
77	30	40	635332	3529.98	DFT-s-OFDM 16 QAM	1@1	22.31	24.88	0.3076
77	30	50	631668	3475.02	DFT-s-OFDM QPSK	1@1	23.36	25.93	0.3917

77	30	50	631668	3475.02	DFT-s-OFDM 16 QAM	1@1	22.25	24.82	0.3034
77	30	50	633334	3500.01	DFT-s-OFDM QPSK	1@1	23.33	25.9	0.3890
77	30	50	633334	3500.01	DFT-s-OFDM 16 QAM	1@1	22.21	24.78	0.3006
77	30	50	635000	3525	DFT-s-OFDM QPSK	1@1	23.27	25.84	0.3837
77	30	50	635000	3525	DFT-s-OFDM 16 QAM	1@1	22.17	24.74	0.2979
77	30	60	632000	3480	DFT-s-OFDM QPSK	1@1	23.35	25.92	0.3908
77	30	60	632000	3480	DFT-s-OFDM 16 QAM	1@1	22.26	24.83	0.3041
77	30	60	633334	3500.01	DFT-s-OFDM QPSK	1@1	23.37	25.94	0.3926
77	30	60	633334	3500.01	DFT-s-OFDM 16 QAM	1@1	22.24	24.81	0.3027
77	30	60	634666	3519.99	DFT-s-OFDM QPSK	1@1	23.31	25.88	0.3873
77	30	60	634666	3519.99	DFT-s-OFDM 16 QAM	1@1	22.21	24.78	0.3006
77	30	70	632334	3485.01	DFT-s-OFDM QPSK	1@1	23.41	25.98	0.3963
77	30	70	632334	3485.01	DFT-s-OFDM 16 QAM	1@1	22.29	24.86	0.3062
77	30	70	633334	3500.01	DFT-s-OFDM QPSK	1@1	23.4	25.97	0.3954
77	30	70	633334	3500.01	DFT-s-OFDM 16 QAM	1@1	22.29	24.86	0.3062
77	30	70	634332	3514.98	DFT-s-OFDM QPSK	1@1	23.46	26.03	0.4009
77	30	70	634332	3514.98	DFT-s-OFDM 16 QAM	1@1	22.27	24.84	0.3048
77	30	80	632668	3490.02	DFT-s-OFDM QPSK	1@1	23.42	25.99	0.3972
77	30	80	632668	3490.02	DFT-s-OFDM 16 QAM	1@1	22.3	24.87	0.3069
77	30	80	633334	3500.01	DFT-s-OFDM QPSK	1@1	23.43	26	0.3981
77	30	80	633334	3500.01	DFT-s-OFDM 16 QAM	1@1	22.37	24.94	0.3119
77	30	80	634000	3510	DFT-s-OFDM QPSK	1@1	23.55	26.12	0.4093
77	30	80	634000	3510	DFT-s-OFDM 16 QAM	1@1	22.39	24.96	0.3133
77	30	90	633000	3495	DFT-s-OFDM QPSK	1@1	23.37	25.94	0.3926
77	30	90	633000	3495	DFT-s-OFDM 16 QAM	1@1	22.27	24.84	0.3048
77	30	90	633334	3500.01	DFT-s-OFDM QPSK	1@1	23.54	26.11	0.4083
77	30	90	633334	3500.01	DFT-s-OFDM 16 QAM	1@1	22.17	24.74	0.2979
77	30	90	633666	3504.99	DFT-s-OFDM QPSK	1@1	23.53	26.1	0.4074
77	30	90	633666	3504.99	DFT-s-OFDM 16 QAM	1@1	22.16	24.73	0.2972
77	30	100	633334	3500.01	DFT-s-OFDM PI/2 BPSK	135@67	23.19	25.76	0.3767
77	30	100	633334	3500.01	DFT-s-OFDM PI/2 BPSK	1@1	23.37	25.94	0.3926
77	30	100	633334	3500.01	DFT-s-OFDM PI/2 BPSK	1@271	23.07	25.64	0.3664
77	30	100	633334	3500.01	DFT-s-OFDM QPSK	135@67	23.2	25.77	0.3776
77	30	100	633334	3500.01	DFT-s-OFDM QPSK	1@1	23.56	26.13	0.4102
77	30	100	633334	3500.01	DFT-s-OFDM QPSK	1@271	23.13	25.7	0.3715
77	30	100	633334	3500.01	DFT-s-OFDM 16 QAM	135@67	22.19	24.76	0.2992
77	30	100	633334	3500.01	DFT-s-OFDM 16 QAM	1@1	22.36	24.93	0.3112
77	30	100	633334	3500.01	DFT-s-OFDM 16 QAM	1@271	21.94	24.51	0.2825
77	30	100	633334	3500.01	DFT-s-OFDM 64 QAM	135@67	20.7	23.27	0.2123
77	30	100	633334	3500.01	DFT-s-OFDM 64 QAM	1@1	20.8	23.37	0.2173
77	30	100	633334	3500.01	DFT-s-OFDM 64 QAM	1@271	20.51	23.08	0.2032
77	30	100	633334	3500.01	DFT-s-OFDM 256 QAM	135@67	18.63	21.2	0.1318
77	30	100	633334	3500.01	DFT-s-OFDM 256 QAM	1@1	18.71	21.28	0.1343
77	30	100	633334	3500.01	DFT-s-OFDM 256 QAM	1@271	18.43	21	0.1259

77	30	100	633334	3500.01	CP-OFDM QPSK	137@68	21.67	24.24	0.2655
77	30	100	633334	3500.01	CP-OFDM QPSK	1@1	21.73	24.3	0.2692
77	30	100	633334	3500.01	CP-OFDM QPSK	1@271	21.39	23.96	0.2489

FR1 N78 (ANT 9)_SCS15kHz

Transmitter Conducted Output Power And EIRP, (G_T - L_C)=-0.57dB

NR Band	SCS (kHz)	Bandwidth (MHz)	Arfcn	Freq (MHz)	Modulation	RB	Conducted Power(dBm)	EIRP (dBm)	EIRP (W)
78	15	10	630334	3455.01	DFT-s-OFDM QPSK	1@1	24.8	24.23	0.2649
78	15	10	630334	3455.01	DFT-s-OFDM 16 QAM	1@1	23.58	23.01	0.2000
78	15	10	633334	3500.01	DFT-s-OFDM QPSK	1@1	24.76	24.19	0.2624
78	15	10	633334	3500.01	DFT-s-OFDM 16 QAM	1@1	23.52	22.95	0.1972
78	15	10	636333	3544.995	DFT-s-OFDM QPSK	1@1	24.94	24.37	0.2735
78	15	10	636333	3544.995	DFT-s-OFDM 16 QAM	1@1	23.69	23.12	0.2051
78	15	15	630500	3457.5	DFT-s-OFDM QPSK	1@1	24.83	24.26	0.2667
78	15	15	630500	3457.5	DFT-s-OFDM 16 QAM	1@1	23.59	23.02	0.2004
78	15	15	633334	3500.01	DFT-s-OFDM QPSK	1@1	24.81	24.24	0.2655
78	15	15	633334	3500.01	DFT-s-OFDM 16 QAM	1@1	23.57	23	0.1995
78	15	15	636166	3542.49	DFT-s-OFDM QPSK	1@1	24.94	24.37	0.2735
78	15	15	636166	3542.49	DFT-s-OFDM 16 QAM	1@1	23.72	23.15	0.2065
78	15	20	630667	3460.005	DFT-s-OFDM QPSK	1@1	24.88	24.31	0.2698
78	15	20	630667	3460.005	DFT-s-OFDM 16 QAM	1@1	23.63	23.06	0.2023
78	15	20	633334	3500.01	DFT-s-OFDM QPSK	1@1	24.82	24.25	0.2661
78	15	20	633334	3500.01	DFT-s-OFDM 16 QAM	1@1	23.58	23.01	0.2000
78	15	20	636000	3540	DFT-s-OFDM QPSK	1@1	24.94	24.37	0.2735
78	15	20	636000	3540	DFT-s-OFDM 16 QAM	1@1	23.76	23.19	0.2084
78	15	25	630834	3462.51	DFT-s-OFDM QPSK	1@1	24.82	24.25	0.2661
78	15	25	630834	3462.51	DFT-s-OFDM 16 QAM	1@1	23.66	23.09	0.2037
78	15	25	633334	3500.01	DFT-s-OFDM QPSK	1@1	24.75	24.18	0.2618
78	15	25	633334	3500.01	DFT-s-OFDM 16 QAM	1@1	23.64	23.07	0.2028
78	15	25	635833	3537.495	DFT-s-OFDM QPSK	1@1	24.81	24.24	0.2655
78	15	25	635833	3537.495	DFT-s-OFDM 16 QAM	1@1	23.69	23.12	0.2051
78	15	30	631000	3465	DFT-s-OFDM QPSK	1@1	24.93	24.36	0.2729
78	15	30	631000	3465	DFT-s-OFDM 16 QAM	1@1	23.79	23.22	0.2099
78	15	30	633334	3500.01	DFT-s-OFDM QPSK	1@1	24.85	24.28	0.2679
78	15	30	633334	3500.01	DFT-s-OFDM 16 QAM	1@1	23.74	23.17	0.2075
78	15	30	635666	3534.99	DFT-s-OFDM QPSK	1@1	24.9	24.33	0.2710
78	15	30	635666	3534.99	DFT-s-OFDM 16 QAM	1@1	23.61	23.04	0.2014
78	15	40	631334	3470.01	DFT-s-OFDM QPSK	1@1	24.92	24.35	0.2723
78	15	40	631334	3470.01	DFT-s-OFDM 16 QAM	1@1	23.72	23.15	0.2065
78	15	40	633334	3500.01	DFT-s-OFDM QPSK	1@1	24.88	24.31	0.2698
78	15	40	633334	3500.01	DFT-s-OFDM 16 QAM	1@1	23.7	23.13	0.2056
78	15	40	635333	3529.995	DFT-s-OFDM QPSK	1@1	24.85	24.28	0.2679
78	15	40	635333	3529.995	DFT-s-OFDM 16 QAM	1@1	23.65	23.08	0.2032
78	15	50	631667	3475.005	DFT-s-OFDM PI/2 BPSK	135@67	24.91	24.34	0.2716

78	15	50	631667	3475.005	DFT-s-OFDM PI/2 BPSK	1@1	24.91	24.34	0.2716
78	15	50	631667	3475.005	DFT-s-OFDM PI/2 BPSK	1@268	24.69	24.12	0.2582
78	15	50	631667	3475.005	DFT-s-OFDM QPSK	135@67	24.87	24.3	0.2692
78	15	50	631667	3475.005	DFT-s-OFDM QPSK	1@1	24.99	24.42	0.2767
78	15	50	631667	3475.005	DFT-s-OFDM QPSK	1@268	24.66	24.09	0.2564
78	15	50	631667	3475.005	DFT-s-OFDM 16 QAM	135@67	23.88	23.31	0.2143
78	15	50	631667	3475.005	DFT-s-OFDM 16 QAM	1@1	23.67	23.1	0.2042
78	15	50	631667	3475.005	DFT-s-OFDM 16 QAM	1@268	23.43	22.86	0.1932
78	15	50	631667	3475.005	DFT-s-OFDM 64 QAM	135@67	22.42	21.85	0.1531
78	15	50	631667	3475.005	DFT-s-OFDM 64 QAM	1@1	22.33	21.76	0.1500
78	15	50	631667	3475.005	DFT-s-OFDM 64 QAM	1@268	22.29	21.72	0.1486
78	15	50	631667	3475.005	DFT-s-OFDM 256 QAM	135@67	20.35	19.78	0.0951
78	15	50	631667	3475.005	DFT-s-OFDM 256 QAM	1@1	20.45	19.88	0.0973
78	15	50	631667	3475.005	DFT-s-OFDM 256 QAM	1@268	20.23	19.66	0.0925
78	15	50	631667	3475.005	CP-OFDM QPSK	135@67	23.39	22.82	0.1914
78	15	50	631667	3475.005	CP-OFDM QPSK	1@1	23.53	22.96	0.1977
78	15	50	631667	3475.005	CP-OFDM QPSK	1@268	23.38	22.81	0.1910
78	15	50	633334	3500.01	DFT-s-OFDM PI/2 BPSK	135@67	24.78	24.21	0.2636
78	15	50	633334	3500.01	DFT-s-OFDM PI/2 BPSK	1@1	24.87	24.3	0.2692
78	15	50	633334	3500.01	DFT-s-OFDM PI/2 BPSK	1@268	24.68	24.11	0.2576
78	15	50	633334	3500.01	DFT-s-OFDM QPSK	135@67	24.81	24.24	0.2655
78	15	50	633334	3500.01	DFT-s-OFDM QPSK	1@1	24.97	24.4	0.2754
78	15	50	633334	3500.01	DFT-s-OFDM QPSK	1@268	24.68	24.11	0.2576
78	15	50	633334	3500.01	DFT-s-OFDM 16 QAM	135@67	23.79	23.22	0.2099
78	15	50	633334	3500.01	DFT-s-OFDM 16 QAM	1@1	23.68	23.11	0.2046
78	15	50	633334	3500.01	DFT-s-OFDM 16 QAM	1@268	23.41	22.84	0.1923
78	15	50	633334	3500.01	DFT-s-OFDM 64 QAM	135@67	22.28	21.71	0.1483
78	15	50	633334	3500.01	DFT-s-OFDM 64 QAM	1@1	22.42	21.85	0.1531
78	15	50	633334	3500.01	DFT-s-OFDM 64 QAM	1@268	22.19	21.62	0.1452
78	15	50	633334	3500.01	DFT-s-OFDM 256 QAM	135@67	20.28	19.71	0.0935
78	15	50	633334	3500.01	DFT-s-OFDM 256 QAM	1@1	20.49	19.92	0.0982
78	15	50	633334	3500.01	DFT-s-OFDM 256 QAM	1@268	20.31	19.74	0.0942
78	15	50	633334	3500.01	CP-OFDM QPSK	135@67	23.3	22.73	0.1875
78	15	50	633334	3500.01	CP-OFDM QPSK	1@1	23.57	23	0.1995
78	15	50	633334	3500.01	CP-OFDM QPSK	1@268	23.42	22.85	0.1928
78	15	50	635000	3525	DFT-s-OFDM PI/2 BPSK	135@67	24.86	24.29	0.2685
78	15	50	635000	3525	DFT-s-OFDM PI/2 BPSK	1@1	24.79	24.22	0.2642
78	15	50	635000	3525	DFT-s-OFDM PI/2 BPSK	1@268	24.82	24.25	0.2661
78	15	50	635000	3525	DFT-s-OFDM QPSK	135@67	24.86	24.29	0.2685
78	15	50	635000	3525	DFT-s-OFDM QPSK	1@1	24.93	24.36	0.2729
78	15	50	635000	3525	DFT-s-OFDM QPSK	1@268	24.81	24.24	0.2655
78	15	50	635000	3525	DFT-s-OFDM 16 QAM	135@67	23.83	23.26	0.2118
78	15	50	635000	3525	DFT-s-OFDM 16 QAM	1@1	23.64	23.07	0.2028
78	15	50	635000	3525	DFT-s-OFDM 16 QAM	1@268	23.56	22.99	0.1991

78	15	50	635000	3525	DFT-s-OFDM 64 QAM	135@67	22.38	21.81	0.1517
78	15	50	635000	3525	DFT-s-OFDM 64 QAM	1@1	22.33	21.76	0.1500
78	15	50	635000	3525	DFT-s-OFDM 64 QAM	1@268	22.34	21.77	0.1503
78	15	50	635000	3525	DFT-s-OFDM 256 QAM	135@67	20.36	19.79	0.0953
78	15	50	635000	3525	DFT-s-OFDM 256 QAM	1@1	20.5	19.93	0.0984
78	15	50	635000	3525	DFT-s-OFDM 256 QAM	1@268	20.45	19.88	0.0973
78	15	50	635000	3525	CP-OFDM QPSK	135@67	23.39	22.82	0.1914
78	15	50	635000	3525	CP-OFDM QPSK	1@1	23.5	22.93	0.1963
78	15	50	635000	3525	CP-OFDM QPSK	1@268	23.57	23	0.1995

FR1 N78 (ANT 6)_SCS15kHz

Frequency Stability

NR Band	SCS (kHz)	Bandwidth (MHz)	Arfcn	Freq (MHz)	Modulation	RB	Deviation (ppm)	Verdict	Environment
78	15	20	633334	3500.01	DFT-s-OFDM QPSK	100@0	0.0037	PASS	NV
78	15	20	633334	3500.01	DFT-s-OFDM QPSK	100@0	0.0036	PASS	LV
78	15	20	633334	3500.01	DFT-s-OFDM QPSK	100@0	0.0034	PASS	HV
78	15	20	633334	3500.01	DFT-s-OFDM QPSK	100@0	0.0050	PASS	-30°C
78	15	20	633334	3500.01	DFT-s-OFDM QPSK	100@0	0.0036	PASS	-20°C
78	15	20	633334	3500.01	DFT-s-OFDM QPSK	100@0	0.0022	PASS	-10°C
78	15	20	633334	3500.01	DFT-s-OFDM QPSK	100@0	0.0063	PASS	0°C
78	15	20	633334	3500.01	DFT-s-OFDM QPSK	100@0	0.0068	PASS	10°C
78	15	20	633334	3500.01	DFT-s-OFDM QPSK	100@0	0.0037	PASS	20°C
78	15	20	633334	3500.01	DFT-s-OFDM QPSK	100@0	0.0050	PASS	30°C
78	15	20	633334	3500.01	DFT-s-OFDM QPSK	100@0	0.0054	PASS	40°C
78	15	20	633334	3500.01	DFT-s-OFDM QPSK	100@0	0.0033	PASS	50°C

Peak to Average Ratio

NR Band	SCS (kHz)	Bandwidth (MHz)	Arfcn	Freq (MHz)	Modulation	RB	Result (dB)	Limit (dB)	Verdict
78	15	20	633334	3500.01	DFT-s-OFDM PI/2 BPSK	100@0	4.36	13	PASS
78	15	20	633334	3500.01	DFT-s-OFDM QPSK	100@0	5.37	13	PASS

N78(20M)_DFT-s-OFDM_PI_2-BPSK_Outer_Full_Mid_CH



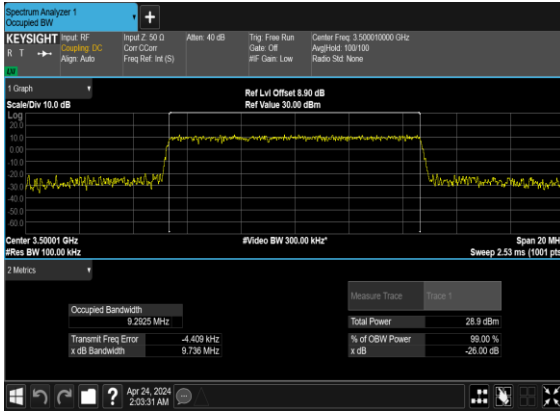
N78(20M)_DFT-s-OFDM_QPSK_Outer_Full_Mid_CH



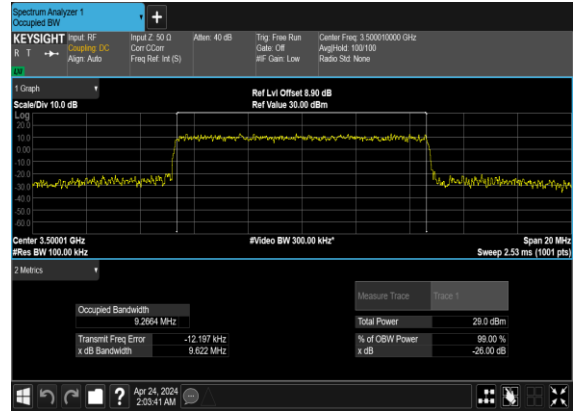
Occupied Bandwidth

NR Band	SCS (kHz)	Bandwidth (MHz)	Arfcn	Freq (MHz)	Modulation	RB	OBW (MHz)	26dB BW (MHz)
78	15	10	633334	3500.01	CP-OFDM QPSK	52@0	9.2925	9.736
78	15	10	633334	3500.01	CP-OFDM 16 QAM	52@0	9.2664	9.622
78	15	10	633334	3500.01	CP-OFDM 64 QAM	52@0	9.2627	9.717
78	15	10	633334	3500.01	CP-OFDM 256 QAM	52@0	9.2944	9.711
78	15	15	633334	3500.01	CP-OFDM QPSK	79@0	14.069	14.66
78	15	15	633334	3500.01	CP-OFDM 16 QAM	79@0	14.097	14.6
78	15	15	633334	3500.01	CP-OFDM 64 QAM	79@0	14.112	14.57
78	15	15	633334	3500.01	CP-OFDM 256 QAM	79@0	14.107	14.63
78	15	20	633334	3500.01	CP-OFDM QPSK	106@0	18.877	19.54
78	15	20	633334	3500.01	CP-OFDM 16 QAM	106@0	18.875	19.58
78	15	20	633334	3500.01	CP-OFDM 64 QAM	106@0	18.939	19.54
78	15	20	633334	3500.01	CP-OFDM 256 QAM	106@0	18.96	19.58
78	15	25	633334	3500.01	CP-OFDM QPSK	133@0	23.751	24.64
78	15	25	633334	3500.01	CP-OFDM 16 QAM	133@0	23.773	24.6
78	15	25	633334	3500.01	CP-OFDM 64 QAM	133@0	23.714	24.63
78	15	25	633334	3500.01	CP-OFDM 256 QAM	133@0	23.72	24.64
78	15	30	633334	3500.01	CP-OFDM QPSK	160@0	28.593	29.44
78	15	30	633334	3500.01	CP-OFDM 16 QAM	160@0	28.502	29.46
78	15	30	633334	3500.01	CP-OFDM 64 QAM	160@0	28.539	29.47
78	15	30	633334	3500.01	CP-OFDM 256 QAM	160@0	28.591	29.63
78	15	40	633334	3500.01	CP-OFDM QPSK	216@0	38.652	39.84
78	15	40	633334	3500.01	CP-OFDM 16 QAM	216@0	38.56	39.81
78	15	40	633334	3500.01	CP-OFDM 64 QAM	216@0	38.564	39.81
78	15	40	633334	3500.01	CP-OFDM 256 QAM	216@0	38.546	39.81
78	15	50	633334	3500.01	CP-OFDM QPSK	270@0	48.097	49.63
78	15	50	633334	3500.01	CP-OFDM 16 QAM	270@0	48.147	49.73
78	15	50	633334	3500.01	CP-OFDM 64 QAM	270@0	48.131	49.7
78	15	50	633334	3500.01	CP-OFDM 256 QAM	270@0	48.23	49.83

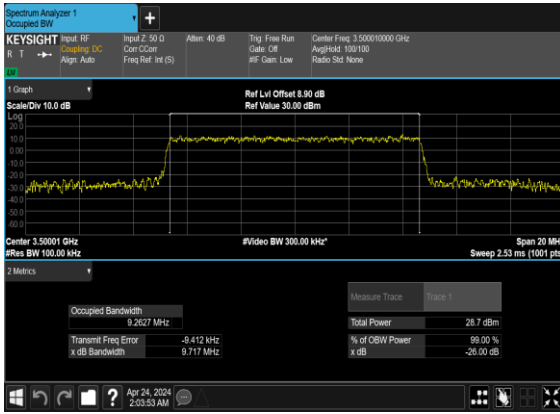
N78(10M)_CP- OFDM_QPSK_Outer_Full_Mid_CH



N78(10M)_CP-OFDM_16 QAM_Outer_Full_Mid_CH



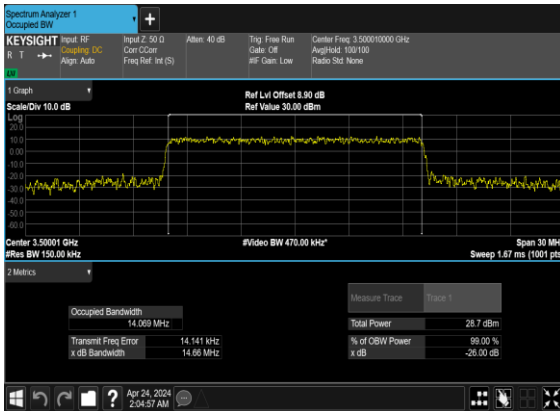
N78(10M)_CP-OFDM_64 QAM_Outer_Full_Mid_CH



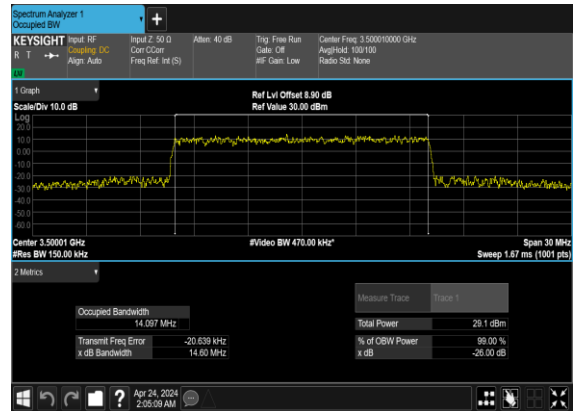
N78(10M)_CP-OFDM_256 QAM_Outer_Full_Mid_CH



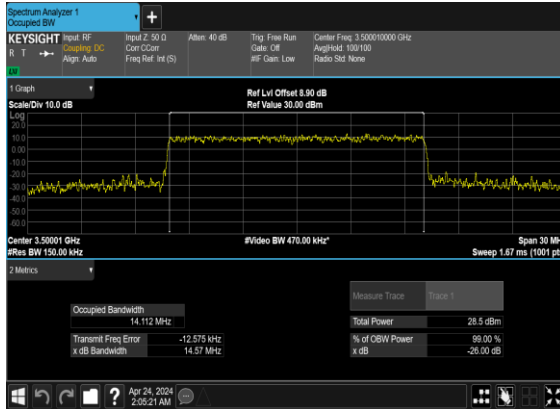
N78(15M)_CP- OFDM_QPSK_Outer_Full_Mid_CH



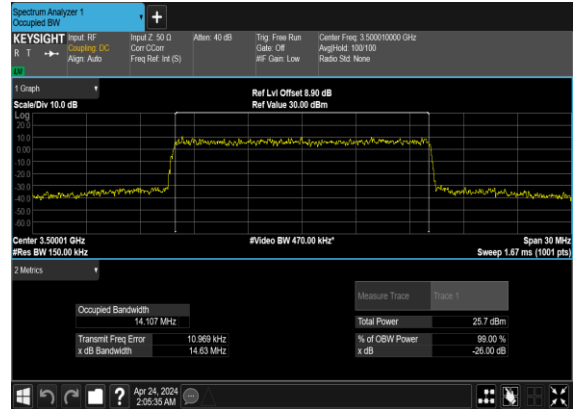
N78(15M)_CP-OFDM_16 QAM_Outer_Full_Mid_CH



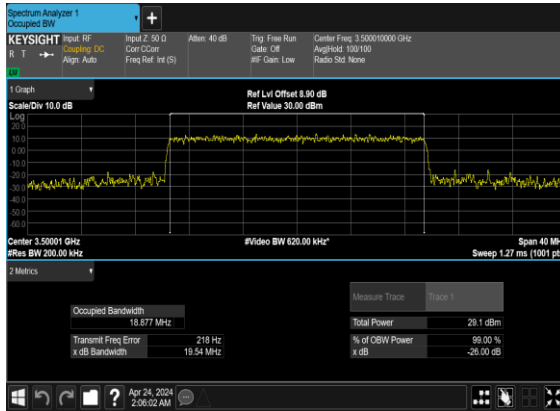
N78(15M)_CP-OFDM_64 QAM_Outer_Full_Mid_CH



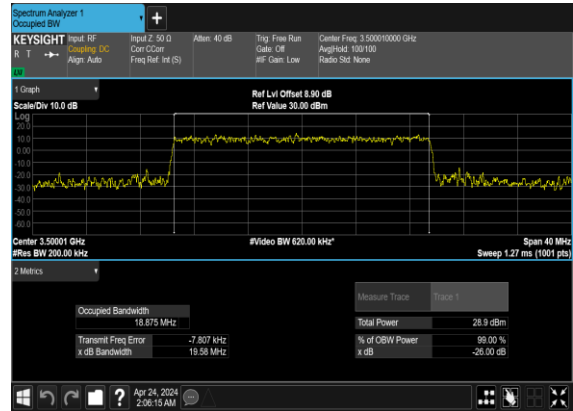
N78(15M)_CP-OFDM_256 QAM_Outer_Full_Mid_CH



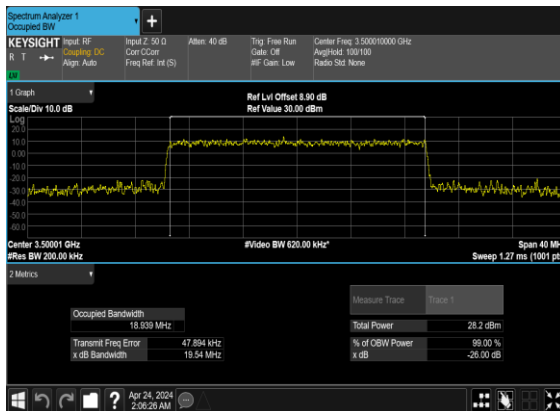
N78(20M)_CP- OFDM_QPSK_Outer_Full_Mid_CH



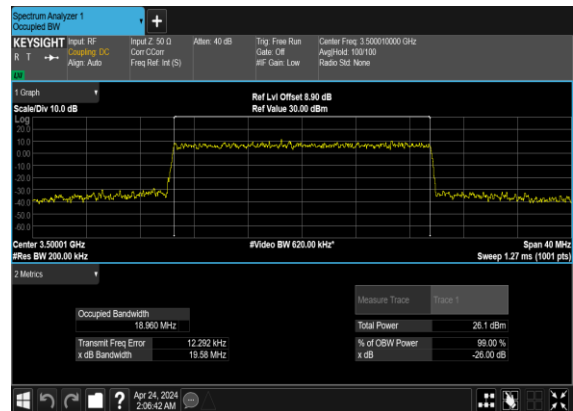
N78(20M)_CP-OFDM_16 QAM_Outer_Full_Mid_CH



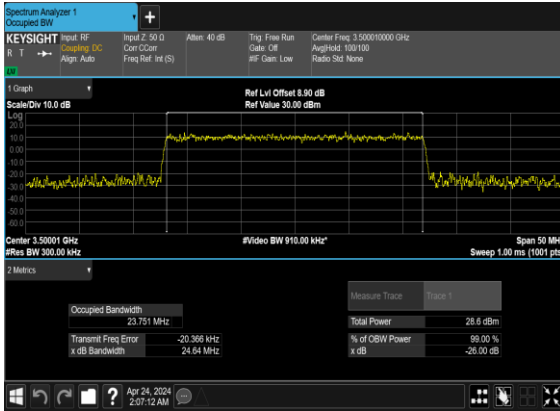
N78(20M)_CP-OFDM_64 QAM_Outer_Full_Mid_CH



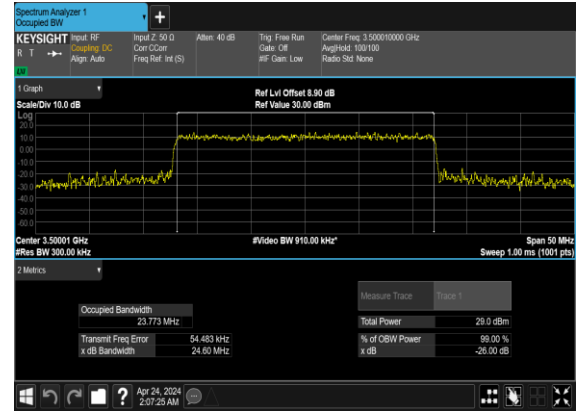
N78(20M)_CP-OFDM_256 QAM_Outer_Full_Mid_CH



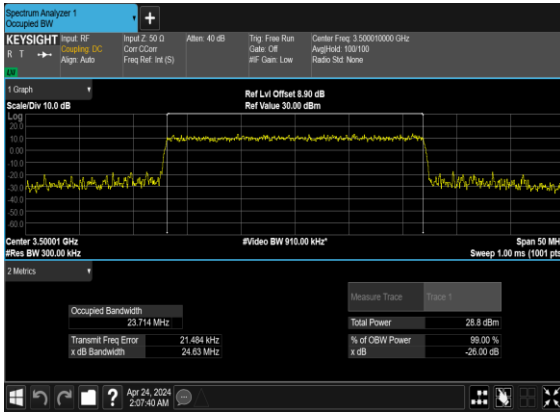
N78(25M)_CP-OFDM_QPSK_Outer_Full_Mid_CH



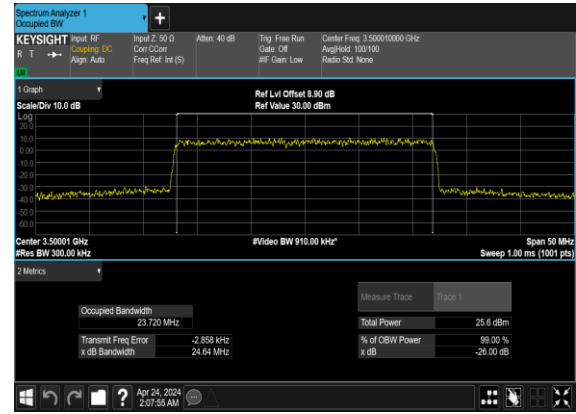
N78(25M)_CP-OFDM_16QAM_Outer_Full_Mid_CH



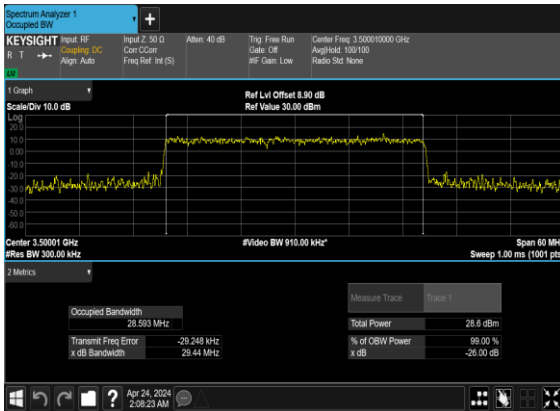
N78(25M)_CP-OFDM_64QAM_Outer_Full_Mid_CH



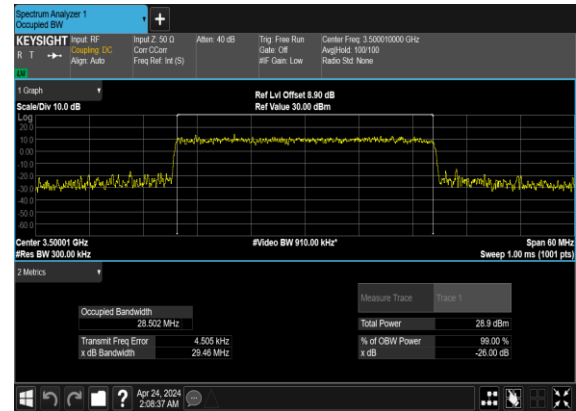
N78(25M)_CP-OFDM_256QAM_Outer_Full_Mid_CH



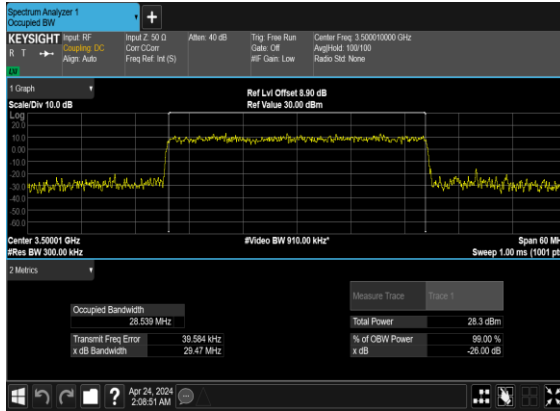
N78(30M)_CP-OFDM_QPSK_Outer_Full_Mid_CH



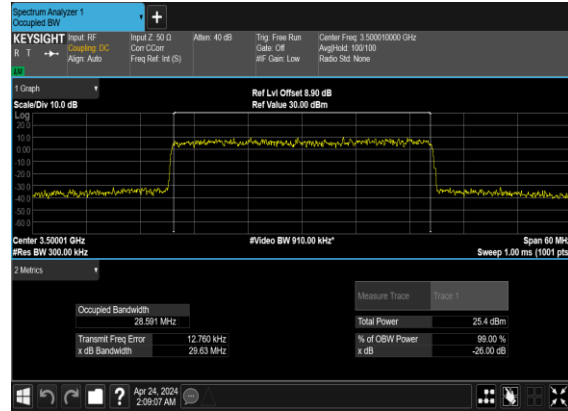
N78(30M)_CP-OFDM_16QAM_Outer_Full_Mid_CH



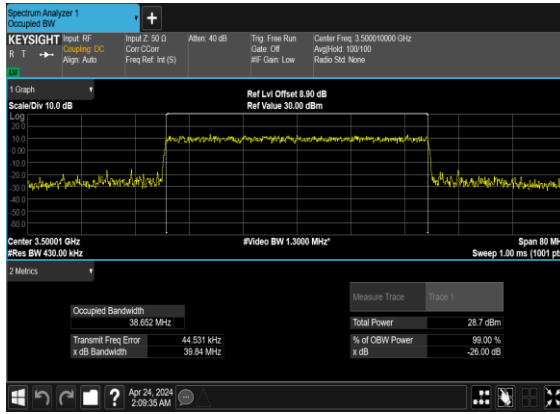
N78(30M)_CP-OFDM_64 QAM_Outer_Full_Mid_CH



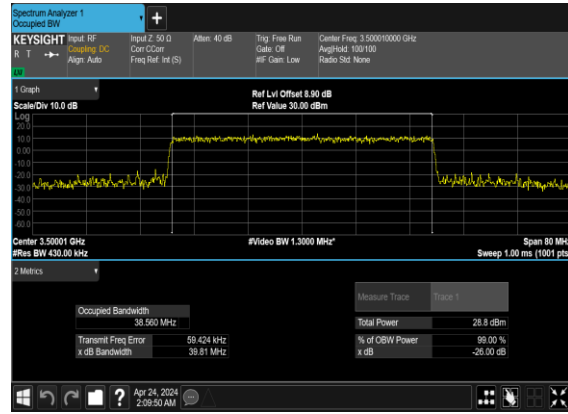
N78(30M)_CP-OFDM_256 QAM_Outer_Full_Mid_CH



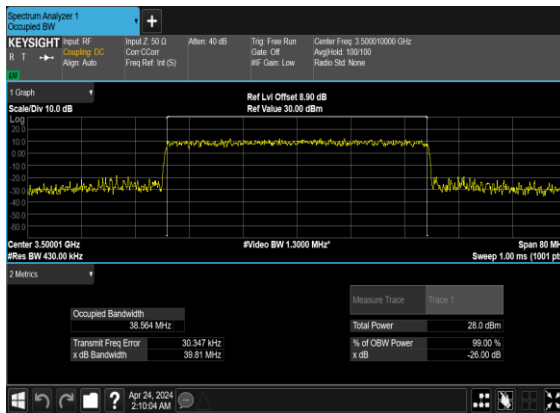
N78(40M)_CP- OFDM_QPSK_Outer_Full_Mid_CH



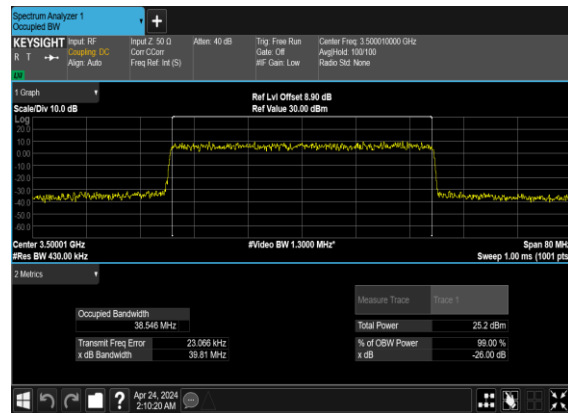
N78(40M)_CP-OFDM_16 QAM_Outer_Full_Mid_CH



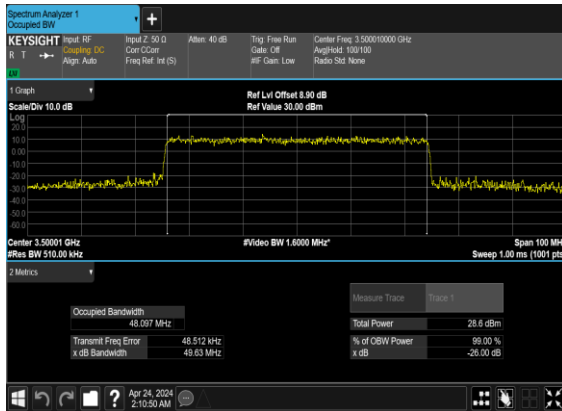
N78(40M)_CP-OFDM_64 QAM_Outer_Full_Mid_CH



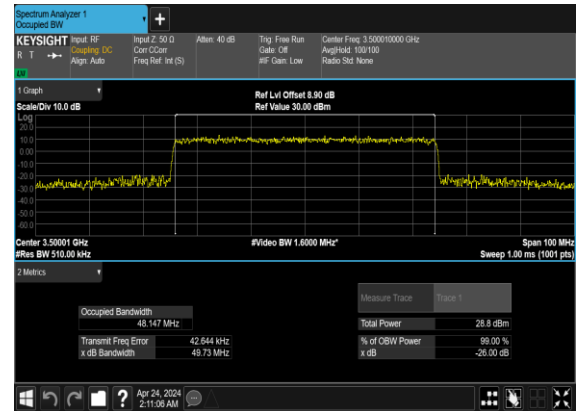
N78(40M)_CP-OFDM_256 QAM_Outer_Full_Mid_CH



N78(50M)_CP-OFDM_QPSK_Outer_Full_Mid_CH



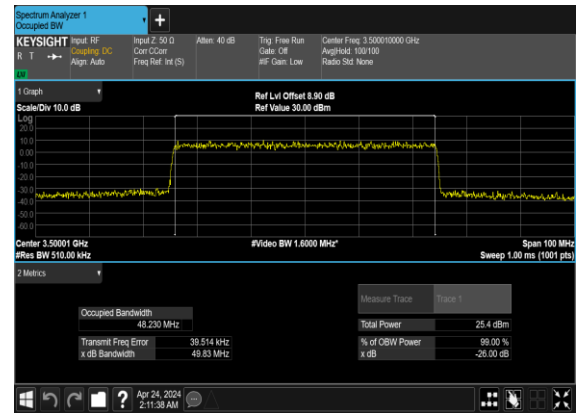
N78(50M)_CP-OFDM_16QAM_Outer_Full_Mid_CH



N78(50M)_CP-OFDM_64QAM_Outer_Full_Mid_CH



N78(50M)_CP-OFDM_256QAM_Outer_Full_Mid_CH

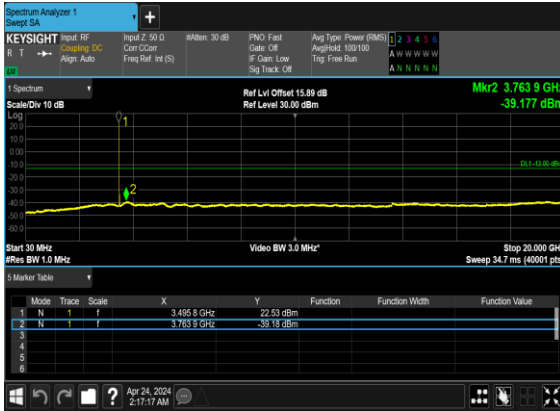


Conducted Spurious Emissions

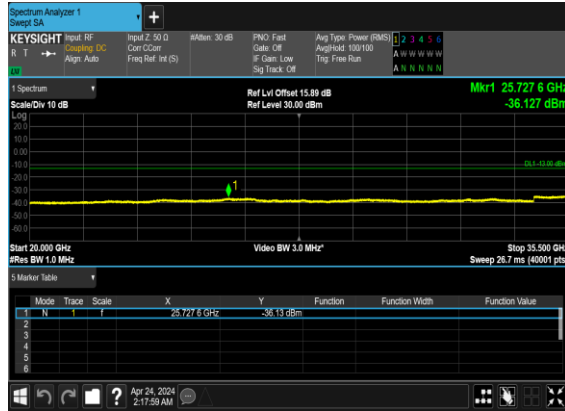
NR Band	SCS (kHz)	Bandwidth (MHz)	Arfcn	Freq (MHz)	Modulation	RB	Result	Verdict
78	15	10	630334	3455.01	DFT-s-OFDM BPSK	1@0	see graph	---
78	15	10	630334	3455.01	DFT-s-OFDM BPSK	1@0	see graph	PASS
78	15	10	630334	3455.01	DFT-s-OFDM BPSK	1@0	see graph	PASS
78	15	10	630334	3455.01	DFT-s-OFDM QPSK	1@0	see graph	---
78	15	10	630334	3455.01	DFT-s-OFDM QPSK	1@0	see graph	PASS
78	15	10	630334	3455.01	DFT-s-OFDM QPSK	1@0	see graph	PASS
78	15	10	633334	3500.01	DFT-s-OFDM BPSK	1@0	see graph	---
78	15	10	633334	3500.01	DFT-s-OFDM BPSK	1@0	see graph	PASS
78	15	10	633334	3500.01	DFT-s-OFDM BPSK	1@0	see graph	PASS
78	15	10	633334	3500.01	DFT-s-OFDM QPSK	1@0	see graph	---
78	15	10	633334	3500.01	DFT-s-OFDM QPSK	1@0	see graph	PASS
78	15	10	633334	3500.01	DFT-s-OFDM QPSK	1@0	see graph	PASS
78	15	10	636333	3544.995	DFT-s-OFDM BPSK	1@0	see graph	---
78	15	10	636333	3544.995	DFT-s-OFDM BPSK	1@0	see graph	PASS
78	15	10	636333	3544.995	DFT-s-OFDM BPSK	1@0	see graph	PASS
78	15	10	636333	3544.995	DFT-s-OFDM QPSK	1@0	see graph	---
78	15	10	636333	3544.995	DFT-s-OFDM QPSK	1@0	see graph	PASS
78	15	10	636333	3544.995	DFT-s-OFDM QPSK	1@0	see graph	PASS
78	15	25	630834	3462.51	DFT-s-OFDM BPSK	1@0	see graph	---
78	15	25	630834	3462.51	DFT-s-OFDM BPSK	1@0	see graph	PASS
78	15	25	630834	3462.51	DFT-s-OFDM BPSK	1@0	see graph	PASS
78	15	25	630834	3462.51	DFT-s-OFDM QPSK	1@0	see graph	---
78	15	25	630834	3462.51	DFT-s-OFDM QPSK	1@0	see graph	PASS
78	15	25	630834	3462.51	DFT-s-OFDM QPSK	1@0	see graph	PASS
78	15	25	633334	3500.01	DFT-s-OFDM BPSK	1@0	see graph	---
78	15	25	633334	3500.01	DFT-s-OFDM BPSK	1@0	see graph	PASS
78	15	25	633334	3500.01	DFT-s-OFDM BPSK	1@0	see graph	PASS
78	15	25	633334	3500.01	DFT-s-OFDM QPSK	1@0	see graph	---
78	15	25	633334	3500.01	DFT-s-OFDM QPSK	1@0	see graph	PASS
78	15	25	633334	3500.01	DFT-s-OFDM QPSK	1@0	see graph	PASS
78	15	25	635833	3537.495	DFT-s-OFDM BPSK	1@0	see graph	---
78	15	25	635833	3537.495	DFT-s-OFDM BPSK	1@0	see graph	PASS
78	15	25	635833	3537.495	DFT-s-OFDM BPSK	1@0	see graph	PASS

78	15	25	635833	3537.495	DFT-s-OFDM QPSK	1@0	see graph	---
78	15	25	635833	3537.495	DFT-s-OFDM QPSK	1@0	see graph	PASS
78	15	25	635833	3537.495	DFT-s-OFDM QPSK	1@0	see graph	PASS
78	15	50	631667	3475.005	DFT-s-OFDM BPSK	1@0	see graph	---
78	15	50	631667	3475.005	DFT-s-OFDM BPSK	1@0	see graph	PASS
78	15	50	631667	3475.005	DFT-s-OFDM BPSK	1@0	see graph	PASS
78	15	50	631667	3475.005	DFT-s-OFDM QPSK	1@0	see graph	---
78	15	50	631667	3475.005	DFT-s-OFDM QPSK	1@0	see graph	PASS
78	15	50	631667	3475.005	DFT-s-OFDM QPSK	1@0	see graph	PASS
78	15	50	633334	3500.01	DFT-s-OFDM BPSK	1@0	see graph	---
78	15	50	633334	3500.01	DFT-s-OFDM BPSK	1@0	see graph	PASS
78	15	50	633334	3500.01	DFT-s-OFDM BPSK	1@0	see graph	PASS
78	15	50	633334	3500.01	DFT-s-OFDM QPSK	1@0	see graph	---
78	15	50	633334	3500.01	DFT-s-OFDM QPSK	1@0	see graph	PASS
78	15	50	633334	3500.01	DFT-s-OFDM QPSK	1@0	see graph	PASS
78	15	50	635000	3525.0	DFT-s-OFDM BPSK	1@0	see graph	---
78	15	50	635000	3525.0	DFT-s-OFDM BPSK	1@0	see graph	PASS
78	15	50	635000	3525.0	DFT-s-OFDM BPSK	1@0	see graph	PASS
78	15	50	635000	3525.0	DFT-s-OFDM QPSK	1@0	see graph	---
78	15	50	635000	3525.0	DFT-s-OFDM QPSK	1@0	see graph	PASS
78	15	50	635000	3525.0	DFT-s-OFDM QPSK	1@0	see graph	PASS

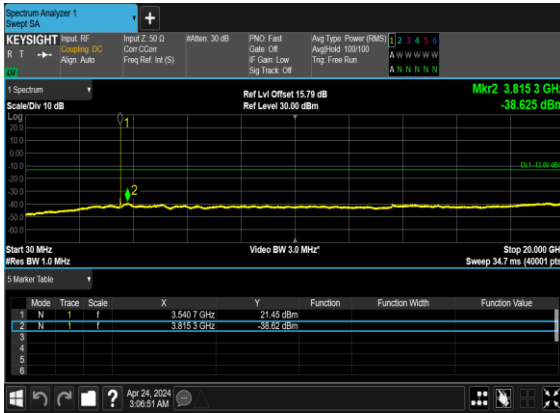
N78(10M)_DFT-s-OFDM_QPSK_Edge_1RB_Left_Mid_CH



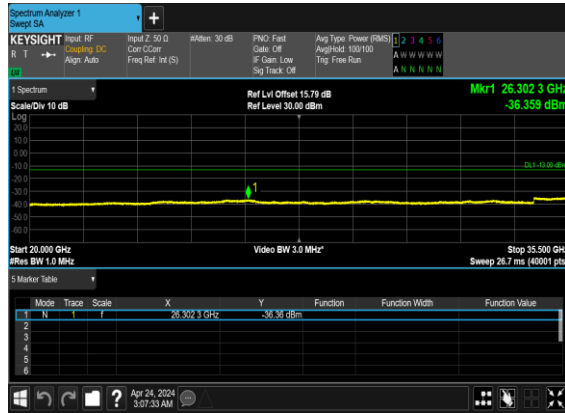
N78(10M)_DFT-s-OFDM_QPSK_Edge_1RB_Left_Mid_CH



N78(10M)_DFT-s-OFDM_BPSK_Edge_1RB_Left_High_CH



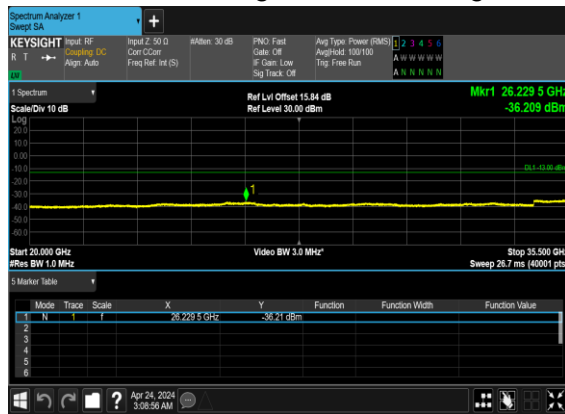
N78(10M)_DFT-s-OFDM_BPSK_Edge_1RB_Left_High_CH



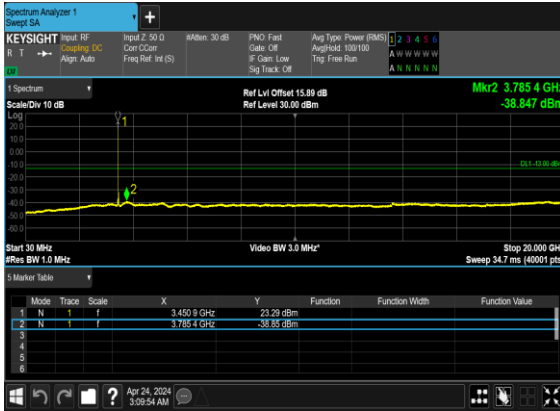
N78(10M)_DFT-s-OFDM_QPSK_Edge_1RB_Left_High_CH



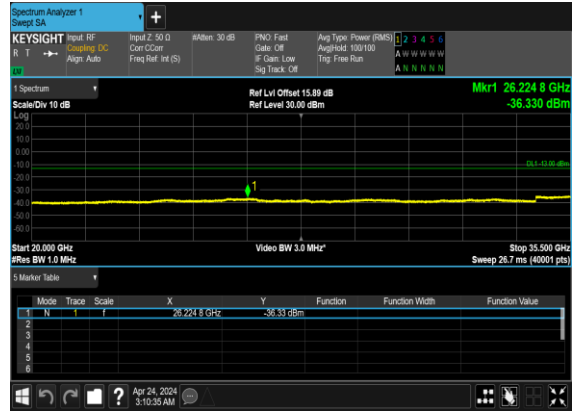
N78(10M)_DFT-s-OFDM_QPSK_Edge_1RB_Left_High_CH



N78(25M)_DFT-s-OFDM_BPSK_Edge_1RB_Left_Low_CH



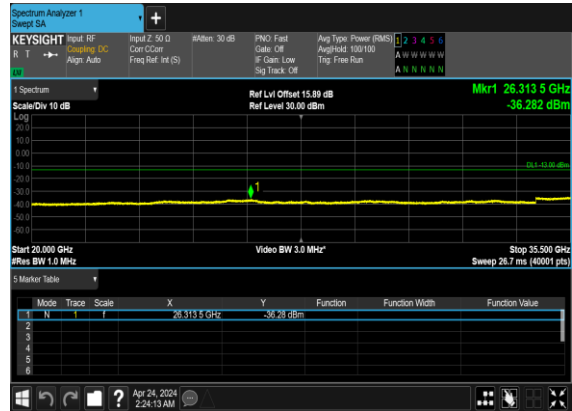
N78(25M)_DFT-s-OFDM_BPSK_Edge_1RB_Left_Low_CH



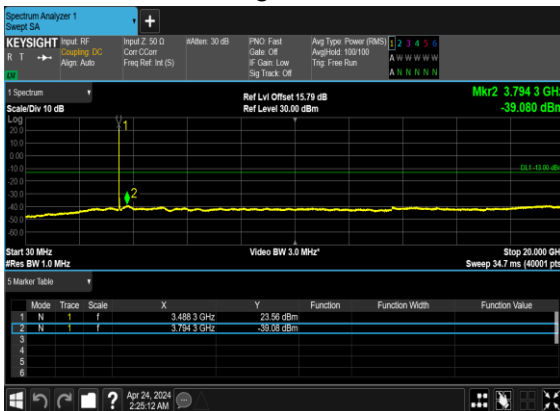
N78(25M)_DFT-s-OFDM_QPSK_Edge_1RB_Left_Low_CH



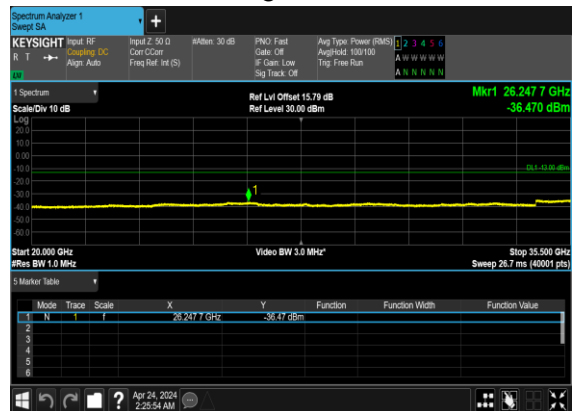
N78(25M)_DFT-s-OFDM_QPSK_Edge_1RB_Left_Low_CH



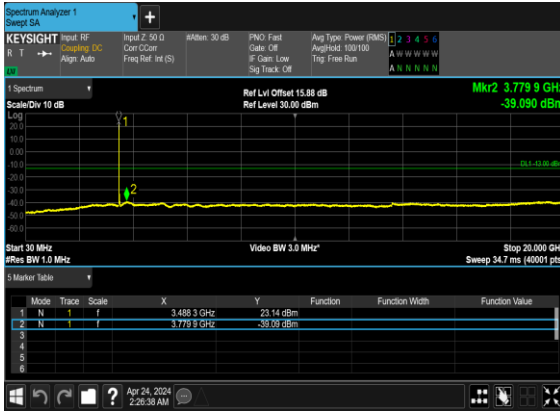
N78(25M)_DFT-s-OFDM_BPSK_Edge_1RB_Left_Mid_CH



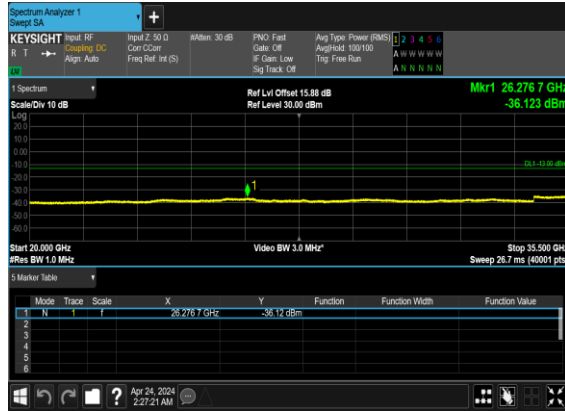
N78(25M)_DFT-s-OFDM_BPSK_Edge_1RB_Left_Mid_CH



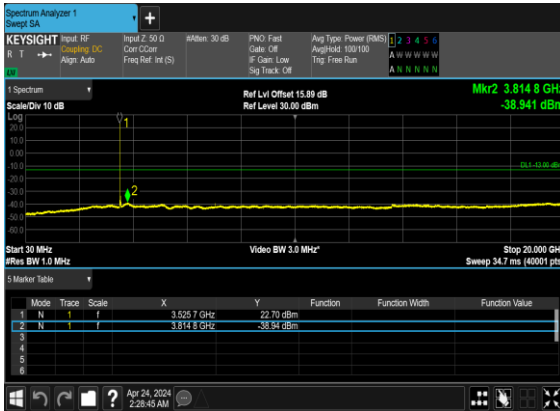
N78(25M)_DFT-s-OFDM_QPSK_Edge_1RB_Left_Mid_CH



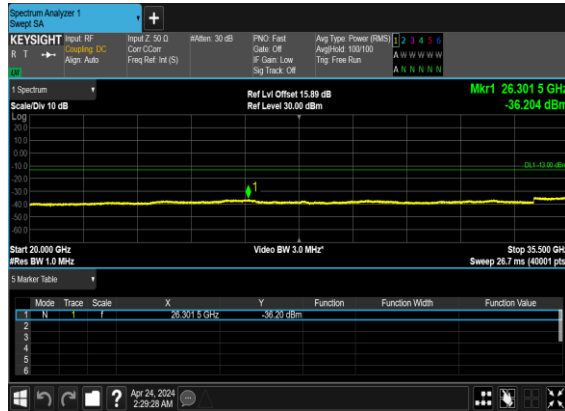
N78(25M)_DFT-s-OFDM_QPSK_Edge_1RB_Left_Mid_CH



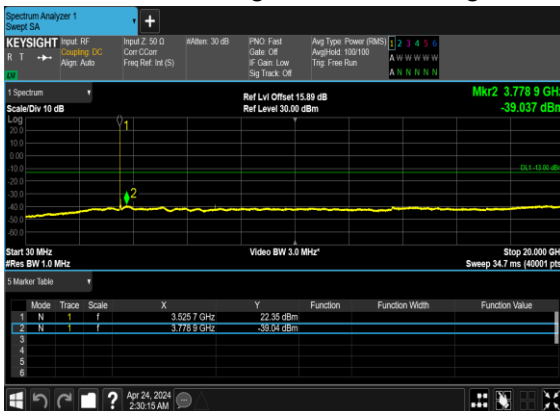
N78(25M)_DFT-s-OFDM_BPSK_Edge_1RB_Left_High_CH



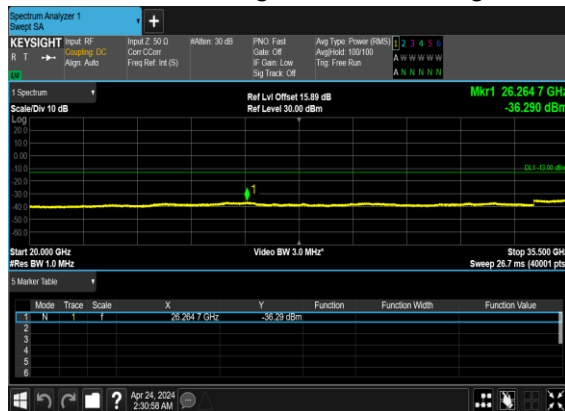
N78(25M)_DFT-s-OFDM_BPSK_Edge_1RB_Left_High_CH



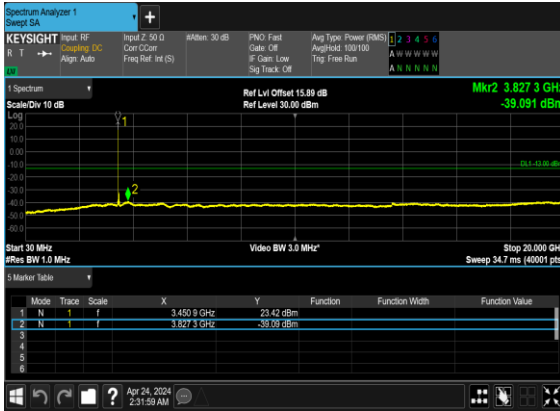
N78(25M)_DFT-s-OFDM_QPSK_Edge_1RB_Left_High_CH



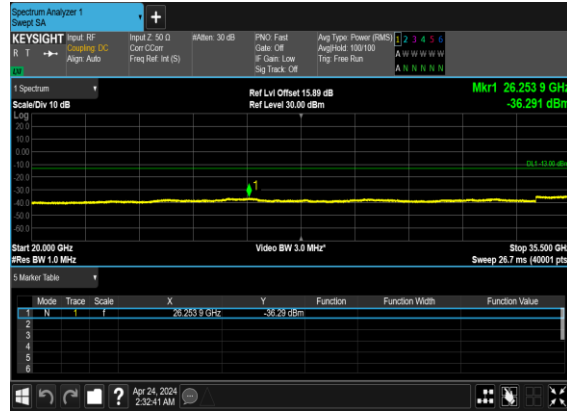
N78(25M)_DFT-s-OFDM_QPSK_Edge_1RB_Left_High_CH



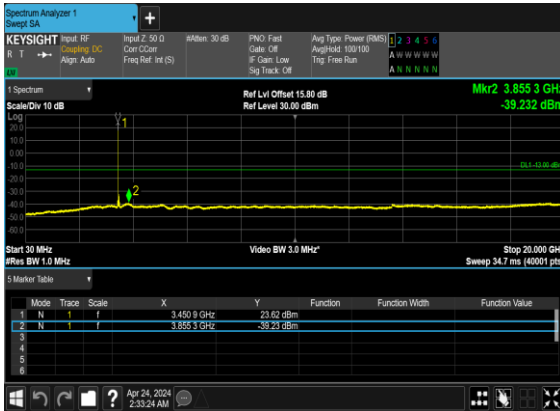
N78(50M)_DFT-s-OFDM_BPSK_Edge_1RB_Left_Low_CH



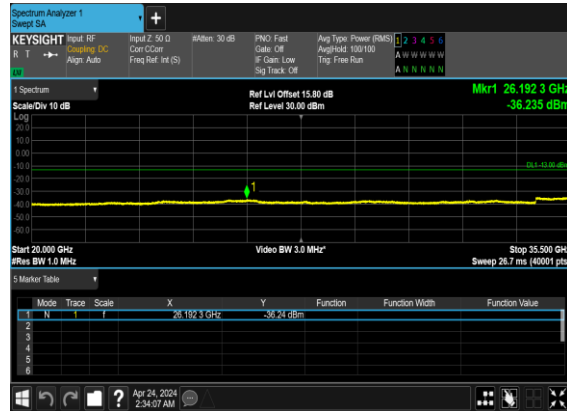
N78(50M)_DFT-s-OFDM_BPSK_Edge_1RB_Left_Low_CH



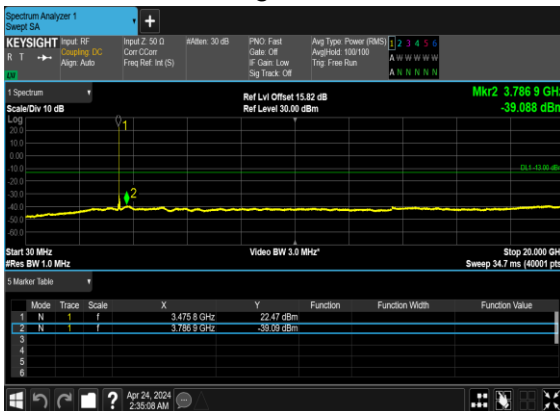
N78(50M)_DFT-s-OFDM_QPSK_Edge_1RB_Left_Low_CH



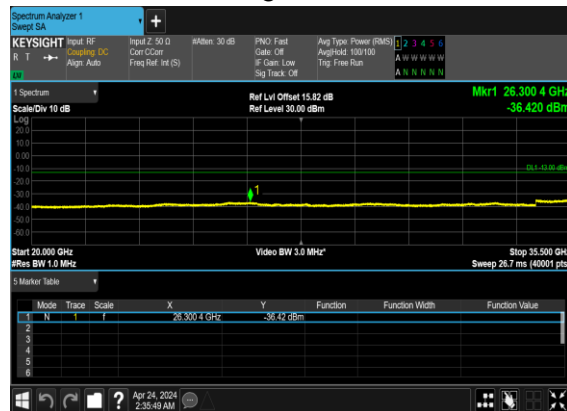
N78(50M)_DFT-s-OFDM_QPSK_Edge_1RB_Left_Low_CH



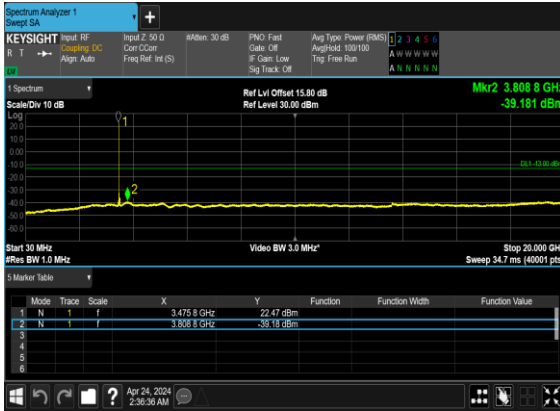
N78(50M)_DFT-s-OFDM_BPSK_Edge_1RB_Left_Mid_CH



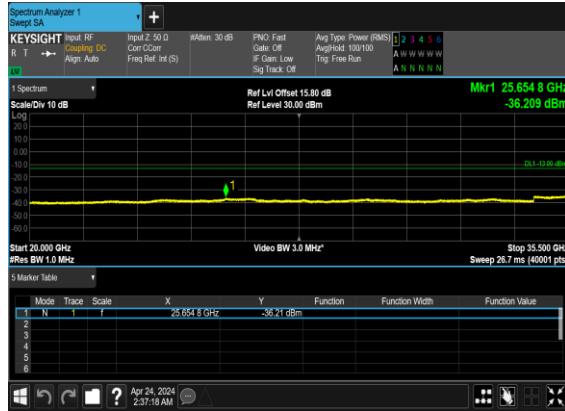
N78(50M)_DFT-s-OFDM_BPSK_Edge_1RB_Left_Mid_CH



N78(50M)_DFT-s-OFDM_QPSK_Edge_1RB_Left_Mid_CH



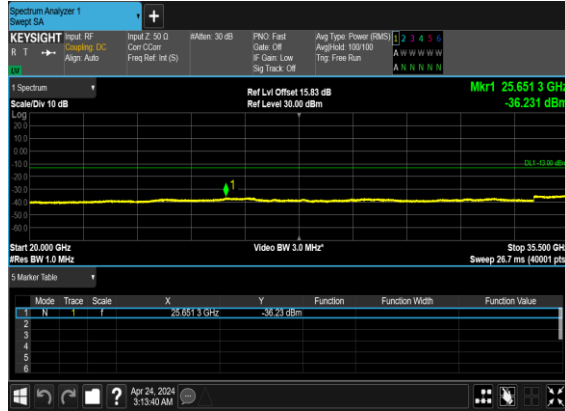
N78(50M)_DFT-s-OFDM_QPSK_Edge_1RB_Left_Mid_CH



N78(50M)_DFT-s-OFDM_BPSK_Edge_1RB_Left_High_CH



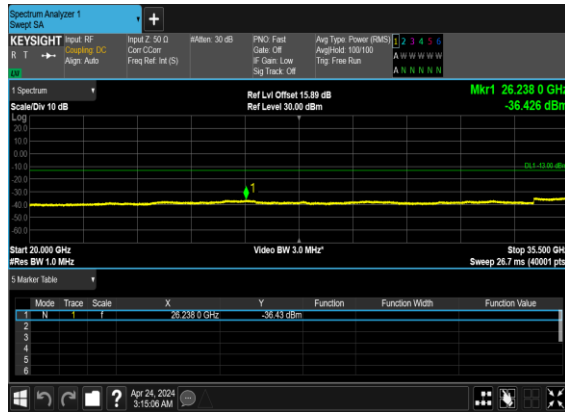
N78(50M)_DFT-s-OFDM_BPSK_Edge_1RB_Left_High_CH



N78(50M)_DFT-s-OFDM_QPSK_Edge_1RB_Left_High_CH



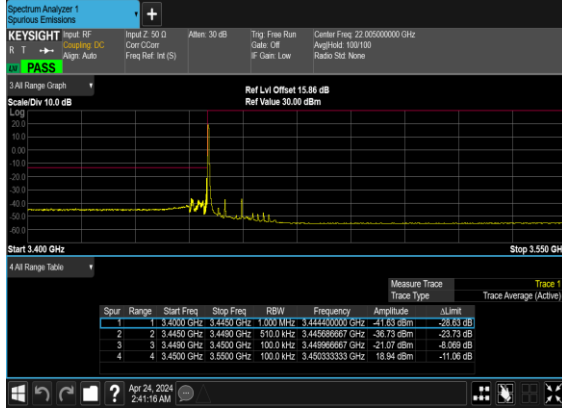
N78(50M)_DFT-s-OFDM_QPSK_Edge_1RB_Left_High_CH



Conducted Band Edge

NR Band	SCS (kHz)	Bandwidth (MHz)	Arfcn	Freq (MHz)	Modulation	RB	Result	Verdict
78	15	10	630334	3455.01	DFT-s-OFDM BPSK	1@0	see graph	PASS
78	15	10	630334	3455.01	DFT-s-OFDM QPSK	1@0	see graph	PASS
78	15	10	630334	3455.01	DFT-s-OFDM BPSK	50@0	see graph	PASS
78	15	10	630334	3455.01	DFT-s-OFDM QPSK	50@0	see graph	PASS
78	15	10	636333	3544.995	DFT-s-OFDM BPSK	1@51	see graph	PASS
78	15	10	636333	3544.995	DFT-s-OFDM QPSK	1@51	see graph	PASS
78	15	10	636333	3544.995	DFT-s-OFDM BPSK	50@0	see graph	PASS
78	15	10	636333	3544.995	DFT-s-OFDM QPSK	50@0	see graph	PASS
78	15	25	630834	3462.51	DFT-s-OFDM BPSK	1@0	see graph	PASS
78	15	25	630834	3462.51	DFT-s-OFDM QPSK	1@0	see graph	PASS
78	15	25	630834	3462.51	DFT-s-OFDM BPSK	128@0	see graph	PASS
78	15	25	630834	3462.51	DFT-s-OFDM QPSK	128@0	see graph	PASS
78	15	25	635833	3537.495	DFT-s-OFDM BPSK	1@132	see graph	PASS
78	15	25	635833	3537.495	DFT-s-OFDM QPSK	1@132	see graph	PASS
78	15	25	635833	3537.495	DFT-s-OFDM BPSK	128@0	see graph	PASS
78	15	25	635833	3537.495	DFT-s-OFDM QPSK	128@0	see graph	PASS
78	15	50	631667	3475.005	DFT-s-OFDM BPSK	1@0	see graph	PASS
78	15	50	631667	3475.005	DFT-s-OFDM QPSK	1@0	see graph	PASS
78	15	50	631667	3475.005	DFT-s-OFDM BPSK	270@0	see graph	PASS
78	15	50	631667	3475.005	DFT-s-OFDM QPSK	270@0	see graph	PASS
78	15	50	635000	3525.0	DFT-s-OFDM BPSK	1@269	see graph	PASS
78	15	50	635000	3525.0	DFT-s-OFDM QPSK	1@269	see graph	PASS
78	15	50	635000	3525.0	DFT-s-OFDM BPSK	270@0	see graph	PASS
78	15	50	635000	3525.0	DFT-s-OFDM QPSK	270@0	see graph	PASS

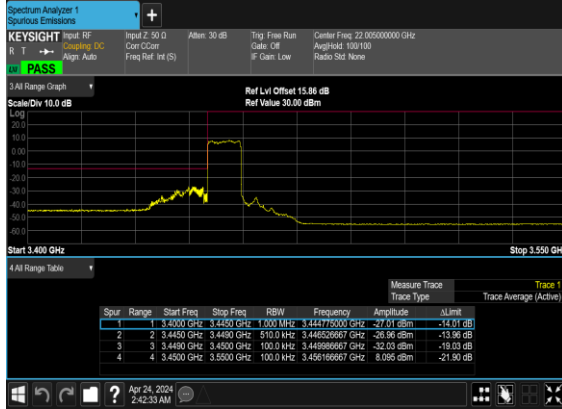
N78(10M)_DFT-s-
OFDM_BPSK_Edge_1RB_Left_Low_CH



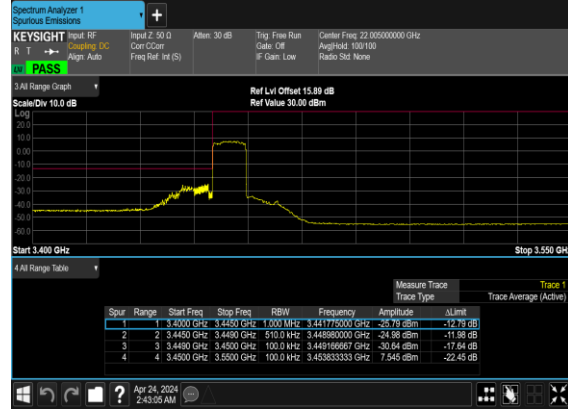
N78(10M)_DFT-s-
OFDM_QPSK_Edge_1RB_Left_Low_CH



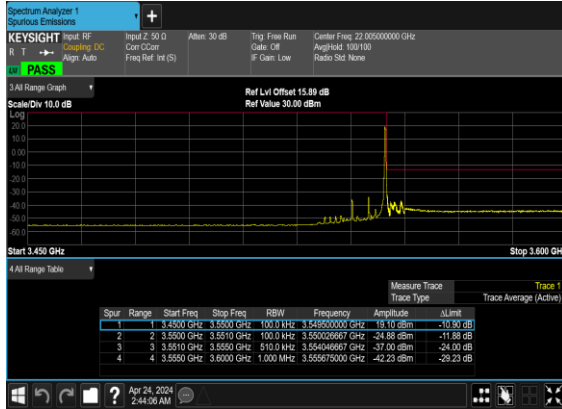
N78(10M)_DFT-s-
OFDM_BPSK_Outer_Full_Low_CH



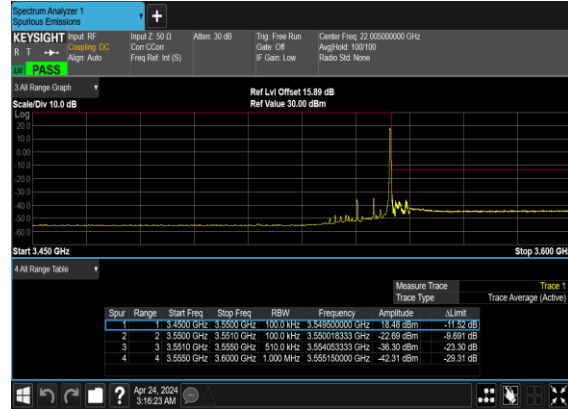
N78(10M)_DFT-s-
OFDM_QPSK_Outer_Full_Low_CH



N78(10M)_DFT-s-
OFDM_BPSK_Edge_1RB_Right_High_CH



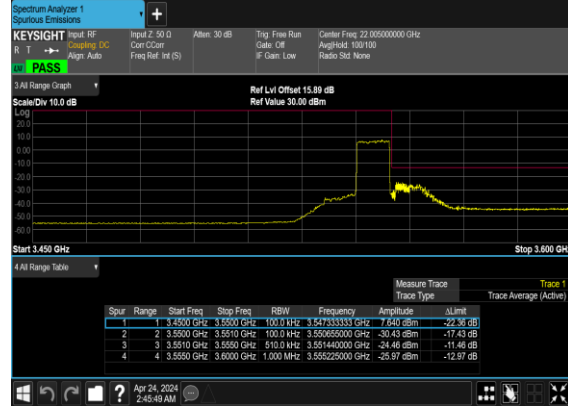
N78(10M)_DFT-s-
OFDM_QPSK_Edge_1RB_Right_High_CH



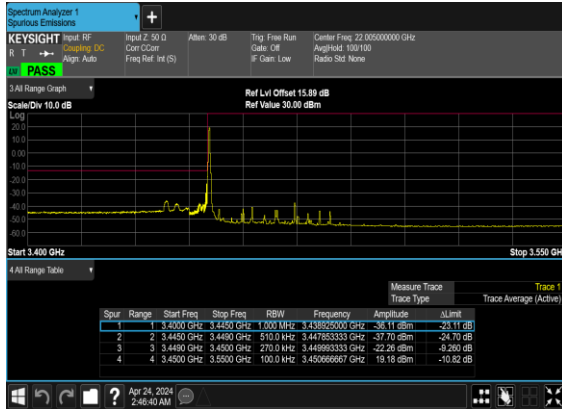
N78(10M)_DFT-s-OFDM_BPSK_Outer_Full_High_CH



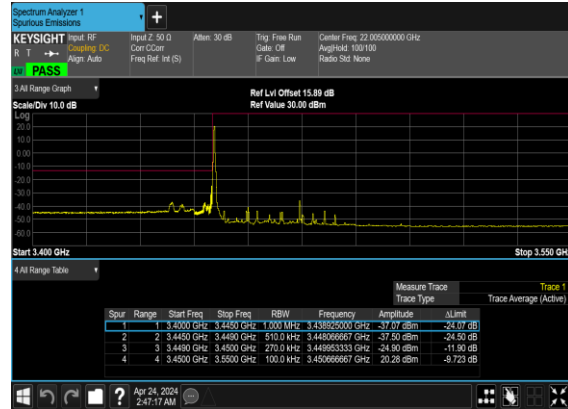
N78(10M)_DFT-s-OFDM_QPSK_Outer_Full_High_CH



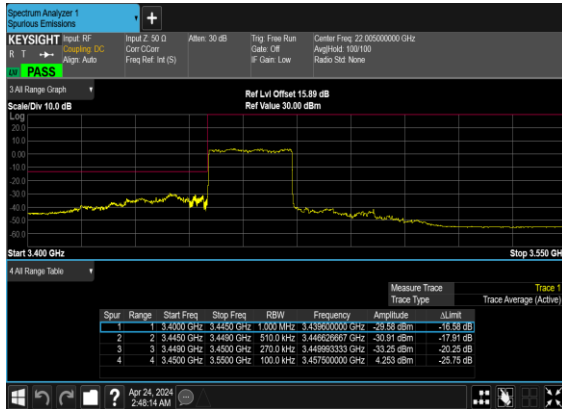
N78(25M)_DFT-s-OFDM_BPSK_Edge_1RB_Left_Low_CH



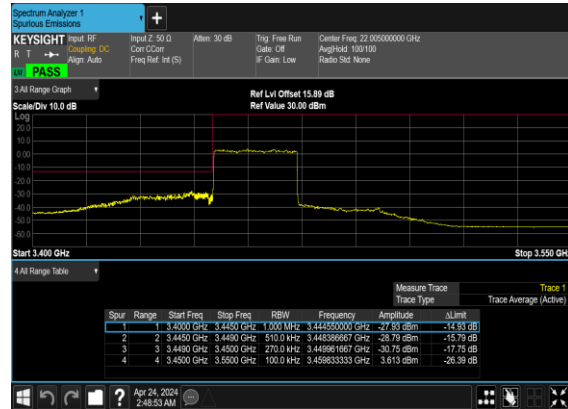
N78(25M)_DFT-s-OFDM_QPSK_Edge_1RB_Left_Low_CH



N78(25M)_DFT-s-OFDM_BPSK_Outer_Full_Low_CH



N78(25M)_DFT-s-OFDM_QPSK_Outer_Full_Low_CH



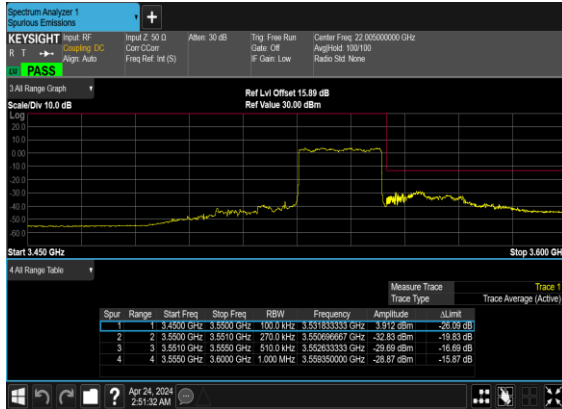
N78(25M)_DFT-s-OFDM_BPSK_Edge_1RB_Right_High_CH



N78(25M)_DFT-s-OFDM_QPSK_Edge_1RB_Right_High_CH



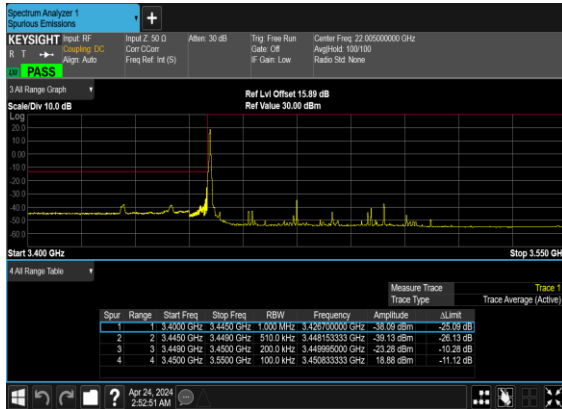
N78(25M)_DFT-s-OFDM_BPSK_Outer_Full_High_CH



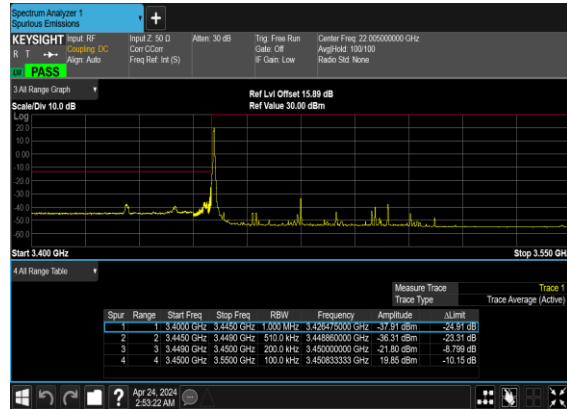
N78(25M)_DFT-s-OFDM_QPSK_Outer_Full_High_CH



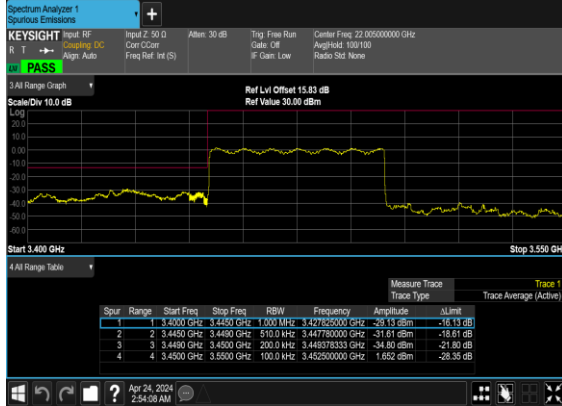
N78(50M)_DFT-s-OFDM_BPSK_Edge_1RB_Left_Low_CH



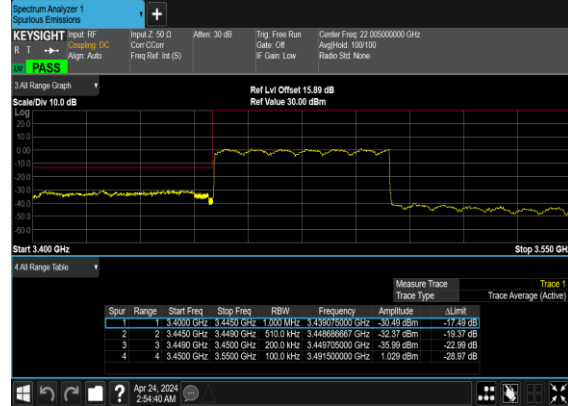
N78(50M)_DFT-s-OFDM_QPSK_Edge_1RB_Left_Low_CH



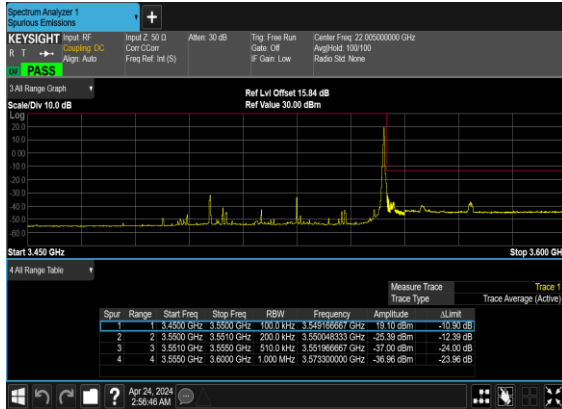
N78(50M)_DFT-s-
OFDM_BPSK_Outer_Full_Low_CH



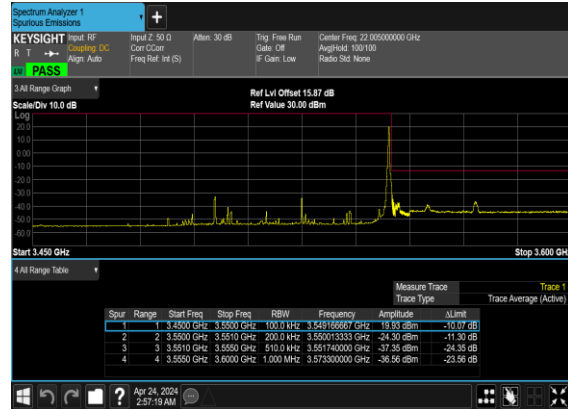
N78(50M)_DFT-s-
OFDM_QPSK_Outer_Full_Low_CH



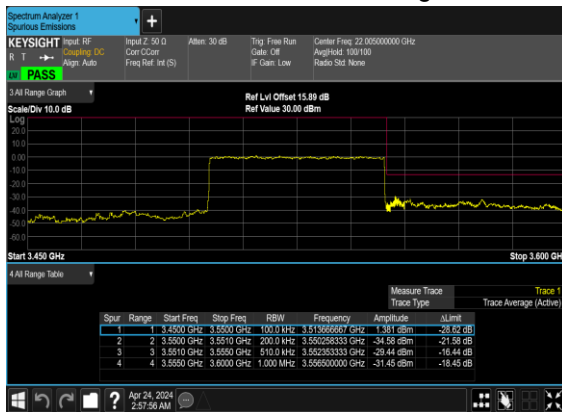
N78(50M)_DFT-s-
OFDM_BPSK_Edge_1RB_Right_High_CH



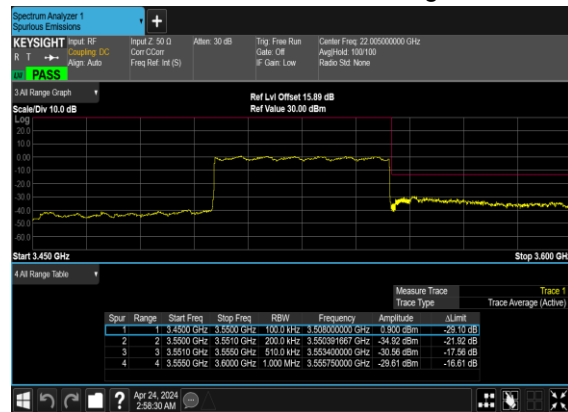
N78(50M)_DFT-s-
OFDM_QPSK_Edge_1RB_Right_High_CH



N78(50M)_DFT-s-
OFDM_BPSK_Outer_Full_High_CH



N78(50M)_DFT-s-
OFDM_QPSK_Outer_Full_High_CH



FR1 N78 (ANT 9)_SCS30kHz

Transmitter Conducted Output Power And EIRP, (G_T - L_C)=-0.57dB

NR Band	SCS (kHz)	Bandwidth (MHz)	Arfcn	Freq (MHz)	Modulation	RB	Conducted Power(dBm)	EIRP (dBm)	EIRP (W)
78	30	10	630334	3455.01	DFT-s-OFDM QPSK	1@1	24.78	24.21	0.2636
78	30	10	630334	3455.01	DFT-s-OFDM 16 QAM	1@1	23.65	23.08	0.2032
78	30	10	633334	3500.01	DFT-s-OFDM QPSK	1@1	24.77	24.2	0.2630
78	30	10	633334	3500.01	DFT-s-OFDM 16 QAM	1@1	23.62	23.05	0.2018
78	30	10	636332	3544.98	DFT-s-OFDM QPSK	1@1	24.85	24.28	0.2679
78	30	10	636332	3544.98	DFT-s-OFDM 16 QAM	1@1	23.74	23.17	0.2075
78	30	15	630500	3457.5	DFT-s-OFDM QPSK	1@1	24.75	24.18	0.2618
78	30	15	630500	3457.5	DFT-s-OFDM 16 QAM	1@1	23.7	23.13	0.2056
78	30	15	633334	3500.01	DFT-s-OFDM QPSK	1@1	24.7	24.13	0.2588
78	30	15	633334	3500.01	DFT-s-OFDM 16 QAM	1@1	23.59	23.02	0.2004
78	30	15	636166	3542.49	DFT-s-OFDM QPSK	1@1	24.85	24.28	0.2679
78	30	15	636166	3542.49	DFT-s-OFDM 16 QAM	1@1	23.77	23.2	0.2089
78	30	20	630668	3460.02	DFT-s-OFDM QPSK	1@1	24.79	24.22	0.2642
78	30	20	630668	3460.02	DFT-s-OFDM 16 QAM	1@1	23.69	23.12	0.2051
78	30	20	633334	3500.01	DFT-s-OFDM QPSK	1@1	24.77	24.2	0.2630
78	30	20	633334	3500.01	DFT-s-OFDM 16 QAM	1@1	23.62	23.05	0.2018
78	30	20	636000	3540	DFT-s-OFDM QPSK	1@1	24.87	24.3	0.2692
78	30	20	636000	3540	DFT-s-OFDM 16 QAM	1@1	23.77	23.2	0.2089
78	30	25	630834	3462.51	DFT-s-OFDM QPSK	1@1	24.72	24.15	0.2600
78	30	25	630834	3462.51	DFT-s-OFDM 16 QAM	1@1	23.73	23.16	0.2070
78	30	25	633334	3500.01	DFT-s-OFDM QPSK	1@1	24.72	24.15	0.2600
78	30	25	633334	3500.01	DFT-s-OFDM 16 QAM	1@1	23.65	23.08	0.2032
78	30	25	635832	3537.48	DFT-s-OFDM QPSK	1@1	24.75	24.18	0.2618
78	30	25	635832	3537.48	DFT-s-OFDM 16 QAM	1@1	23.73	23.16	0.2070
78	30	30	631000	3465	DFT-s-OFDM QPSK	1@1	24.78	24.21	0.2636
78	30	30	631000	3465	DFT-s-OFDM 16 QAM	1@1	23.73	23.16	0.2070
78	30	30	633334	3500.01	DFT-s-OFDM QPSK	1@1	24.7	24.13	0.2588
78	30	30	633334	3500.01	DFT-s-OFDM 16 QAM	1@1	23.66	23.09	0.2037
78	30	30	635666	3534.99	DFT-s-OFDM QPSK	1@1	24.72	24.15	0.2600
78	30	30	635666	3534.99	DFT-s-OFDM 16 QAM	1@1	23.66	23.09	0.2037
78	30	40	631334	3470.01	DFT-s-OFDM QPSK	1@1	24.78	24.21	0.2636
78	30	40	631334	3470.01	DFT-s-OFDM 16 QAM	1@1	23.75	23.18	0.2080
78	30	40	633334	3500.01	DFT-s-OFDM QPSK	1@1	24.76	24.19	0.2624
78	30	40	633334	3500.01	DFT-s-OFDM 16 QAM	1@1	23.68	23.11	0.2046
78	30	40	635332	3529.98	DFT-s-OFDM QPSK	1@1	24.68	24.11	0.2576
78	30	40	635332	3529.98	DFT-s-OFDM 16 QAM	1@1	23.64	23.07	0.2028
78	30	50	631668	3475.02	DFT-s-OFDM QPSK	1@1	24.8	24.23	0.2649

78	30	50	631668	3475.02	DFT-s-OFDM 16 QAM	1@1	23.7	23.13	0.2056
78	30	50	633334	3500.01	DFT-s-OFDM QPSK	1@1	24.78	24.21	0.2636
78	30	50	633334	3500.01	DFT-s-OFDM 16 QAM	1@1	23.77	23.2	0.2089
78	30	50	635000	3525	DFT-s-OFDM QPSK	1@1	24.72	24.15	0.2600
78	30	50	635000	3525	DFT-s-OFDM 16 QAM	1@1	23.66	23.09	0.2037
78	30	60	632000	3480	DFT-s-OFDM QPSK	1@1	24.75	24.18	0.2618
78	30	60	632000	3480	DFT-s-OFDM 16 QAM	1@1	23.64	23.07	0.2028
78	30	60	633334	3500.01	DFT-s-OFDM QPSK	1@1	24.79	24.22	0.2642
78	30	60	633334	3500.01	DFT-s-OFDM 16 QAM	1@1	23.67	23.1	0.2042
78	30	60	634666	3519.99	DFT-s-OFDM QPSK	1@1	24.68	24.11	0.2576
78	30	60	634666	3519.99	DFT-s-OFDM 16 QAM	1@1	23.57	23	0.1995
78	30	70	632334	3485.01	DFT-s-OFDM QPSK	1@1	24.78	24.21	0.2636
78	30	70	632334	3485.01	DFT-s-OFDM 16 QAM	1@1	23.65	23.08	0.2032
78	30	70	633334	3500.01	DFT-s-OFDM QPSK	1@1	24.78	24.21	0.2636
78	30	70	633334	3500.01	DFT-s-OFDM 16 QAM	1@1	23.65	23.08	0.2032
78	30	70	634332	3514.98	DFT-s-OFDM QPSK	1@1	24.77	24.2	0.2630
78	30	70	634332	3514.98	DFT-s-OFDM 16 QAM	1@1	23.69	23.12	0.2051
78	30	80	632668	3490.02	DFT-s-OFDM QPSK	1@1	24.83	24.26	0.2667
78	30	80	632668	3490.02	DFT-s-OFDM 16 QAM	1@1	23.69	23.12	0.2051
78	30	80	633334	3500.01	DFT-s-OFDM QPSK	1@1	24.82	24.25	0.2661
78	30	80	633334	3500.01	DFT-s-OFDM 16 QAM	1@1	23.73	23.16	0.2070
78	30	80	634000	3510	DFT-s-OFDM QPSK	1@1	24.87	24.3	0.2692
78	30	80	634000	3510	DFT-s-OFDM 16 QAM	1@1	23.76	23.19	0.2084
78	30	90	633000	3495	DFT-s-OFDM QPSK	1@1	24.91	24.34	0.2716
78	30	90	633000	3495	DFT-s-OFDM 16 QAM	1@1	23.66	23.09	0.2037
78	30	90	633334	3500.01	DFT-s-OFDM QPSK	1@1	24.8	24.23	0.2649
78	30	90	633334	3500.01	DFT-s-OFDM 16 QAM	1@1	23.68	23.11	0.2046
78	30	90	633666	3504.99	DFT-s-OFDM QPSK	1@1	24.96	24.39	0.2748
78	30	90	633666	3504.99	DFT-s-OFDM 16 QAM	1@1	23.75	23.18	0.2080
78	30	100	633334	3500.01	DFT-s-OFDM PI/2 BPSK	135@67	24.63	24.06	0.2547
78	30	100	633334	3500.01	DFT-s-OFDM PI/2 BPSK	1@1	24.8	24.23	0.2649
78	30	100	633334	3500.01	DFT-s-OFDM PI/2 BPSK	1@271	24.55	23.98	0.2500
78	30	100	633334	3500.01	DFT-s-OFDM QPSK	135@67	24.65	24.08	0.2559
78	30	100	633334	3500.01	DFT-s-OFDM QPSK	1@1	24.97	24.4	0.2754
78	30	100	633334	3500.01	DFT-s-OFDM QPSK	1@271	24.51	23.94	0.2477
78	30	100	633334	3500.01	DFT-s-OFDM 16 QAM	135@67	23.59	23.02	0.2004
78	30	100	633334	3500.01	DFT-s-OFDM 16 QAM	1@1	23.66	23.09	0.2037
78	30	100	633334	3500.01	DFT-s-OFDM 16 QAM	1@271	23.46	22.89	0.1945
78	30	100	633334	3500.01	DFT-s-OFDM 64 QAM	135@67	22.06	21.49	0.1409
78	30	100	633334	3500.01	DFT-s-OFDM 64 QAM	1@1	22.23	21.66	0.1466
78	30	100	633334	3500.01	DFT-s-OFDM 64 QAM	1@271	21.95	21.38	0.1374
78	30	100	633334	3500.01	DFT-s-OFDM 256 QAM	135@67	20.01	19.44	0.0879
78	30	100	633334	3500.01	DFT-s-OFDM 256 QAM	1@1	19.99	19.42	0.0875
78	30	100	633334	3500.01	DFT-s-OFDM 256 QAM	1@271	19.73	19.16	0.0824

78	30	100	633334	3500.01	CP-OFDM QPSK	137@68	23.06	22.49	0.1774
78	30	100	633334	3500.01	CP-OFDM QPSK	1@1	23.24	22.67	0.1849
78	30	100	633334	3500.01	CP-OFDM QPSK	1@271	22.93	22.36	0.1722

FR1 N78 (ANT 6)_SCS30kHz

Frequency Stability

NR Band	SCS (kHz)	Bandwidth (MHz)	Arfcn	Freq (MHz)	Modulation	RB	Deviation (ppm)	Verdict	Environment
78	30	20	633334	3500.01	DFT-s-OFDM QPSK	50@0	0.0057	PASS	NV
78	30	20	633334	3500.01	DFT-s-OFDM QPSK	50@0	0.0053	PASS	LV
78	30	20	633334	3500.01	DFT-s-OFDM QPSK	50@0	0.0026	PASS	HV
78	30	20	633334	3500.01	DFT-s-OFDM QPSK	50@0	0.0059	PASS	-30°C
78	30	20	633334	3500.01	DFT-s-OFDM QPSK	50@0	0.0059	PASS	-20°C
78	30	20	633334	3500.01	DFT-s-OFDM QPSK	50@0	0.0038	PASS	-10°C
78	30	20	633334	3500.01	DFT-s-OFDM QPSK	50@0	0.0041	PASS	0°C
78	30	20	633334	3500.01	DFT-s-OFDM QPSK	50@0	0.0021	PASS	10°C
78	30	20	633334	3500.01	DFT-s-OFDM QPSK	50@0	0.0057	PASS	20°C
78	30	20	633334	3500.01	DFT-s-OFDM QPSK	50@0	0.0049	PASS	30°C
78	30	20	633334	3500.01	DFT-s-OFDM QPSK	50@0	0.0033	PASS	40°C
78	30	20	633334	3500.01	DFT-s-OFDM QPSK	50@0	0.0061	PASS	50°C

Peak to Average Ratio

NR Band	SCS (kHz)	Bandwidth (MHz)	Arfcn	Freq (MHz)	Modulation	RB	Result (dB)	Limit (dB)	Verdict
78	30	20	633334	3500.01	DFT-s-OFDM PI/2 BPSK	50@0	4.34	13	PASS
78	30	20	633334	3500.01	DFT-s-OFDM QPSK	50@0	5.4	13	PASS

N78(20M)_DFT-s-OFDM_PI_2-BPSK_Outer_Full_Mid_CH



N78(20M)_DFT-s-OFDM_QPSK_Outer_Full_Mid_CH



Occupied Bandwidth

NR Band	SCS (kHz)	Bandwidth (MHz)	Arfcn	Freq (MHz)	Modulation	RB	OBW (MHz)	26dB BW (MHz)
78	30	10	633334	3500.01	CP-OFDM QPSK	24@0	8.564	9.083
78	30	10	633334	3500.01	CP-OFDM 16 QAM	24@0	8.5749	9.168
78	30	10	633334	3500.01	CP-OFDM 64 QAM	24@0	8.5265	9.211
78	30	10	633334	3500.01	CP-OFDM 256 QAM	24@0	8.5678	9.103
78	30	15	633334	3500.01	CP-OFDM QPSK	38@0	13.581	14.3
78	30	15	633334	3500.01	CP-OFDM 16 QAM	38@0	13.557	14.25
78	30	15	633334	3500.01	CP-OFDM 64 QAM	38@0	13.521	14.26
78	30	15	633334	3500.01	CP-OFDM 256 QAM	38@0	13.57	14.27
78	30	20	633334	3500.01	CP-OFDM QPSK	51@0	18.242	18.85
78	30	20	633334	3500.01	CP-OFDM 16 QAM	51@0	18.188	19.01
78	30	20	633334	3500.01	CP-OFDM 64 QAM	51@0	18.207	18.95
78	30	20	633334	3500.01	CP-OFDM 256 QAM	51@0	18.191	19.15
78	30	25	633334	3500.01	CP-OFDM QPSK	65@0	23.247	24.26
78	30	25	633334	3500.01	CP-OFDM 16 QAM	65@0	23.184	24.07
78	30	25	633334	3500.01	CP-OFDM 64 QAM	65@0	23.273	24.13
78	30	25	633334	3500.01	CP-OFDM 256 QAM	65@0	23.196	24.04
78	30	30	633334	3500.01	CP-OFDM QPSK	78@0	27.844	28.96
78	30	30	633334	3500.01	CP-OFDM 16 QAM	78@0	27.831	29.16
78	30	30	633334	3500.01	CP-OFDM 64 QAM	78@0	27.835	29.0
78	30	30	633334	3500.01	CP-OFDM 256 QAM	78@0	27.75	28.86
78	30	40	633334	3500.01	CP-OFDM QPSK	106@0	37.802	39.1
78	30	40	633334	3500.01	CP-OFDM 16 QAM	106@0	37.868	39.29
78	30	40	633334	3500.01	CP-OFDM 64 QAM	106@0	37.797	39.2
78	30	40	633334	3500.01	CP-OFDM 256 QAM	106@0	37.745	39.24
78	30	50	633334	3500.01	CP-OFDM QPSK	133@0	47.497	49.06

78	30	50	633334	3500.01	CP-OFDM 16 QAM	133@0	47.362	48.98
78	30	50	633334	3500.01	CP-OFDM 64 QAM	133@0	47.373	48.98
78	30	50	633334	3500.01	CP-OFDM 256 QAM	133@0	47.556	49.19
78	30	60	633334	3500.01	CP-OFDM QPSK	162@0	57.85	59.71
78	30	60	633334	3500.01	CP-OFDM 16 QAM	162@0	57.807	59.69
78	30	60	633334	3500.01	CP-OFDM 64 QAM	162@0	57.72	59.81
78	30	60	633334	3500.01	CP-OFDM 256 QAM	162@0	57.866	59.66
78	30	70	633334	3500.01	CP-OFDM QPSK	189@0	67.51	69.75
78	30	70	633334	3500.01	CP-OFDM 16 QAM	189@0	67.56	69.64
78	30	70	633334	3500.01	CP-OFDM 64 QAM	189@0	67.362	69.66
78	30	70	633334	3500.01	CP-OFDM 256 QAM	189@0	67.543	69.7
78	30	80	633334	3500.01	CP-OFDM QPSK	217@0	77.398	79.92
78	30	80	633334	3500.01	CP-OFDM 16 QAM	217@0	77.694	79.9
78	30	80	633334	3500.01	CP-OFDM 64 QAM	217@0	77.409	79.95
78	30	80	633334	3500.01	CP-OFDM 256 QAM	217@0	77.358	79.89
78	30	90	633334	3500.01	CP-OFDM QPSK	245@0	87.567	90.18
78	30	90	633334	3500.01	CP-OFDM 16 QAM	245@0	87.41	90.28
78	30	90	633334	3500.01	CP-OFDM 64 QAM	245@0	87.378	90.22
78	30	90	633334	3500.01	CP-OFDM 256 QAM	245@0	87.442	90.21
78	30	100	633334	3500.01	CP-OFDM QPSK	273@0	97.522	100.4
78	30	100	633334	3500.01	CP-OFDM 16 QAM	273@0	97.3	100.6
78	30	100	633334	3500.01	CP-OFDM 64 QAM	273@0	97.533	100.5
78	30	100	633334	3500.01	CP-OFDM 256 QAM	273@0	97.429	100.5