



802.11ax (20MHz) (RU242):

CHANNEL	TX Channel 36	DETECTOR FUNCTION	Peak (PK)
FREQUENCY RANGE	1GHz ~ 40GHz		Average (AV)

ANTENNA POLARITY & TEST DISTANCE: HORIZONTAL AT 3 M										
FREQ. (MHz)	EMISSION LEVEL (dBuV/m)	READ LEVEL (dBuV)	LIMIT (dBuV/m)	MARGIN (dB)	ANTENNA FACTOR (dB /m)	CABLE LOSS (dB)	PREAMP FACTOR (dB)	ANTENNA HEIGHT (cm)	TABLE ANGLE (Degree)	REMARK
5150	52.31	53.4	74	-21.69	34.26	11.17	46.52	100	340	Peak
5150	47.45	48.54	54	-6.55	34.26	11.17	46.52	100	340	Average
5180	99.69	100.75	/	/	34.27	11.2	46.53	100	340	Peak
5180	91.05	92.11	/	/	34.27	11.2	46.53	100	340	Average
5350	51.78	52.63	74	-22.22	34.34	11.39	46.58	100	340	Peak
5350	46.83	47.68	54	-7.17	34.34	11.39	46.58	100	340	Average

ANTENNA POLARITY & TEST DISTANCE: VERTICAL AT 3 M										
FREQ. (MHz)	EMISSION LEVEL (dBuV/m)	READ LEVEL (dBuV)	LIMIT (dBuV/m)	MARGIN (dB)	ANTENNA FACTOR (dB /m)	CABLE LOSS (dB)	PREAMP FACTOR (dB)	ANTENNA HEIGHT (cm)	TABLE ANGLE (Degree)	REMARK
5150	53.7	54.63	74	-20.3	34.42	11.17	46.52	100	305	Peak
5150	47.76	48.69	54	-6.24	34.42	11.17	46.52	100	305	Average
5180	104.66	105.55	/	/	34.44	11.2	46.53	100	305	Peak
5180	97.48	98.37	/	/	34.44	11.2	46.53	100	305	Average
5350	52.02	52.63	74	-21.98	34.58	11.39	46.58	100	305	Peak
5350	46.72	47.33	54	-7.28	34.58	11.39	46.58	100	305	Average

REMARKS:

- Emission Level = Read Level+ Antenna Factor + Cable Loss- Preamp Factor  
Margin value = Emission level – Limit value.
- 5180MHz: Fundamental frequency.



<b>CHANNEL</b>	TX Channel 40	<b>DETECTOR FUNCTION</b>	Peak (PK)
<b>FREQUENCY RANGE</b>	1GHz ~ 40GHz		Average (AV)

**ANTENNA POLARITY & TEST DISTANCE: HORIZONTAL AT 3 M**

FREQ. (MHz)	EMISSION LEVEL (dBuV/m)	READ LEVEL (dBuV)	LIMIT (dBuV/m)	MARGIN (dB)	ANTENNA FACTOR (dB /m)	CABLE LOSS (dB)	PREAMP FACTOR (dB)	ANTENNA HEIGHT (cm)	TABLE ANGLE (Degree)	REMARK
5150	51.8	52.89	74	-22.2	34.26	11.17	46.52	100	340	Peak
5150	46.72	47.81	54	-7.28	34.26	11.17	46.52	100	340	Average
5200	98.07	99.11	/	/	34.28	11.22	46.54	100	340	Peak
5200	89.59	90.63	/	/	34.28	11.22	46.54	100	340	Average
5350	51.89	52.74	74	-22.11	34.34	11.39	46.58	100	340	Peak
5350	46.51	47.36	54	-7.49	34.34	11.39	46.58	100	340	Average

**ANTENNA POLARITY & TEST DISTANCE: VERTICAL AT 3 M**

FREQ. (MHz)	EMISSION LEVEL (dBuV/m)	READ LEVEL (dBuV)	LIMIT (dBuV/m)	MARGIN (dB)	ANTENNA FACTOR (dB /m)	CABLE LOSS (dB)	PREAMP FACTOR (dB)	ANTENNA HEIGHT (cm)	TABLE ANGLE (Degree)	REMARK
5150	52.9	53.83	74	-21.1	34.42	11.17	46.52	100	305	Peak
5150	46.63	47.56	54	-7.37	34.42	11.17	46.52	100	305	Average
5200	104.31	105.17	/	/	34.46	11.22	46.54	100	305	Peak
5200	96.8	97.66	/	/	34.46	11.22	46.54	100	305	Average
5350	53.44	54.05	74	-20.56	34.58	11.39	46.58	100	305	Peak
5350	47.07	47.68	54	-6.93	34.58	11.39	46.58	100	305	Average

**REMARKS:**

- Emission Level = Read Level+ Antenna Factor + Cable Loss- Preamp Factor  
Margin value = Emission level – Limit value.
- 5200MHz: Fundamental frequency.



**BUREAU  
VERITAS**

Test Report No.: W7L-P24030005RF03

<b>CHANNEL</b>	TX Channel 48	<b>DETECTOR FUNCTION</b>	Peak (PK)
<b>FREQUENCY RANGE</b>	1GHz ~ 40GHz		Average (AV)

ANTENNA POLARITY & TEST DISTANCE: HORIZONTAL AT 3 M										
FREQ. (MHz)	EMISSION LEVEL (dBuV/m)	READ LEVEL (dBuV)	LIMIT (dBuV/m)	MARGIN (dB)	ANTENNA FACTOR (dB /m)	CABLE LOSS (dB)	PREAMP FACTOR (dB)	ANTENNA HEIGHT (cm)	TABLE ANGLE (Degree)	REMARK
5150	51.72	52.81	74	-22.28	34.26	11.17	46.52	100	340	Peak
5150	46.22	47.31	54	-7.78	34.26	11.17	46.52	100	340	Average
5240	98.34	99.32	/	/	34.3	11.27	46.55	100	340	Peak
5240	89.19	90.17	/	/	34.3	11.27	46.55	100	340	Average
5350	52.37	53.22	74	-21.63	34.34	11.39	46.58	100	340	Peak
5350	46.55	47.4	54	-7.45	34.34	11.39	46.58	100	340	Average

ANTENNA POLARITY & TEST DISTANCE: VERTICAL AT 3 M										
FREQ. (MHz)	EMISSION LEVEL (dBuV/m)	READ LEVEL (dBuV)	LIMIT (dBuV/m)	MARGIN (dB)	ANTENNA FACTOR (dB /m)	CABLE LOSS (dB)	PREAMP FACTOR (dB)	ANTENNA HEIGHT (cm)	TABLE ANGLE (Degree)	REMARK
5150	51.72	52.65	74	-22.28	34.42	11.17	46.52	100	305	Peak
5150	46.49	47.42	54	-7.51	34.42	11.17	46.52	100	305	Average
5240	104.43	105.22	/	/	34.49	11.27	46.55	100	305	Peak
5240	97.24	98.03	/	/	34.49	11.27	46.55	100	305	Average
5350	53.3	53.91	74	-20.7	34.58	11.39	46.58	100	305	Peak
5350	47.75	48.36	54	-6.25	34.58	11.39	46.58	100	305	Average

**REMARKS:**

- Emission Level = Read Level+ Antenna Factor + Cable Loss- Preamp Factor  
Margin value = Emission level – Limit value.
- 5240MHz: Fundamental frequency.



802.11ax (40MHz) (RU484):

CHANNEL	TX Channel 38	DETECTOR FUNCTION	Peak (PK)
FREQUENCY RANGE	1GHz ~ 40GHz		Average (AV)

ANTENNA POLARITY & TEST DISTANCE: HORIZONTAL AT 3 M										
FREQ. (MHz)	EMISSION LEVEL (dBuV/m)	READ LEVEL (dBuV)	LIMIT (dBuV/m)	MARGIN (dB)	ANTENNA FACTOR (dB /m)	CABLE LOSS (dB)	PREAMP FACTOR (dB)	ANTENNA HEIGHT (cm)	TABLE ANGLE (Degree)	REMARK
5150	51.54	52.63	74	-22.46	34.26	11.17	46.52	100	340	Peak
5150	47.86	48.95	54	-6.14	34.26	11.17	46.52	100	340	Average
5190	93	94.04	/	/	34.28	11.21	46.53	100	340	Peak
5190	86.36	87.4	/	/	34.28	11.21	46.53	100	340	Average
5350	51.56	52.41	74	-22.44	34.34	11.39	46.58	100	340	Peak
5350	46.37	47.22	54	-7.63	34.34	11.39	46.58	100	340	Average

ANTENNA POLARITY & TEST DISTANCE: VERTICAL AT 3 M										
FREQ. (MHz)	EMISSION LEVEL (dBuV/m)	READ LEVEL (dBuV)	LIMIT (dBuV/m)	MARGIN (dB)	ANTENNA FACTOR (dB /m)	CABLE LOSS (dB)	PREAMP FACTOR (dB)	ANTENNA HEIGHT (cm)	TABLE ANGLE (Degree)	REMARK
5150	54.43	55.36	74	-19.57	34.42	11.17	46.52	100	305	Peak
5150	49.7	50.63	54	-4.3	34.42	11.17	46.52	100	305	Average
5190	99.47	100.34	/	/	34.45	11.21	46.53	100	305	Peak
5190	93.15	94.02	/	/	34.45	11.21	46.53	100	305	Average
5350	51.87	52.48	74	-22.13	34.58	11.39	46.58	100	305	Peak
5350	46.97	47.58	54	-7.03	34.58	11.39	46.58	100	305	Average

REMARKS:

- Emission Level = Read Level+ Antenna Factor + Cable Loss- Preamp Factor  
Margin value = Emission level – Limit value.
- 5190MHz: Fundamental frequency.



<b>CHANNEL</b>	TX Channel 46	<b>DETECTOR FUNCTION</b>	Peak (PK)
<b>FREQUENCY RANGE</b>	1GHz ~ 40GHz		Average (AV)

ANTENNA POLARITY & TEST DISTANCE: HORIZONTAL AT 3 M										
FREQ. (MHz)	EMISSION LEVEL (dBuV/m)	READ LEVEL (dBuV)	LIMIT (dBuV/m)	MARGIN (dB)	ANTENNA FACTOR (dB /m)	CABLE LOSS (dB)	PREAMP FACTOR (dB)	ANTENNA HEIGHT (cm)	TABLE ANGLE (Degree)	REMARK
5150	52.55	53.64	74	-21.45	34.26	11.17	46.52	100	340	Peak
5150	46.76	47.85	54	-7.24	34.26	11.17	46.52	100	340	Average
5230	91.66	92.65	/	/	34.29	11.26	46.54	100	340	Peak
5230	85.81	86.8	/	/	34.29	11.26	46.54	100	340	Average
5350	51.57	52.42	74	-22.43	34.34	11.39	46.58	100	340	Peak
5350	46.57	47.42	54	-7.43	34.34	11.39	46.58	100	340	Average

ANTENNA POLARITY & TEST DISTANCE: VERTICAL AT 3 M										
FREQ. (MHz)	EMISSION LEVEL (dBuV/m)	READ LEVEL (dBuV)	LIMIT (dBuV/m)	MARGIN (dB)	ANTENNA FACTOR (dB /m)	CABLE LOSS (dB)	PREAMP FACTOR (dB)	ANTENNA HEIGHT (cm)	TABLE ANGLE (Degree)	REMARK
5150	51.52	52.45	74	-22.48	34.42	11.17	46.52	100	305	Peak
5150	46.92	47.85	54	-7.08	34.42	11.17	46.52	100	305	Average
5230	99.4	100.2	/	/	34.48	11.26	46.54	100	305	Peak
5230	93.15	93.95	/	/	34.48	11.26	46.54	100	305	Average
5350	52.53	53.14	74	-21.47	34.58	11.39	46.58	100	305	Peak
5350	47.87	48.48	54	-6.13	34.58	11.39	46.58	100	305	Average

**REMARKS:**

1. Emission Level = Read Level+ Antenna Factor + Cable Loss- Preamp Factor  
Margin value = Emission level – Limit value.
2. 5230MHz: Fundamental frequency.



802.11ax (80MHz) (RU996):

<b>CHANNEL</b>	TX Channel 42	<b>DETECTOR FUNCTION</b>	Peak (PK)
<b>FREQUENCY RANGE</b>	1GHz ~ 40GHz		Average (AV)

**ANTENNA POLARITY & TEST DISTANCE: HORIZONTAL AT 3 M**

FREQ. (MHz)	EMISSION LEVEL (dBuV/m)	READ LEVEL (dBuV)	LIMIT (dBuV/m)	MARGIN (dB)	ANTENNA FACTOR (dB /m)	CABLE LOSS (dB)	PREAMP FACTOR (dB)	ANTENNA HEIGHT (cm)	TABLE ANGLE (Degree)	REMARK
5150	50.92	52.01	74	-23.08	34.26	11.17	46.52	100	340	Peak
5150	47.98	49.07	54	-6.02	34.26	11.17	46.52	100	340	Average
5210	87.52	88.54	/	/	34.28	11.24	46.54	100	340	Peak
5210	82.69	83.71	/	/	34.28	11.24	46.54	100	340	Average
5350	51.56	52.41	74	-22.44	34.34	11.39	46.58	100	340	Peak
5350	46.51	47.36	54	-7.49	34.34	11.39	46.58	100	340	Average

**ANTENNA POLARITY & TEST DISTANCE: VERTICAL AT 3 M**

FREQ. (MHz)	EMISSION LEVEL (dBuV/m)	READ LEVEL (dBuV)	LIMIT (dBuV/m)	MARGIN (dB)	ANTENNA FACTOR (dB /m)	CABLE LOSS (dB)	PREAMP FACTOR (dB)	ANTENNA HEIGHT (cm)	TABLE ANGLE (Degree)	REMARK
5150	53.83	54.76	74	-20.17	34.42	11.17	46.52	100	305	Peak
5150	50.77	51.7	54	-3.23	34.42	11.17	46.52	100	305	Average
5210	95.3	96.13	/	/	34.47	11.24	46.54	100	305	Peak
5210	90.25	91.08	/	/	34.47	11.24	46.54	100	305	Average
5350	51.88	52.49	74	-22.12	34.58	11.39	46.58	100	305	Peak
5350	46.78	47.39	54	-7.22	34.58	11.39	46.58	100	305	Average

**REMARKS:**

- Emission Level = Read Level+ Antenna Factor + Cable Loss- Preamp Factor  
Margin value = Emission level – Limit value.
- 5210MHz: Fundamental frequency.



802.11ax (160MHz) (RU FULL):

CHANNEL	TX Channel 50	DETECTOR FUNCTION	Peak (PK)
FREQUENCY RANGE	1GHz ~ 40GHz		Average (AV)

ANTENNA POLARITY & TEST DISTANCE: HORIZONTAL AT 3 M

FREQ. (MHz)	EMISSION LEVEL (dBuV/m)	READ LEVEL (dBuV)	LIMIT (dBuV/m)	MARGIN (dB)	ANTENNA FACTOR (dB /m)	CABLE LOSS (dB)	PREAMP FACTOR (dB)	ANTENNA HEIGHT (cm)	TABLE ANGLE (Degree)	REMARK
5150	52.87	53.96	74	-21.13	34.26	11.17	46.52	100	340	Peak
5150	48.11	49.2	54	-5.89	34.26	11.17	46.52	100	340	Average
5250	85.68	86.65	/	/	34.3	11.28	46.55	100	340	Peak
5250	79.05	80.02	/	/	34.3	11.28	46.55	100	340	Average
5350	53.16	54.01	74	-20.84	34.34	11.39	46.58	100	340	Peak
5350	48.1	48.95	54	-5.9	34.34	11.39	46.58	100	340	Average

ANTENNA POLARITY & TEST DISTANCE: VERTICAL AT 3 M

FREQ. (MHz)	EMISSION LEVEL (dBuV/m)	READ LEVEL (dBuV)	LIMIT (dBuV/m)	MARGIN (dB)	ANTENNA FACTOR (dB /m)	CABLE LOSS (dB)	PREAMP FACTOR (dB)	ANTENNA HEIGHT (cm)	TABLE ANGLE (Degree)	REMARK
5150	54.43	55.36	74	-19.57	34.42	11.17	46.52	100	305	Peak
5150	50.63	51.56	54	-3.37	34.42	11.17	46.52	100	305	Average
5250	93.8	94.57	/	/	34.5	11.28	46.55	100	305	Peak
5250	87.3	88.07	/	/	34.5	11.28	46.55	100	305	Average
5350	54.1	54.71	74	-19.9	34.58	11.39	46.58	100	305	Peak
5350	50.65	51.26	54	-3.35	34.58	11.39	46.58	100	305	Average

REMARKS:

- Emission Level = Read Level+ Antenna Factor + Cable Loss- Preamp Factor  
Margin value = Emission level – Limit value.
- 5250MHz: Fundamental frequency.



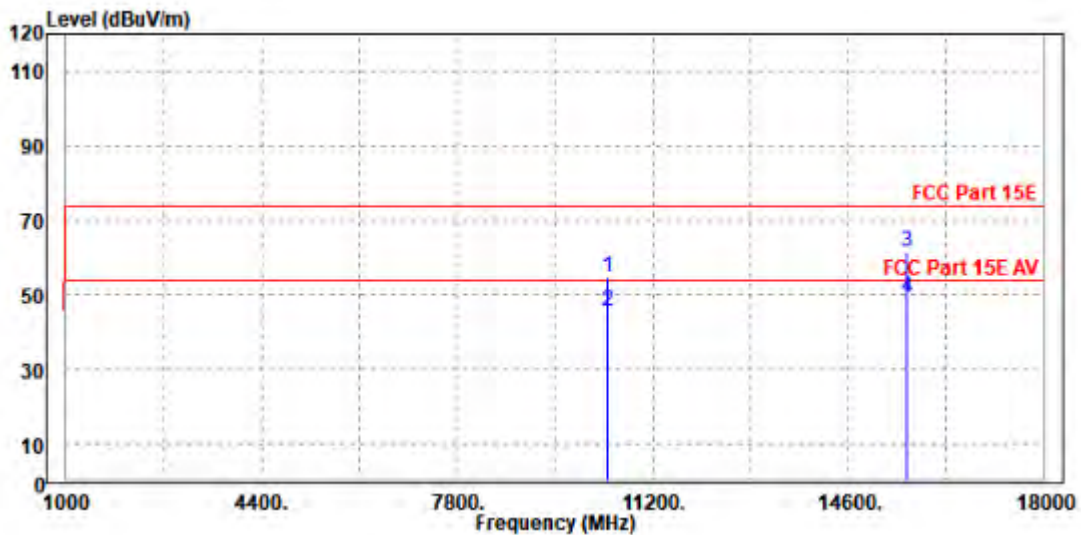
802.11ax (80MHz) (RU996):

Worst case harmonic:

<b>CHANNEL</b>	TX Channel 42	<b>DETECTOR FUNCTION</b>	Peak (PK)
<b>FREQUENCY RANGE</b>	1GHz ~ 40GHz		Average (AV)

**ANTENNA POLARITY & TEST DISTANCE: HORIZONTAL AT 3 M**

	Freq	Level	Read Level	Limit Line	Over Limit	Factor	Remark	Pol/Phase
	MHz	dBuV/m	dBuV	dBuV/m	dB	dB/m		
1	10418.000	54.91	46.74	74.00	-19.09	8.17	Peak	Horizontal
2	10418.000	45.63	37.46	54.00	-8.37	8.17	Average	Horizontal
3	PK15630.000	61.44	45.40	74.00	-12.56	16.04	Peak	Horizontal
4	PP15630.000	49.31	33.27	54.00	-4.69	16.04	Average	Horizontal

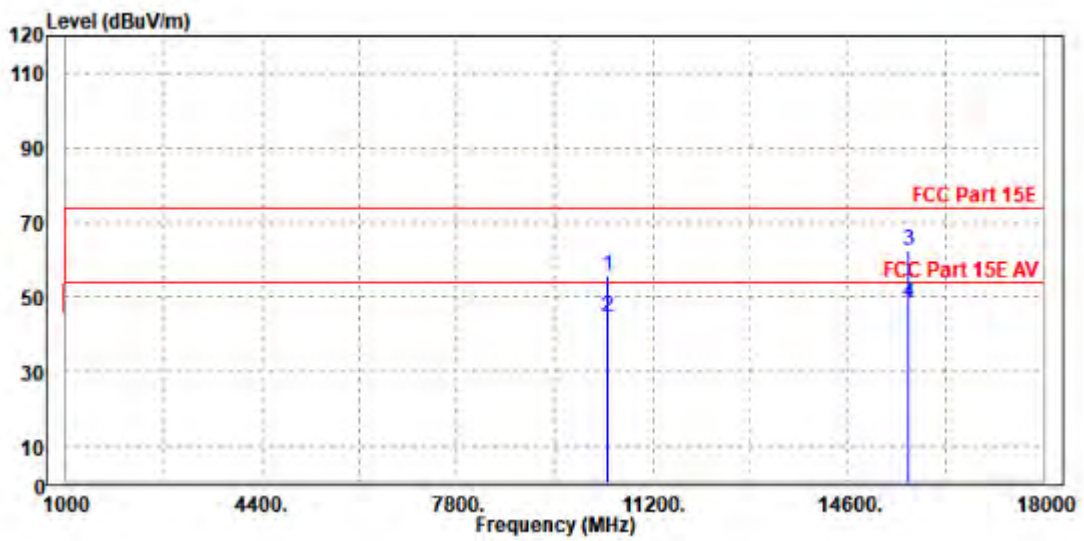






ANTENNA POLARITY & TEST DISTANCE: VERTICAL AT 3 M

	Freq	Level	Read Level	Limit Line	Over Limit	Factor	Remark	Pol/Phase
	MHz	dBuV/m	dBuV	dBuV/m	dB	dB/m		
1	10420.000	55.88	47.52	74.00	-18.12	8.36	Peak	Vertical
2	10420.000	44.75	36.39	54.00	-9.25	8.36	Average	Vertical
3	PK15637.000	62.58	46.29	74.00	-11.42	16.29	Peak	Vertical
4	PP15637.000	48.36	32.07	54.00	-5.64	16.29	Average	Vertical



REMARKS:

1. Emission Level = Read Level+ Antenna Factor + Cable Loss- Preamp Factor  
Margin value = Emission level – Limit value.
2. 5210MHz: Fundamental frequency.
3. For frequency above 18GHz, the emission was tested 20db below the limit so the data not recorded in the sheet.



**Band 2  
802.11a**

<b>CHANNEL</b>	TX Channel 52	<b>DETECTOR FUNCTION</b>	Peak (PK)
<b>FREQUENCY RANGE</b>	1GHz ~ 40GHz		Average (AV)

**ANTENNA POLARITY & TEST DISTANCE: HORIZONTAL AT 3 M**

FREQ. (MHz)	EMISSION LEVEL (dBuV/m)	READ LEVEL (dBuV)	LIMIT (dBuV/m)	MARGIN (dB)	ANTENNA FACTOR (dB /m)	CABLE LOSS (dB)	PREAMP FACTOR (dB)	ANTENNA HEIGHT (cm)	TABLE ANGLE (Degree)	REMARK
5150	52.05	53.14	74	-21.95	34.26	11.17	46.52	100	350	Peak
5150	46.78	47.87	54	-7.22	34.26	11.17	46.52	100	350	Average
5260	100.99	101.95	/	/	34.3	11.29	46.55	100	350	Peak
5260	94.28	95.24	/	/	34.3	11.29	46.55	100	350	Average
5350	52.44	53.29	74	-21.56	34.34	11.39	46.58	100	350	Peak
5350	46.85	47.7	54	-7.15	34.34	11.39	46.58	100	350	Average

**ANTENNA POLARITY & TEST DISTANCE: VERTICAL AT 3 M**

FREQ. (MHz)	EMISSION LEVEL (dBuV/m)	READ LEVEL (dBuV)	LIMIT (dBuV/m)	MARGIN (dB)	ANTENNA FACTOR (dB /m)	CABLE LOSS (dB)	PREAMP FACTOR (dB)	ANTENNA HEIGHT (cm)	TABLE ANGLE (Degree)	REMARK
5150	52.63	53.56	74	-21.37	34.42	11.17	46.52	100	300	Peak
5150	47.38	48.31	54	-6.62	34.42	11.17	46.52	100	300	Average
5260	109.11	109.86	/	/	34.51	11.29	46.55	100	300	Peak
5260	102.08	102.83	/	/	34.51	11.29	46.55	100	300	Average
5350	51.74	52.35	74	-22.26	34.58	11.39	46.58	100	300	Peak
5350	47.31	47.92	54	-6.69	34.58	11.39	46.58	100	300	Average

**REMARKS:**

- Emission Level = Read Level+ Antenna Factor + Cable Loss- Preamp Factor  
Margin value = Emission level – Limit value.
- 5260MHz: Fundamental frequency.



<b>CHANNEL</b>	TX Channel 60	<b>DETECTOR FUNCTION</b>	Peak (PK)
<b>FREQUENCY RANGE</b>	1GHz ~ 40GHz		Average (AV)

ANTENNA POLARITY & TEST DISTANCE: HORIZONTAL AT 3 M										
FREQ. (MHz)	EMISSION LEVEL (dBuV/m)	READ LEVEL (dBuV)	LIMIT (dBuV/m)	MARGIN (dB)	ANTENNA FACTOR (dB /m)	CABLE LOSS (dB)	PREAMP FACTOR (dB)	ANTENNA HEIGHT (cm)	TABLE ANGLE (Degree)	REMARK
5150	53.03	54.12	74	-20.97	34.26	11.17	46.52	100	355	Peak
5150	47.73	48.82	54	-6.27	34.26	11.17	46.52	100	355	Average
5300	100.3	101.2	/	/	34.32	11.34	46.56	100	355	Peak
5300	94.38	95.28	/	/	34.32	11.34	46.56	100	355	Average
5350	52.36	53.21	74	-21.64	34.34	11.39	46.58	100	355	Peak
5350	47.23	48.08	54	-6.77	34.34	11.39	46.58	100	355	Average

ANTENNA POLARITY & TEST DISTANCE: VERTICAL AT 3 M										
FREQ. (MHz)	EMISSION LEVEL (dBuV/m)	READ LEVEL (dBuV)	LIMIT (dBuV/m)	MARGIN (dB)	ANTENNA FACTOR (dB /m)	CABLE LOSS (dB)	PREAMP FACTOR (dB)	ANTENNA HEIGHT (cm)	TABLE ANGLE (Degree)	REMARK
5150	52.87	53.8	74	-21.13	34.42	11.17	46.52	100	265	Peak
5150	46.9	47.83	54	-7.1	34.42	11.17	46.52	100	265	Average
5300	107.02	107.7	/	/	34.54	11.34	46.56	100	265	Peak
5300	101.3	101.98	/	/	34.54	11.34	46.56	100	265	Average
5350	54.43	55.04	74	-19.57	34.58	11.39	46.58	100	265	Peak
5350	47.48	48.09	54	-6.52	34.58	11.39	46.58	100	265	Average

**REMARKS:**

1. Emission Level = Read Level+ Antenna Factor + Cable Loss- Preamp Factor  
Margin value = Emission level – Limit value.
2. 5300MHz: Fundamental frequency.



<b>CHANNEL</b>	TX Channel 64	<b>DETECTOR FUNCTION</b>	Peak (PK)
<b>FREQUENCY RANGE</b>	1GHz ~ 40GHz		Average (AV)

<b>ANTENNA POLARITY &amp; TEST DISTANCE: HORIZONTAL AT 3 M</b>										
FREQ. (MHz)	EMISSION LEVEL (dBuV/m)	READ LEVEL (dBuV)	LIMIT (dBuV/m)	MARGIN (dB)	ANTENNA FACTOR (dB /m)	CABLE LOSS (dB)	PREAMP FACTOR (dB)	ANTENNA HEIGHT (cm)	TABLE ANGLE (Degree)	REMARK
5150	52.08	53.17	74	-21.92	34.26	11.17	46.52	100	355	Peak
5150	46.43	47.52	54	-7.57	34.26	11.17	46.52	100	355	Average
5320	99.28	100.16	/	/	34.33	11.36	46.57	100	355	Peak
5320	92.43	93.31	/	/	34.33	11.36	46.57	100	355	Average
5350	52.77	53.62	74	-21.23	34.34	11.39	46.58	100	355	Peak
5350	46.51	47.36	54	-7.49	34.34	11.39	46.58	100	355	Average

<b>ANTENNA POLARITY &amp; TEST DISTANCE: VERTICAL AT 3 M</b>										
FREQ. (MHz)	EMISSION LEVEL (dBuV/m)	READ LEVEL (dBuV)	LIMIT (dBuV/m)	MARGIN (dB)	ANTENNA FACTOR (dB /m)	CABLE LOSS (dB)	PREAMP FACTOR (dB)	ANTENNA HEIGHT (cm)	TABLE ANGLE (Degree)	REMARK
5150	52.33	53.26	74	-21.67	34.42	11.17	46.52	100	265	Peak
5150	46.9	47.83	54	-7.1	34.42	11.17	46.52	100	265	Average
5320	108.08	108.73	/	/	34.56	11.36	46.57	100	265	Peak
5320	101.03	101.68	/	/	34.56	11.36	46.57	100	265	Average
5350	55.13	55.74	74	-18.87	34.58	11.39	46.58	100	265	Peak
5350	49.56	50.17	54	-4.44	34.58	11.39	46.58	100	265	Average

**REMARKS:**

1. Emission Level = Read Level+ Antenna Factor + Cable Loss- Preamp Factor  
Margin value = Emission level – Limit value.
2. 5320MHz: Fundamental frequency.



802.11n (20MHz)

CHANNEL	TX Channel 52	DETECTOR FUNCTION	Peak (PK)
FREQUENCY RANGE	1GHz ~ 40GHz		Average (AV)

ANTENNA POLARITY & TEST DISTANCE: HORIZONTAL AT 3 M										
FREQ. (MHz)	EMISSION LEVEL (dBuV/m)	READ LEVEL (dBuV)	LIMIT (dBuV/m)	MARGIN (dB)	ANTENNA FACTOR (dB /m)	CABLE LOSS (dB)	PREAMP FACTOR (dB)	ANTENNA HEIGHT (cm)	TABLE ANGLE (Degree)	REMARK
5150	53.21	54.3	74	-20.79	34.26	11.17	46.52	100	355	Peak
5150	46.99	48.08	54	-7.01	34.26	11.17	46.52	100	355	Average
5260	96.93	97.89	/	/	34.3	11.29	46.55	100	355	Peak
5260	90.93	91.89	/	/	34.3	11.29	46.55	100	355	Average
5350	52.48	53.33	74	-21.52	34.34	11.39	46.58	100	355	Peak
5350	46.8	47.65	54	-7.2	34.34	11.39	46.58	100	355	Average

ANTENNA POLARITY & TEST DISTANCE: VERTICAL AT 3 M										
FREQ. (MHz)	EMISSION LEVEL (dBuV/m)	READ LEVEL (dBuV)	LIMIT (dBuV/m)	MARGIN (dB)	ANTENNA FACTOR (dB /m)	CABLE LOSS (dB)	PREAMP FACTOR (dB)	ANTENNA HEIGHT (cm)	TABLE ANGLE (Degree)	REMARK
5150	52.91	53.84	74	-21.09	34.42	11.17	46.52	100	295	Peak
5150	47.12	48.05	54	-6.88	34.42	11.17	46.52	100	295	Average
5260	106.36	107.11	/	/	34.51	11.29	46.55	100	295	Peak
5260	98.91	99.66	/	/	34.51	11.29	46.55	100	295	Average
5350	52.2	52.81	74	-21.8	34.58	11.39	46.58	100	295	Peak
5350	47.24	47.85	54	-6.76	34.58	11.39	46.58	100	295	Average

REMARKS:

- Emission Level = Read Level+ Antenna Factor + Cable Loss- Preamp Factor  
Margin value = Emission level – Limit value.
- 5260MHz: Fundamental frequency.



<b>CHANNEL</b>	TX Channel 60	<b>DETECTOR FUNCTION</b>	Peak (PK)
<b>FREQUENCY RANGE</b>	1GHz ~ 40GHz		Average (AV)

**ANTENNA POLARITY & TEST DISTANCE: HORIZONTAL AT 3 M**

FREQ. (MHz)	EMISSION LEVEL (dBuV/m)	READ LEVEL (dBuV)	LIMIT (dBuV/m)	MARGIN (dB)	ANTENNA FACTOR (dB /m)	CABLE LOSS (dB)	PREAMP FACTOR (dB)	ANTENNA HEIGHT (cm)	TABLE ANGLE (Degree)	REMARK
5150	51.94	53.03	74	-22.06	34.26	11.17	46.52	100	355	Peak
5150	47.22	48.31	54	-6.78	34.26	11.17	46.52	100	355	Average
5300	100.24	101.14	/	/	34.32	11.34	46.56	100	355	Peak
5300	93.92	94.82	/	/	34.32	11.34	46.56	100	355	Average
5350	51.91	52.76	74	-22.09	34.34	11.39	46.58	100	355	Peak
5350	46.96	47.81	54	-7.04	34.34	11.39	46.58	100	355	Average

**ANTENNA POLARITY & TEST DISTANCE: VERTICAL AT 3 M**

FREQ. (MHz)	EMISSION LEVEL (dBuV/m)	READ LEVEL (dBuV)	LIMIT (dBuV/m)	MARGIN (dB)	ANTENNA FACTOR (dB /m)	CABLE LOSS (dB)	PREAMP FACTOR (dB)	ANTENNA HEIGHT (cm)	TABLE ANGLE (Degree)	REMARK
5150	53.01	53.94	74	-20.99	34.42	11.17	46.52	100	265	Peak
5150	47.41	48.34	54	-6.59	34.42	11.17	46.52	100	265	Average
5300	107.3	107.98	/	/	34.54	11.34	46.56	100	265	Peak
5300	100.76	101.44	/	/	34.54	11.34	46.56	100	265	Average
5350	52.25	52.86	74	-21.75	34.58	11.39	46.58	100	265	Peak
5350	47.52	48.13	54	-6.48	34.58	11.39	46.58	100	265	Average

**REMARKS:**

- Emission Level = Read Level+ Antenna Factor + Cable Loss- Preamp Factor  
Margin value = Emission level – Limit value.
- 5300MHz: Fundamental frequency.



<b>CHANNEL</b>	TX Channel 64	<b>DETECTOR FUNCTION</b>	Peak (PK)
<b>FREQUENCY RANGE</b>	1GHz ~ 40GHz		Average (AV)

ANTENNA POLARITY & TEST DISTANCE: HORIZONTAL AT 3 M										
FREQ. (MHz)	EMISSION LEVEL (dBuV/m)	READ LEVEL (dBuV)	LIMIT (dBuV/m)	MARGIN (dB)	ANTENNA FACTOR (dB /m)	CABLE LOSS (dB)	PREAMP FACTOR (dB)	ANTENNA HEIGHT (cm)	TABLE ANGLE (Degree)	REMARK
5150	52.16	53.25	74	-21.84	34.26	11.17	46.52	100	355	Peak
5150	46.83	47.92	54	-7.17	34.26	11.17	46.52	100	355	Average
5320	98.55	99.43	/	/	34.33	11.36	46.57	100	355	Peak
5320	92.28	93.16	/	/	34.33	11.36	46.57	100	355	Average
5350	52.79	53.64	74	-21.21	34.34	11.39	46.58	100	355	Peak
5350	47.67	48.52	54	-6.33	34.34	11.39	46.58	100	355	Average

ANTENNA POLARITY & TEST DISTANCE: VERTICAL AT 3 M										
FREQ. (MHz)	EMISSION LEVEL (dBuV/m)	READ LEVEL (dBuV)	LIMIT (dBuV/m)	MARGIN (dB)	ANTENNA FACTOR (dB /m)	CABLE LOSS (dB)	PREAMP FACTOR (dB)	ANTENNA HEIGHT (cm)	TABLE ANGLE (Degree)	REMARK
5150	53.44	54.37	74	-20.56	34.42	11.17	46.52	100	265	Peak
5150	46.89	47.82	54	-7.11	34.42	11.17	46.52	100	265	Average
5320	106.57	107.22	/	/	34.56	11.36	46.57	100	265	Peak
5320	100.21	100.86	/	/	34.56	11.36	46.57	100	265	Average
5350	53.9	54.51	74	-20.1	34.58	11.39	46.58	100	265	Peak
5350	49.18	49.79	54	-4.82	34.58	11.39	46.58	100	265	Average

**REMARKS:**

1. Emission Level = Read Level+ Antenna Factor + Cable Loss- Preamp Factor  
Margin value = Emission level – Limit value.
2. 5320MHz: Fundamental frequency.



802.11n (40MHz)

<b>CHANNEL</b>	TX Channel 54	<b>DETECTOR FUNCTION</b>	Peak (PK)
<b>FREQUENCY RANGE</b>	1GHz ~ 40GHz		Average (AV)

ANTENNA POLARITY & TEST DISTANCE: HORIZONTAL AT 3 M										
FREQ. (MHz)	EMISSION LEVEL (dBuV/m)	READ LEVEL (dBuV)	LIMIT (dBuV/m)	MARGIN (dB)	ANTENNA FACTOR (dB /m)	CABLE LOSS (dB)	PREAMP FACTOR (dB)	ANTENNA HEIGHT (cm)	TABLE ANGLE (Degree)	REMARK
5150	52.21	53.3	74	-21.79	34.26	11.17	46.52	100	350	Peak
5150	46.77	47.86	54	-7.23	34.26	11.17	46.52	100	350	Average
5270	95.18	96.13	/	/	34.31	11.3	46.56	100	350	Peak
5270	89.88	90.83	/	/	34.31	11.3	46.56	100	350	Average
5350	52.64	53.49	74	-21.36	34.34	11.39	46.58	100	350	Peak
5350	46.95	47.8	54	-7.05	34.34	11.39	46.58	100	350	Average

ANTENNA POLARITY & TEST DISTANCE: VERTICAL AT 3 M										
FREQ. (MHz)	EMISSION LEVEL (dBuV/m)	READ LEVEL (dBuV)	LIMIT (dBuV/m)	MARGIN (dB)	ANTENNA FACTOR (dB /m)	CABLE LOSS (dB)	PREAMP FACTOR (dB)	ANTENNA HEIGHT (cm)	TABLE ANGLE (Degree)	REMARK
5150	53.01	53.94	74	-20.99	34.42	11.17	46.52	100	265	Peak
5150	47.38	48.31	54	-6.62	34.42	11.17	46.52	100	265	Average
5270	101.92	102.66	/	/	34.52	11.3	46.56	100	265	Peak
5270	96.34	97.08	/	/	34.52	11.3	46.56	100	265	Average
5350	52.73	53.34	74	-21.27	34.58	11.39	46.58	100	265	Peak
5350	47.54	48.15	54	-6.46	34.58	11.39	46.58	100	265	Average

REMARKS:

- Emission Level = Read Level+ Antenna Factor + Cable Loss- Preamp Factor  
Margin value = Emission level – Limit value.
- 5270MHz: Fundamental frequency.





<b>CHANNEL</b>	TX Channel 62	<b>DETECTOR FUNCTION</b>	Peak (PK)
<b>FREQUENCY RANGE</b>	1GHz ~ 40GHz		Average (AV)

ANTENNA POLARITY & TEST DISTANCE: HORIZONTAL AT 3 M										
FREQ. (MHz)	EMISSION LEVEL (dBuV/m)	READ LEVEL (dBuV)	LIMIT (dBuV/m)	MARGIN (dB)	ANTENNA FACTOR (dB /m)	CABLE LOSS (dB)	PREAMP FACTOR (dB)	ANTENNA HEIGHT (cm)	TABLE ANGLE (Degree)	REMARK
5150	52.53	53.62	74	-21.47	34.26	11.17	46.52	100	355	Peak
5150	47.43	48.52	54	-6.57	34.26	11.17	46.52	100	355	Average
5310	93.93	94.83	/	/	34.32	11.35	46.57	100	355	Peak
5310	89.55	90.45	/	/	34.32	11.35	46.57	100	355	Average
5350	53.55	54.4	74	-20.45	34.34	11.39	46.58	100	355	Peak
5350	48.27	49.12	54	-5.73	34.34	11.39	46.58	100	355	Average

ANTENNA POLARITY & TEST DISTANCE: VERTICAL AT 3 M										
FREQ. (MHz)	EMISSION LEVEL (dBuV/m)	READ LEVEL (dBuV)	LIMIT (dBuV/m)	MARGIN (dB)	ANTENNA FACTOR (dB /m)	CABLE LOSS (dB)	PREAMP FACTOR (dB)	ANTENNA HEIGHT (cm)	TABLE ANGLE (Degree)	REMARK
5150	52.43	53.36	74	-21.57	34.42	11.17	46.52	100	265	Peak
5150	47.03	47.96	54	-6.97	34.42	11.17	46.52	100	265	Average
5310	99.96	100.63	/	/	34.55	11.35	46.57	100	265	Peak
5310	95.63	96.3	/	/	34.55	11.35	46.57	100	265	Average
5350	54.27	54.88	74	-19.73	34.58	11.39	46.58	100	265	Peak
5350	50.72	51.33	54	-3.28	34.58	11.39	46.58	100	265	Average

**REMARKS:**

- Emission Level = Read Level+ Antenna Factor + Cable Loss- Preamp Factor  
Margin value = Emission level – Limit value.
- 5310MHz: Fundamental frequency.



802.11ax (20MHz)

CHANNEL	TX Channel 52	DETECTOR FUNCTION	Peak (PK)
FREQUENCY RANGE	1GHz ~ 40GHz		Average (AV)

ANTENNA POLARITY & TEST DISTANCE: HORIZONTAL AT 3 M

FREQ. (MHz)	EMISSION LEVEL (dBuV/m)	READ LEVEL (dBuV)	LIMIT (dBuV/m)	MARGIN (dB)	ANTENNA FACTOR (dB /m)	CABLE LOSS (dB)	PREAMP FACTOR (dB)	ANTENNA HEIGHT (cm)	TABLE ANGLE (Degree)	REMARK
5150	52.5	53.59	74	-21.5	34.26	11.17	46.52	100	350	Peak
5150	46.83	47.92	54	-7.17	34.26	11.17	46.52	100	350	Average
5260	100.94	101.9	/	/	34.3	11.29	46.55	100	350	Peak
5260	92.63	93.59	/	/	34.3	11.29	46.55	100	350	Average
5350	53.97	54.82	74	-20.03	34.34	11.39	46.58	100	350	Peak
5350	46.56	47.41	54	-7.44	34.34	11.39	46.58	100	350	Average

ANTENNA POLARITY & TEST DISTANCE: VERTICAL AT 3 M

FREQ. (MHz)	EMISSION LEVEL (dBuV/m)	READ LEVEL (dBuV)	LIMIT (dBuV/m)	MARGIN (dB)	ANTENNA FACTOR (dB /m)	CABLE LOSS (dB)	PREAMP FACTOR (dB)	ANTENNA HEIGHT (cm)	TABLE ANGLE (Degree)	REMARK
5150	52.35	53.28	74	-21.65	34.42	11.17	46.52	100	260	Peak
5150	47.28	48.21	54	-6.72	34.42	11.17	46.52	100	260	Average
5260	108.37	109.12	/	/	34.51	11.29	46.55	100	260	Peak
5260	100.37	101.12	/	/	34.51	11.29	46.55	100	260	Average
5350	52.89	53.5	74	-21.11	34.58	11.39	46.58	100	260	Peak
5350	47.08	47.69	54	-6.92	34.58	11.39	46.58	100	260	Average

REMARKS:

- Emission Level = Read Level+ Antenna Factor + Cable Loss- Preamp Factor  
Margin value = Emission level – Limit value.
- 5260MHz: Fundamental frequency.



<b>CHANNEL</b>	TX Channel 60	<b>DETECTOR FUNCTION</b>	Peak (PK)
<b>FREQUENCY RANGE</b>	1GHz ~ 40GHz		Average (AV)

**ANTENNA POLARITY & TEST DISTANCE: HORIZONTAL AT 3 M**

FREQ. (MHz)	EMISSION LEVEL (dBuV/m)	READ LEVEL (dBuV)	LIMIT (dBuV/m)	MARGIN (dB)	ANTENNA FACTOR (dB /m)	CABLE LOSS (dB)	PREAMP FACTOR (dB)	ANTENNA HEIGHT (cm)	TABLE ANGLE (Degree)	REMARK
5150	51.81	52.9	74	-22.19	34.26	11.17	46.52	100	350	Peak
5150	46.64	47.73	54	-7.36	34.26	11.17	46.52	100	350	Average
5300	100.47	101.37	/	/	34.32	11.34	46.56	100	350	Peak
5300	92.61	93.51	/	/	34.32	11.34	46.56	100	350	Average
5350	52.8	53.65	74	-21.2	34.34	11.39	46.58	100	350	Peak
5350	47.42	48.27	54	-6.58	34.34	11.39	46.58	100	350	Average

**ANTENNA POLARITY & TEST DISTANCE: VERTICAL AT 3 M**

FREQ. (MHz)	EMISSION LEVEL (dBuV/m)	READ LEVEL (dBuV)	LIMIT (dBuV/m)	MARGIN (dB)	ANTENNA FACTOR (dB /m)	CABLE LOSS (dB)	PREAMP FACTOR (dB)	ANTENNA HEIGHT (cm)	TABLE ANGLE (Degree)	REMARK
5150	52.32	53.25	74	-21.68	34.42	11.17	46.52	100	260	Peak
5150	47.73	48.66	54	-6.27	34.42	11.17	46.52	100	260	Average
5300	109.56	110.24	/	/	34.54	11.34	46.56	100	260	Peak
5300	101.1	101.78	/	/	34.54	11.34	46.56	100	260	Average
5350	53.55	54.16	74	-20.45	34.58	11.39	46.58	100	260	Peak
5350	47.9	48.51	54	-6.1	34.58	11.39	46.58	100	260	Average

**REMARKS:**

- Emission Level = Read Level+ Antenna Factor + Cable Loss- Preamp Factor  
Margin value = Emission level – Limit value.
- 5300MHz: Fundamental frequency.



<b>CHANNEL</b>	TX Channel 64	<b>DETECTOR FUNCTION</b>	Peak (PK)
<b>FREQUENCY RANGE</b>	1GHz ~ 40GHz		Average (AV)

ANTENNA POLARITY & TEST DISTANCE: HORIZONTAL AT 3 M										
FREQ. (MHz)	EMISSION LEVEL (dBuV/m)	READ LEVEL (dBuV)	LIMIT (dBuV/m)	MARGIN (dB)	ANTENNA FACTOR (dB /m)	CABLE LOSS (dB)	PREAMP FACTOR (dB)	ANTENNA HEIGHT (cm)	TABLE ANGLE (Degree)	REMARK
5150	51.99	53.08	74	-22.01	34.26	11.17	46.52	100	355	Peak
5150	47.18	48.27	54	-6.82	34.26	11.17	46.52	100	355	Average
5320	98.69	99.57	/	/	34.33	11.36	46.57	100	355	Peak
5320	91.36	92.24	/	/	34.33	11.36	46.57	100	355	Average
5350	53.52	54.37	74	-20.48	34.34	11.39	46.58	100	355	Peak
5350	47.69	48.54	54	-6.31	34.34	11.39	46.58	100	355	Average
ANTENNA POLARITY & TEST DISTANCE: VERTICAL AT 3 M										
FREQ. (MHz)	EMISSION LEVEL (dBuV/m)	READ LEVEL (dBuV)	LIMIT (dBuV/m)	MARGIN (dB)	ANTENNA FACTOR (dB /m)	CABLE LOSS (dB)	PREAMP FACTOR (dB)	ANTENNA HEIGHT (cm)	TABLE ANGLE (Degree)	REMARK
5150	52.29	53.22	74	-21.71	34.42	11.17	46.52	100	260	Peak
5150	47.59	48.52	54	-6.41	34.42	11.17	46.52	100	260	Average
5320	108.78	109.43	/	/	34.56	11.36	46.57	100	260	Peak
5320	101.07	101.72	/	/	34.56	11.36	46.57	100	260	Average
5350	53.66	54.27	74	-20.34	34.58	11.39	46.58	100	260	Peak
5350	49.64	50.25	54	-4.36	34.58	11.39	46.58	100	260	Average

**REMARKS:**

1. Emission Level = Read Level+ Antenna Factor + Cable Loss- Preamp Factor  
Margin value = Emission level – Limit value.
2. 5320MHz: Fundamental frequency.



802.11ax (40MHz)

CHANNEL	TX Channel 54	DETECTOR FUNCTION	Peak (PK)
FREQUENCY RANGE	1GHz ~ 40GHz		Average (AV)

ANTENNA POLARITY & TEST DISTANCE: HORIZONTAL AT 3 M										
FREQ. (MHz)	EMISSION LEVEL (dBuV/m)	READ LEVEL (dBuV)	LIMIT (dBuV/m)	MARGIN (dB)	ANTENNA FACTOR (dB /m)	CABLE LOSS (dB)	PREAMP FACTOR (dB)	ANTENNA HEIGHT (cm)	TABLE ANGLE (Degree)	REMARK
5150	51.56	52.65	74	-22.44	34.26	11.17	46.52	100	355	Peak
5150	46.89	47.98	54	-7.11	34.26	11.17	46.52	100	355	Average
5270	96.65	97.6	/	/	34.31	11.3	46.56	100	355	Peak
5270	88.59	89.54	/	/	34.31	11.3	46.56	100	355	Average
5350	51.77	52.62	74	-22.23	34.34	11.39	46.58	100	355	Peak
5350	47.12	47.97	54	-6.88	34.34	11.39	46.58	100	355	Average

ANTENNA POLARITY & TEST DISTANCE: VERTICAL AT 3 M										
FREQ. (MHz)	EMISSION LEVEL (dBuV/m)	READ LEVEL (dBuV)	LIMIT (dBuV/m)	MARGIN (dB)	ANTENNA FACTOR (dB /m)	CABLE LOSS (dB)	PREAMP FACTOR (dB)	ANTENNA HEIGHT (cm)	TABLE ANGLE (Degree)	REMARK
5150	52.26	53.19	74	-21.74	34.42	11.17	46.52	100	260	Peak
5150	47.39	48.32	54	-6.61	34.42	11.17	46.52	100	260	Average
5270	103.17	103.91	/	/	34.52	11.3	46.56	100	260	Peak
5270	96.77	97.51	/	/	34.52	11.3	46.56	100	260	Average
5350	52.04	52.65	74	-21.96	34.58	11.39	46.58	100	260	Peak
5350	46.97	47.58	54	-7.03	34.58	11.39	46.58	100	260	Average

REMARKS:

- Emission Level = Read Level+ Antenna Factor + Cable Loss- Preamp Factor  
Margin value = Emission level – Limit value.
- 5270MHz: Fundamental frequency.



<b>CHANNEL</b>	TX Channel 62	<b>DETECTOR FUNCTION</b>	Peak (PK)
<b>FREQUENCY RANGE</b>	1GHz ~ 40GHz		Average (AV)

ANTENNA POLARITY & TEST DISTANCE: HORIZONTAL AT 3 M										
FREQ. (MHz)	EMISSION LEVEL (dBuV/m)	READ LEVEL (dBuV)	LIMIT (dBuV/m)	MARGIN (dB)	ANTENNA FACTOR (dB /m)	CABLE LOSS (dB)	PREAMP FACTOR (dB)	ANTENNA HEIGHT (cm)	TABLE ANGLE (Degree)	REMARK
5150	51.89	52.98	74	-22.11	34.26	11.17	46.52	100	350	Peak
5150	46.87	47.96	54	-7.13	34.26	11.17	46.52	100	350	Average
5310	94.36	95.26	/	/	34.32	11.35	46.57	100	350	Peak
5310	87.83	88.73	/	/	34.32	11.35	46.57	100	350	Average
5350	52.61	53.46	74	-21.39	34.34	11.39	46.58	100	350	Peak
5350	46.87	47.72	54	-7.13	34.34	11.39	46.58	100	350	Average

ANTENNA POLARITY & TEST DISTANCE: VERTICAL AT 3 M										
FREQ. (MHz)	EMISSION LEVEL (dBuV/m)	READ LEVEL (dBuV)	LIMIT (dBuV/m)	MARGIN (dB)	ANTENNA FACTOR (dB /m)	CABLE LOSS (dB)	PREAMP FACTOR (dB)	ANTENNA HEIGHT (cm)	TABLE ANGLE (Degree)	REMARK
5150	51.75	52.68	74	-22.25	34.42	11.17	46.52	100	260	Peak
5150	46.92	47.85	54	-7.08	34.42	11.17	46.52	100	260	Average
5310	102.23	102.9	/	/	34.55	11.35	46.57	100	260	Peak
5310	96.35	97.02	/	/	34.55	11.35	46.57	100	260	Average
5350	54.71	55.32	74	-19.29	34.58	11.39	46.58	100	260	Peak
5350	50.82	51.43	54	-3.18	34.58	11.39	46.58	100	260	Average

**REMARKS:**

1. Emission Level = Read Level+ Antenna Factor + Cable Loss- Preamp Factor  
Margin value = Emission level – Limit value.
2. 5310MHz: Fundamental frequency.



802.11ax (80MHz)

CHANNEL	TX Channel 58	DETECTOR FUNCTION	Peak (PK)
FREQUENCY RANGE	1GHz ~ 40GHz		Average (AV)

ANTENNA POLARITY & TEST DISTANCE: HORIZONTAL AT 3 M

FREQ. (MHz)	EMISSION LEVEL (dBuV/m)	READ LEVEL (dBuV)	LIMIT (dBuV/m)	MARGIN (dB)	ANTENNA FACTOR (dB /m)	CABLE LOSS (dB)	PREAMP FACTOR (dB)	ANTENNA HEIGHT (cm)	TABLE ANGLE (Degree)	REMARK
5150	51.37	52.46	74	-22.63	34.26	11.17	46.52	100	350	Peak
5150	46.47	47.56	54	-7.53	34.26	11.17	46.52	100	350	Average
5290	91.95	92.87	/	/	34.32	11.32	46.56	100	350	Peak
5290	85.65	86.57	/	/	34.32	11.32	46.56	100	350	Average
5350	52.8	53.65	74	-21.2	34.34	11.39	46.58	100	350	Peak
5350	47.5	48.35	54	-6.5	34.34	11.39	46.58	100	350	Average

ANTENNA POLARITY & TEST DISTANCE: VERTICAL AT 3 M

FREQ. (MHz)	EMISSION LEVEL (dBuV/m)	READ LEVEL (dBuV)	LIMIT (dBuV/m)	MARGIN (dB)	ANTENNA FACTOR (dB /m)	CABLE LOSS (dB)	PREAMP FACTOR (dB)	ANTENNA HEIGHT (cm)	TABLE ANGLE (Degree)	REMARK
5150	51.68	52.61	74	-22.32	34.42	11.17	46.52	100	260	Peak
5150	47.03	47.96	54	-6.97	34.42	11.17	46.52	100	260	Average
5290	99.06	99.77	/	/	34.53	11.32	46.56	100	260	Peak
5290	91.95	92.66	/	/	34.53	11.32	46.56	100	260	Average
5350	54.76	55.37	74	-19.24	34.58	11.39	46.58	100	260	Peak
5350	50.57	51.18	54	-3.43	34.58	11.39	46.58	100	260	Average

REMARKS:

- Emission Level = Read Level+ Antenna Factor + Cable Loss- Preamp Factor  
Margin value = Emission level – Limit value.
- 5290MHz: Fundamental frequency.



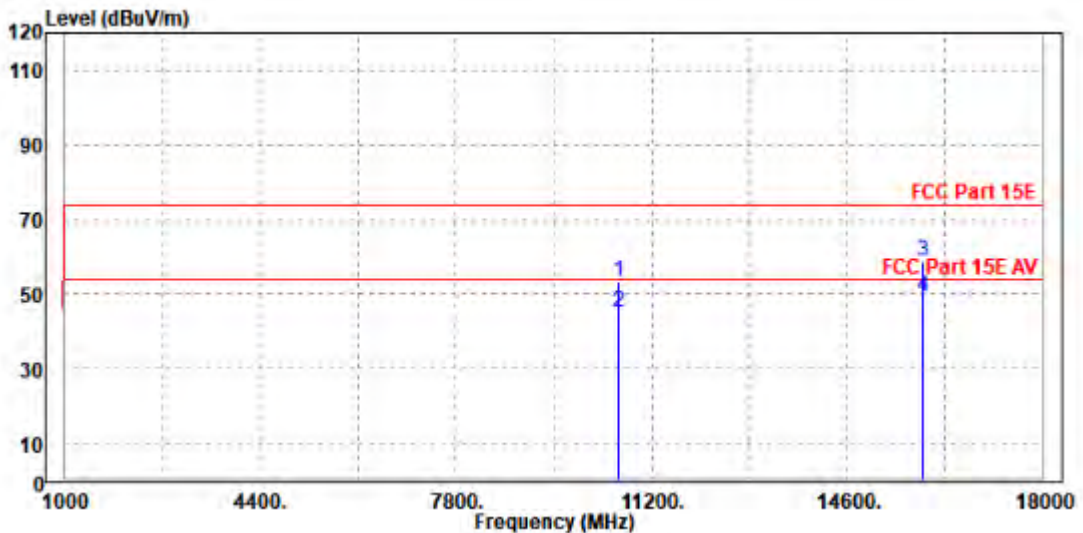
802.11ax (40MHz)

Worst case harmonic:

<b>CHANNEL</b>	TX Channel 62	<b>DETECTOR FUNCTION</b>	Peak (PK)
<b>FREQUENCY RANGE</b>	1GHz ~ 40GHz		Average (AV)

**ANTENNA POLARITY & TEST DISTANCE: HORIZONTAL AT 3 M**

	Freq	Level	Read Level	Limit Line	Over Limit	Factor	Remark	Pol/Phase
	MHz	dBuV/m	dBuV	dBuV/m	dB	dB/m		
1	10622.000	53.47	45.26	74.00	-20.53	8.21	Peak	Horizontal
2	10622.000	45.06	36.85	54.00	-8.94	8.21	Average	Horizontal
3	PK15930.000	58.80	42.48	74.00	-15.20	16.32	Peak	Horizontal
4	PP15930.000	49.17	32.85	54.00	-4.83	16.32	Average	Horizontal

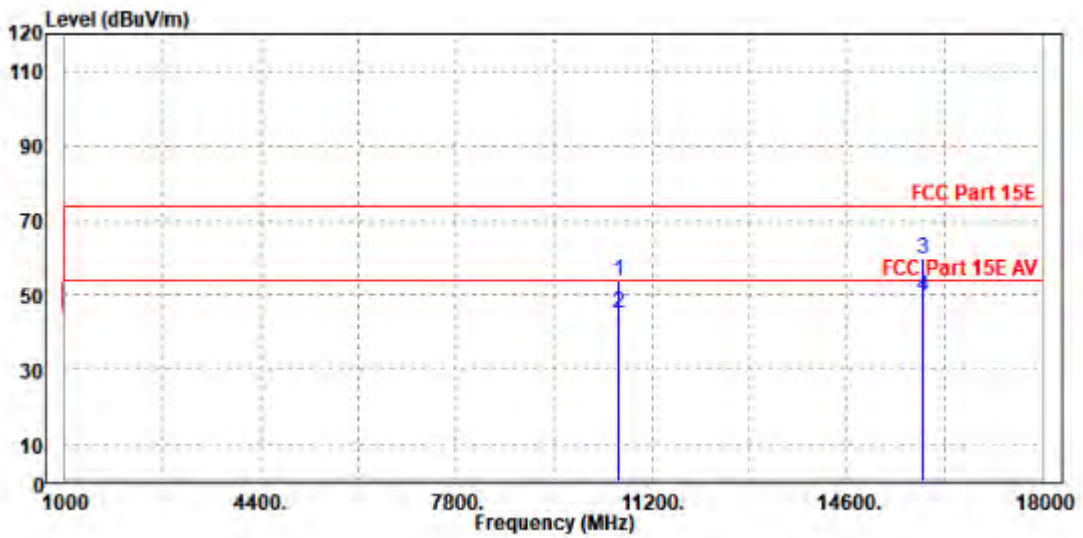






ANTENNA POLARITY & TEST DISTANCE: VERTICAL AT 3 M

	Freq	Level	Read Level	Limit Line	Over Limit	Factor	Remark	Pol/Phase
	MHz	dBuV/m	dBuV	dBuV/m	dB	dB/m		
1	10620.000	53.83	45.42	74.00	-20.17	8.41	Peak	Vertical
2	10620.000	45.19	36.78	54.00	-8.81	8.41	Average	Vertical
3	PK15926.000	59.91	43.06	74.00	-14.09	16.85	Peak	Vertical
4	PP15926.000	49.79	32.94	54.00	-4.21	16.85	Average	Vertical



REMARKS:

1. Emission Level = Read Level+ Antenna Factor + Cable Loss- Preamp Factor  
Margin value = Emission level – Limit value.
2. 5310MHz: Fundamental frequency.
3. For frequency above 18GHz, the emission was tested 20db below the limit so the data not recorded in the sheet.



5G WIFI-RU

802.11ax (20MHz) (RU26):

CHANNEL	TX Channel 52	DETECTOR FUNCTION	Peak (PK)
FREQUENCY RANGE	1GHz ~ 40GHz		Average (AV)

ANTENNA POLARITY & TEST DISTANCE: HORIZONTAL AT 3 M

FREQ. (MHz)	EMISSION LEVEL (dBuV/m)	READ LEVEL (dBuV)	LIMIT (dBuV/m)	MARGIN (dB)	ANTENNA FACTOR (dB /m)	CABLE LOSS (dB)	PREAMP FACTOR (dB)	ANTENNA HEIGHT (cm)	TABLE ANGLE (Degree)	REMARK
5150	53.77	54.86	74	-20.23	34.26	11.17	46.52	100	360	Peak
5150	46.94	48.03	54	-7.06	34.26	11.17	46.52	100	360	Average
5180	105.57	106.63	/	/	34.27	11.2	46.53	100	360	Peak
5180	97.17	98.23	/	/	34.27	11.2	46.53	100	360	Average
5350	51.84	52.69	74	-22.16	34.34	11.39	46.58	100	360	Peak
5350	46.96	47.81	54	-7.04	34.34	11.39	46.58	100	360	Average

ANTENNA POLARITY & TEST DISTANCE: VERTICAL AT 3 M

FREQ. (MHz)	EMISSION LEVEL (dBuV/m)	READ LEVEL (dBuV)	LIMIT (dBuV/m)	MARGIN (dB)	ANTENNA FACTOR (dB /m)	CABLE LOSS (dB)	PREAMP FACTOR (dB)	ANTENNA HEIGHT (cm)	TABLE ANGLE (Degree)	REMARK
5150	52.85	53.78	74	-21.15	34.42	11.17	46.52	100	305	Peak
5150	48.02	48.95	54	-5.98	34.42	11.17	46.52	100	305	Average
5260	112.47	113.22	/	/	34.51	11.29	46.55	100	305	Peak
5260	106.02	106.77	/	/	34.51	11.29	46.55	100	305	Average
5350	52.59	53.2	74	-21.41	34.58	11.39	46.58	100	305	Peak
5350	47.44	48.05	54	-6.56	34.58	11.39	46.58	100	305	Average

REMARKS:

- Emission Level = Read Level+ Antenna Factor + Cable Loss- Preamp Factor  
Margin value = Emission level – Limit value.
- 5260MHz: Fundamental frequency.



<b>CHANNEL</b>	TX Channel 60	<b>DETECTOR FUNCTION</b>	Peak (PK)
<b>FREQUENCY RANGE</b>	1GHz ~ 40GHz		Average (AV)

<b>ANTENNA POLARITY &amp; TEST DISTANCE: HORIZONTAL AT 3 M</b>										
FREQ. (MHz)	EMISSION LEVEL (dBuV/m)	READ LEVEL (dBuV)	LIMIT (dBuV/m)	MARGIN (dB)	ANTENNA FACTOR (dB /m)	CABLE LOSS (dB)	PREAMP FACTOR (dB)	ANTENNA HEIGHT (cm)	TABLE ANGLE (Degree)	REMARK
5150	51.89	52.98	74	-22.11	34.26	11.17	46.52	100	360	Peak
5150	47.26	48.35	54	-6.74	34.26	11.17	46.52	100	360	Average
5300	104.22	105.12	/	/	34.32	11.34	46.56	100	360	Peak
5300	96.31	97.21	/	/	34.32	11.34	46.56	100	360	Average
5350	52.17	53.02	74	-21.83	34.34	11.39	46.58	100	360	Peak
5350	47.27	48.12	54	-6.73	34.34	11.39	46.58	100	360	Average

<b>ANTENNA POLARITY &amp; TEST DISTANCE: VERTICAL AT 3 M</b>										
FREQ. (MHz)	EMISSION LEVEL (dBuV/m)	READ LEVEL (dBuV)	LIMIT (dBuV/m)	MARGIN (dB)	ANTENNA FACTOR (dB /m)	CABLE LOSS (dB)	PREAMP FACTOR (dB)	ANTENNA HEIGHT (cm)	TABLE ANGLE (Degree)	REMARK
5150	50.96	51.89	74	-23.04	34.42	11.17	46.52	100	305	Peak
5150	47.82	48.75	54	-6.18	34.42	11.17	46.52	100	305	Average
5300	111.44	112.12	/	/	34.54	11.34	46.56	100	305	Peak
5300	103.49	104.17	/	/	34.54	11.34	46.56	100	305	Average
5350	52.08	52.69	74	-21.92	34.58	11.39	46.58	100	305	Peak
5350	47.85	48.46	54	-6.15	34.58	11.39	46.58	100	305	Average

**REMARKS:**

1. Emission Level = Read Level+ Antenna Factor + Cable Loss- Preamp Factor  
Margin value = Emission level – Limit value.
2. 5300MHz: Fundamental frequency.



<b>CHANNEL</b>	TX Channel 64	<b>DETECTOR FUNCTION</b>	Peak (PK)
<b>FREQUENCY RANGE</b>	1GHz ~ 40GHz		Average (AV)

ANTENNA POLARITY & TEST DISTANCE: HORIZONTAL AT 3 M										
FREQ. (MHz)	EMISSION LEVEL (dBuV/m)	READ LEVEL (dBuV)	LIMIT (dBuV/m)	MARGIN (dB)	ANTENNA FACTOR (dB /m)	CABLE LOSS (dB)	PREAMP FACTOR (dB)	ANTENNA HEIGHT (cm)	TABLE ANGLE (Degree)	REMARK
5150	51.27	52.36	74	-22.73	34.26	11.17	46.52	100	360	Peak
5150	46.48	47.57	54	-7.52	34.26	11.17	46.52	100	360	Average
5320	102.9	103.78	/	/	34.33	11.36	46.57	100	360	Peak
5320	96.47	97.35	/	/	34.33	11.36	46.57	100	360	Average
5350	52.41	53.26	74	-21.59	34.34	11.39	46.58	100	360	Peak
5350	47.51	48.36	54	-6.49	34.34	11.39	46.58	100	360	Average

ANTENNA POLARITY & TEST DISTANCE: VERTICAL AT 3 M										
FREQ. (MHz)	EMISSION LEVEL (dBuV/m)	READ LEVEL (dBuV)	LIMIT (dBuV/m)	MARGIN (dB)	ANTENNA FACTOR (dB /m)	CABLE LOSS (dB)	PREAMP FACTOR (dB)	ANTENNA HEIGHT (cm)	TABLE ANGLE (Degree)	REMARK
5150	52.29	53.22	74	-21.71	34.42	11.17	46.52	100	305	Peak
5150	46.59	47.52	54	-7.41	34.42	11.17	46.52	100	305	Average
5320	112.99	113.64	/	/	34.56	11.36	46.57	100	305	Peak
5320	104.27	104.92	/	/	34.56	11.36	46.57	100	305	Average
5350	54.17	54.78	74	-19.83	34.58	11.39	46.58	100	305	Peak
5350	47.47	48.08	54	-6.53	34.58	11.39	46.58	100	305	Average

**REMARKS:**

- Emission Level = Read Level+ Antenna Factor + Cable Loss- Preamp Factor  
Margin value = Emission level – Limit value.
- 5320MHz: Fundamental frequency.



802.11ax (20MHz) (RU52):

CHANNEL	TX Channel 52	DETECTOR FUNCTION	Peak (PK)
FREQUENCY RANGE	1GHz ~ 40GHz		Average (AV)

ANTENNA POLARITY & TEST DISTANCE: HORIZONTAL AT 3 M										
FREQ. (MHz)	EMISSION LEVEL (dBuV/m)	READ LEVEL (dBuV)	LIMIT (dBuV/m)	MARGIN (dB)	ANTENNA FACTOR (dB /m)	CABLE LOSS (dB)	PREAMP FACTOR (dB)	ANTENNA HEIGHT (cm)	TABLE ANGLE (Degree)	REMARK
5150	53.36	54.45	74	-20.64	34.26	11.17	46.52	100	360	Peak
5150	47.5	48.59	54	-6.5	34.26	11.17	46.52	100	360	Average
5260	104.49	105.45	/	/	34.3	11.29	46.55	100	360	Peak
5260	96.01	96.97	/	/	34.3	11.29	46.55	100	360	Average
5350	51.52	52.37	74	-22.48	34.34	11.39	46.58	100	360	Peak
5350	46.33	47.18	54	-7.67	34.34	11.39	46.58	100	360	Average

ANTENNA POLARITY & TEST DISTANCE: VERTICAL AT 3 M										
FREQ. (MHz)	EMISSION LEVEL (dBuV/m)	READ LEVEL (dBuV)	LIMIT (dBuV/m)	MARGIN (dB)	ANTENNA FACTOR (dB /m)	CABLE LOSS (dB)	PREAMP FACTOR (dB)	ANTENNA HEIGHT (cm)	TABLE ANGLE (Degree)	REMARK
5150	53.48	54.41	74	-20.52	34.42	11.17	46.52	100	305	Peak
5150	47.51	48.44	54	-6.49	34.42	11.17	46.52	100	305	Average
5260	112.75	113.5	/	/	34.51	11.29	46.55	100	305	Peak
5260	104.27	105.02	/	/	34.51	11.29	46.55	100	305	Average
5350	51.84	52.45	74	-22.16	34.58	11.39	46.58	100	305	Peak
5350	46.68	47.29	54	-7.32	34.58	11.39	46.58	100	305	Average

REMARKS:

- Emission Level = Read Level+ Antenna Factor + Cable Loss- Preamp Factor  
Margin value = Emission level – Limit value.
- 5260MHz: Fundamental frequency.



<b>CHANNEL</b>	TX Channel 60	<b>DETECTOR FUNCTION</b>	Peak (PK)
<b>FREQUENCY RANGE</b>	1GHz ~ 40GHz		Average (AV)

**ANTENNA POLARITY & TEST DISTANCE: HORIZONTAL AT 3 M**

FREQ. (MHz)	EMISSION LEVEL (dBuV/m)	READ LEVEL (dBuV)	LIMIT (dBuV/m)	MARGIN (dB)	ANTENNA FACTOR (dB /m)	CABLE LOSS (dB)	PREAMP FACTOR (dB)	ANTENNA HEIGHT (cm)	TABLE ANGLE (Degree)	REMARK
5150	52.17	53.26	74	-21.83	34.26	11.17	46.52	100	360	Peak
5150	46.52	47.61	54	-7.48	34.26	11.17	46.52	100	360	Average
5300	101.47	102.37	/	/	34.32	11.34	46.56	100	360	Peak
5300	95.12	96.02	/	/	34.32	11.34	46.56	100	360	Average
5350	52.34	53.19	74	-21.66	34.34	11.39	46.58	100	360	Peak
5350	46.54	47.39	54	-7.46	34.34	11.39	46.58	100	360	Average

**ANTENNA POLARITY & TEST DISTANCE: VERTICAL AT 3 M**

FREQ. (MHz)	EMISSION LEVEL (dBuV/m)	READ LEVEL (dBuV)	LIMIT (dBuV/m)	MARGIN (dB)	ANTENNA FACTOR (dB /m)	CABLE LOSS (dB)	PREAMP FACTOR (dB)	ANTENNA HEIGHT (cm)	TABLE ANGLE (Degree)	REMARK
5150	53.03	53.96	74	-20.97	34.42	11.17	46.52	100	305	Peak
5150	47.68	48.61	54	-6.32	34.42	11.17	46.52	100	305	Average
5300	110.13	110.81	/	/	34.54	11.34	46.56	100	305	Peak
5300	100.86	101.54	/	/	34.54	11.34	46.56	100	305	Average
5350	52.07	52.68	74	-21.93	34.58	11.39	46.58	100	305	Peak
5350	46.88	47.49	54	-7.12	34.58	11.39	46.58	100	305	Average

**REMARKS:**

- Emission Level = Read Level+ Antenna Factor + Cable Loss- Preamp Factor  
Margin value = Emission level – Limit value.
- 5300MHz: Fundamental frequency.



<b>CHANNEL</b>	TX Channel 64	<b>DETECTOR FUNCTION</b>	Peak (PK)
<b>FREQUENCY RANGE</b>	1GHz ~ 40GHz		Average (AV)

**ANTENNA POLARITY & TEST DISTANCE: HORIZONTAL AT 3 M**

FREQ. (MHz)	EMISSION LEVEL (dBuV/m)	READ LEVEL (dBuV)	LIMIT (dBuV/m)	MARGIN (dB)	ANTENNA FACTOR (dB /m)	CABLE LOSS (dB)	PREAMP FACTOR (dB)	ANTENNA HEIGHT (cm)	TABLE ANGLE (Degree)	REMARK
5150	51.79	52.88	74	-22.21	34.26	11.17	46.52	100	360	Peak
5150	46.4	47.49	54	-7.6	34.26	11.17	46.52	100	360	Average
5320	102.54	103.42	/	/	34.33	11.36	46.57	100	360	Peak
5320	94.96	95.84	/	/	34.33	11.36	46.57	100	360	Average
5350	51.56	52.41	74	-22.44	34.34	11.39	46.58	100	360	Peak
5350	47.31	48.16	54	-6.69	34.34	11.39	46.58	100	360	Average

**ANTENNA POLARITY & TEST DISTANCE: VERTICAL AT 3 M**

FREQ. (MHz)	EMISSION LEVEL (dBuV/m)	READ LEVEL (dBuV)	LIMIT (dBuV/m)	MARGIN (dB)	ANTENNA FACTOR (dB /m)	CABLE LOSS (dB)	PREAMP FACTOR (dB)	ANTENNA HEIGHT (cm)	TABLE ANGLE (Degree)	REMARK
5150	51.56	52.49	74	-22.44	34.42	11.17	46.52	100	305	Peak
5150	46.92	47.85	54	-7.08	34.42	11.17	46.52	100	305	Average
5320	109.66	110.31	/	/	34.56	11.36	46.57	100	305	Peak
5320	101.6	102.25	/	/	34.56	11.36	46.57	100	305	Average
5350	53.55	54.16	74	-20.45	34.58	11.39	46.58	100	305	Peak
5350	48.97	49.58	54	-5.03	34.58	11.39	46.58	100	305	Average

**REMARKS:**

- Emission Level = Read Level+ Antenna Factor + Cable Loss- Preamp Factor  
Margin value = Emission level – Limit value.
- 5320MHz: Fundamental frequency.



802.11ax (20MHz) (RU106):

CHANNEL	TX Channel 52	DETECTOR FUNCTION	Peak (PK)
FREQUENCY RANGE	1GHz ~ 40GHz		Average (AV)

ANTENNA POLARITY & TEST DISTANCE: HORIZONTAL AT 3 M										
FREQ. (MHz)	EMISSION LEVEL (dBuV/m)	READ LEVEL (dBuV)	LIMIT (dBuV/m)	MARGIN (dB)	ANTENNA FACTOR (dB /m)	CABLE LOSS (dB)	PREAMP FACTOR (dB)	ANTENNA HEIGHT (cm)	TABLE ANGLE (Degree)	REMARK
5150	53.27	54.36	74	-20.73	34.26	11.17	46.52	100	360	Peak
5150	47.07	48.16	54	-6.93	34.26	11.17	46.52	100	360	Average
5260	100.1	101.06	/	/	34.3	11.29	46.55	100	360	Peak
5260	93.08	94.04	/	/	34.3	11.29	46.55	100	360	Average
5350	52.17	53.02	74	-21.83	34.34	11.39	46.58	100	360	Peak
5350	46.54	47.39	54	-7.46	34.34	11.39	46.58	100	360	Average

ANTENNA POLARITY & TEST DISTANCE: VERTICAL AT 3 M										
FREQ. (MHz)	EMISSION LEVEL (dBuV/m)	READ LEVEL (dBuV)	LIMIT (dBuV/m)	MARGIN (dB)	ANTENNA FACTOR (dB /m)	CABLE LOSS (dB)	PREAMP FACTOR (dB)	ANTENNA HEIGHT (cm)	TABLE ANGLE (Degree)	REMARK
5150	53.21	54.14	74	-20.79	34.42	11.17	46.52	100	305	Peak
5150	47.7	48.63	54	-6.3	34.42	11.17	46.52	100	305	Average
5260	109.6	110.35	/	/	34.51	11.29	46.55	100	305	Peak
5260	101.03	101.78	/	/	34.51	11.29	46.55	100	305	Average
5350	53.35	53.96	74	-20.65	34.58	11.39	46.58	100	305	Peak
5350	47.42	48.03	54	-6.58	34.58	11.39	46.58	100	305	Average

REMARKS:

- Emission Level = Read Level+ Antenna Factor + Cable Loss- Preamp Factor  
Margin value = Emission level – Limit value.
- 5260MHz: Fundamental frequency.





**BUREAU  
VERITAS**

**Test Report No.: W7L-P24030005RF03**

<b>CHANNEL</b>	TX Channel 60	<b>DETECTOR FUNCTION</b>	Peak (PK)
<b>FREQUENCY RANGE</b>	1GHz ~ 40GHz		Average (AV)

ANTENNA POLARITY & TEST DISTANCE: HORIZONTAL AT 3 M										
FREQ. (MHz)	EMISSION LEVEL (dBuV/m)	READ LEVEL (dBuV)	LIMIT (dBuV/m)	MARGIN (dB)	ANTENNA FACTOR (dB /m)	CABLE LOSS (dB)	PREAMP FACTOR (dB)	ANTENNA HEIGHT (cm)	TABLE ANGLE (Degree)	REMARK
5150	54.17	55.26	74	-19.83	34.26	11.17	46.52	100	360	Peak
5150	46.79	47.88	54	-7.21	34.26	11.17	46.52	100	360	Average
5300	99.08	99.98	/	/	34.32	11.34	46.56	100	360	Peak
5300	90.51	91.41	/	/	34.32	11.34	46.56	100	360	Average
5350	53.4	54.25	74	-20.6	34.34	11.39	46.58	100	360	Peak
5350	47.08	47.93	54	-6.92	34.34	11.39	46.58	100	360	Average

ANTENNA POLARITY & TEST DISTANCE: VERTICAL AT 3 M										
FREQ. (MHz)	EMISSION LEVEL (dBuV/m)	READ LEVEL (dBuV)	LIMIT (dBuV/m)	MARGIN (dB)	ANTENNA FACTOR (dB /m)	CABLE LOSS (dB)	PREAMP FACTOR (dB)	ANTENNA HEIGHT (cm)	TABLE ANGLE (Degree)	REMARK
5150	53.02	53.95	74	-20.98	34.42	11.17	46.52	100	305	Peak
5150	47.36	48.29	54	-6.64	34.42	11.17	46.52	100	305	Average
5300	108.26	108.94	/	/	34.54	11.34	46.56	100	305	Peak
5300	99.39	100.07	/	/	34.54	11.34	46.56	100	305	Average
5350	53.48	54.09	74	-20.52	34.58	11.39	46.58	100	305	Peak
5350	47.65	48.26	54	-6.35	34.58	11.39	46.58	100	305	Average

**REMARKS:**

1. Emission Level = Read Level+ Antenna Factor + Cable Loss- Preamp Factor  
Margin value = Emission level – Limit value.
2. 5300MHz: Fundamental frequency.



<b>CHANNEL</b>	TX Channel 64	<b>DETECTOR FUNCTION</b>	Peak (PK)
<b>FREQUENCY RANGE</b>	1GHz ~ 40GHz		Average (AV)

**ANTENNA POLARITY & TEST DISTANCE: HORIZONTAL AT 3 M**

FREQ. (MHz)	EMISSION LEVEL (dBuV/m)	READ LEVEL (dBuV)	LIMIT (dBuV/m)	MARGIN (dB)	ANTENNA FACTOR (dB /m)	CABLE LOSS (dB)	PREAMP FACTOR (dB)	ANTENNA HEIGHT (cm)	TABLE ANGLE (Degree)	REMARK
5150	51.67	52.76	74	-22.33	34.26	11.17	46.52	100	360	Peak
5150	46.54	47.63	54	-7.46	34.26	11.17	46.52	100	360	Average
5320	97.91	98.79	/	/	34.33	11.36	46.57	100	360	Peak
5320	90.68	91.56	/	/	34.33	11.36	46.57	100	360	Average
5350	52.83	53.68	74	-21.17	34.34	11.39	46.58	100	360	Peak
5350	47.01	47.86	54	-6.99	34.34	11.39	46.58	100	360	Average

**ANTENNA POLARITY & TEST DISTANCE: VERTICAL AT 3 M**

FREQ. (MHz)	EMISSION LEVEL (dBuV/m)	READ LEVEL (dBuV)	LIMIT (dBuV/m)	MARGIN (dB)	ANTENNA FACTOR (dB /m)	CABLE LOSS (dB)	PREAMP FACTOR (dB)	ANTENNA HEIGHT (cm)	TABLE ANGLE (Degree)	REMARK
5150	53.22	54.15	74	-20.78	34.42	11.17	46.52	100	305	Peak
5150	46.92	47.85	54	-7.08	34.42	11.17	46.52	100	305	Average
5320	107.59	108.24	/	/	34.56	11.36	46.57	100	305	Peak
5320	99.08	99.73	/	/	34.56	11.36	46.57	100	305	Average
5350	54.13	54.74	74	-19.87	34.58	11.39	46.58	100	305	Peak
5350	47.88	48.49	54	-6.12	34.58	11.39	46.58	100	305	Average

**REMARKS:**

- Emission Level = Read Level+ Antenna Factor + Cable Loss- Preamp Factor  
Margin value = Emission level – Limit value.
- 5320MHz: Fundamental frequency.



802.11ax (20MHz) (RU242):

CHANNEL	TX Channel 52	DETECTOR FUNCTION	Peak (PK)
FREQUENCY RANGE	1GHz ~ 40GHz		Average (AV)

ANTENNA POLARITY & TEST DISTANCE: HORIZONTAL AT 3 M										
FREQ. (MHz)	EMISSION LEVEL (dBuV/m)	READ LEVEL (dBuV)	LIMIT (dBuV/m)	MARGIN (dB)	ANTENNA FACTOR (dB /m)	CABLE LOSS (dB)	PREAMP FACTOR (dB)	ANTENNA HEIGHT (cm)	TABLE ANGLE (Degree)	REMARK
5150	53.04	54.13	74	-20.96	34.26	11.17	46.52	100	360	Peak
5150	47.34	48.43	54	-6.66	34.26	11.17	46.52	100	360	Average
5260	98.85	99.81	/	/	34.3	11.29	46.55	100	360	Peak
5260	90.69	91.65	/	/	34.3	11.29	46.55	100	360	Average
5350	52.1	52.95	74	-21.9	34.34	11.39	46.58	100	360	Peak
5350	47.5	48.35	54	-6.5	34.34	11.39	46.58	100	360	Average

ANTENNA POLARITY & TEST DISTANCE: VERTICAL AT 3 M										
FREQ. (MHz)	EMISSION LEVEL (dBuV/m)	READ LEVEL (dBuV)	LIMIT (dBuV/m)	MARGIN (dB)	ANTENNA FACTOR (dB /m)	CABLE LOSS (dB)	PREAMP FACTOR (dB)	ANTENNA HEIGHT (cm)	TABLE ANGLE (Degree)	REMARK
5150	52.18	53.11	74	-21.82	34.42	11.17	46.52	100	305	Peak
5150	47.31	48.24	54	-6.69	34.42	11.17	46.52	100	305	Average
5260	104.9	105.65	/	/	34.51	11.29	46.55	100	305	Peak
5260	97.51	98.26	/	/	34.51	11.29	46.55	100	305	Average
5350	52.81	53.42	74	-21.19	34.58	11.39	46.58	100	305	Peak
5350	48.35	48.96	54	-5.65	34.58	11.39	46.58	100	305	Average

REMARKS:

- Emission Level = Read Level+ Antenna Factor + Cable Loss- Preamp Factor  
Margin value = Emission level – Limit value.
- 5260MHz: Fundamental frequency.



<b>CHANNEL</b>	TX Channel 60	<b>DETECTOR FUNCTION</b>	Peak (PK)
<b>FREQUENCY RANGE</b>	1GHz ~ 40GHz		Average (AV)

ANTENNA POLARITY & TEST DISTANCE: HORIZONTAL AT 3 M										
FREQ. (MHz)	EMISSION LEVEL (dBuV/m)	READ LEVEL (dBuV)	LIMIT (dBuV/m)	MARGIN (dB)	ANTENNA FACTOR (dB /m)	CABLE LOSS (dB)	PREAMP FACTOR (dB)	ANTENNA HEIGHT (cm)	TABLE ANGLE (Degree)	REMARK
5150	53.03	54.12	74	-20.97	34.26	11.17	46.52	100	360	Peak
5150	47.48	48.57	54	-6.52	34.26	11.17	46.52	100	360	Average
5300	97.95	98.85	/	/	34.32	11.34	46.56	100	360	Peak
5300	89.33	90.23	/	/	34.32	11.34	46.56	100	360	Average
5350	53.04	53.89	74	-20.96	34.34	11.39	46.58	100	360	Peak
5350	46.69	47.54	54	-7.31	34.34	11.39	46.58	100	360	Average

ANTENNA POLARITY & TEST DISTANCE: VERTICAL AT 3 M										
FREQ. (MHz)	EMISSION LEVEL (dBuV/m)	READ LEVEL (dBuV)	LIMIT (dBuV/m)	MARGIN (dB)	ANTENNA FACTOR (dB /m)	CABLE LOSS (dB)	PREAMP FACTOR (dB)	ANTENNA HEIGHT (cm)	TABLE ANGLE (Degree)	REMARK
5150	54.2	55.13	74	-19.8	34.42	11.17	46.52	100	305	Peak
5150	47.98	48.91	54	-6.02	34.42	11.17	46.52	100	305	Average
5300	105.07	105.75	/	/	34.54	11.34	46.56	100	305	Peak
5300	96.16	96.84	/	/	34.54	11.34	46.56	100	305	Average
5350	54.53	55.14	74	-19.47	34.58	11.39	46.58	100	305	Peak
5350	47.78	48.39	54	-6.22	34.58	11.39	46.58	100	305	Average

**REMARKS:**

- Emission Level = Read Level+ Antenna Factor + Cable Loss- Preamp Factor  
Margin value = Emission level – Limit value.
- 5300MHz: Fundamental frequency.



BUREAU  
VERITAS

Test Report No.: W7L-P24030005RF03

<b>CHANNEL</b>	TX Channel 64	<b>DETECTOR FUNCTION</b>	Peak (PK)
<b>FREQUENCY RANGE</b>	1GHz ~ 40GHz		Average (AV)

**ANTENNA POLARITY & TEST DISTANCE: HORIZONTAL AT 3 M**

FREQ. (MHz)	EMISSION LEVEL (dBuV/m)	READ LEVEL (dBuV)	LIMIT (dBuV/m)	MARGIN (dB)	ANTENNA FACTOR (dB /m)	CABLE LOSS (dB)	PREAMP FACTOR (dB)	ANTENNA HEIGHT (cm)	TABLE ANGLE (Degree)	REMARK
5150	51.96	53.05	74	-22.04	34.26	11.17	46.52	100	355	Peak
5150	47.6	48.69	54	-6.4	34.26	11.17	46.52	100	355	Average
5320	95.63	96.51	/	/	34.33	11.36	46.57	100	355	Peak
5320	87.72	88.6	/	/	34.33	11.36	46.57	100	355	Average
5350	51.88	52.73	74	-22.12	34.34	11.39	46.58	100	355	Peak
5350	47.41	48.26	54	-6.59	34.34	11.39	46.58	100	355	Average

**ANTENNA POLARITY & TEST DISTANCE: VERTICAL AT 3 M**

FREQ. (MHz)	EMISSION LEVEL (dBuV/m)	READ LEVEL (dBuV)	LIMIT (dBuV/m)	MARGIN (dB)	ANTENNA FACTOR (dB /m)	CABLE LOSS (dB)	PREAMP FACTOR (dB)	ANTENNA HEIGHT (cm)	TABLE ANGLE (Degree)	REMARK
5150	52.99	53.92	74	-21.01	34.42	11.17	46.52	100	305	Peak
5150	47.6	48.53	54	-6.4	34.42	11.17	46.52	100	305	Average
5320	104.91	105.56	/	/	34.56	11.36	46.57	100	305	Peak
5320	95.97	96.62	/	/	34.56	11.36	46.57	100	305	Average
5350	53.04	53.65	74	-20.96	34.58	11.39	46.58	100	305	Peak
5350	47.67	48.28	54	-6.33	34.58	11.39	46.58	100	305	Average

**REMARKS:**

- Emission Level = Read Level+ Antenna Factor + Cable Loss- Preamp Factor  
Margin value = Emission level – Limit value.
- 5320MHz: Fundamental frequency.



802.11ax (40MHz) (RU484):

CHANNEL	TX Channel 54	DETECTOR FUNCTION	Peak (PK)
FREQUENCY RANGE	1GHz ~ 40GHz		Average (AV)

ANTENNA POLARITY & TEST DISTANCE: HORIZONTAL AT 3 M

FREQ. (MHz)	EMISSION LEVEL (dBuV/m)	READ LEVEL (dBuV)	LIMIT (dBuV/m)	MARGIN (dB)	ANTENNA FACTOR (dB /m)	CABLE LOSS (dB)	PREAMP FACTOR (dB)	ANTENNA HEIGHT (cm)	TABLE ANGLE (Degree)	REMARK
5150	52.86	53.95	74	-21.14	34.26	11.17	46.52	100	10	Peak
5150	47.16	48.25	54	-6.84	34.26	11.17	46.52	100	10	Average
5270	91.89	92.84	/	/	34.31	11.3	46.56	100	10	Peak
5270	85.02	85.97	/	/	34.31	11.3	46.56	100	10	Average
5350	51.56	52.41	74	-22.44	34.34	11.39	46.58	100	10	Peak
5350	47.49	48.34	54	-6.51	34.34	11.39	46.58	100	10	Average

ANTENNA POLARITY & TEST DISTANCE: VERTICAL AT 3 M

FREQ. (MHz)	EMISSION LEVEL (dBuV/m)	READ LEVEL (dBuV)	LIMIT (dBuV/m)	MARGIN (dB)	ANTENNA FACTOR (dB /m)	CABLE LOSS (dB)	PREAMP FACTOR (dB)	ANTENNA HEIGHT (cm)	TABLE ANGLE (Degree)	REMARK
5150	52.22	53.15	74	-21.78	34.42	11.17	46.52	100	305	Peak
5150	47.82	48.75	54	-6.18	34.42	11.17	46.52	100	305	Average
5270	100.86	101.6	/	/	34.52	11.3	46.56	100	305	Peak
5270	93.29	94.03	/	/	34.52	11.3	46.56	100	305	Average
5350	51.48	52.09	74	-22.52	34.58	11.39	46.58	100	305	Peak
5350	47.36	47.97	54	-6.64	34.58	11.39	46.58	100	305	Average

REMARKS:

- Emission Level = Read Level+ Antenna Factor + Cable Loss- Preamp Factor  
Margin value = Emission level – Limit value.
- 5270MHz: Fundamental frequency.



<b>CHANNEL</b>	TX Channel 62	<b>DETECTOR FUNCTION</b>	Peak (PK)
<b>FREQUENCY RANGE</b>	1GHz ~ 40GHz		Average (AV)

ANTENNA POLARITY & TEST DISTANCE: HORIZONTAL AT 3 M										
FREQ. (MHz)	EMISSION LEVEL (dBuV/m)	READ LEVEL (dBuV)	LIMIT (dBuV/m)	MARGIN (dB)	ANTENNA FACTOR (dB /m)	CABLE LOSS (dB)	PREAMP FACTOR (dB)	ANTENNA HEIGHT (cm)	TABLE ANGLE (Degree)	REMARK
5150	51.99	53.08	74	-22.01	34.26	11.17	46.52	100	360	Peak
5150	46.94	48.03	54	-7.06	34.26	11.17	46.52	100	360	Average
5310	89.78	90.68	/	/	34.32	11.35	46.57	100	360	Peak
5310	83.88	84.78	/	/	34.32	11.35	46.57	100	360	Average
5350	51.88	52.73	74	-22.12	34.34	11.39	46.58	100	360	Peak
5350	48.28	49.13	54	-5.72	34.34	11.39	46.58	100	360	Average

ANTENNA POLARITY & TEST DISTANCE: VERTICAL AT 3 M										
FREQ. (MHz)	EMISSION LEVEL (dBuV/m)	READ LEVEL (dBuV)	LIMIT (dBuV/m)	MARGIN (dB)	ANTENNA FACTOR (dB /m)	CABLE LOSS (dB)	PREAMP FACTOR (dB)	ANTENNA HEIGHT (cm)	TABLE ANGLE (Degree)	REMARK
5150	51.61	52.54	74	-22.39	34.42	11.17	46.52	100	305	Peak
5150	47.2	48.13	54	-6.8	34.42	11.17	46.52	100	305	Average
5310	98.5	99.17	/	/	34.55	11.35	46.57	100	305	Peak
5310	91.58	92.25	/	/	34.55	11.35	46.57	100	305	Average
5350	54.75	55.36	74	-19.25	34.58	11.39	46.58	100	305	Peak
5350	50.96	51.57	54	-3.04	34.58	11.39	46.58	100	305	Average

**REMARKS:**

1. Emission Level = Read Level+ Antenna Factor + Cable Loss- Preamp Factor  
Margin value = Emission level – Limit value.
2. 5310MHz: Fundamental frequency.



802.11ax (80MHz) (RU996):

CHANNEL	TX Channel 58	DETECTOR FUNCTION	Peak (PK)
FREQUENCY RANGE	1GHz ~ 40GHz		Average (AV)

ANTENNA POLARITY & TEST DISTANCE: HORIZONTAL AT 3 M										
FREQ. (MHz)	EMISSION LEVEL (dBuV/m)	READ LEVEL (dBuV)	LIMIT (dBuV/m)	MARGIN (dB)	ANTENNA FACTOR (dB /m)	CABLE LOSS (dB)	PREAMP FACTOR (dB)	ANTENNA HEIGHT (cm)	TABLE ANGLE (Degree)	REMARK
5150	51.61	52.7	74	-22.39	34.26	11.17	46.52	100	360	Peak
5150	47.07	48.16	54	-6.93	34.26	11.17	46.52	100	360	Average
5290	88.02	88.94	/	/	34.32	11.32	46.56	100	360	Peak
5290	81.04	81.96	/	/	34.32	11.32	46.56	100	360	Average
5350	52.56	53.41	74	-21.44	34.34	11.39	46.58	100	360	Peak
5350	48.5	49.35	54	-5.5	34.34	11.39	46.58	100	360	Average

ANTENNA POLARITY & TEST DISTANCE: VERTICAL AT 3 M										
FREQ. (MHz)	EMISSION LEVEL (dBuV/m)	READ LEVEL (dBuV)	LIMIT (dBuV/m)	MARGIN (dB)	ANTENNA FACTOR (dB /m)	CABLE LOSS (dB)	PREAMP FACTOR (dB)	ANTENNA HEIGHT (cm)	TABLE ANGLE (Degree)	REMARK
5150	51.43	52.36	74	-22.57	34.42	11.17	46.52	100	305	Peak
5150	47.27	48.2	54	-6.73	34.42	11.17	46.52	100	305	Average
5290	95.08	95.79	/	/	34.53	11.32	46.56	100	305	Peak
5290	88.86	89.57	/	/	34.53	11.32	46.56	100	305	Average
5350	54.28	54.89	74	-19.72	34.58	11.39	46.58	100	305	Peak
5350	50.92	51.53	54	-3.08	34.58	11.39	46.58	100	305	Average

REMARKS:

- Emission Level = Read Level+ Antenna Factor + Cable Loss- Preamp Factor  
Margin value = Emission level – Limit value.
- 5290MHz: Fundamental frequency.





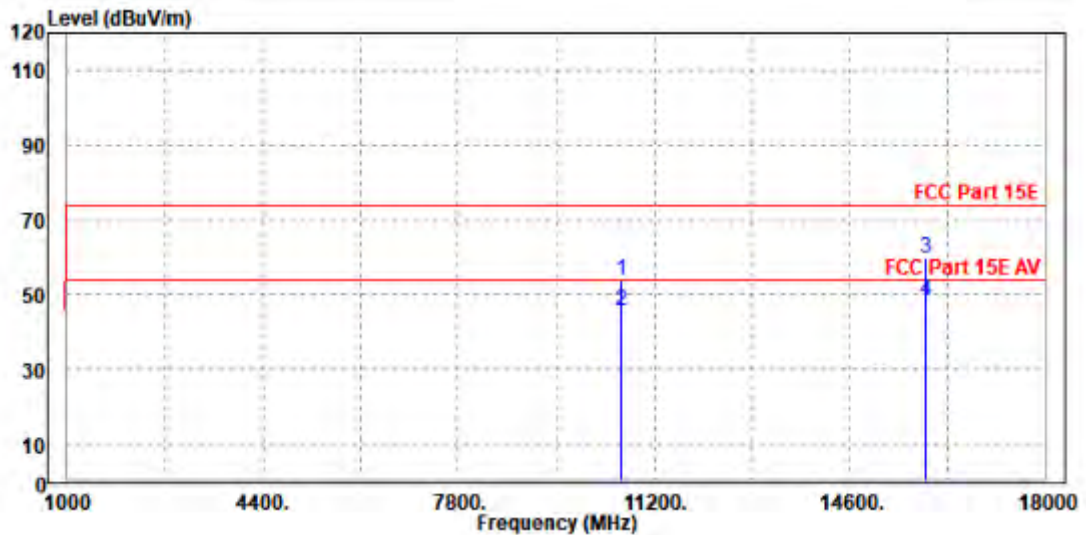
802.11ax (40MHz) (RU484):

Worst case harmonic:

<b>CHANNEL</b>	TX Channel 62	<b>DETECTOR FUNCTION</b>	Peak (PK)
<b>FREQUENCY RANGE</b>	1GHz ~ 40GHz		Average (AV)

**ANTENNA POLARITY & TEST DISTANCE: HORIZONTAL AT 3 M**

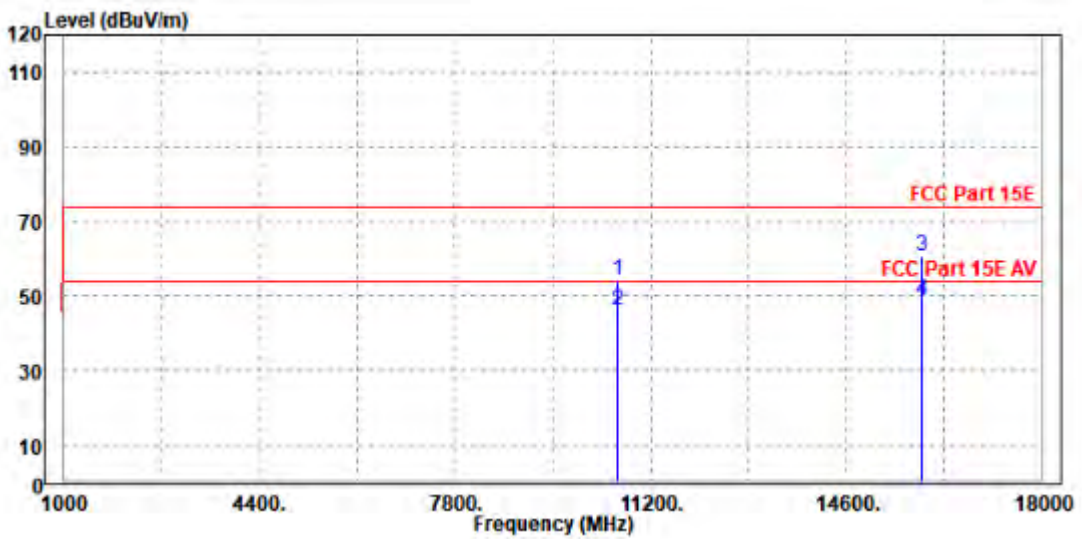
	Freq	Level	Read Level	Limit Line	Over Limit	Factor	Remark	Pol/Phase
	MHz	dBuV/m	dBuV	dBuV/m	dB	dB/m		
1	10620.000	53.80	45.59	74.00	-20.20	8.21	Peak	Horizontal
2	10620.000	45.83	37.62	54.00	-8.17	8.21	Average	Horizontal
3	PK15926.000	59.90	43.58	74.00	-14.10	16.32	Peak	Horizontal
4	PP15926.000	48.50	32.18	54.00	-5.50	16.32	Average	Horizontal





ANTENNA POLARITY & TEST DISTANCE: VERTICAL AT 3 M

	Freq	Level	Read Level	Limit Line	Over Limit	Factor	Remark	Pol/Phase
	MHz	dBuV/m	dBuV	dBuV/m	dB	dB/m		
1	10622.000	54.44	46.03	74.00	-19.56	8.41	Peak	Vertical
2	10622.000	45.98	37.57	54.00	-8.02	8.41	Average	Vertical
3	PK15930.000	60.72	43.87	74.00	-13.28	16.85	Peak	Vertical
4	PP15930.000	49.01	32.16	54.00	-4.99	16.85	Average	Vertical



REMARKS:

1. Emission Level = Read Level+ Antenna Factor + Cable Loss- Preamp Factor  
Margin value = Emission level – Limit value.
2. 5310MHz: Fundamental frequency.
3. For frequency above 18GHz, the emission was tested 20db below the limit so the data not recorded in the sheet.



Band 3

802.11a

CHANNEL	TX Channel 100	DETECTOR FUNCTION	Peak (PK)
FREQUENCY RANGE	1GHz ~ 40GHz		Average (AV)

ANTENNA POLARITY & TEST DISTANCE: HORIZONTAL AT 3 M										
FREQ. (MHz)	EMISSION LEVEL (dBuV/m)	READ LEVEL (dBuV)	LIMIT (dBuV/m)	MARGIN (dB)	ANTENNA FACTOR (dB /m)	CABLE LOSS (dB)	PREAMP FACTOR (dB)	ANTENNA HEIGHT (cm)	TABLE ANGLE (Degree)	REMARK
5460	54.63	55.34	74	-19.37	34.38	11.52	46.61	100	350	Peak
5460	46	46.71	54	-8	34.38	11.52	46.61	100	350	Average
5470	52.2	52.89	68.2	-16	34.39	11.53	46.61	100	350	Peak
5500	98.52	99.18	/	/	34.4	11.56	46.62	100	350	Peak
5500	92.27	92.93	/	/	34.4	11.56	46.62	100	350	Average

ANTENNA POLARITY & TEST DISTANCE: VERTICAL AT 3 M										
FREQ. (MHz)	EMISSION LEVEL (dBuV/m)	READ LEVEL (dBuV)	LIMIT (dBuV/m)	MARGIN (dB)	ANTENNA FACTOR (dB /m)	CABLE LOSS (dB)	PREAMP FACTOR (dB)	ANTENNA HEIGHT (cm)	TABLE ANGLE (Degree)	REMARK
5460	53.23	53.65	74	-20.77	34.67	11.52	46.61	100	260	Peak
5460	47.92	48.34	54	-6.08	34.67	11.52	46.61	100	260	Average
5470	53.85	54.25	68.2	-14.35	34.68	11.53	46.61	100	260	Peak
5500	107.43	107.79	/	/	34.7	11.56	46.62	100	260	Peak
5500	101.17	101.53	/	/	34.7	11.56	46.62	100	260	Average

REMARKS:

- Emission Level = Read Level+ Antenna Factor + Cable Loss- Preamp Factor  
Margin value = Emission level – Limit value.
- 5500MHz: Fundamental frequency.
- #: Out of restricted band.



<b>CHANNEL</b>	TX Channel 116	<b>DETECTOR FUNCTION</b>	Peak (PK)
<b>FREQUENCY RANGE</b>	1GHz ~ 40GHz		Average (AV)

ANTENNA POLARITY & TEST DISTANCE: HORIZONTAL AT 3 M										
FREQ. (MHz)	EMISSION LEVEL (dBuV/m)	READ LEVEL (dBuV)	LIMIT (dBuV/m)	MARGIN (dB)	ANTENNA FACTOR (dB /m)	CABLE LOSS (dB)	PREAMP FACTOR (dB)	ANTENNA HEIGHT (cm)	TABLE ANGLE (Degree)	REMARK
5460	52.46	53.17	74	-21.54	34.38	11.52	46.61	100	55	Peak
5460	46.58	47.29	54	-7.42	34.38	11.52	46.61	100	55	Average
5470	53.31	54	68.2	-14.89	34.39	11.53	46.61	100	55	Peak
5580	100.74	101.25	/	/	34.54	11.59	46.64	100	55	Peak
5580	92.42	92.93	/	/	34.54	11.59	46.64	100	55	Average

ANTENNA POLARITY & TEST DISTANCE: VERTICAL AT 3 M										
FREQ. (MHz)	EMISSION LEVEL (dBuV/m)	READ LEVEL (dBuV)	LIMIT (dBuV/m)	MARGIN (dB)	ANTENNA FACTOR (dB /m)	CABLE LOSS (dB)	PREAMP FACTOR (dB)	ANTENNA HEIGHT (cm)	TABLE ANGLE (Degree)	REMARK
5460	53.11	53.53	74	-20.89	34.67	11.52	46.61	100	290	Peak
5460	47.49	47.91	54	-6.51	34.67	11.52	46.61	100	290	Average
5470	54.91	55.31	68.2	-13.29	34.68	11.53	46.61	100	290	Peak
5580	109.97	110.19	/	/	34.83	11.59	46.64	100	290	Peak
5580	103.49	103.71	/	/	34.83	11.59	46.64	100	290	Average

**REMARKS:**

- Emission Level = Read Level+ Antenna Factor + Cable Loss- Preamp Factor  
Margin value = Emission level – Limit value.
- 5580MHz: Fundamental frequency.
- #: Out of restricted band.



<b>CHANNEL</b>	TX Channel 140	<b>DETECTOR FUNCTION</b>	Peak (PK)
<b>FREQUENCY RANGE</b>	1GHz ~ 40GHz		Average (AV)

ANTENNA POLARITY & TEST DISTANCE: HORIZONTAL AT 3 M										
FREQ. (MHz)	EMISSION LEVEL (dBuV/m)	READ LEVEL (dBuV)	LIMIT (dBuV/m)	MARGIN (dB)	ANTENNA FACTOR (dB /m)	CABLE LOSS (dB)	PREAMP FACTOR (dB)	ANTENNA HEIGHT (cm)	TABLE ANGLE (Degree)	REMARK
5700	98.73	99.01	/	/	34.76	11.64	46.68	100	60	Peak
5700	91.83	92.11	/	/	34.76	11.64	46.68	100	60	Average
5725	54.94	55.16	68.2	-13.26	34.81	11.65	46.68	100	60	Peak
ANTENNA POLARITY & TEST DISTANCE: VERTICAL AT 3 M										
FREQ. (MHz)	EMISSION LEVEL (dBuV/m)	READ LEVEL (dBuV)	LIMIT (dBuV/m)	MARGIN (dB)	ANTENNA FACTOR (dB /m)	CABLE LOSS (dB)	PREAMP FACTOR (dB)	ANTENNA HEIGHT (cm)	TABLE ANGLE (Degree)	REMARK
5700	107.17	107.19	/	/	35.02	11.64	46.68	100	290	Peak
5700	100.73	100.75	/	/	35.02	11.64	46.68	100	290	Average
5725	64.94	64.91	68.2	-3.26	35.06	11.65	46.68	100	290	Peak

**REMARKS:**

- Emission Level = Read Level+ Antenna Factor + Cable Loss- Preamp Factor  
Margin value = Emission level – Limit value.
- 5700MHz: Fundamental frequency.
- #: Out of restricted band.



802.11n (20MHz)

CHANNEL	TX Channel 100	DETECTOR FUNCTION	Peak (PK)
FREQUENCY RANGE	1GHz ~ 40GHz		Average (AV)

ANTENNA POLARITY & TEST DISTANCE: HORIZONTAL AT 3 M										
FREQ. (MHz)	EMISSION LEVEL (dBuV/m)	READ LEVEL (dBuV)	LIMIT (dBuV/m)	MARGIN (dB)	ANTENNA FACTOR (dB /m)	CABLE LOSS (dB)	PREAMP FACTOR (dB)	ANTENNA HEIGHT (cm)	TABLE ANGLE (Degree)	REMARK
5460	52.46	53.17	74	-21.54	34.38	11.52	46.61	100	60	Peak
5460	47.25	47.96	54	-6.75	34.38	11.52	46.61	100	60	Average
5470	54.21	54.9	68.2	-13.99	34.39	11.53	46.61	100	60	Peak
5500	100.68	101.34	/	/	34.4	11.56	46.62	100	60	Peak
5500	94.67	95.33	/	/	34.4	11.56	46.62	100	60	Average

ANTENNA POLARITY & TEST DISTANCE: VERTICAL AT 3 M										
FREQ. (MHz)	EMISSION LEVEL (dBuV/m)	READ LEVEL (dBuV)	LIMIT (dBuV/m)	MARGIN (dB)	ANTENNA FACTOR (dB /m)	CABLE LOSS (dB)	PREAMP FACTOR (dB)	ANTENNA HEIGHT (cm)	TABLE ANGLE (Degree)	REMARK
5460	52.82	53.24	74	-21.18	34.67	11.52	46.61	100	290	Peak
5460	48.03	48.45	54	-5.97	34.67	11.52	46.61	100	290	Average
5470	53.85	54.25	68.2	-14.35	34.68	11.53	46.61	100	290	Peak
5500	107.87	108.23	/	/	34.7	11.56	46.62	100	290	Peak
5500	100.93	101.29	/	/	34.7	11.56	46.62	100	290	Average

REMARKS:

- Emission Level = Read Level+ Antenna Factor + Cable Loss- Preamp Factor  
Margin value = Emission level – Limit value.
- 5500MHz: Fundamental frequency.
- #: Out of restricted band.



<b>CHANNEL</b>	TX Channel 116	<b>DETECTOR FUNCTION</b>	Peak (PK)
<b>FREQUENCY RANGE</b>	1GHz ~ 40GHz		Average (AV)

**ANTENNA POLARITY & TEST DISTANCE: HORIZONTAL AT 3 M**

FREQ. (MHz)	EMISSION LEVEL (dBuV/m)	READ LEVEL (dBuV)	LIMIT (dBuV/m)	MARGIN (dB)	ANTENNA FACTOR (dB /m)	CABLE LOSS (dB)	PREAMP FACTOR (dB)	ANTENNA HEIGHT (cm)	TABLE ANGLE (Degree)	REMARK
5460	53.2	53.91	74	-20.8	34.38	11.52	46.61	100	60	Peak
5460	47.09	47.8	54	-6.91	34.38	11.52	46.61	100	60	Average
5470	53.54	54.23	68.2	-14.66	34.39	11.53	46.61	100	60	Peak
5580	99.7	100.21	/	/	34.54	11.59	46.64	100	60	Peak
5580	93.63	94.14	/	/	34.54	11.59	46.64	100	60	Average

**ANTENNA POLARITY & TEST DISTANCE: VERTICAL AT 3 M**

FREQ. (MHz)	EMISSION LEVEL (dBuV/m)	READ LEVEL (dBuV)	LIMIT (dBuV/m)	MARGIN (dB)	ANTENNA FACTOR (dB /m)	CABLE LOSS (dB)	PREAMP FACTOR (dB)	ANTENNA HEIGHT (cm)	TABLE ANGLE (Degree)	REMARK
5460	53.27	53.69	74	-20.73	34.67	11.52	46.61	100	290	Peak
5460	47.26	47.68	54	-6.74	34.67	11.52	46.61	100	290	Average
5470	53.93	54.33	68.2	-14.27	34.68	11.53	46.61	100	290	Peak
5580	108.83	109.05	/	/	34.83	11.59	46.64	100	290	Peak
5580	102.22	102.44	/	/	34.83	11.59	46.64	100	290	Average

**REMARKS:**

- Emission Level = Read Level+ Antenna Factor + Cable Loss- Preamp Factor  
Margin value = Emission level – Limit value.
- 5580MHz: Fundamental frequency.
- #: Out of restricted band.



<b>CHANNEL</b>	TX Channel 140	<b>DETECTOR FUNCTION</b>	Peak (PK)
<b>FREQUENCY RANGE</b>	1GHz ~ 40GHz		Average (AV)

ANTENNA POLARITY & TEST DISTANCE: HORIZONTAL AT 3 M										
FREQ. (MHz)	EMISSION LEVEL (dBuV/m)	READ LEVEL (dBuV)	LIMIT (dBuV/m)	MARGIN (dB)	ANTENNA FACTOR (dB /m)	CABLE LOSS (dB)	PREAMP FACTOR (dB)	ANTENNA HEIGHT (cm)	TABLE ANGLE (Degree)	REMARK
5700	97.98	98.26	/	/	34.76	11.64	46.68	100	60	Peak
5700	91.95	92.23	/	/	34.76	11.64	46.68	100	60	Average
5725	54.11	54.33	68.2	-14.09	34.81	11.65	46.68	100	60	Peak
ANTENNA POLARITY & TEST DISTANCE: VERTICAL AT 3 M										
FREQ. (MHz)	EMISSION LEVEL (dBuV/m)	READ LEVEL (dBuV)	LIMIT (dBuV/m)	MARGIN (dB)	ANTENNA FACTOR (dB /m)	CABLE LOSS (dB)	PREAMP FACTOR (dB)	ANTENNA HEIGHT (cm)	TABLE ANGLE (Degree)	REMARK
5700	107.72	107.74	/	/	35.02	11.64	46.68	100	290	Peak
5700	100.99	101.01	/	/	35.02	11.64	46.68	100	290	Average
5725	60.82	60.79	68.2	-7.38	35.06	11.65	46.68	100	290	Peak

**REMARKS:**

1. Emission Level = Read Level+ Antenna Factor + Cable Loss- Preamp Factor  
Margin value = Emission level – Limit value.
2. 5700MHz: Fundamental frequency.
3. #: Out of restricted band.





802.11n (40MHz)

CHANNEL	TX Channel 102	DETECTOR FUNCTION	Peak (PK)
FREQUENCY RANGE	1GHz ~ 40GHz		Average (AV)

ANTENNA POLARITY & TEST DISTANCE: HORIZONTAL AT 3 M

FREQ. (MHz)	EMISSION LEVEL (dBuV/m)	READ LEVEL (dBuV)	LIMIT (dBuV/m)	MARGIN (dB)	ANTENNA FACTOR (dB /m)	CABLE LOSS (dB)	PREAMP FACTOR (dB)	ANTENNA HEIGHT (cm)	TABLE ANGLE (Degree)	REMARK
5460	52.31	53.02	74	-21.69	34.38	11.52	46.61	100	60	Peak
5460	47.5	48.21	54	-6.5	34.38	11.52	46.61	100	60	Average
5470	51.82	52.51	68.2	-16.38	34.39	11.53	46.61	100	60	Peak
5510	93.6	94.24	/	/	34.42	11.56	46.62	100	60	Peak
5510	89.16	89.8	/	/	34.42	11.56	46.62	100	60	Average

ANTENNA POLARITY & TEST DISTANCE: VERTICAL AT 3 M

FREQ. (MHz)	EMISSION LEVEL (dBuV/m)	READ LEVEL (dBuV)	LIMIT (dBuV/m)	MARGIN (dB)	ANTENNA FACTOR (dB /m)	CABLE LOSS (dB)	PREAMP FACTOR (dB)	ANTENNA HEIGHT (cm)	TABLE ANGLE (Degree)	REMARK
5460	53.69	54.11	74	-20.31	34.67	11.52	46.61	100	290	Peak
5460	49.72	50.14	54	-4.28	34.67	11.52	46.61	100	290	Average
5470	58.46	58.86	68.2	-9.74	34.68	11.53	46.61	100	290	Peak
5510	102.07	102.41	/	/	34.72	11.56	46.62	100	290	Peak
5510	98.74	99.08	/	/	34.72	11.56	46.62	100	290	Average

REMARKS:

- Emission Level = Read Level+ Antenna Factor + Cable Loss- Preamp Factor  
Margin value = Emission level – Limit value.
- 5510MHz: Fundamental frequency.
- #: Out of restricted band.



<b>CHANNEL</b>	TX Channel 110	<b>DETECTOR FUNCTION</b>	Peak (PK)
<b>FREQUENCY RANGE</b>	1GHz ~ 40GHz		Average (AV)

ANTENNA POLARITY & TEST DISTANCE: HORIZONTAL AT 3 M										
FREQ. (MHz)	EMISSION LEVEL (dBuV/m)	READ LEVEL (dBuV)	LIMIT (dBuV/m)	MARGIN (dB)	ANTENNA FACTOR (dB /m)	CABLE LOSS (dB)	PREAMP FACTOR (dB)	ANTENNA HEIGHT (cm)	TABLE ANGLE (Degree)	REMARK
5460	50.74	51.45	74	-23.26	34.38	11.52	46.61	100	60	Peak
5460	46.65	47.36	54	-7.35	34.38	11.52	46.61	100	60	Average
5470	51.44	52.13	68.2	-16.76	34.39	11.53	46.61	100	60	Peak
5550	94.12	94.68	/	/	34.49	11.58	46.63	100	60	Peak
5550	89.54	90.1	/	/	34.49	11.58	46.63	100	60	Average
ANTENNA POLARITY & TEST DISTANCE: VERTICAL AT 3 M										
FREQ. (MHz)	EMISSION LEVEL (dBuV/m)	READ LEVEL (dBuV)	LIMIT (dBuV/m)	MARGIN (dB)	ANTENNA FACTOR (dB /m)	CABLE LOSS (dB)	PREAMP FACTOR (dB)	ANTENNA HEIGHT (cm)	TABLE ANGLE (Degree)	REMARK
5460	52.64	53.06	74	-21.36	34.67	11.52	46.61	100	290	Peak
5460	48.08	48.5	54	-5.92	34.67	11.52	46.61	100	290	Average
5470	52.54	52.94	68.2	-15.66	34.68	11.53	46.61	100	290	Peak
5550	102.72	102.99	/	/	34.78	11.58	46.63	100	290	Peak
5550	98.56	98.83	/	/	34.78	11.58	46.63	100	290	Average

REMARKS:

- Emission Level = Read Level+ Antenna Factor + Cable Loss- Preamp Factor  
Margin value = Emission level – Limit value.
- 5500MHz: Fundamental frequency.
- #: Out of restricted band.



<b>CHANNEL</b>	TX Channel 134	<b>DETECTOR FUNCTION</b>	Peak (PK)
<b>FREQUENCY RANGE</b>	1GHz ~ 40GHz		Average (AV)

**ANTENNA POLARITY & TEST DISTANCE: HORIZONTAL AT 3 M**

FREQ. (MHz)	EMISSION LEVEL (dBuV/m)	READ LEVEL (dBuV)	LIMIT (dBuV/m)	MARGIN (dB)	ANTENNA FACTOR (dB /m)	CABLE LOSS (dB)	PREAMP FACTOR (dB)	ANTENNA HEIGHT (cm)	TABLE ANGLE (Degree)	REMARK
5670	91.73	92.07	/	/	34.71	11.62	46.67	100	60	Peak
5670	87.92	88.26	/	/	34.71	11.62	46.67	100	60	Average
5725	53.39	53.61	68.2	-14.81	34.81	11.65	46.68	100	60	Peak

**ANTENNA POLARITY & TEST DISTANCE: VERTICAL AT 3 M**

FREQ. (MHz)	EMISSION LEVEL (dBuV/m)	READ LEVEL (dBuV)	LIMIT (dBuV/m)	MARGIN (dB)	ANTENNA FACTOR (dB /m)	CABLE LOSS (dB)	PREAMP FACTOR (dB)	ANTENNA HEIGHT (cm)	TABLE ANGLE (Degree)	REMARK
5670	102.64	102.72	/	/	34.97	11.62	46.67	1000	290	Peak
5670	98.55	98.63	/	/	34.97	11.62	46.67	1000	290	Average
5725	54.19	54.16	68.2	-14.01	35.06	11.65	46.68	1000	290	Peak

**REMARKS:**

- Emission Level = Read Level+ Antenna Factor + Cable Loss- Preamp Factor  
Margin value = Emission level – Limit value.
- 5670MHz: Fundamental frequency.
- #: Out of restricted band.



802.11ax (20MHz)

CHANNEL	TX Channel 100	DETECTOR FUNCTION	Peak (PK)
FREQUENCY RANGE	1GHz ~ 40GHz		Average (AV)

ANTENNA POLARITY & TEST DISTANCE: HORIZONTAL AT 3 M

FREQ. (MHz)	EMISSION LEVEL (dBuV/m)	READ LEVEL (dBuV)	LIMIT (dBuV/m)	MARGIN (dB)	ANTENNA FACTOR (dB /m)	CABLE LOSS (dB)	PREAMP FACTOR (dB)	ANTENNA HEIGHT (cm)	TABLE ANGLE (Degree)	REMARK
5460	52.98	53.69	74	-21.02	34.38	11.52	46.61	100	60	Peak
5460	47.32	48.03	54	-6.68	34.38	11.52	46.61	100	60	Average
5470	54.01	54.7	68.2	-14.19	34.39	11.53	46.61	100	60	Peak
5500	101.39	102.05	/	/	34.4	11.56	46.62	100	60	Peak
5500	91.97	92.63	/	/	34.4	11.56	46.62	100	60	Average

ANTENNA POLARITY & TEST DISTANCE: VERTICAL AT 3 M

FREQ. (MHz)	EMISSION LEVEL (dBuV/m)	READ LEVEL (dBuV)	LIMIT (dBuV/m)	MARGIN (dB)	ANTENNA FACTOR (dB /m)	CABLE LOSS (dB)	PREAMP FACTOR (dB)	ANTENNA HEIGHT (cm)	TABLE ANGLE (Degree)	REMARK
5460	53.69	54.11	74	-20.31	34.67	11.52	46.61	100	290	Peak
5460	47.94	48.36	54	-6.06	34.67	11.52	46.61	100	290	Average
5470	56.14	56.54	68.2	-12.06	34.68	11.53	46.61	100	290	Peak
5500	110.63	110.99	/	/	34.7	11.56	46.62	100	290	Peak
5500	101.26	101.62	/	/	34.7	11.56	46.62	100	290	Average

REMARKS:

- Emission Level = Read Level+ Antenna Factor + Cable Loss- Preamp Factor  
Margin value = Emission level – Limit value.
- 5500MHz: Fundamental frequency.
- #: Out of restricted band.



<b>CHANNEL</b>	TX Channel 116	<b>DETECTOR FUNCTION</b>	Peak (PK)
<b>FREQUENCY RANGE</b>	1GHz ~ 40GHz		Average (AV)

ANTENNA POLARITY & TEST DISTANCE: HORIZONTAL AT 3 M										
FREQ. (MHz)	EMISSION LEVEL (dBuV/m)	READ LEVEL (dBuV)	LIMIT (dBuV/m)	MARGIN (dB)	ANTENNA FACTOR (dB /m)	CABLE LOSS (dB)	PREAMP FACTOR (dB)	ANTENNA HEIGHT (cm)	TABLE ANGLE (Degree)	REMARK
5460	51.78	52.49	74	-22.22	34.38	11.52	46.61	100	60	Peak
5460	47.13	47.84	54	-6.87	34.38	11.52	46.61	100	60	Average
5470	52.56	53.25	68.2	-15.64	34.39	11.53	46.61	100	60	Peak
5580	100.91	101.42	/	/	34.54	11.59	46.64	100	60	Peak
5580	91.44	91.95	/	/	34.54	11.59	46.64	100	60	Average
ANTENNA POLARITY & TEST DISTANCE: VERTICAL AT 3 M										
FREQ. (MHz)	EMISSION LEVEL (dBuV/m)	READ LEVEL (dBuV)	LIMIT (dBuV/m)	MARGIN (dB)	ANTENNA FACTOR (dB /m)	CABLE LOSS (dB)	PREAMP FACTOR (dB)	ANTENNA HEIGHT (cm)	TABLE ANGLE (Degree)	REMARK
5460	51.88	52.3	74	-22.12	34.67	11.52	46.61	100	290	Peak
5460	47.03	47.45	54	-6.97	34.67	11.52	46.61	100	290	Average
5470	53.88	54.28	68.2	-14.32	34.68	11.53	46.61	100	290	Peak
5580	109.39	109.61	/	/	34.83	11.59	46.64	100	290	Peak
5580	101.55	101.77	/	/	34.83	11.59	46.64	100	290	Average

REMARKS:

- Emission Level = Read Level+ Antenna Factor + Cable Loss- Preamp Factor  
Margin value = Emission level – Limit value.
- 5580MHz: Fundamental frequency.
- #: Out of restricted band.



<b>CHANNEL</b>	TX Channel 140	<b>DETECTOR FUNCTION</b>	Peak (PK)
<b>FREQUENCY RANGE</b>	1GHz ~ 40GHz		Average (AV)

ANTENNA POLARITY & TEST DISTANCE: HORIZONTAL AT 3 M										
FREQ. (MHz)	EMISSION LEVEL (dBuV/m)	READ LEVEL (dBuV)	LIMIT (dBuV/m)	MARGIN (dB)	ANTENNA FACTOR (dB /m)	CABLE LOSS (dB)	PREAMP FACTOR (dB)	ANTENNA HEIGHT (cm)	TABLE ANGLE (Degree)	REMARK
5700	100.43	100.71	/	/	34.76	11.64	46.68	100	60	Peak
5700	93.4	93.68	/	/	34.76	11.64	46.68	100	60	Average
5725	53.41	53.63	68.2	-14.79	34.81	11.65	46.68	100	60	Peak
ANTENNA POLARITY & TEST DISTANCE: VERTICAL AT 3 M										
FREQ. (MHz)	EMISSION LEVEL (dBuV/m)	READ LEVEL (dBuV)	LIMIT (dBuV/m)	MARGIN (dB)	ANTENNA FACTOR (dB /m)	CABLE LOSS (dB)	PREAMP FACTOR (dB)	ANTENNA HEIGHT (cm)	TABLE ANGLE (Degree)	REMARK
5700	108.7	108.72	/	/	35.02	11.64	46.68	100	290	Peak
5700	100.48	100.5	/	/	35.02	11.64	46.68	100	290	Average
5725	62.87	62.84	68.2	-5.33	35.06	11.65	46.68	100	290	Peak

**REMARKS:**

- Emission Level = Read Level+ Antenna Factor + Cable Loss- Preamp Factor  
Margin value = Emission level – Limit value.
- 5700MHz: Fundamental frequency.
- #: Out of restricted band.



802.11ax (40MHz)

CHANNEL	TX Channel 102	DETECTOR FUNCTION	Peak (PK)
FREQUENCY RANGE	1GHz ~ 40GHz		Average (AV)

ANTENNA POLARITY & TEST DISTANCE: HORIZONTAL AT 3 M

FREQ. (MHz)	EMISSION LEVEL (dBuV/m)	READ LEVEL (dBuV)	LIMIT (dBuV/m)	MARGIN (dB)	ANTENNA FACTOR (dB /m)	CABLE LOSS (dB)	PREAMP FACTOR (dB)	ANTENNA HEIGHT (cm)	TABLE ANGLE (Degree)	REMARK
5460	53.5	54.21	74	-20.5	34.38	11.52	46.61	100	25	Peak
5460	47.68	48.39	54	-6.32	34.38	11.52	46.61	100	25	Average
5470	52.78	53.47	68.2	-15.42	34.39	11.53	46.61	100	25	Peak
5510	94.51	95.15	/	/	34.42	11.56	46.62	100	25	Peak
5510	88.94	89.58	/	/	34.42	11.56	46.62	100	25	Average

ANTENNA POLARITY & TEST DISTANCE: VERTICAL AT 3 M

FREQ. (MHz)	EMISSION LEVEL (dBuV/m)	READ LEVEL (dBuV)	LIMIT (dBuV/m)	MARGIN (dB)	ANTENNA FACTOR (dB /m)	CABLE LOSS (dB)	PREAMP FACTOR (dB)	ANTENNA HEIGHT (cm)	TABLE ANGLE (Degree)	REMARK
5460	53.12	53.54	74	-20.88	34.67	11.52	46.61	100	290	Peak
5460	49.44	49.86	54	-4.56	34.67	11.52	46.61	100	290	Average
5470	57.86	58.26	68.2	-10.34	34.68	11.53	46.61	100	290	Peak
5510	102.8	103.14	/	/	34.72	11.56	46.62	100	290	Peak
5510	98.23	98.57	/	/	34.72	11.56	46.62	100	290	Average

REMARKS:

- Emission Level = Read Level+ Antenna Factor + Cable Loss- Preamp Factor  
Margin value = Emission level – Limit value.
- 5510MHz: Fundamental frequency.
- #. Out of restricted band.