


Appendix D. SAR Test Setup Photos

Head Exposure Condition



Right Cheek, Test Separation 0 mm



Right Tilted, Test Separation 0 mm



Left Cheek, Test Separation 0 mm



Left Tilted, Test Separation 0 mm


Hotspot Exposure Condition



Front, Test Separation 10 mm



Back, Test Separation 10 mm



Left Side, Test Separation 10 mm



Right Side, Test Separation 10 mm



Top Side, Test Separation 10 mm



Bottom Side, Test Separation 10 mm

Body-worn Exposure Condition



Front, Test Separation 15 mm



Back, Test Separation 15 mm

Product Specific 10g SAR



Front, Test Separation 0 mm



Back, Test Separation 0 mm

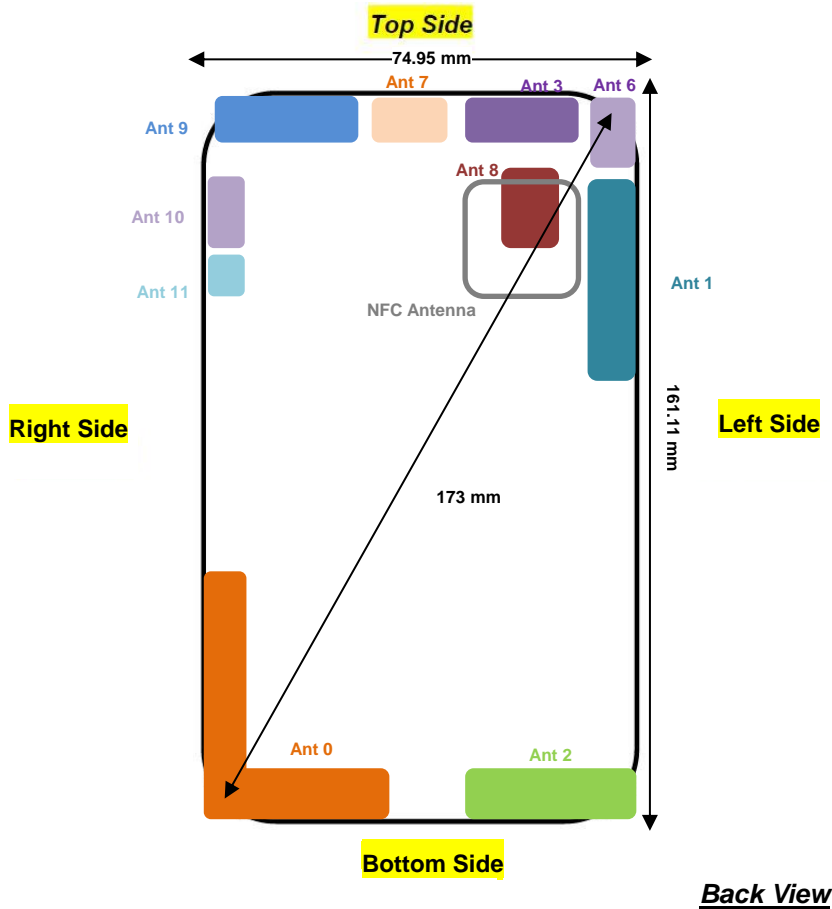


Right Side, Test Separation 0 mm



Left Side, Test Separation 0 mm

Antenna Location



Back View

Antenna	Support Band
Antenna 0	GSM: 850<TX/RX> WCDMA: B5 <TX/RX> LTE: B4 / B5 / B7 / B66 / B38 / B41 <TX/RX> NR: n5 / n7 / n38 / n41 <TX/RX>
Antenna 1	GSM: 850/1900<TX/RX> WCDMA: B2/4/5<TX/RX> LTE: B2 / B4 / B5 / B7 / B66 / B38 / B41 <TX/RX> NR: n5 / n7 / n38 / n41 <TX/RX>
Antenna 2	GSM: 1900<TX/RX> WCDMA: B2/4<TX/RX> LTE: B2 / B4 / B7 / B66 / B38 / B41 <TX/RX> NR: n7 / n38 / n41 <TX/RX>
Antenna 3	LTE: B4 / B7 / B66 / B38 / B41 <TX/RX> NR: n7 / n38 / n41 <TX/RX>
Antenna 6	NR: n77 / n78<TX/RX>
Antenna 7	NR: n77 / n78<TX/RX>
Antenna 8	NR: n77 / n78<TX/RX>
Antenna 9	WLAN 2.4GHz/5GHz/Bluetooth Chain 0<TX/RX>
Antenna 10	NR: n77 / n78<TX/RX> WLAN 2.4GHz/Bluetooth Chain 1<TX/RX>
Antenna 11	WLAN 5GHz <TX/RX>
NFC Antenna	NFC<TX/RX>



Distance of the Antenna to the EUT surface/edge						
Antennas	Back	Front	Top Side	Bottom Side	Right Side	Left Side
Antenna 0	≤ 25mm	≤ 25mm	>25mm	≤ 25mm	≤ 25mm	>25mm
Antenna 1	≤ 25mm	≤ 25mm	≤ 25mm	>25mm	>25mm	≤ 25mm
Antenna 2	≤ 25mm	≤ 25mm	>25mm	≤ 25mm	>25mm	≤ 25mm
Antenna 3	≤ 25mm	≤ 25mm	≤ 25mm	>25mm	>25mm	≤ 25mm
Antenna 6	≤ 25mm	≤ 25mm	≤ 25mm	>25mm	>25mm	≤ 25mm
Antenna 7	≤ 25mm	≤ 25mm	≤ 25mm	>25mm	≤ 25mm	>25mm
Antenna 8	≤ 25mm	≤ 25mm	≤ 25mm	>25mm	>25mm	≤ 25mm
Antenna 9	≤ 25mm	≤ 25mm	≤ 25mm	>25mm	≤ 25mm	>25mm
Antenna 10	≤ 25mm	≤ 25mm	≤ 25mm	> 25mm	≤ 25mm	> 25mm
Antenna 11	≤ 25mm	≤ 25mm	≤ 25mm	>25mm	≤ 25mm	>25mm

Distance of the Antenna to the EUT surface/edge						
Antennas	Back	Front	Top Side	Bottom Side	Right Side	Left Side
Antenna 0	Yes	Yes	No	Yes	Yes	No
Antenna 1	Yes	Yes	Yes	No	No	Yes
Antenna 2	Yes	Yes	No	Yes	No	Yes
Antenna 3	Yes	Yes	Yes	No	No	Yes
Antenna 6	Yes	Yes	Yes	No	No	Yes
Antenna 7	Yes	Yes	Yes	No	Yes	No
Antenna 8	Yes	Yes	Yes	No	No	Yes
Antenna 9	Yes	Yes	Yes	No	Yes	No
Antenna 10	Yes	Yes	Yes	No	Yes	No
Antenna 11	Yes	Yes	Yes	No	Yes	No

Note: Referring to KDB 941225 D06 v02r01, when the overall device length and width are ≥ 9cm*5cm, the test distance is 10 mm. SAR must be measured for all sides and surfaces with a transmitting antenna located within 25mm from that surface or edge.