



**BUREAU  
VERITAS**

**Test Report No.: W7L-240618W002RF12**

### 3.5.4 TEST RESULTS

NOTE : The 9K~30MHz amplitude of spurious emissions attenuated more than 20 dB below the permissible value is not required in the report.

Please Refer to Appendix.



Test Report No.: W7L-240618W002RF12

### 3.6 RADIATED EMISSION MEASUREMENT

#### 3.6.1 LIMITS OF RADIATED EMISSION MEASUREMENT

The power of any emission outside a licensee's frequency block shall be attenuated below the transmitter power (P) by at least  $43 + 10 \log_{10}(P)$  dB. The limit of emission is equal to -13dBm.

For 5G NR n7/n41:

The power of any emission outside a licensee's frequency block shall be attenuated below the transmitter power (P) by at least  $55 + 10 \log_{10}(P)$  dB. The limit of emission is equal to -25dBm.

N26

47 CFR 90.691(a)(2)

or any frequency removed from the EA licensee's frequency block greater than 37.5 kHz, the power of any emission shall be attenuated below the transmitter power (P) in watts by at least  $43 + 10 \log_{10}(P)$  decibels or 80 decibels, whichever is the lesser attenuation, where f is the frequency removed from the center of the outer channel in the block in kilohertz and where f is greater than 37.5 kHz.



Test Report No.: W7L-240618W002RF12

### 3.6.2 TEST PROCEDURES

- a. Substitution method is used for E.I.R.P measurement. In the semi-anechoic chamber, EUT placed on the 0.8m height of Turn Table, rotated the table around 360 degrees to search the maximum radiation power and receiver antenna shall be rotated vertical and horizontal polarization and moved height from 1m to 4m to find the maximum polar radiated power. The “Read Value” is the spectrum reading the maximum power value.
- b. The substitution horn antenna is substituted for EUT at the same position and signals generator export the CW signal to the substitution antenna via a TX cable. Rotated the Turn Table and moved receiving antenna to find the maximum radiation power. Adjust output power level of S.G to get a Value of spectrum reading equal to “Read Value “ of step a. Record the power level of S.G.
- c. EIRP = Output power level of S.G – TX cable loss + Antenna gain of substitution horn.
- d. E.R.P power can be calculated form E.I.R.P power by subtracting the gain of dipole, E.R.P power = E.I.R.P power - 2.15dBi.

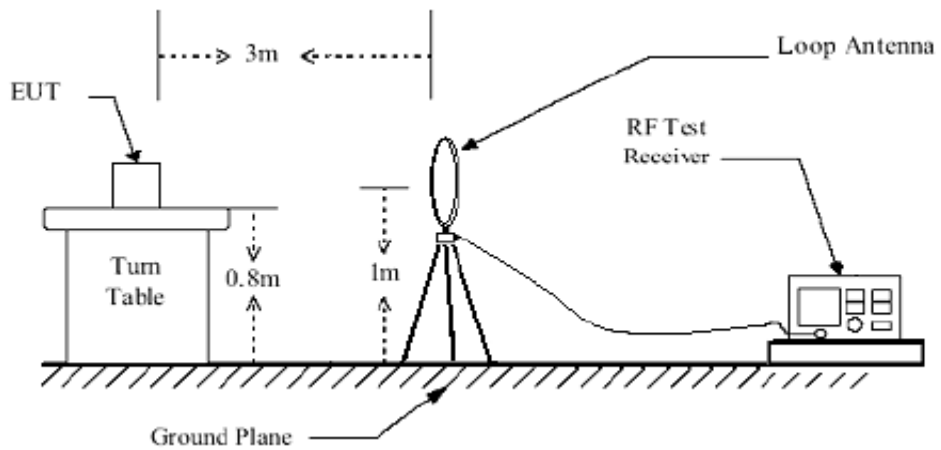
**NOTE:** The resolution bandwidth of spectrum analyzer is 1 MHz and the video bandwidth is 3 MHz.

### 3.6.3 DEVIATION FROM TEST STANDARD

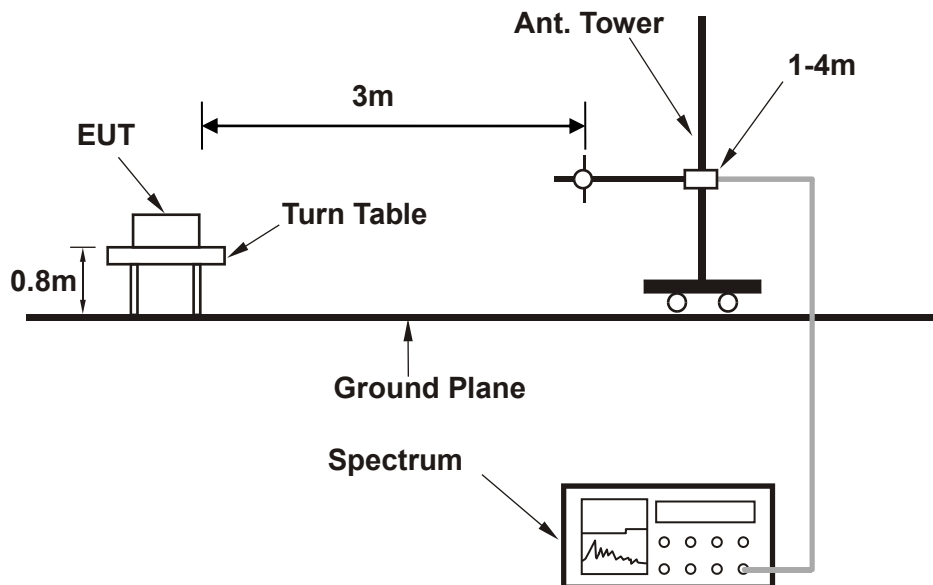
No deviation

### 3.6.4 TEST SETUP

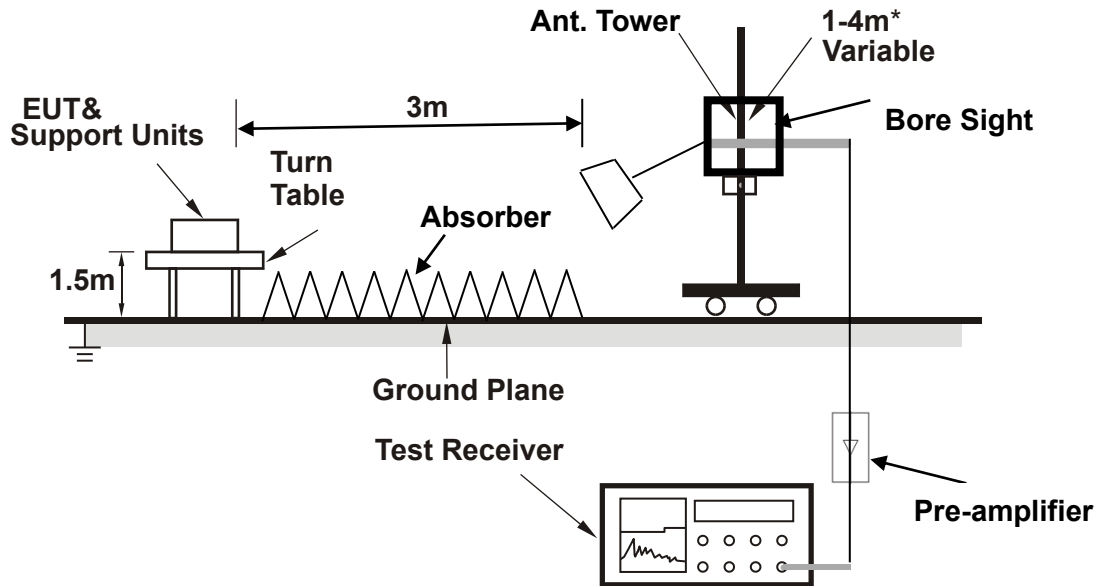
#### < Frequency Range below 30MHz >



#### < Frequency Range 30MHz~1GHz >



<Frequency Range above 1GHz>



**Note:** Above 1G is a directional antenna depends on the EUT height and the antenna 3dB beamwidth both, refer to section 7.3 of CISPR 16-2-3.

For the actual test configuration, please refer to the attached file (Test Setup Photo).



Test Report No.: W7L-240618W002RF12

### 3.6.5 TEST RESULTS

NOTE : The 9K~30MHz amplitude of spurious emissions attenuated more than 20 dB below the permissible value is not required in the report.

#### 5G SA BELOW 1GHz WORST-CASE DATA

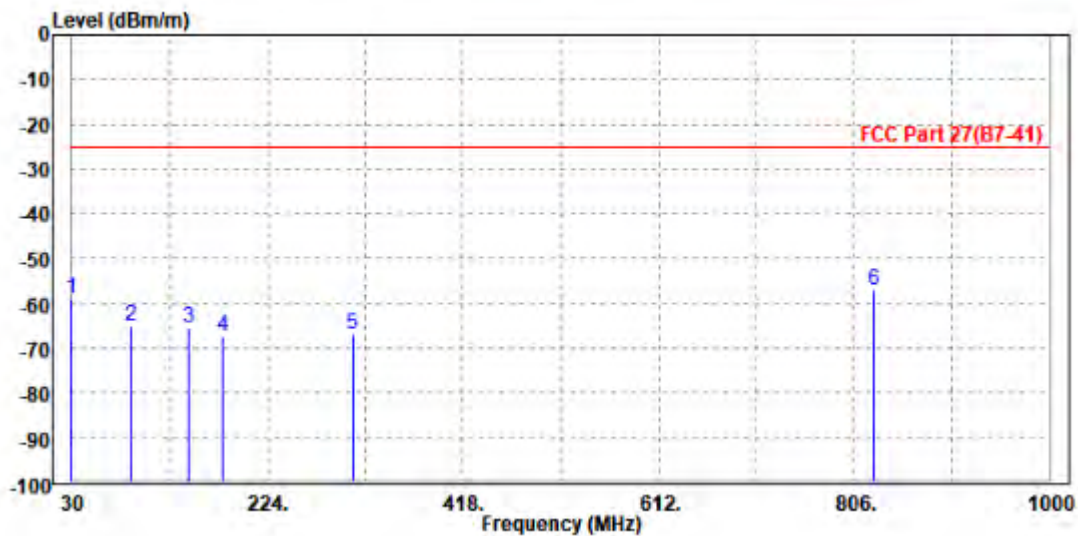
30 MHz – 1GHz data:

DC 41A-n78A

CHANNEL BANDWIDTH: 20+100MHz / QPSK

MODE	TX channel 40620/633334	FREQUENCY RANGE	Above 1000MHz
ENVIRONMENTAL CONDITIONS	23deg. C, 70%RH	INPUT POWER	AC 120V/60HZ
TESTED BY	Jace Hu		
<b>ANTENNA POLARITY &amp; TEST DISTANCE: HORIZONTAL AT 3 M</b>			

	Freq	Level	Read Level	Limit Line	Over Limit	Factor	Remark	Pol/Phase
	MHz	dBm/m	dBm	dBm/m	dB	dB/m		
1	30.000	-59.07	-57.09	-25.00	-34.07	-1.98	Peak	Horizontal
2	88.200	-64.90	-52.17	-25.00	-39.90	-12.73	Peak	Horizontal
3	146.400	-65.41	-50.86	-25.00	-40.41	-14.55	Peak	Horizontal
4	179.380	-67.30	-50.92	-25.00	-42.30	-16.38	Peak	Horizontal
5	308.390	-67.01	-58.37	-25.00	-42.01	-8.64	Peak	Horizontal
6 PP	825.400	-57.15	-61.17	-25.00	-32.15	4.02	Peak	Horizontal

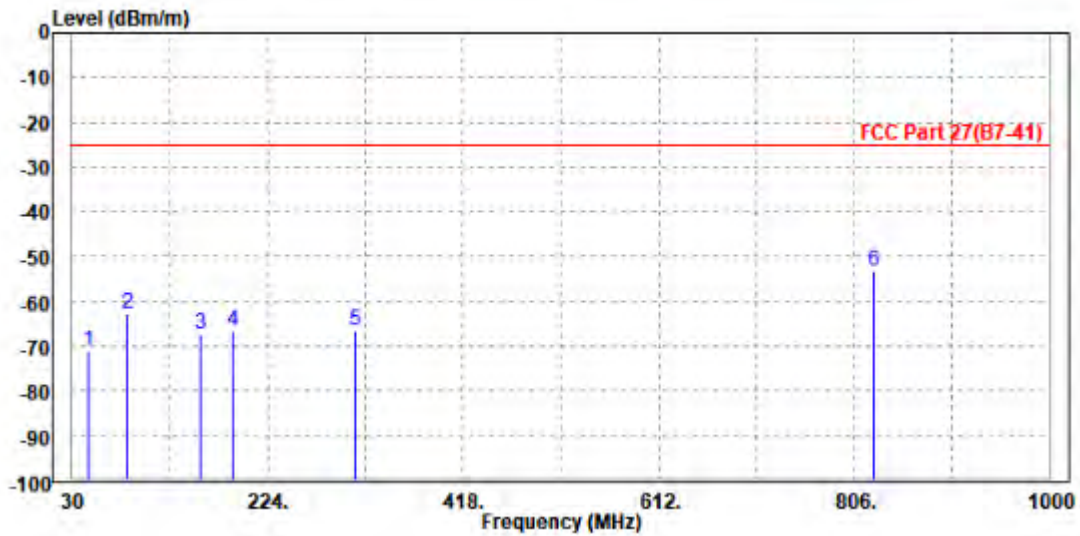




Test Report No.: W7L-240618W002RF12

<b>MODE</b>	TX channel 40620/633334	<b>FREQUENCY RANGE</b>	Above 1000MHz
<b>ENVIRONMENTAL CONDITIONS</b>	23deg. C, 70%RH	<b>INPUT POWER</b>	AC 120V/60HZ
<b>TESTED BY</b>	Jace Hu		
<b>ANTENNA POLARITY &amp; TEST DISTANCE: VERTICAL AT 3 M</b>			

	Freq	Level	Read Level	Limit Line	Over Limit	Factor	Remark	Pol/Phase
	MHz	dBm/m	dBm	dBm/m	dB	dB/m		
1	45.520	-71.20	-50.81	-25.00	-46.20	-20.39	Peak	Vertical
2	84.320	-62.86	-44.58	-25.00	-37.86	-18.28	Peak	Vertical
3	157.070	-67.35	-56.11	-25.00	-42.35	-11.24	Peak	Vertical
4	190.050	-66.41	-59.88	-25.00	-41.41	-6.53	Peak	Vertical
5	310.330	-66.51	-63.02	-25.00	-41.51	-3.49	Peak	Vertical
6 PP	825.400	-53.23	-60.05	-25.00	-28.23	6.82	Peak	Vertical





BUREAU VERITAS

Test Report No.: W7L-240618W002RF12

ABOVE 1GHz

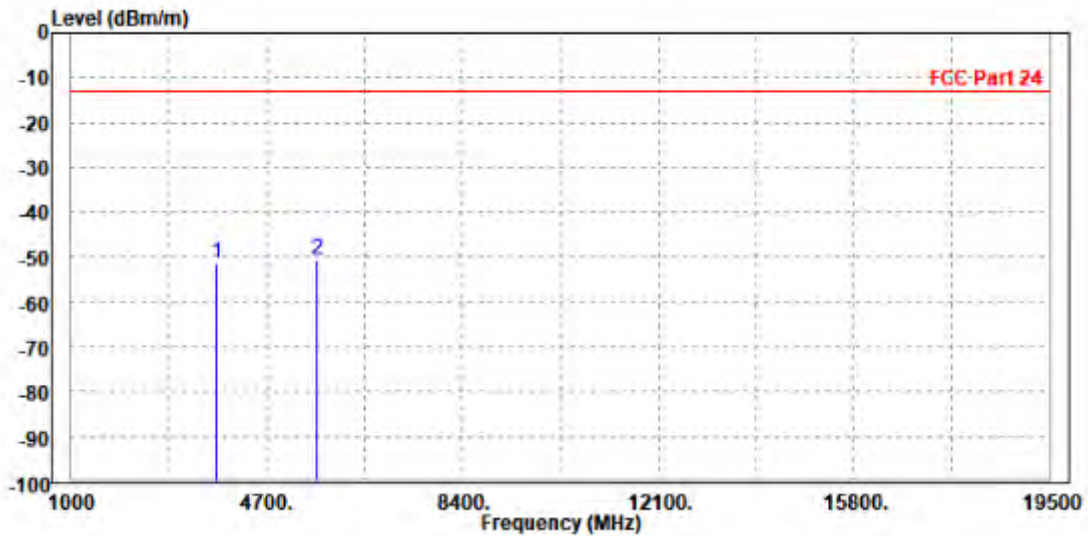
Note: For higher frequency, the emission is too low to be detected.

N2(Ant1) (DOWN): (15K)

CHANNEL BANDWIDTH: 5MHz / QPSK

MODE	TX channel 376000	FREQUENCY RANGE	Above 1000MHz
ENVIRONMENTAL CONDITIONS	23deg. C, 70%RH	INPUT POWER	AC 120V/60HZ
TESTED BY	Jace Hu		
<b>ANTENNA POLARITY &amp; TEST DISTANCE: HORIZONTAL AT 3 M</b>			

	Freq	Level	Read Level	Limit Line	Over Limit	Factor	Remark	Pol/Phase
	MHz	dBm/m	dBm	dBm/m	dB	dB/m		
1	3760.000	-51.46	-59.81	-13.00	-38.46	8.35	Peak	Horizontal
2 PP	5643.500	-50.40	-62.21	-13.00	-37.40	11.81	Peak	Horizontal



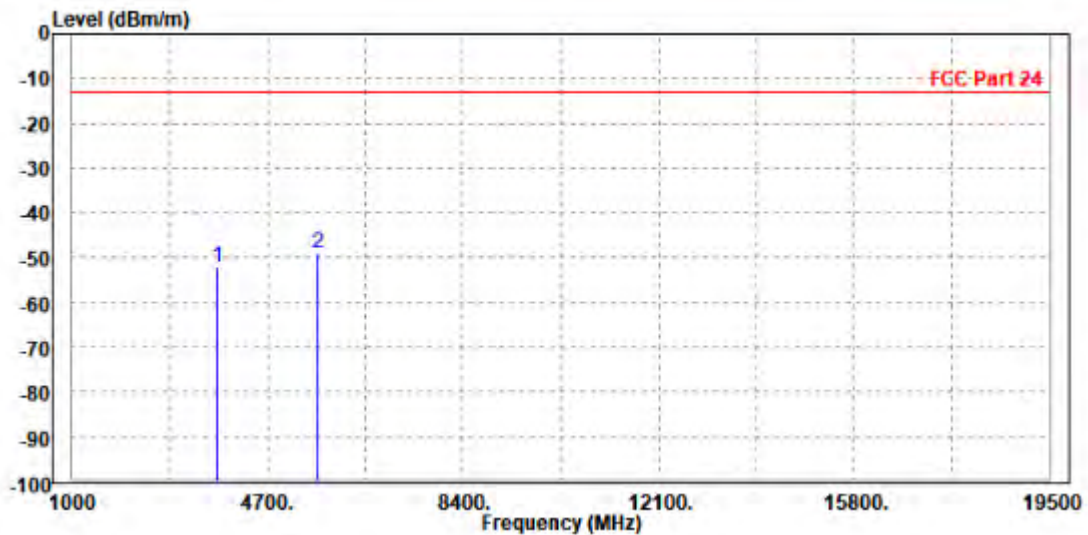




Test Report No.: W7L-240618W002RF12

<b>MODE</b>	TX channel 376000	<b>FREQUENCY RANGE</b>	Above 1000MHz
<b>ENVIRONMENTAL CONDITIONS</b>	23deg. C, 70%RH	<b>INPUT POWER</b>	AC 120V/60HZ
<b>TESTED BY</b>	Jace Hu		
<b>ANTENNA POLARITY &amp; TEST DISTANCE: VERTICAL AT 3 M</b>			

	Freq	Level	Read Level	Limit Line	Over Limit	Factor	Remark	Pol/Phase
	MHz	dBm/m	dBm	dBm/m	dB	dB/m		
1	3756.500	-51.95	-60.58	-13.00	-38.95	8.63	Peak	Vertical
2 PP	5640.000	-49.24	-61.56	-13.00	-36.24	12.32	Peak	Vertical





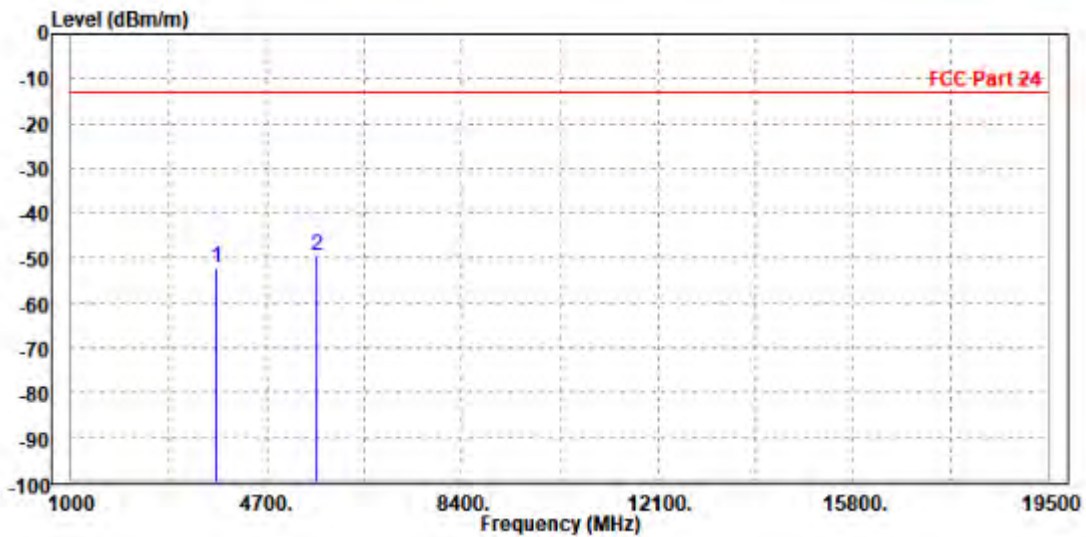
BUREAU VERITAS

Test Report No.: W7L-240618W002RF12

CHANNEL BANDWIDTH: 10MHz / QPSK

MODE	TX channel 376000	FREQUENCY RANGE	Above 1000MHz
ENVIRONMENTAL CONDITIONS	23deg. C, 70%RH	INPUT POWER	AC 120V/60HZ
TESTED BY	Jace Hu		
ANTENNA POLARITY & TEST DISTANCE: HORIZONTAL AT 3 M			

	Freq	Level	Read Level	Limit	Over Limit	Factor	Remark	Pol/Phase
	MHz	dBm/m	dBm	dBm/m	dB	dB/m		
1	3756.500	-52.11	-60.46	-13.00	-39.11	8.35	Peak	Horizontal
2 PP	5640.000	-49.34	-61.15	-13.00	-36.34	11.81	Peak	Horizontal

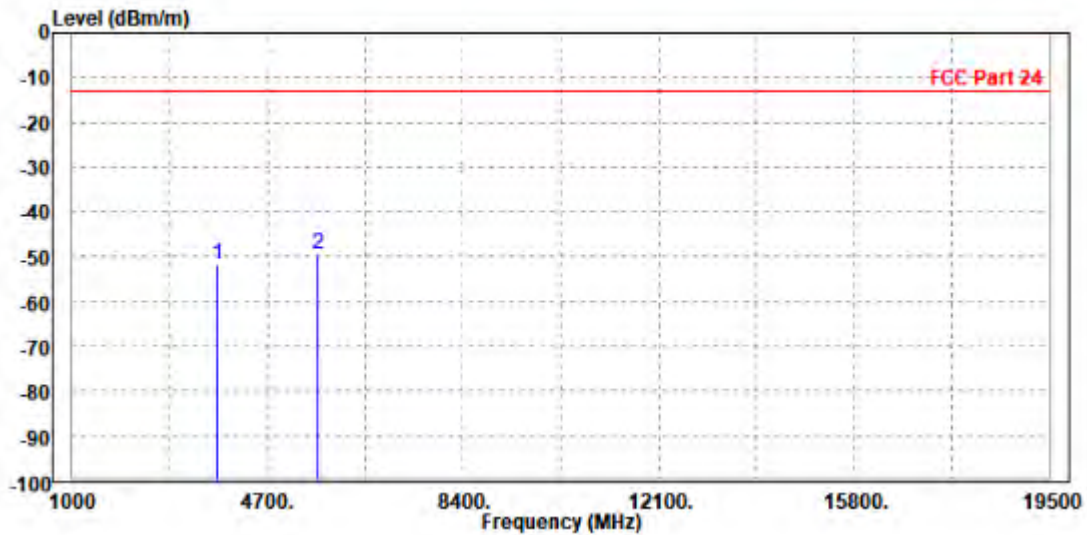




Test Report No.: W7L-240618W002RF12

<b>MODE</b>	TX channel 376000	<b>FREQUENCY RANGE</b>	Above 1000MHz
<b>ENVIRONMENTAL CONDITIONS</b>	23deg. C, 70%RH	<b>INPUT POWER</b>	AC 120V/60HZ
<b>TESTED BY</b>	Jace Hu		
<b>ANTENNA POLARITY &amp; TEST DISTANCE: VERTICAL AT 3 M</b>			

	Freq	Level	Read Level	Limit Line	Over Limit	Factor	Remark	Pol/Phase
	MHz	dBm/m	dBm	dBm/m	dB	dB/m		
1	3760.000	-51.81	-60.44	-13.00	-38.81	8.63	Peak	Vertical
2 PP	5643.500	-49.34	-61.66	-13.00	-36.34	12.32	Peak	Vertical





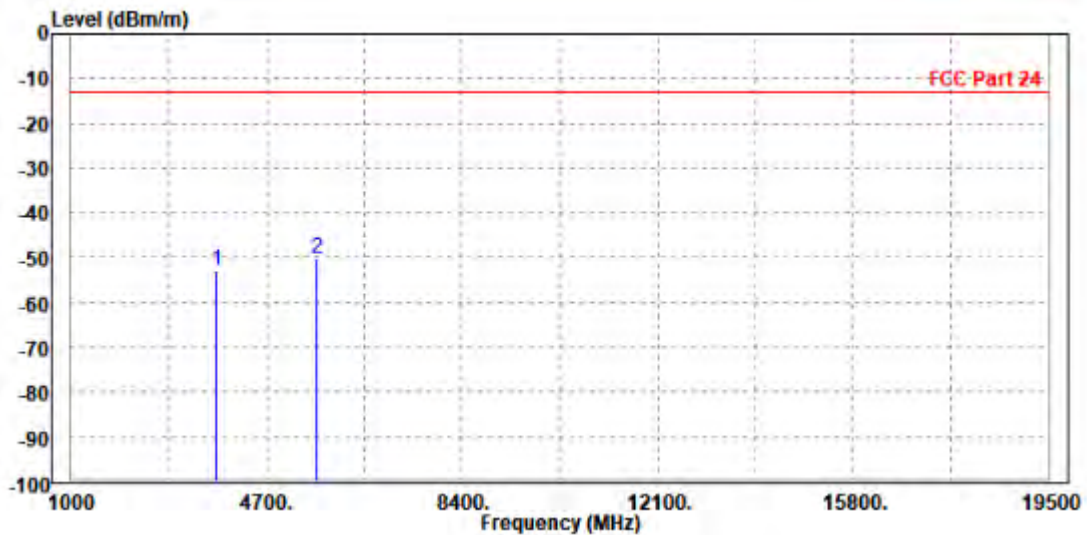
**BUREAU  
VERITAS**

Test Report No.: W7L-240618W002RF12

**CHANNEL BANDWIDTH: 15MHz / QPSK**

<b>MODE</b>	TX channel 376000	<b>FREQUENCY RANGE</b>	Above 1000MHz
<b>ENVIRONMENTAL CONDITIONS</b>	23deg. C, 70%RH	<b>INPUT POWER</b>	AC 120V/60HZ
<b>TESTED BY</b>	Jace Hu		
<b>ANTENNA POLARITY &amp; TEST DISTANCE: HORIZONTAL AT 3 M</b>			

	Freq	Level	Read Level	Limit Line	Over Limit	Factor	Remark	Pol/Phase
	MHz	dBm/m	dBm	dBm/m	dB	dB/m		
1	3756.500	-52.94	-61.29	-13.00	-39.94	8.35	Peak	Horizontal
2 PP	5640.000	-50.17	-61.98	-13.00	-37.17	11.81	Peak	Horizontal

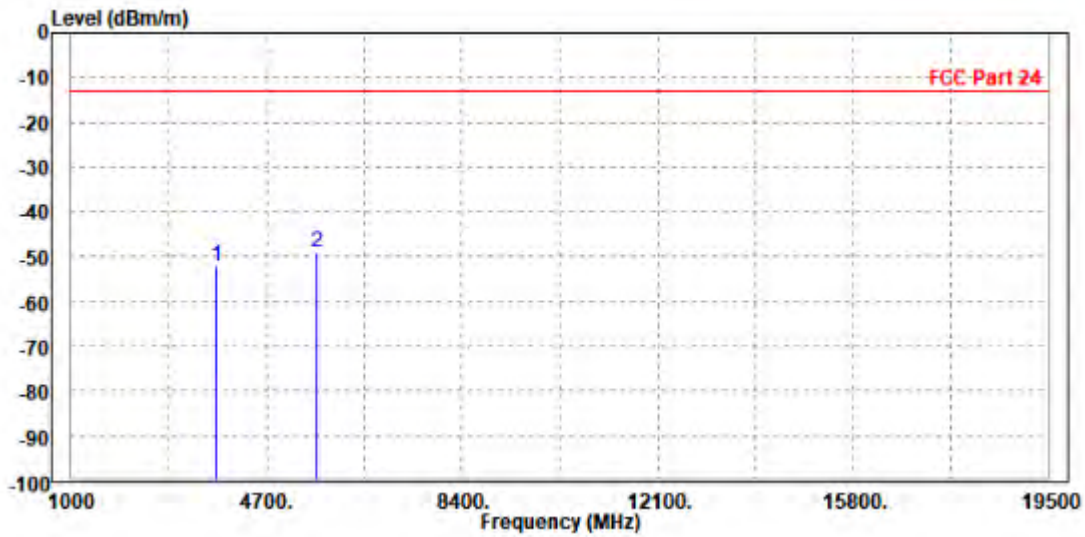




Test Report No.: W7L-240618W002RF12

<b>MODE</b>	TX channel 376000	<b>FREQUENCY RANGE</b>	Above 1000MHz
<b>ENVIRONMENTAL CONDITIONS</b>	23deg. C, 70%RH	<b>INPUT POWER</b>	AC 120V/60HZ
<b>TESTED BY</b>	Jace Hu		
<b>ANTENNA POLARITY &amp; TEST DISTANCE: VERTICAL AT 3 M</b>			

	Freq	Level	Read Level	Limit Line	Over Limit	Factor	Remark	Pol/Phase
	MHz	dBm/m	dBm	dBm/m	dB	dB/m		
1	3760.000	-52.17	-60.80	-13.00	-39.17	8.63	Peak	Vertical
2 PP	5643.500	-49.15	-61.47	-13.00	-36.15	12.32	Peak	Vertical







**BUREAU  
VERITAS**

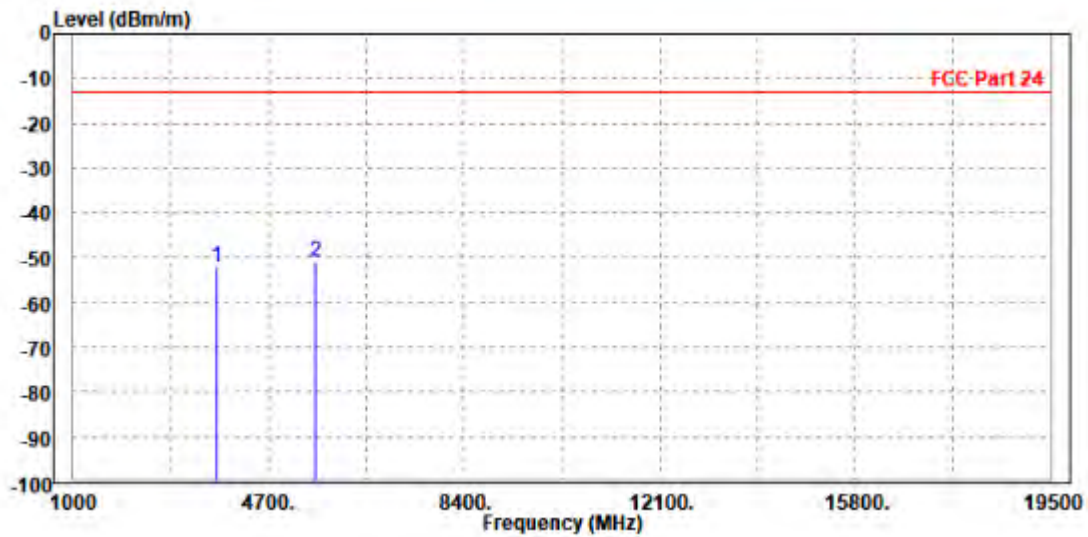
Test Report No.: W7L-240618W002RF12

**CHANNEL BANDWIDTH: 20MHz / QPSK**

**CH372000**

<b>MODE</b>	TX channel 372000	<b>FREQUENCY RANGE</b>	Above 1000MHz
<b>ENVIRONMENTAL CONDITIONS</b>	23deg. C, 70%RH	<b>INPUT POWER</b>	AC 120V/60HZ
<b>TESTED BY</b>	Jace Hu		
<b>ANTENNA POLARITY &amp; TEST DISTANCE: HORIZONTAL AT 3 M</b>			

	Freq	Level	Read Level	Limit Line	Over Limit	Factor	Remark	Pol/Phase
	MHz	dBm/m	dBm	dBm/m	dB	dB/m		
1	3719.500	-51.94	-60.32	-13.00	-38.94	8.38	Peak	Horizontal
2 PP	5580.000	-50.97	-62.78	-13.00	-37.97	11.81	Peak	Horizontal

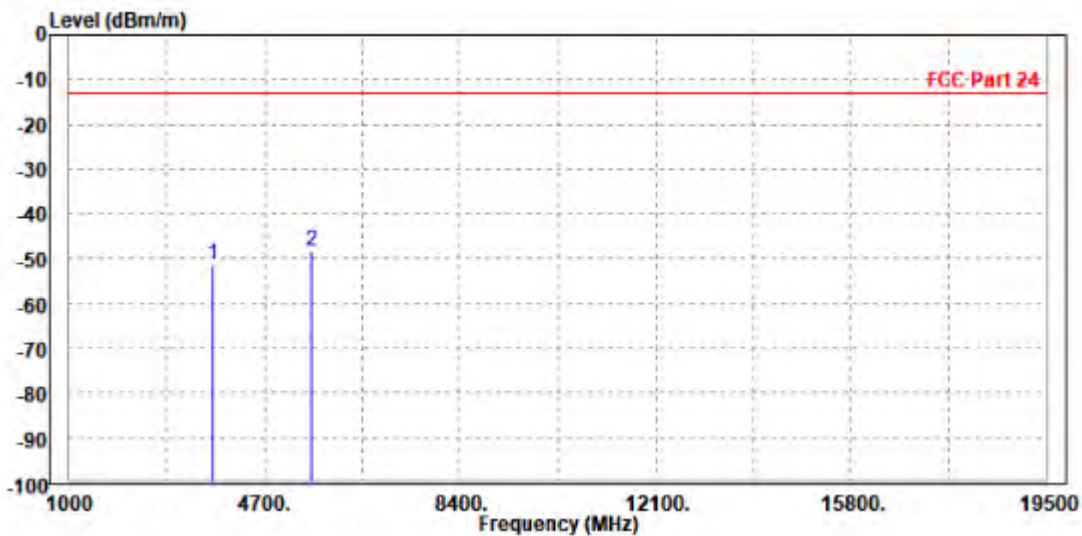




Test Report No.: W7L-240618W002RF12

<b>MODE</b>	TX channel 372000	<b>FREQUENCY RANGE</b>	Above 1000MHz
<b>ENVIRONMENTAL CONDITIONS</b>	23deg. C, 70%RH	<b>INPUT POWER</b>	AC 120V/60HZ
<b>TESTED BY</b>	Jace Hu		
<b>ANTENNA POLARITY &amp; TEST DISTANCE: VERTICAL AT 3 M</b>			

	Freq	Level	Read Level	Limit Line	Over Limit	Factor	Remark	Pol/Phase
	MHz	dBm/m	dBm	dBm/m	dB	dB/m		
1	3720.000	-51.44	-60.07	-13.00	-38.44	8.63	Peak	Vertical
2 PP	5588.000	-48.13	-60.46	-13.00	-35.13	12.33	Peak	Vertical





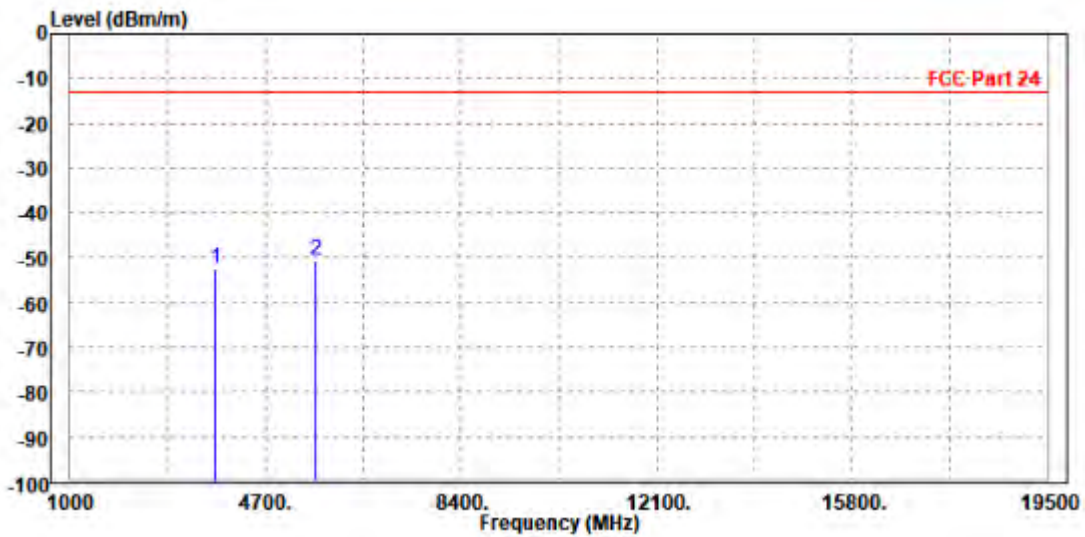
BUREAU VERITAS

Test Report No.: W7L-240618W002RF12

CH376000

MODE	TX channel 376000	FREQUENCY RANGE	Above 1000MHz
ENVIRONMENTAL CONDITIONS	23deg. C, 70%RH	INPUT POWER	AC 120V/60HZ
TESTED BY	Jace Hu		
ANTENNA POLARITY & TEST DISTANCE: HORIZONTAL AT 3 M			

	Freq	Level	Read Level	Limit Line	Over Limit	Factor	Remark	Pol/Phase
	MHz	dBm/m	dBm	dBm/m	dB	dB/m		
1	3760.000	-52.61	-60.96	-13.00	-39.61	8.35	Peak	Horizontal
2 PP	5643.500	-50.41	-62.22	-13.00	-37.41	11.81	Peak	Horizontal



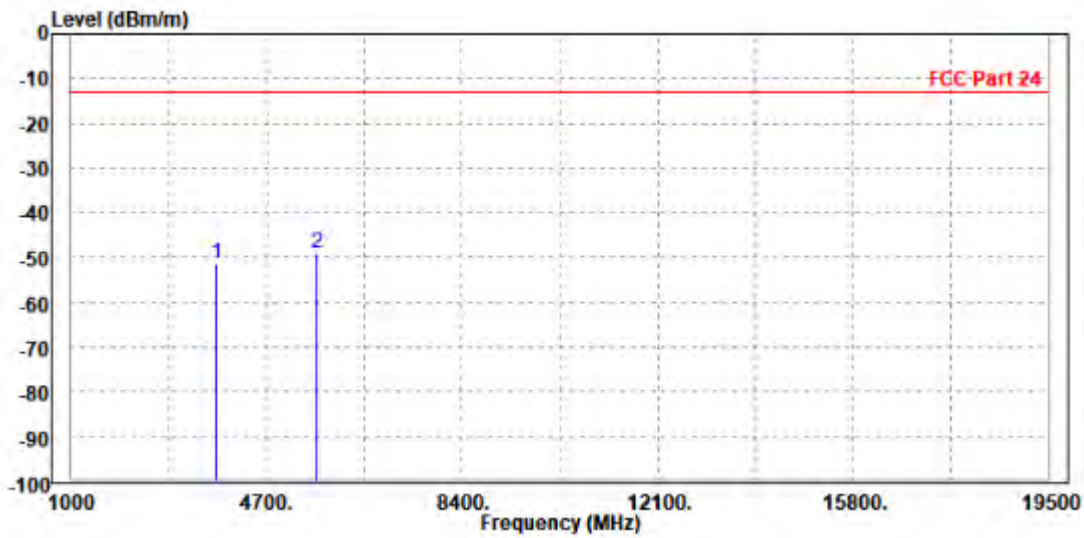




Test Report No.: W7L-240618W002RF12

<b>MODE</b>	TX channel 376000	<b>FREQUENCY RANGE</b>	Above 1000MHz
<b>ENVIRONMENTAL CONDITIONS</b>	23deg. C, 70%RH	<b>INPUT POWER</b>	AC 120V/60HZ
<b>TESTED BY</b>	Jace Hu		
<b>ANTENNA POLARITY &amp; TEST DISTANCE: VERTICAL AT 3 M</b>			

	Freq	Level	Read Level	Limit Line	Over Limit	Factor	Remark	Pol/Phase
	MHz	dBm/m	dBm	dBm/m	dB	dB/m		
1	3756.500	-51.45	-60.08	-13.00	-38.45	8.63	Peak	Vertical
2 PP	5640.000	-49.04	-61.36	-13.00	-36.04	12.32	Peak	Vertical





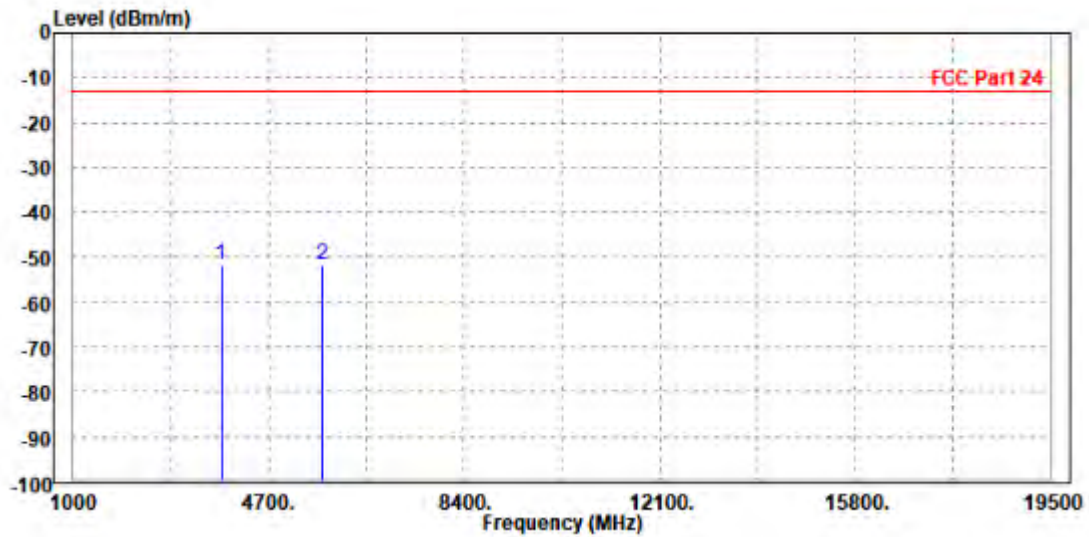
BUREAU  
VERITAS

Test Report No.: W7L-240618W002RF12

CH380000

MODE	TX channel 380000	FREQUENCY RANGE	Above 1000MHz
ENVIRONMENTAL CONDITIONS	23deg. C, 70%RH	INPUT POWER	AC 120V/60HZ
TESTED BY	Jace Hu		
<b>ANTENNA POLARITY &amp; TEST DISTANCE: HORIZONTAL AT 3 M</b>			

	Freq	Level	Read Level	Limit Line	Over Limit	Factor	Remark	Pol/Phase
	MHz	dBm/m	dBm	dBm/m	dB	dB/m		
1	PP 3800.000	-51.64	-59.96	-13.00	-38.64	8.32	Peak	Horizontal
2	5699.000	-51.78	-63.60	-13.00	-38.78	11.82	Peak	Horizontal

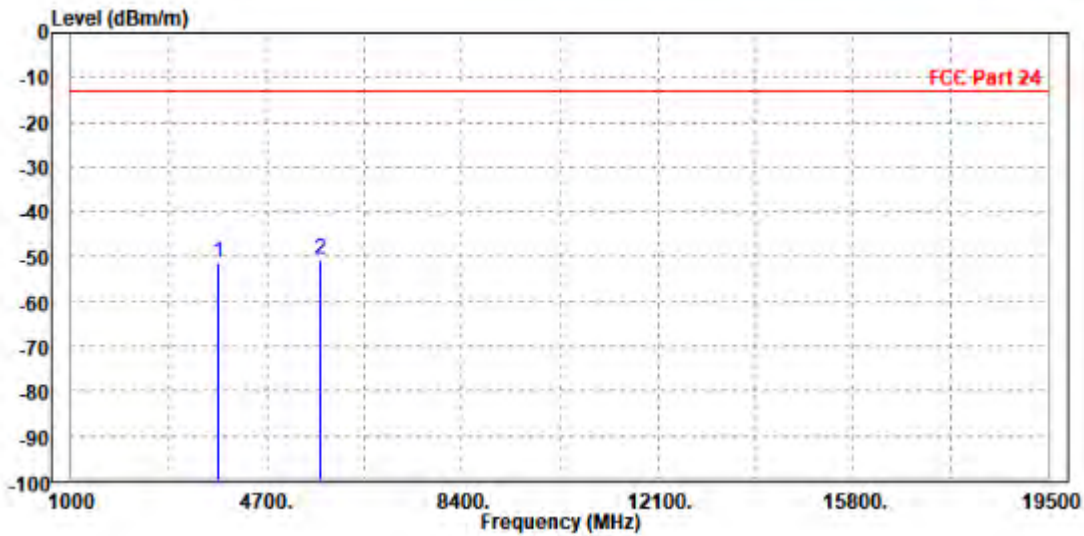




Test Report No.: W7L-240618W002RF12

<b>MODE</b>	TX channel 380000	<b>FREQUENCY RANGE</b>	Above 1000MHz
<b>ENVIRONMENTAL CONDITIONS</b>	23deg. C, 70%RH	<b>INPUT POWER</b>	AC 120V/60HZ
<b>TESTED BY</b>	Jace Hu		
<b>ANTENNA POLARITY &amp; TEST DISTANCE: VERTICAL AT 3 M</b>			

	Freq	Level	Read Level	Limit Line	Over Limit	Factor	Remark	Pol/Phase
	MHz	dBm/m	dBm	dBm/m	dB	dB/m		
1	3793.500	-51.43	-60.06	-13.00	-38.43	8.63	Peak	Vertical
2 PP	5700.000	-50.41	-62.73	-13.00	-37.41	12.32	Peak	Vertical





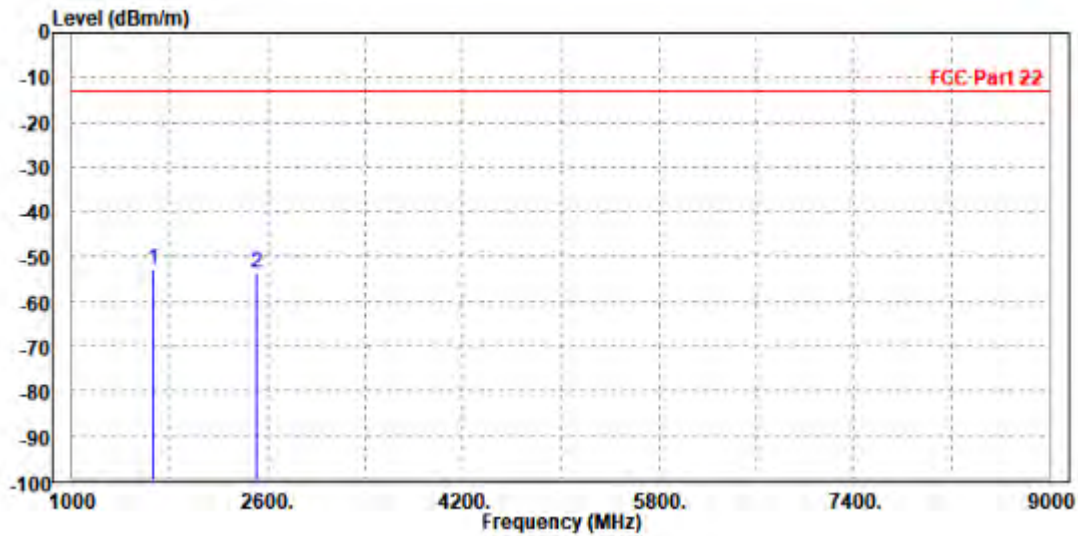
Test Report No.: W7L-240618W002RF12

N5(Ant4) (UP): (15K)

CHANNEL BANDWIDTH: 5MHz / QPSK

MODE	TX channel 167300	FREQUENCY RANGE	Above 1000MHz
ENVIRONMENTAL CONDITIONS	23deg. C, 70%RH	INPUT POWER	AC 120V/60HZ
TESTED BY	Jace Hu		
<b>ANTENNA POLARITY &amp; TEST DISTANCE: HORIZONTAL AT 3 M</b>			

	Freq	Level	Read Level	Limit Line	Over Limit	Factor	Remark	Pol/Phase
	MHz	dBm/m	dBm	dBm/m	dB	dB/m		
1	PP 1656.000	-52.96	-56.64	-13.00	-39.96	3.68	Peak	Horizontal
2	2509.000	-53.46	-59.60	-13.00	-40.46	6.14	Peak	Horizontal

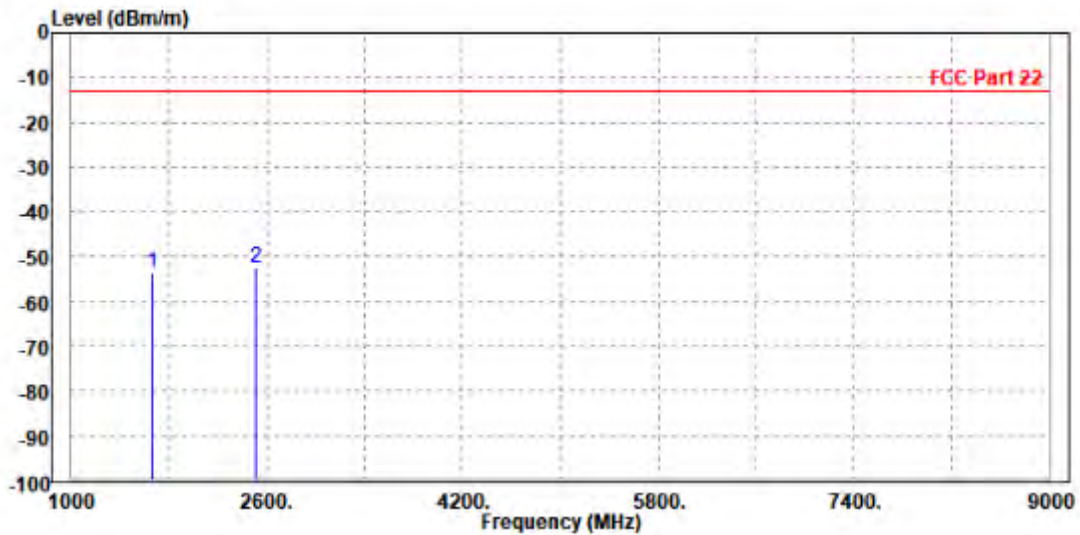




Test Report No.: W7L-240618W002RF12

<b>MODE</b>	TX channel 167300	<b>FREQUENCY RANGE</b>	Above 1000MHz
<b>ENVIRONMENTAL CONDITIONS</b>	23deg. C, 70%RH	<b>INPUT POWER</b>	AC 120V/60HZ
<b>TESTED BY</b>	Jace Hu		
<b>ANTENNA POLARITY &amp; TEST DISTANCE: VERTICAL AT 3 M</b>			

	Freq	Level	Read Level	Limit Line	Over Limit	Factor	Remark	Pol/Phase
	MHz	dBm/m	dBm	dBm/m	dB	dB/m		
1	1656.000	-53.66	-57.06	-13.00	-40.66	3.40	Peak	Vertical
2 PP	2512.000	-52.39	-58.24	-13.00	-39.39	5.85	Peak	Vertical







BUREAU VERITAS

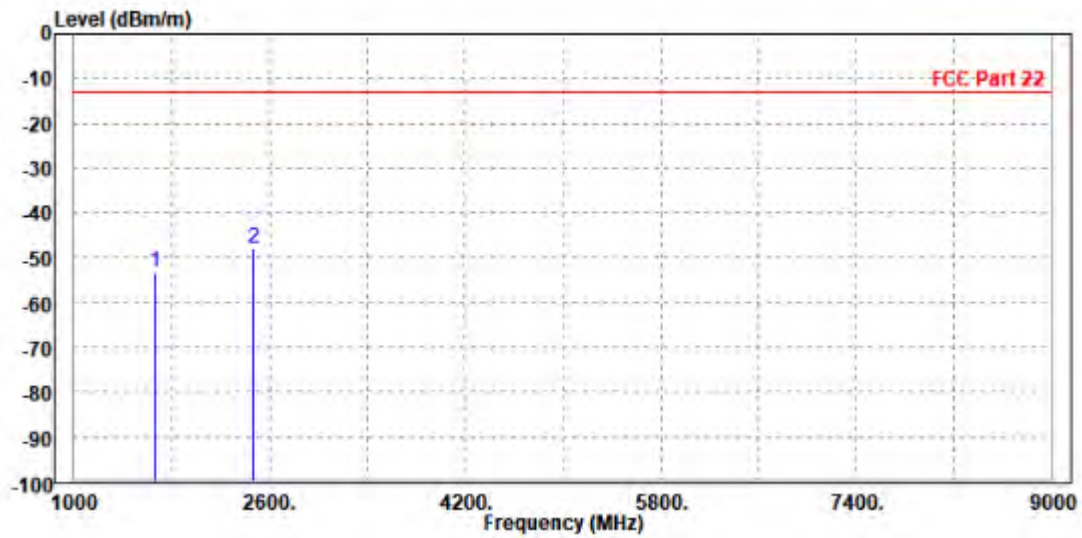
Test Report No.: W7L-240618W002RF12

CHANNEL BANDWIDTH: 10MHz / QPSK

CH165800

MODE	TX channel 165800	FREQUENCY RANGE	Above 1000MHz
ENVIRONMENTAL CONDITIONS	23deg. C, 70%RH	INPUT POWER	AC 120V/60HZ
TESTED BY	Jace Hu		
<b>ANTENNA POLARITY &amp; TEST DISTANCE: HORIZONTAL AT 3 M</b>			

	Freq	Level	Read Level	Limit Line	Over Limit	Factor	Remark	Pol/Phase
	MHz	dBm/m	dBm	dBm/m	dB	dB/m		
1	1664.000	-53.35	-57.06	-13.00	-40.35	3.71	Peak	Horizontal
2 PP	2472.000	-47.96	-53.98	-13.00	-34.96	6.02	Peak	Horizontal

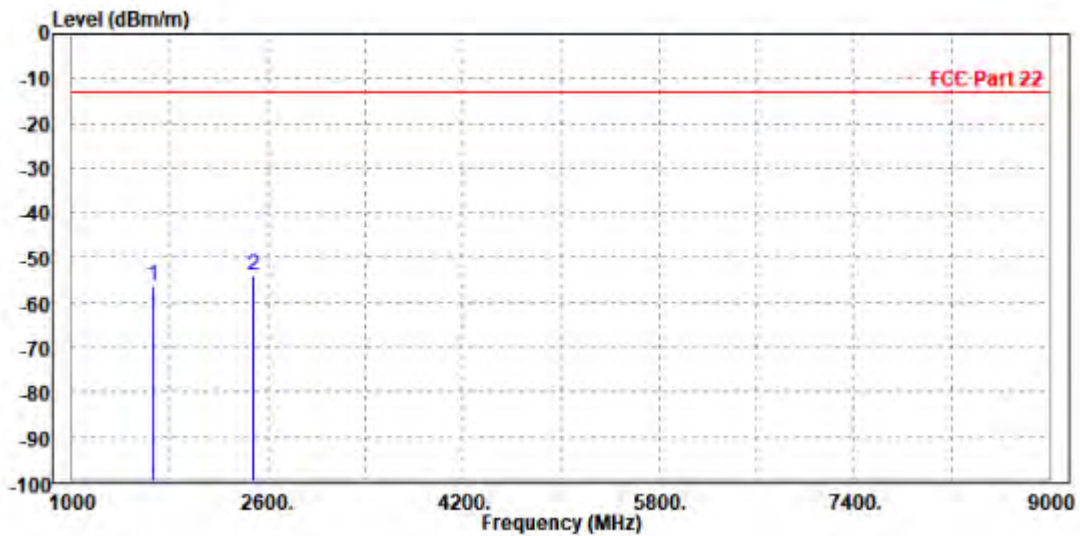




Test Report No.: W7L-240618W002RF12

<b>MODE</b>	TX channel 165800	<b>FREQUENCY RANGE</b>	Above 1000MHz
<b>ENVIRONMENTAL CONDITIONS</b>	23deg. C, 70%RH	<b>INPUT POWER</b>	AC 120V/60HZ
<b>TESTED BY</b>	Jace Hu		
<b>ANTENNA POLARITY &amp; TEST DISTANCE: VERTICAL AT 3 M</b>			

	Freq	Level	Read Level	Limit Line	Over Limit	Factor	Remark	Pol/Phase
	MHz	dBm/m	dBm	dBm/m	dB	dB/m		
1	1656.000	-56.25	-59.65	-13.00	-43.25	3.40	Peak	Vertical
2 PP	2487.000	-54.03	-59.76	-13.00	-41.03	5.73	Peak	Vertical





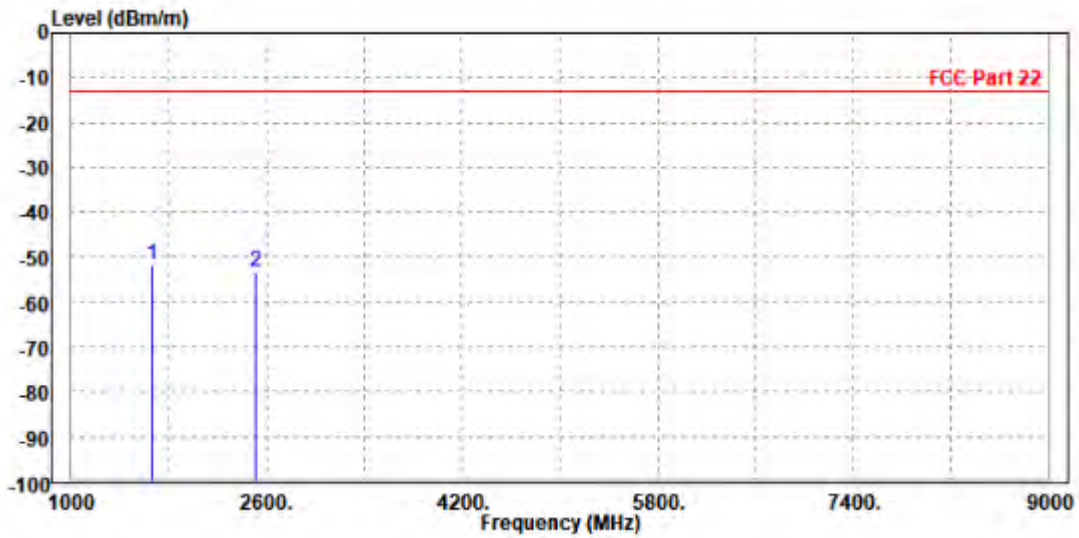
BUREAU  
VERITAS

Test Report No.: W7L-240618W002RF12

CH167300

MODE	TX channel 167300	FREQUENCY RANGE	Above 1000MHz
ENVIRONMENTAL CONDITIONS	23deg. C, 70%RH	INPUT POWER	AC 120V/60HZ
TESTED BY	Jace Hu		
ANTENNA POLARITY & TEST DISTANCE: HORIZONTAL AT 3 M			

	Freq	Level	Read Level	Limit Line	Over Limit	Factor	Remark	Pol/Phase
	MHz	dBm/m	dBm	dBm/m	dB	dB/m		
1	PP 1656.000	-51.70	-55.38	-13.00	-38.70	3.68	Peak	Horizontal
2	2512.000	-53.12	-59.27	-13.00	-40.12	6.15	Peak	Horizontal



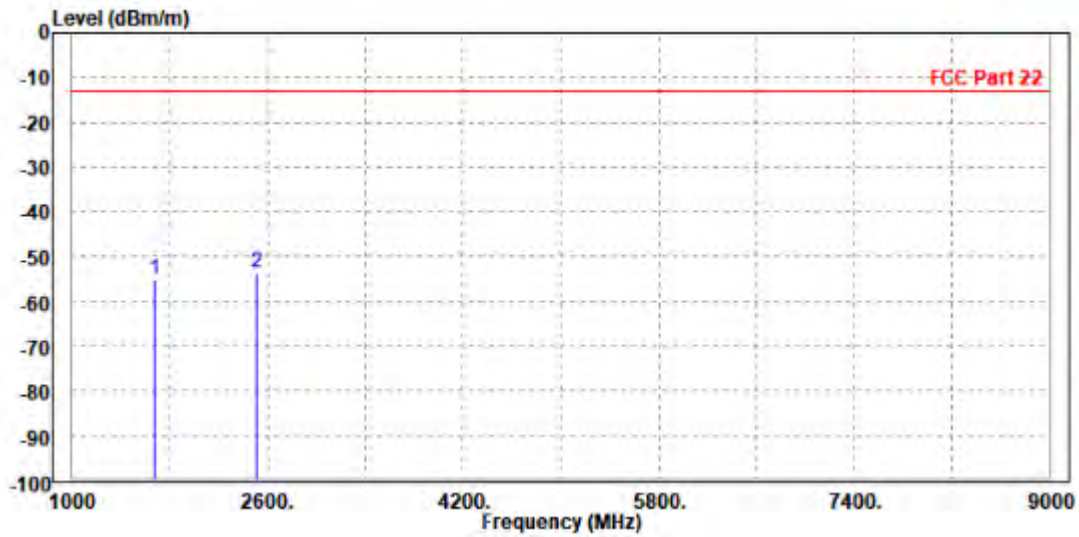




Test Report No.: W7L-240618W002RF12

<b>MODE</b>	TX channel 167300	<b>FREQUENCY RANGE</b>	Above 1000MHz
<b>ENVIRONMENTAL CONDITIONS</b>	23deg. C, 70%RH	<b>INPUT POWER</b>	AC 120V/60HZ
<b>TESTED BY</b>	Jace Hu		
<b>ANTENNA POLARITY &amp; TEST DISTANCE: VERTICAL AT 3 M</b>			

	Freq	Level	Read Level	Limit Line	Over Limit	Factor	Remark	Pol/Phase
	MHz	dBm/m	dBm	dBm/m	dB	dB/m		
1	1672.000	-55.05	-58.48	-13.00	-42.05	3.43	Peak	Vertical
2 PP	2509.000	-53.51	-59.34	-13.00	-40.51	5.83	Peak	Vertical





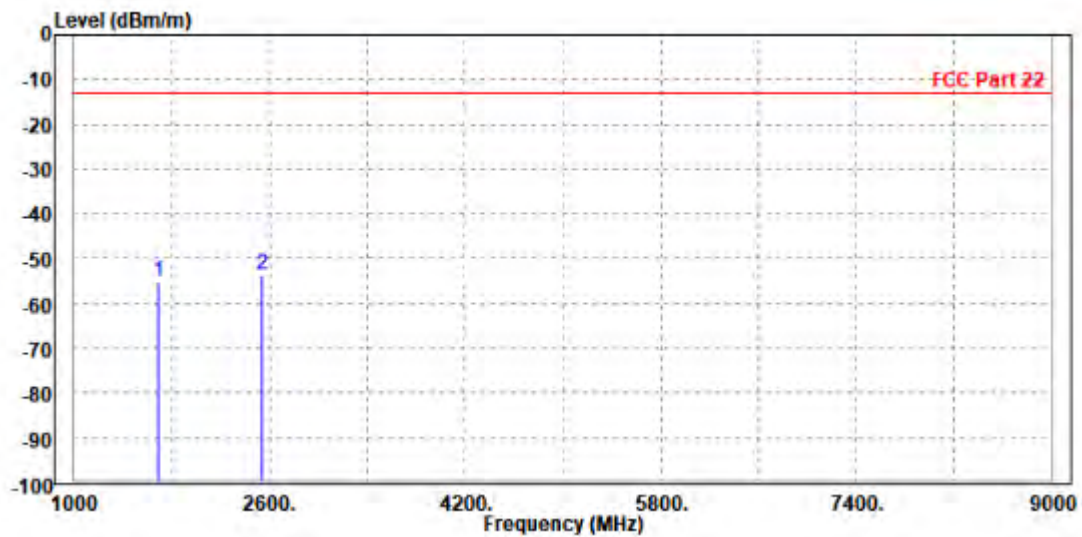
**BUREAU  
VERITAS**

Test Report No.: W7L-240618W002RF12

**CH168800**

<b>MODE</b>	TX channel 168800	<b>FREQUENCY RANGE</b>	Above 1000MHz
<b>ENVIRONMENTAL CONDITIONS</b>	23deg. C, 70%RH	<b>INPUT POWER</b>	AC 120V/60HZ
<b>TESTED BY</b>	Jace Hu		
<b>ANTENNA POLARITY &amp; TEST DISTANCE: HORIZONTAL AT 3 M</b>			

	Freq	Level	Read Level	Limit Line	Over Limit	Factor	Remark	Pol/Phase
	MHz	dBm/m	dBm	dBm/m	dB	dB/m		
1	1688.000	-55.16	-58.94	-13.00	-42.16	3.78	Peak	Horizontal
2 PP	2532.000	-53.59	-59.83	-13.00	-40.59	6.24	Peak	Horizontal

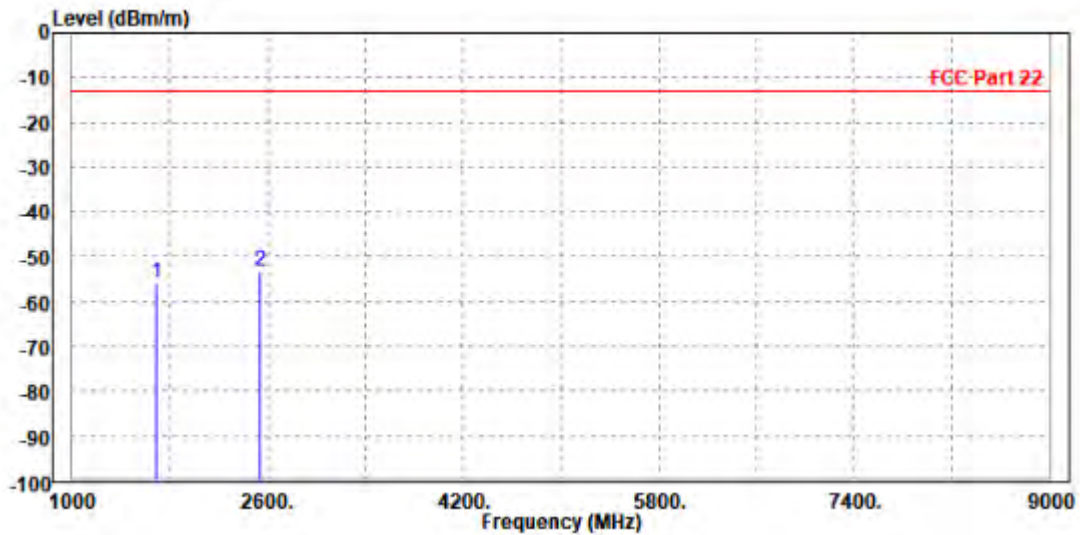




Test Report No.: W7L-240618W002RF12

<b>MODE</b>	TX channel 168800	<b>FREQUENCY RANGE</b>	Above 1000MHz
<b>ENVIRONMENTAL CONDITIONS</b>	23deg. C, 70%RH	<b>INPUT POWER</b>	AC 120V/60HZ
<b>TESTED BY</b>	Jace Hu		
<b>ANTENNA POLARITY &amp; TEST DISTANCE: VERTICAL AT 3 M</b>			

	Freq	Level	Read Level	Limit Line	Over Limit	Factor	Remark	Pol/Phase
	MHz	dBm/m	dBm	dBm/m	dB	dB/m		
1	1688.000	-55.84	-59.30	-13.00	-42.84	3.46	Peak	Vertical
2 PP	2536.000	-53.22	-59.22	-13.00	-40.22	6.00	Peak	Vertical





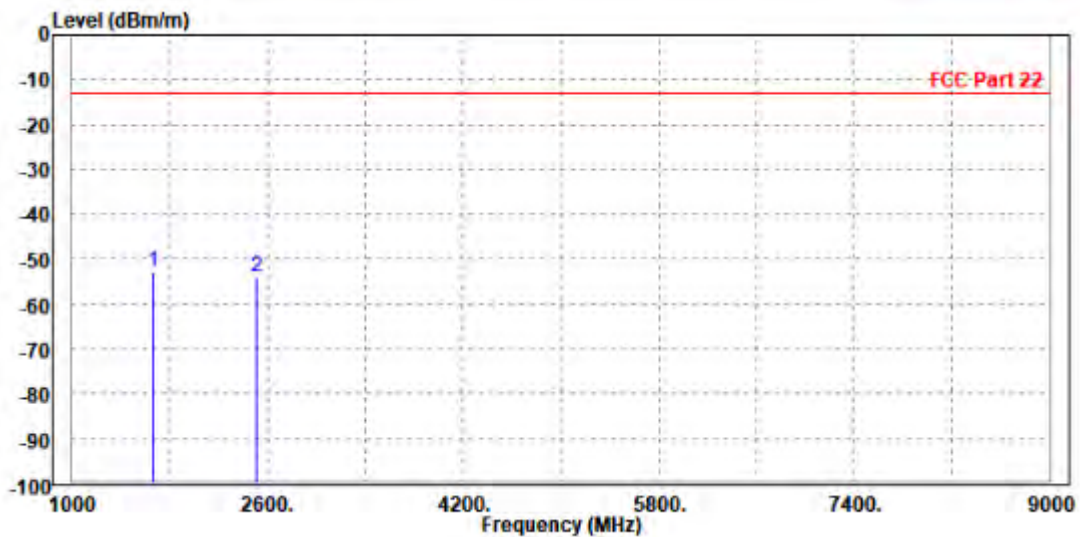
**BUREAU  
VERITAS**

Test Report No.: W7L-240618W002RF12

**CHANNEL BANDWIDTH: 15MHz / QPSK**

<b>MODE</b>	TX channel 167300	<b>FREQUENCY RANGE</b>	Above 1000MHz
<b>ENVIRONMENTAL CONDITIONS</b>	23deg. C, 70%RH	<b>INPUT POWER</b>	AC 120V/60HZ
<b>TESTED BY</b>	Jace Hu		
<b>ANTENNA POLARITY &amp; TEST DISTANCE: HORIZONTAL AT 3 M</b>			

	Freq	Level	Read Level	Limit Line	Over Limit	Factor	Remark	Pol/Phase
	MHz	dBm/m	dBm	dBm/m	dB	dB/m		
1	PP 1656.000	-53.01	-56.69	-13.00	-40.01	3.68	Peak	Horizontal
2	2509.000	-53.99	-60.13	-13.00	-40.99	6.14	Peak	Horizontal

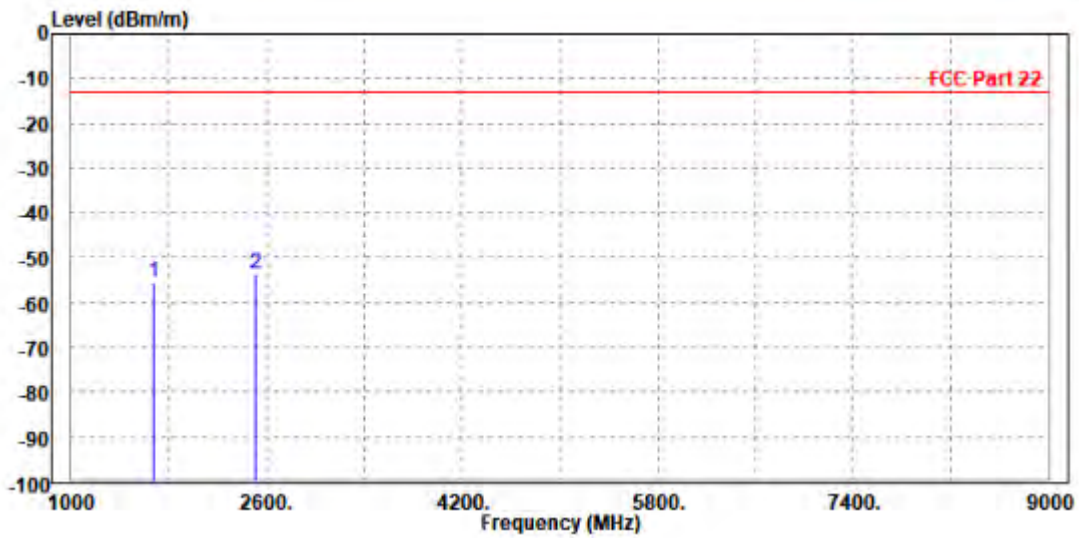




Test Report No.: W7L-240618W002RF12

<b>MODE</b>	TX channel 167300	<b>FREQUENCY RANGE</b>	Above 1000MHz
<b>ENVIRONMENTAL CONDITIONS</b>	23deg. C, 70%RH	<b>INPUT POWER</b>	AC 120V/60HZ
<b>TESTED BY</b>	Jace Hu		
<b>ANTENNA POLARITY &amp; TEST DISTANCE: VERTICAL AT 3 M</b>			

	Freq	Level	Read Level	Limit Line	Over Limit	Factor	Remark	Pol/Phase
	MHz	dBm/m	dBm	dBm/m	dB	dB/m		
1	1673.000	-55.37	-58.80	-13.00	-42.37	3.43	Peak	Vertical
2 PP	2512.000	-53.60	-59.45	-13.00	-40.60	5.85	Peak	Vertical







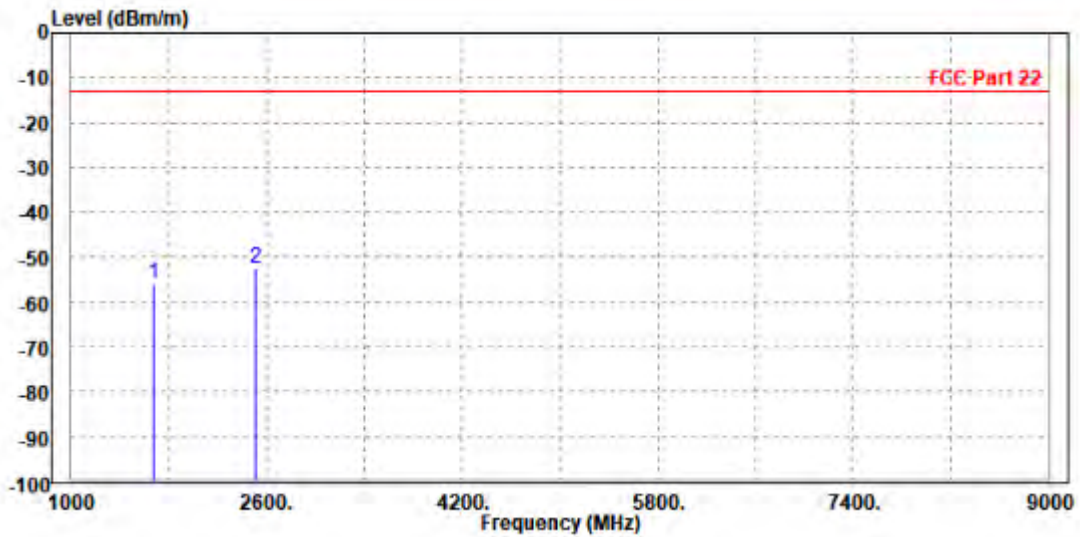
**BUREAU  
VERITAS**

Test Report No.: W7L-240618W002RF12

**CHANNEL BANDWIDTH: 20MHz / QPSK**

<b>MODE</b>	TX channel 167300	<b>FREQUENCY RANGE</b>	Above 1000MHz
<b>ENVIRONMENTAL CONDITIONS</b>	23deg. C, 70%RH	<b>INPUT POWER</b>	AC 120V/60HZ
<b>TESTED BY</b>	Jace Hu		
<b>ANTENNA POLARITY &amp; TEST DISTANCE: HORIZONTAL AT 3 M</b>			

	Freq	Read Level	Limit Level	Over Limit	Factor	Remark	Pol/Phase
	MHz	dBm/m	dBm	dBm/m	dB	dB/m	
1	1673.000	-56.04	-59.78	-13.00	-43.04	3.74 Peak	Horizontal
2 PP	2512.000	-52.45	-58.60	-13.00	-39.45	6.15 Peak	Horizontal

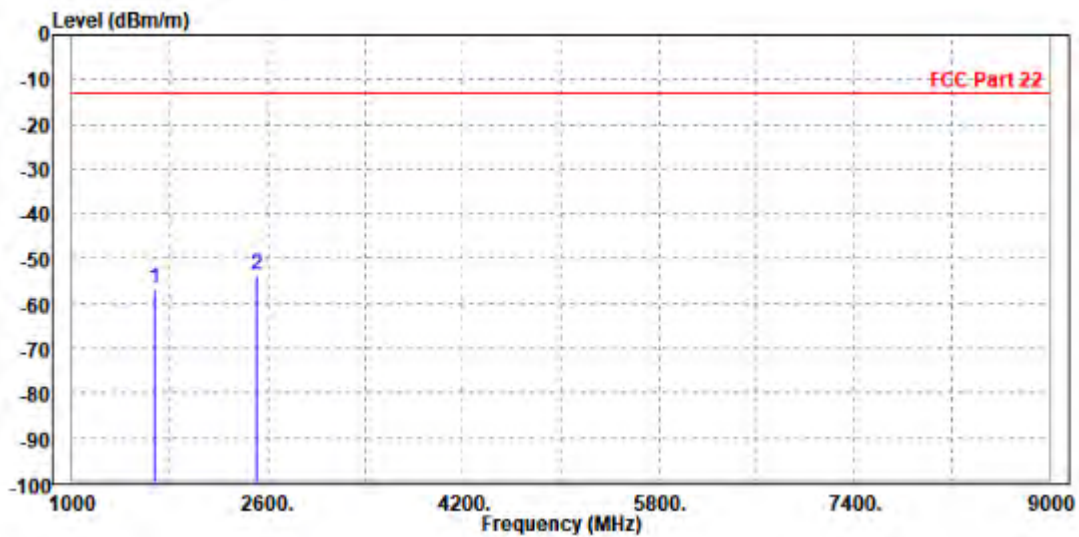




Test Report No.: W7L-240618W002RF12

<b>MODE</b>	TX channel 167300	<b>FREQUENCY RANGE</b>	Above 1000MHz
<b>ENVIRONMENTAL CONDITIONS</b>	23deg. C, 70%RH	<b>INPUT POWER</b>	AC 120V/60HZ
<b>TESTED BY</b>	Jace Hu		
<b>ANTENNA POLARITY &amp; TEST DISTANCE: VERTICAL AT 3 M</b>			

	Freq	Level	Read Level	Limit Line	Over Limit	Factor	Remark	Pol/Phase
	MHz	dBm/m	dBm	dBm/m	dB	dB/m		
1	1672.000	-56.58	-60.01	-13.00	-43.58	3.43	Peak	Vertical
2 PP	2509.000	-53.60	-59.43	-13.00	-40.60	5.83	Peak	Vertical





BUREAU VERITAS

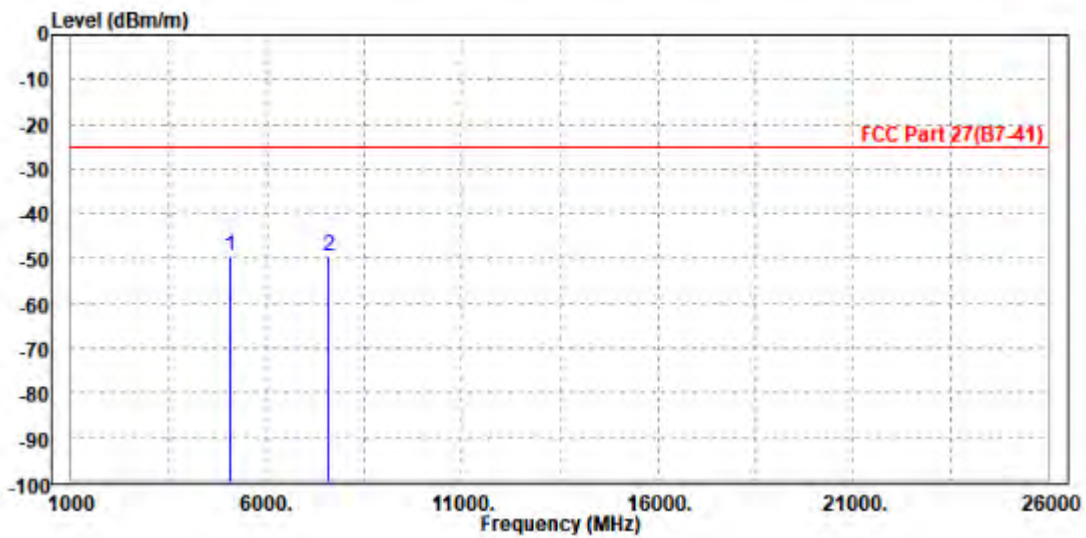
Test Report No.: W7L-240618W002RF12

N7(Ant1) (DOWN): (15K)

CHANNEL BANDWIDTH: 5MHz / QPSK

MODE	TX channel 507000	FREQUENCY RANGE	Above 1000MHz
ENVIRONMENTAL CONDITIONS	23deg. C, 70%RH	INPUT POWER	AC 120V/60HZ
TESTED BY	Jace Hu		
<b>ANTENNA POLARITY &amp; TEST DISTANCE: HORIZONTAL AT 3 M</b>			

	Read	Limit	Over				
Freq	Level	Level	Line	Limit	Factor	Remark	Pol/Phase
MHz	dBm/m	dBm	dBm/m	dB	dB/m		
1 PP 5070.000	-49.25	-60.41	-25.00	-24.25	11.16	Peak	Horizontal
2 7600.000	-49.52	-64.03	-25.00	-24.52	14.51	Peak	Horizontal



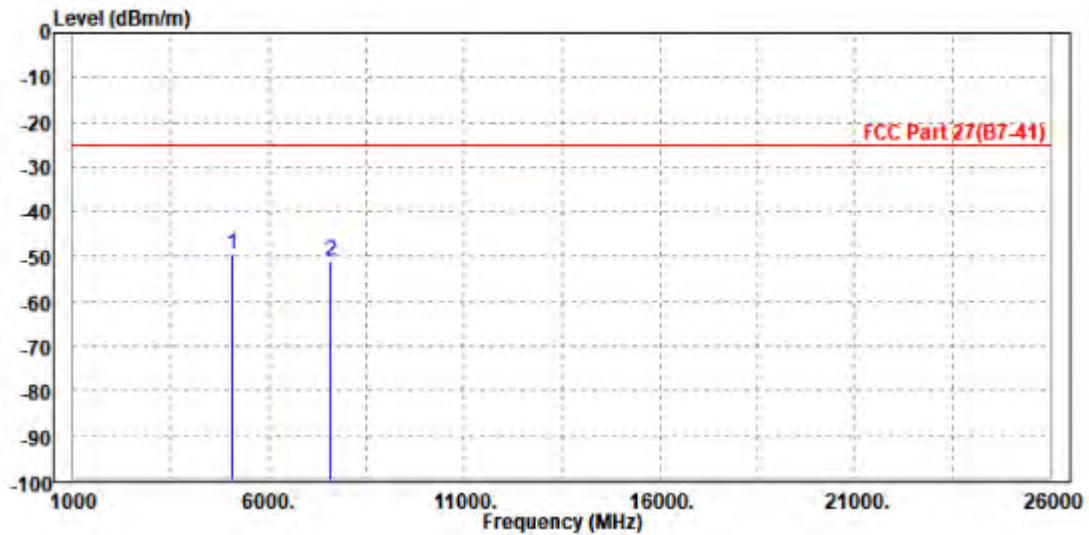




Test Report No.: W7L-240618W002RF12

<b>MODE</b>	TX channel 507000	<b>FREQUENCY RANGE</b>	Above 1000MHz
<b>ENVIRONMENTAL CONDITIONS</b>	23deg. C, 70%RH	<b>INPUT POWER</b>	AC 120V/60HZ
<b>TESTED BY</b>	Jace Hu		
<b>ANTENNA POLARITY &amp; TEST DISTANCE: VERTICAL AT 3 M</b>			

	Freq	Level	Read Level	Limit Line	Over Limit	Factor	Remark	Pol/Phase
	MHz	dBm/m	dBm	dBm/m	dB	dB/m		
1	PP 5075.000	-49.60	-61.12	-25.00	-24.60	11.52	Peak	Vertical
2	7605.000	-50.77	-64.25	-25.00	-25.77	13.48	Peak	Vertical



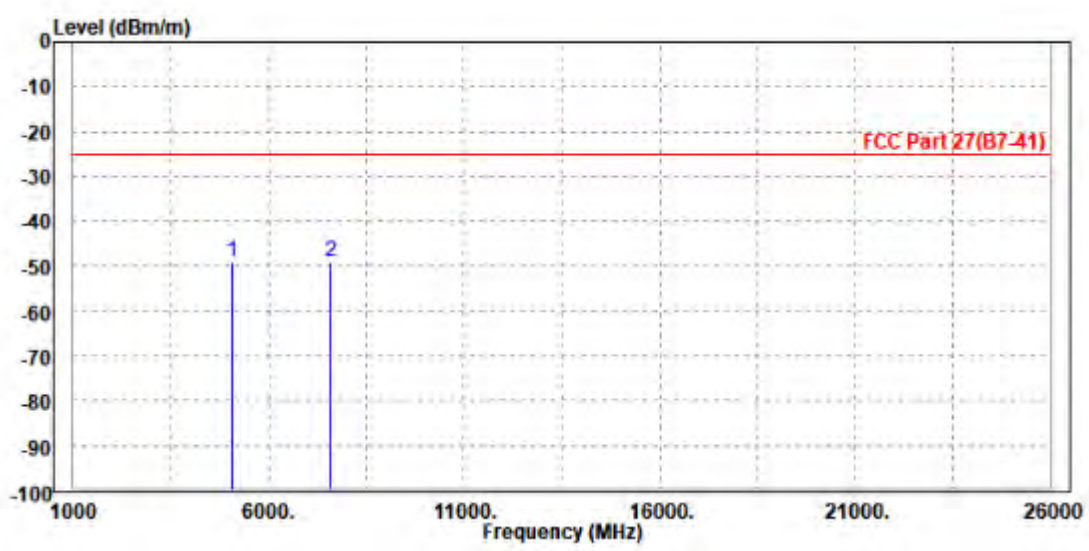


Test Report No.: W7L-240618W002RF12

**CHANNEL BANDWIDTH: 10MHz / QPSK**

<b>MODE</b>	TX channel 507000	<b>FREQUENCY RANGE</b>	Above 1000MHz
<b>ENVIRONMENTAL CONDITIONS</b>	23deg. C, 70%RH	<b>INPUT POWER</b>	AC 120V/60HZ
<b>TESTED BY</b>	Jace Hu		
<b>ANTENNA POLARITY &amp; TEST DISTANCE: HORIZONTAL AT 3 M</b>			

	Freq	Level	Read Level	Limit Line	Over Limit	Factor	Remark	Pol/Phase
	MHz	dBm/m	dBm	dBm/m	dB	dB/m		
1	PP 5075.000	-49.03	-60.20	-25.00	-24.03	11.17	Peak	Horizontal
2	7605.000	-49.12	-63.64	-25.00	-24.12	14.52	Peak	Horizontal

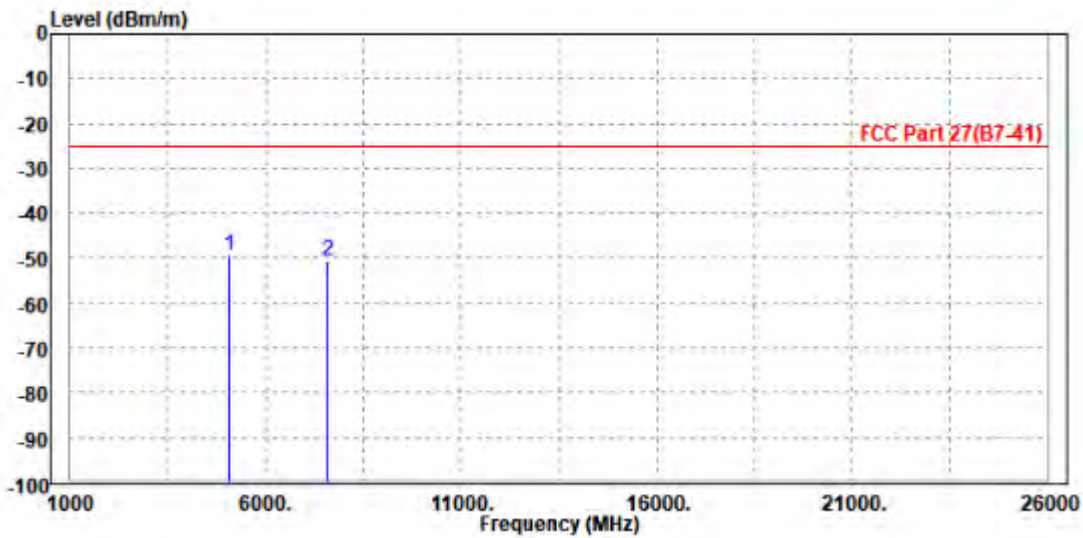




Test Report No.: W7L-240618W002RF12

<b>MODE</b>	TX channel 507000	<b>FREQUENCY RANGE</b>	Above 1000MHz
<b>ENVIRONMENTAL CONDITIONS</b>	23deg. C, 70%RH	<b>INPUT POWER</b>	AC 120V/60HZ
<b>TESTED BY</b>	Jace Hu		
<b>ANTENNA POLARITY &amp; TEST DISTANCE: VERTICAL AT 3 M</b>			

	Freq	Level	Read Level	Limit Line	Over Limit	Factor	Remark	Pol/Phase
	MHz	dBm/m	dBm	dBm/m	dB	dB/m		
1	PP 5070.000	-49.25	-60.76	-25.00	-24.25	11.51	Peak	Vertical
2	7600.000	-50.55	-64.00	-25.00	-25.55	13.45	Peak	Vertical



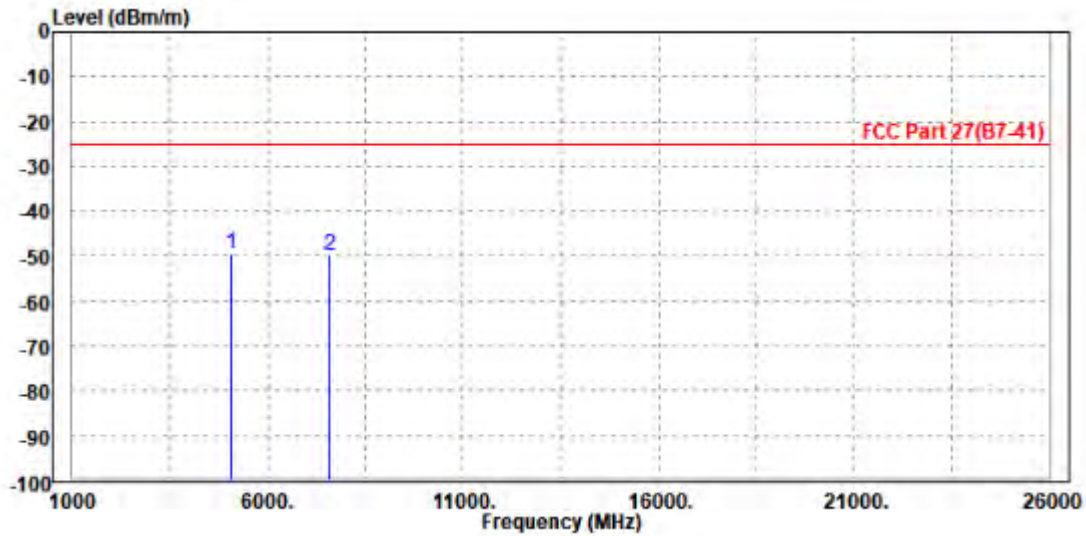


Test Report No.: W7L-240618W002RF12

**CHANNEL BANDWIDTH: 15MHz / QPSK**

<b>MODE</b>	TX channel 507000	<b>FREQUENCY RANGE</b>	Above 1000MHz
<b>ENVIRONMENTAL CONDITIONS</b>	23deg. C, 70%RH	<b>INPUT POWER</b>	AC 120V/60HZ
<b>TESTED BY</b>	Jace Hu		
<b>ANTENNA POLARITY &amp; TEST DISTANCE: HORIZONTAL AT 3 M</b>			

	Freq	Level	Read Level	Limit Line	Over Limit	Factor	Remark	Pol/Phase
	MHz	dBm/m	dBm	dBm/m	dB	dB/m		
1	PP 5075.000	-49.41	-60.58	-25.00	-24.41	11.17	Peak	Horizontal
2	7605.000	-49.62	-64.14	-25.00	-24.62	14.52	Peak	Horizontal

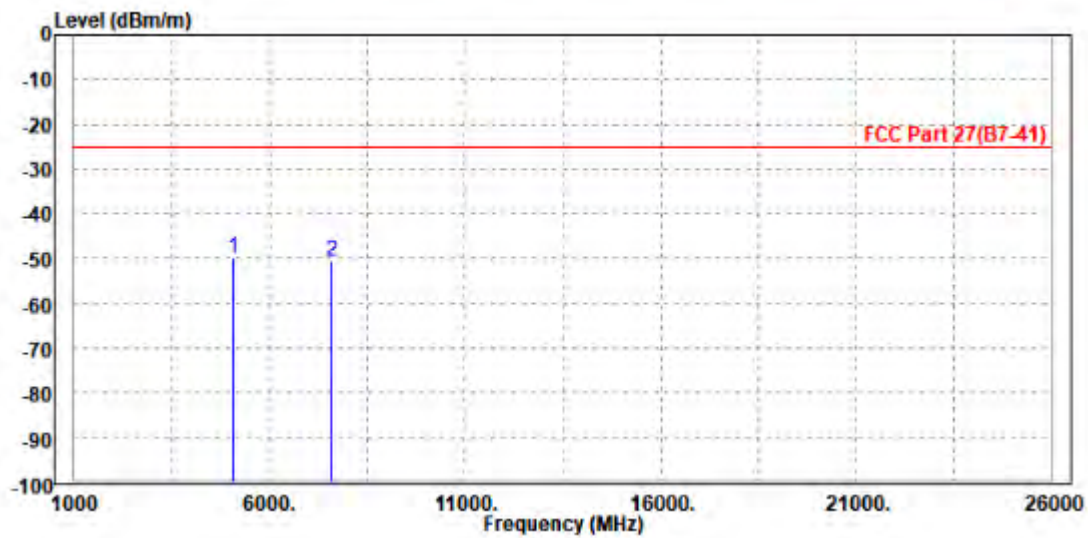




Test Report No.: W7L-240618W002RF12

<b>MODE</b>	TX channel 507000	<b>FREQUENCY RANGE</b>	Above 1000MHz
<b>ENVIRONMENTAL CONDITIONS</b>	23deg. C, 70%RH	<b>INPUT POWER</b>	AC 120V/60HZ
<b>TESTED BY</b>	Jace Hu		
<b>ANTENNA POLARITY &amp; TEST DISTANCE: VERTICAL AT 3 M</b>			

	Freq	Level	Read Level	Limit Line	Over Limit	Factor	Remark	Pol/Phase
	MHz	dBm/m	dBm	dBm/m	dB	dB/m		
1	PP 5075.000	-49.73	-61.25	-25.00	-24.73	11.52	Peak	Vertical
2	7605.000	-50.48	-63.96	-25.00	-25.48	13.48	Peak	Vertical







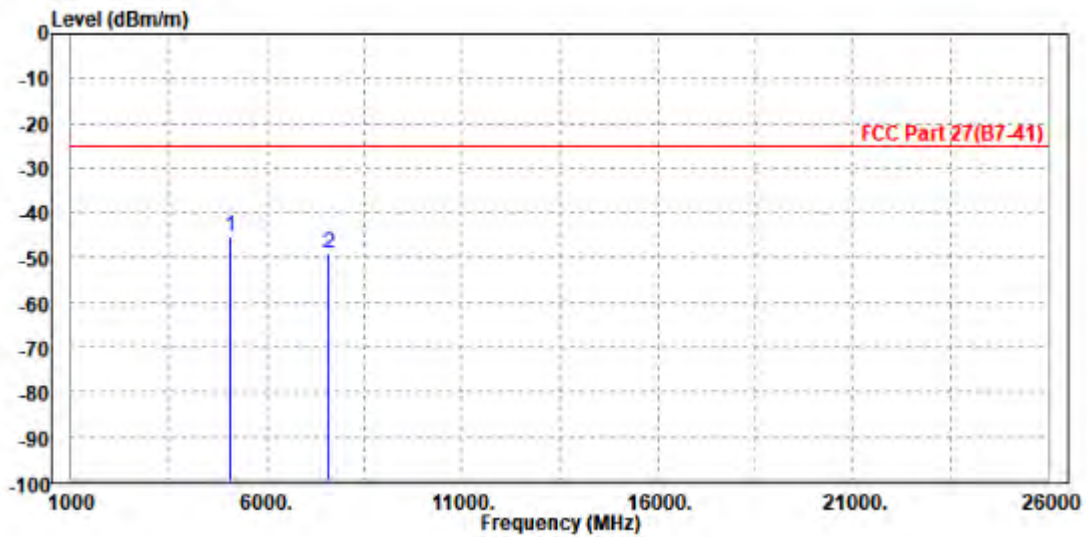
BUREAU VERITAS

Test Report No.: W7L-240618W002RF12

CHANNEL BANDWIDTH: 20MHz / QPSK

MODE	TX channel 507000	FREQUENCY RANGE	Above 1000MHz
ENVIRONMENTAL CONDITIONS	23deg. C, 70%RH	INPUT POWER	AC 120V/60HZ
TESTED BY	Jace Hu		
ANTENNA POLARITY & TEST DISTANCE: HORIZONTAL AT 3 M			

	Freq	Level	Read Level	Limit Line	Over Limit	Factor	Remark	Pol/Phase
	MHz	dBm/m	dBm	dBm/m	dB	dB/m		
1	PP 5050.000	-45.24	-56.37	-25.00	-20.24	11.13	Peak	Horizontal
2	7605.000	-49.22	-63.74	-25.00	-24.22	14.52	Peak	Horizontal

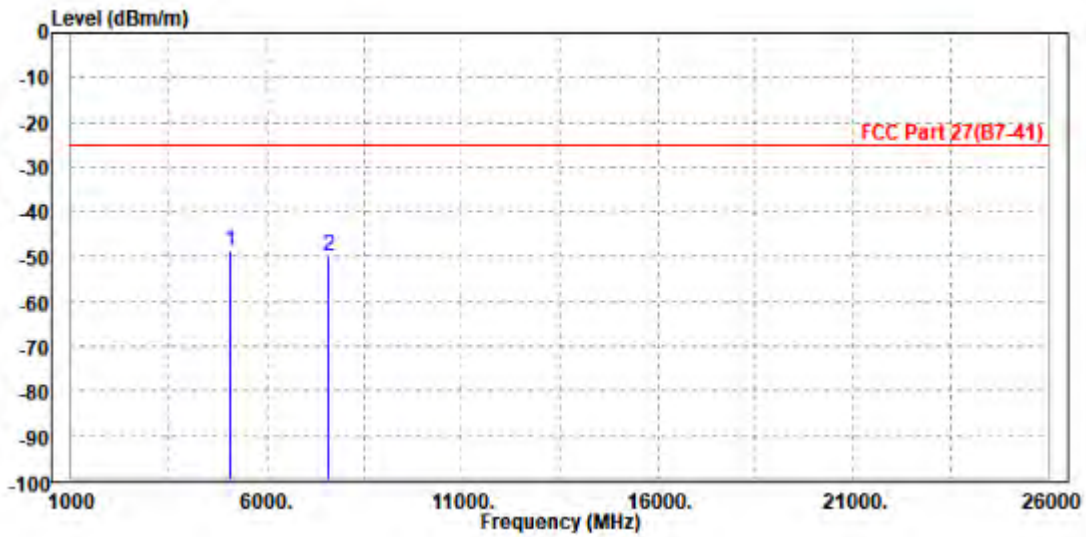




Test Report No.: W7L-240618W002RF12

<b>MODE</b>	TX channel 507000	<b>FREQUENCY RANGE</b>	Above 1000MHz
<b>ENVIRONMENTAL CONDITIONS</b>	23deg. C, 70%RH	<b>INPUT POWER</b>	AC 120V/60HZ
<b>TESTED BY</b>	Jace Hu		
<b>ANTENNA POLARITY &amp; TEST DISTANCE: VERTICAL AT 3 M</b>			

	Freq	Level	Read Level	Limit Line	Over Limit	Factor	Remark	Pol/Phase
	MHz	dBm/m	dBm	dBm/m	dB	dB/m		
1	PP 5070.000	-48.71	-60.22	-25.00	-23.71	11.51	Peak	Vertical
2	7600.000	-49.91	-63.36	-25.00	-24.91	13.45	Peak	Vertical



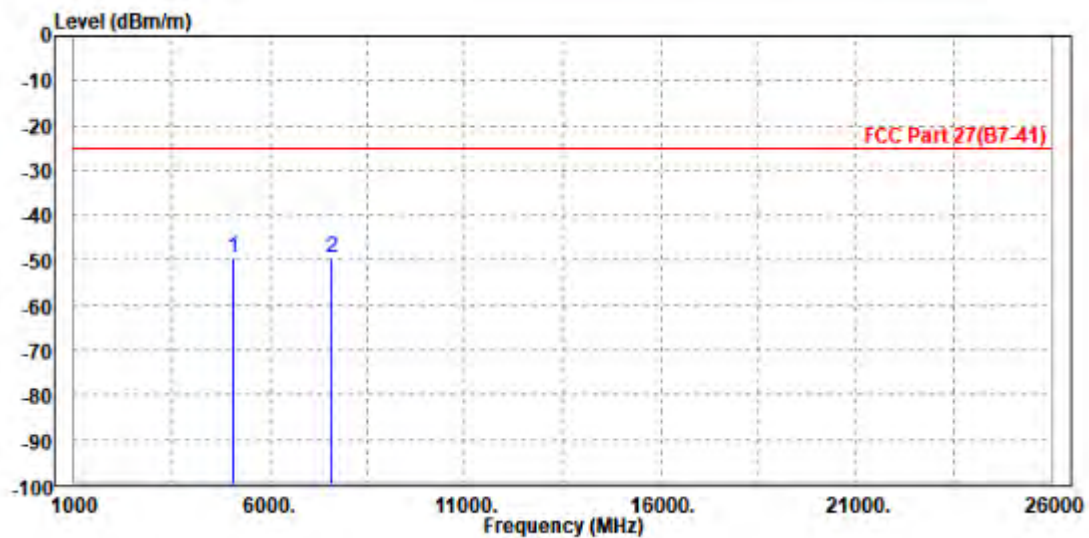


Test Report No.: W7L-240618W002RF12

CHANNEL BANDWIDTH: 25MHz / QPSK

MODE	TX channel 507000	FREQUENCY RANGE	Above 1000MHz
ENVIRONMENTAL CONDITIONS	23deg. C, 70%RH	INPUT POWER	AC 120V/60HZ
TESTED BY	Jace Hu		
<b>ANTENNA POLARITY &amp; TEST DISTANCE: HORIZONTAL AT 3 M</b>			

	Freq	Level	Read Level	Limit Line	Over Limit	Factor	Remark	Pol/Phase
	MHz	dBm/m	dBm	dBm/m	dB	dB/m		
1	PP 5070.000	-49.33	-60.49	-25.00	-24.33	11.16	Peak	Horizontal
2	7600.000	-49.57	-64.08	-25.00	-24.57	14.51	Peak	Horizontal



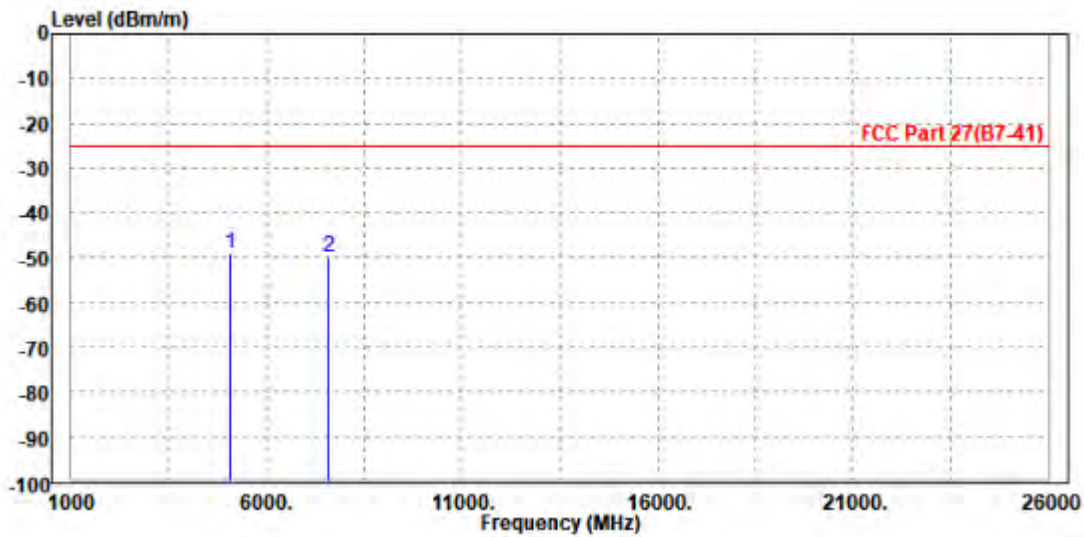




Test Report No.: W7L-240618W002RF12

<b>MODE</b>	TX channel 507000	<b>FREQUENCY RANGE</b>	Above 1000MHz
<b>ENVIRONMENTAL CONDITIONS</b>	23deg. C, 70%RH	<b>INPUT POWER</b>	AC 120V/60HZ
<b>TESTED BY</b>	Jace Hu		
<b>ANTENNA POLARITY &amp; TEST DISTANCE: VERTICAL AT 3 M</b>			

	Freq	Level	Read Level	Limit Line	Over Limit	Factor	Remark	Pol/Phase
	MHz	dBm/m	dBm	dBm/m	dB	dB/m		
1	PP 5075.000	-48.93	-60.45	-25.00	-23.93	11.52	Peak	Vertical
2	7605.000	-49.93	-63.41	-25.00	-24.93	13.48	Peak	Vertical



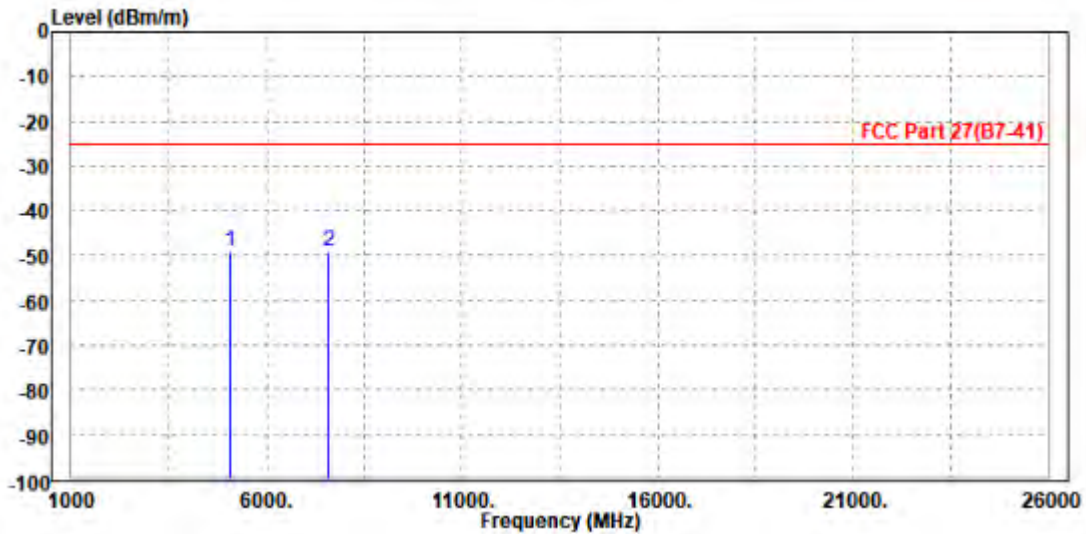


Test Report No.: W7L-240618W002RF12

CHANNEL BANDWIDTH: 30MHz / QPSK

MODE	TX channel 507000	FREQUENCY RANGE	Above 1000MHz
ENVIRONMENTAL CONDITIONS	23deg. C, 70%RH	INPUT POWER	AC 120V/60HZ
TESTED BY	Jace Hu		
ANTENNA POLARITY & TEST DISTANCE: HORIZONTAL AT 3 M			

	Freq	Level	Read Level	Limit Line	Over Limit	Factor	Remark	Pol/Phase
	MHz	dBm/m	dBm	dBm/m	dB	dB/m		
1	5070.000	-49.15	-60.31	-25.00	-24.15	11.16	Peak	Horizontal
2 PP	7600.000	-49.09	-63.60	-25.00	-24.09	14.51	Peak	Horizontal

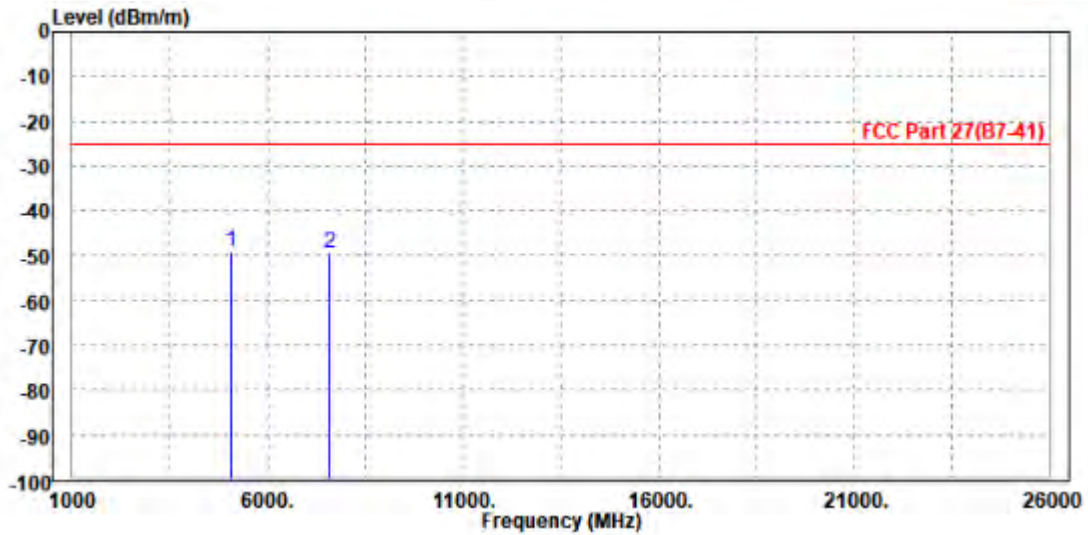




Test Report No.: W7L-240618W002RF12

<b>MODE</b>	TX channel 507000	<b>FREQUENCY RANGE</b>	Above 1000MHz
<b>ENVIRONMENTAL CONDITIONS</b>	23deg. C, 70%RH	<b>INPUT POWER</b>	AC 120V/60HZ
<b>TESTED BY</b>	Jace Hu		
<b>ANTENNA POLARITY &amp; TEST DISTANCE: VERTICAL AT 3 M</b>			

	Freq	Level	Read Level	Limit Line	Over Limit	Factor	Remark	Pol/Phase
	MHz	dBm/m	dBm	dBm/m	dB	dB/m		
1	PP 5075.000	-49.06	-60.58	-25.00	-24.06	11.52	Peak	Vertical
2	7605.000	-49.50	-62.98	-25.00	-24.50	13.48	Peak	Vertical





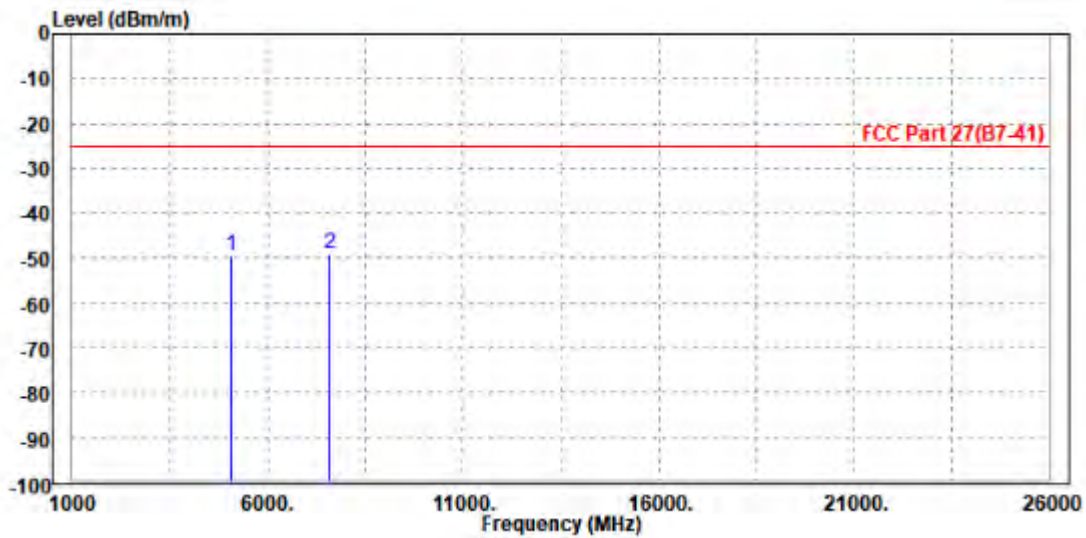
**BUREAU  
VERITAS**

Test Report No.: W7L-240618W002RF12

CHANNEL BANDWIDTH: 40MHz / QPSK

<b>MODE</b>	TX channel 507000	<b>FREQUENCY RANGE</b>	Above 1000MHz
<b>ENVIRONMENTAL CONDITIONS</b>	23deg. C, 70%RH	<b>INPUT POWER</b>	AC 120V/60HZ
<b>TESTED BY</b>	Jace Hu		
<b>ANTENNA POLARITY &amp; TEST DISTANCE: HORIZONTAL AT 3 M</b>			

	Freq	Level	Read Level	Limit Line	Over Limit	Factor	Remark	Pol/Phase
	MHz	dBm/m	dBm	dBm/m	dB	dB/m		
1	5075.000	-49.48	-60.65	-25.00	-24.48	11.17	Peak	Horizontal
2 PP	7605.000	-48.91	-63.43	-25.00	-23.91	14.52	Peak	Horizontal

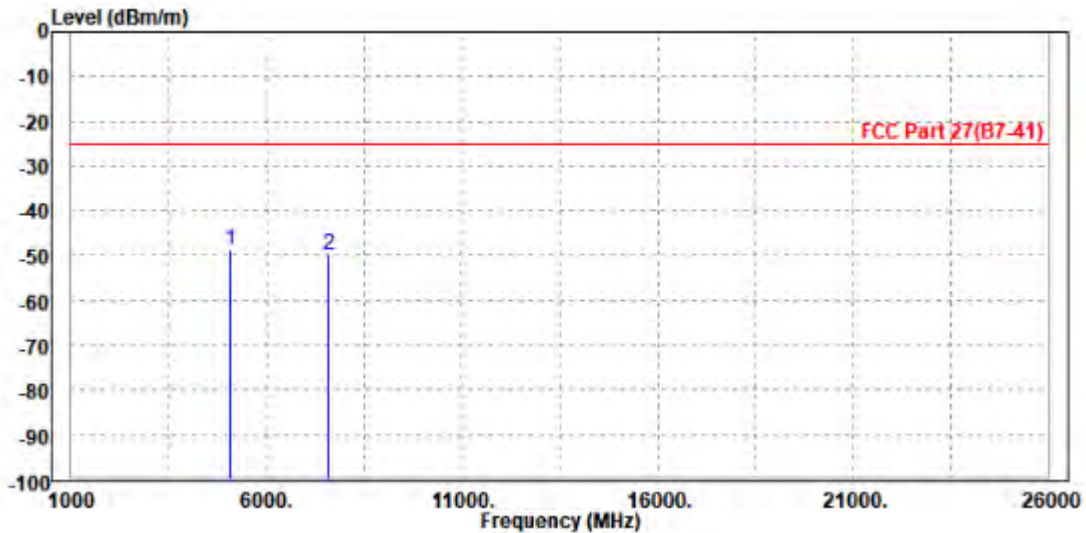




Test Report No.: W7L-240618W002RF12

MODE	TX channel 507000	FREQUENCY RANGE	Above 1000MHz
ENVIRONMENTAL CONDITIONS	23deg. C, 70%RH	INPUT POWER	AC 120V/60HZ
TESTED BY	Jace Hu		
<b>ANTENNA POLARITY &amp; TEST DISTANCE: VERTICAL AT 3 M</b>			

	Freq	Level	Read Level	Limit Line	Over Limit	Factor	Remark	Pol/Phase
	MHz	dBm/m	dBm	dBm/m	dB	dB/m		
1	PP 5070.000	-48.84	-60.35	-25.00	-23.84	11.51	Peak	Vertical
2	7600.000	-49.71	-63.16	-25.00	-24.71	13.45	Peak	Vertical







**BUREAU  
VERITAS**

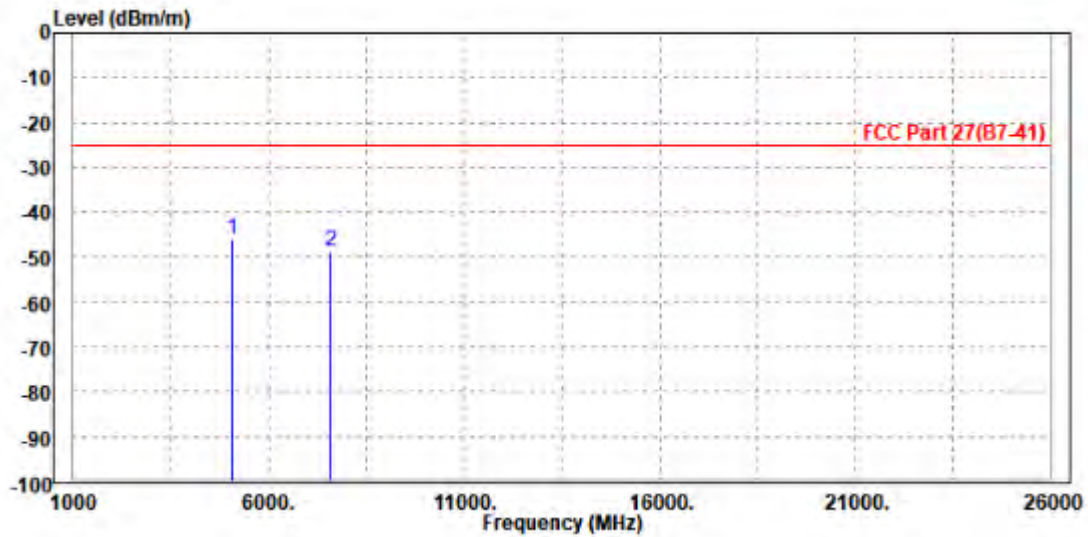
Test Report No.: W7L-240618W002RF12

CHANNEL BANDWIDTH: 50MHz / QPSK

CH505000

<b>MODE</b>	TX channel 505000	<b>FREQUENCY RANGE</b>	Above 1000MHz
<b>ENVIRONMENTAL CONDITIONS</b>	23deg. C, 70%RH	<b>INPUT POWER</b>	AC 120V/60HZ
<b>TESTED BY</b>	Jace Hu		
<b>ANTENNA POLARITY &amp; TEST DISTANCE: HORIZONTAL AT 3 M</b>			

	Freq	Level	Read Level	Limit Line	Over Limit	Factor	Remark	Pol/Phase
	MHz	dBm/m	dBm	dBm/m	dB	dB/m		
1	PP 5050.000	-46.12	-57.25	-25.00	-21.12	11.13	Peak	Horizontal
2	7575.000	-48.72	-63.19	-25.00	-23.72	14.47	Peak	Horizontal



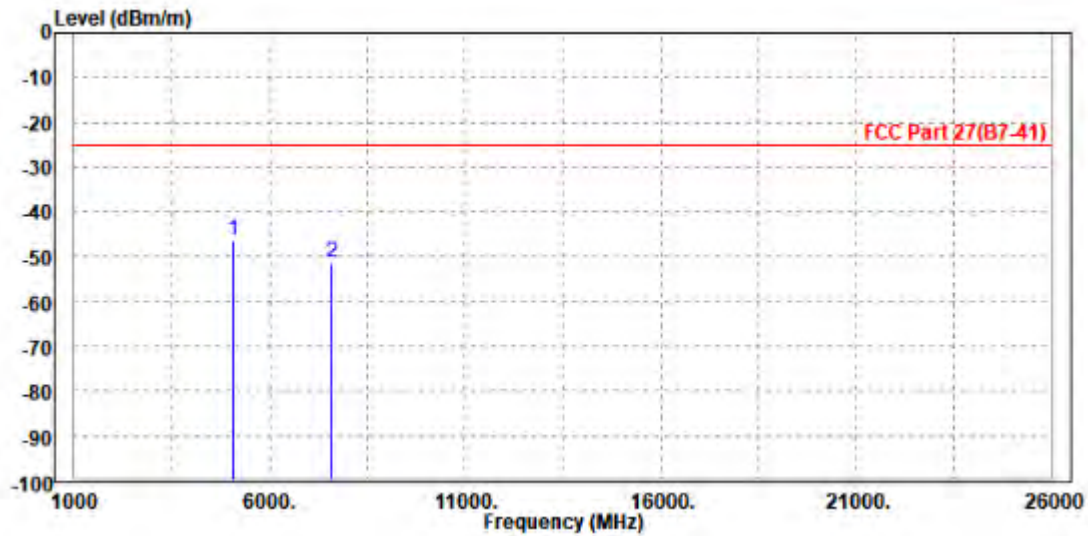




Test Report No.: W7L-240618W002RF12

<b>MODE</b>	TX channel 505000	<b>FREQUENCY RANGE</b>	Above 1000MHz
<b>ENVIRONMENTAL CONDITIONS</b>	23deg. C, 70%RH	<b>INPUT POWER</b>	AC 120V/60HZ
<b>TESTED BY</b>	Jace Hu		
<b>ANTENNA POLARITY &amp; TEST DISTANCE: VERTICAL AT 3 M</b>			

	Freq	Level	Read Level	Limit Line	Over Limit	Factor	Remark	Pol/Phase
	MHz	dBm/m	dBm	dBm/m	dB	dB/m		
1	PP 5050.000	-46.40	-57.87	-25.00	-21.40	11.47	Peak	Vertical
2	7575.000	-51.24	-64.59	-25.00	-26.24	13.35	Peak	Vertical





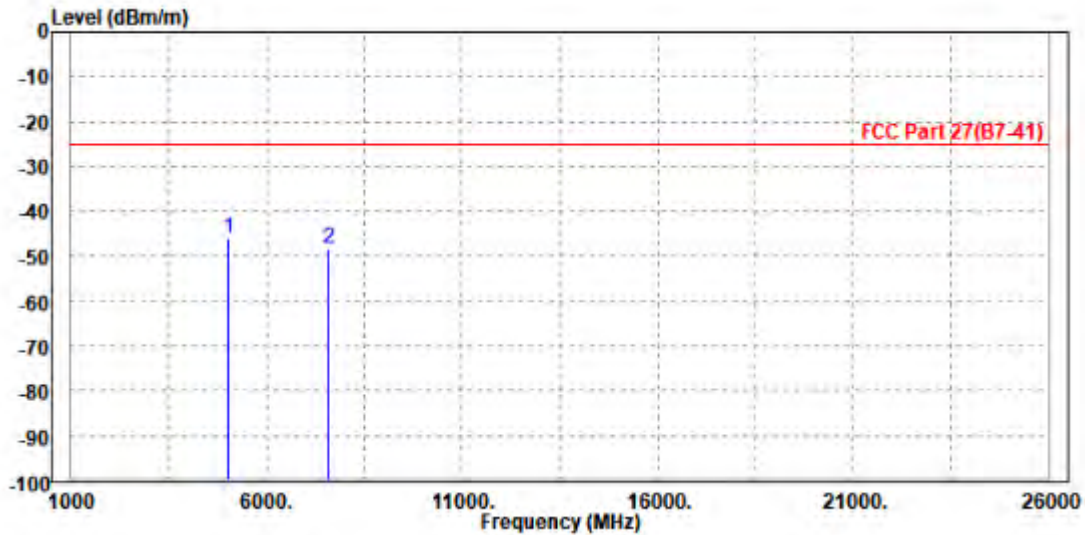
BUREAU VERITAS

Test Report No.: W7L-240618W002RF12

CH507000

<b>MODE</b>	TX channel 507000	<b>FREQUENCY RANGE</b>	Above 1000MHz
<b>ENVIRONMENTAL CONDITIONS</b>	23deg. C, 70%RH	<b>INPUT POWER</b>	AC 120V/60HZ
<b>TESTED BY</b>	Jace Hu		
<b>ANTENNA POLARITY &amp; TEST DISTANCE: HORIZONTAL AT 3 M</b>			

	Freq	Level	Read Level	Limit Line	Over Limit	Factor	Remark	Pol/Phase
	MHz	dBm/m	dBm	dBm/m	dB	dB/m		
1	PP 5025.000	-46.03	-57.13	-25.00	-21.03	11.10	Peak	Horizontal
2	7600.000	-48.18	-62.69	-25.00	-23.18	14.51	Peak	Horizontal

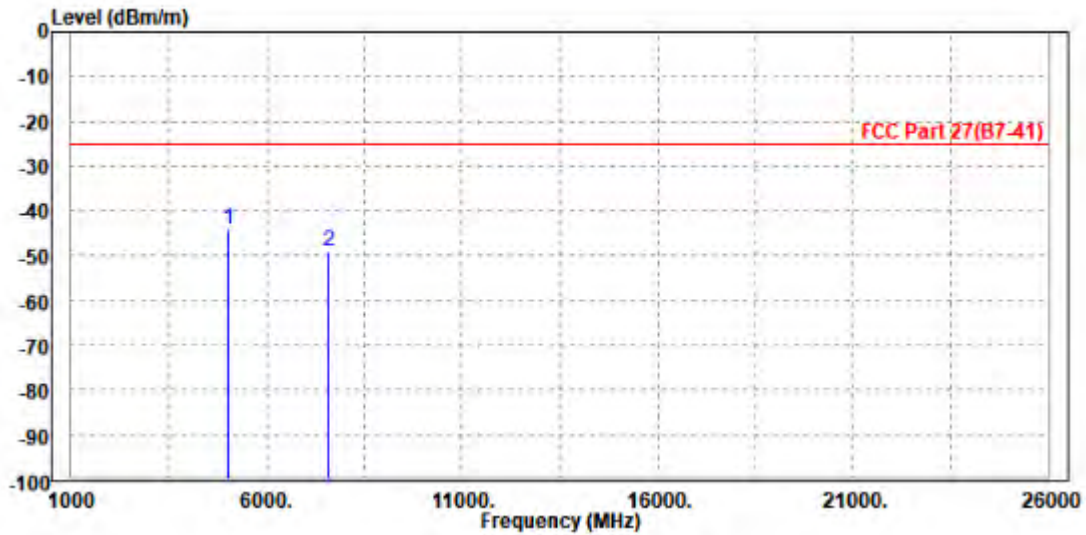




Test Report No.: W7L-240618W002RF12

<b>MODE</b>	TX channel 507000	<b>FREQUENCY RANGE</b>	Above 1000MHz
<b>ENVIRONMENTAL CONDITIONS</b>	23deg. C, 70%RH	<b>INPUT POWER</b>	AC 120V/60HZ
<b>TESTED BY</b>	Jace Hu		
<b>ANTENNA POLARITY &amp; TEST DISTANCE: VERTICAL AT 3 M</b>			

	Freq	Level	Read Level	Limit Line	Over Limit	Factor	Remark	Pol/Phase
	MHz	dBm/m	dBm	dBm/m	dB	dB/m		
1	PP 5025.000	-44.22	-55.64	-25.00	-19.22	11.42	Peak	Vertical
2	7605.000	-49.01	-62.49	-25.00	-24.01	13.48	Peak	Vertical





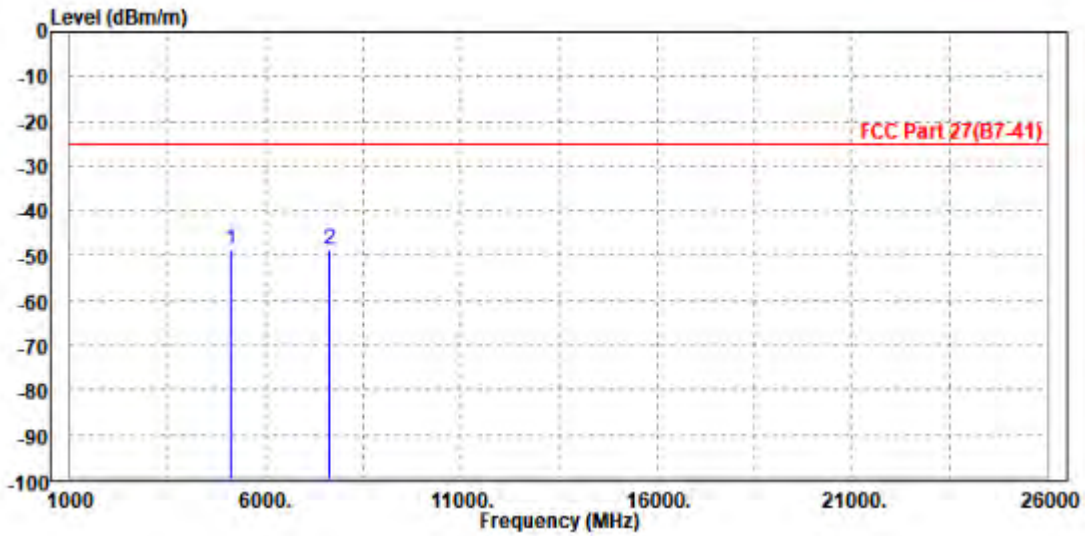
**BUREAU  
VERITAS**

Test Report No.: W7L-240618W002RF12

CH509000

<b>MODE</b>	TX channel 509000	<b>FREQUENCY RANGE</b>	Above 1000MHz
<b>ENVIRONMENTAL CONDITIONS</b>	23deg. C, 70%RH	<b>INPUT POWER</b>	AC 120V/60HZ
<b>TESTED BY</b>	Jace Hu		
<b>ANTENNA POLARITY &amp; TEST DISTANCE: HORIZONTAL AT 3 M</b>			

	Freq	Level	Read Level	Limit Line	Over Limit	Factor	Remark	Pol/Phase
	MHz	dBm/m	dBm	dBm/m	dB	dB/m		
1	PP 5090.000	-48.76	-59.95	-25.00	-23.76	11.19	Peak	Horizontal
2	7625.000	-48.86	-63.42	-25.00	-23.86	14.56	Peak	Horizontal

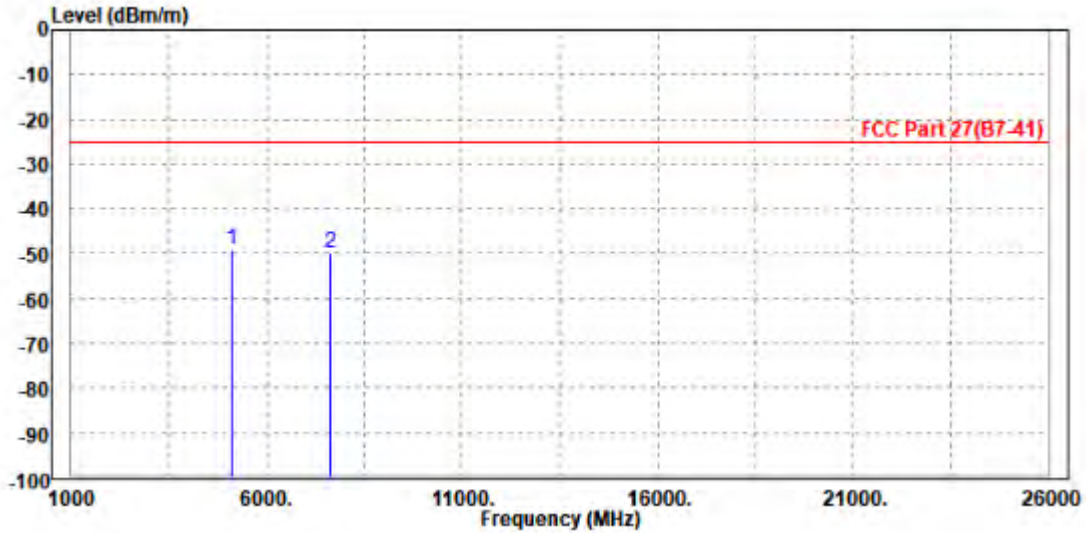




Test Report No.: W7L-240618W002RF12

<b>MODE</b>	TX channel 509000	<b>FREQUENCY RANGE</b>	Above 1000MHz
<b>ENVIRONMENTAL CONDITIONS</b>	23deg. C, 70%RH	<b>INPUT POWER</b>	AC 120V/60HZ
<b>TESTED BY</b>	Jace Hu		
<b>ANTENNA POLARITY &amp; TEST DISTANCE: VERTICAL AT 3 M</b>			

	Freq	Level	Read Level	Limit Line	Over Limit	Factor	Remark	Pol/Phase
	MHz	dBm/m	dBm	dBm/m	dB	dB/m		
1	PP 5100.000	-48.88	-60.44	-25.00	-23.88	11.56	Peak	Vertical
2	7635.000	-50.00	-63.61	-25.00	-25.00	13.61	Peak	Vertical







BUREAU VERITAS

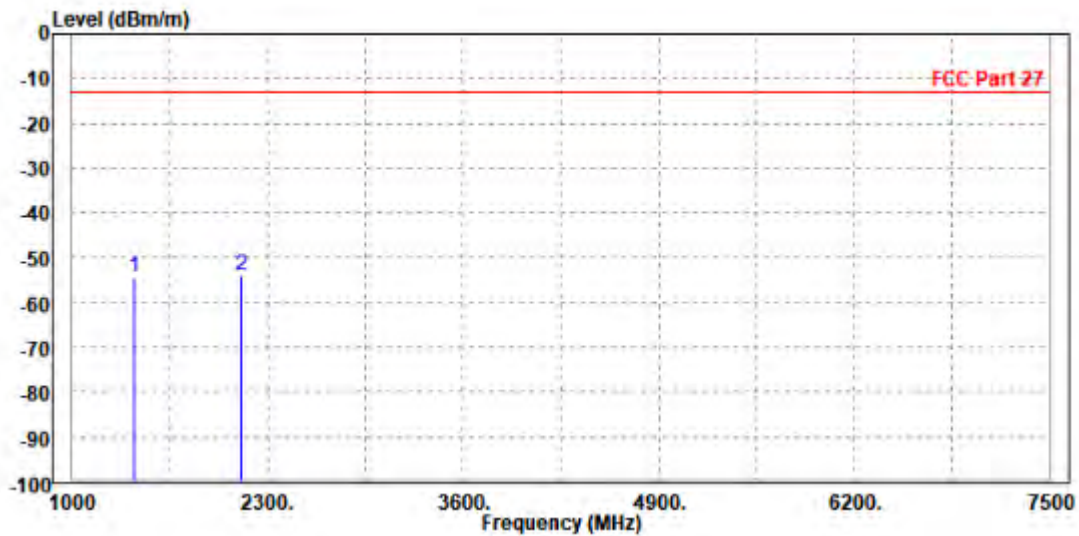
Test Report No.: W7L-240618W002RF12

N12(Ant1) (DOWN): (15K)

CHANNEL BANDWIDTH: 5MHz / QPSK

MODE	TX channel 141500	FREQUENCY RANGE	Above 1000MHz
ENVIRONMENTAL CONDITIONS	23deg. C, 70%RH	INPUT POWER	AC 120V/60HZ
TESTED BY	Jace Hu		
<b>ANTENNA POLARITY &amp; TEST DISTANCE: HORIZONTAL AT 3 M</b>			

	Freq	Level	Read Level	Limit Line	Over Limit	Factor	Remark	Pol/Phase
	MHz	dBm/m	dBm	dBm/m	dB	dB/m		
1	1415.000	-54.20	-57.14	-13.00	-41.20	2.94	Peak	Horizontal
2 PP	2124.500	-54.06	-59.15	-13.00	-41.06	5.09	Peak	Horizontal



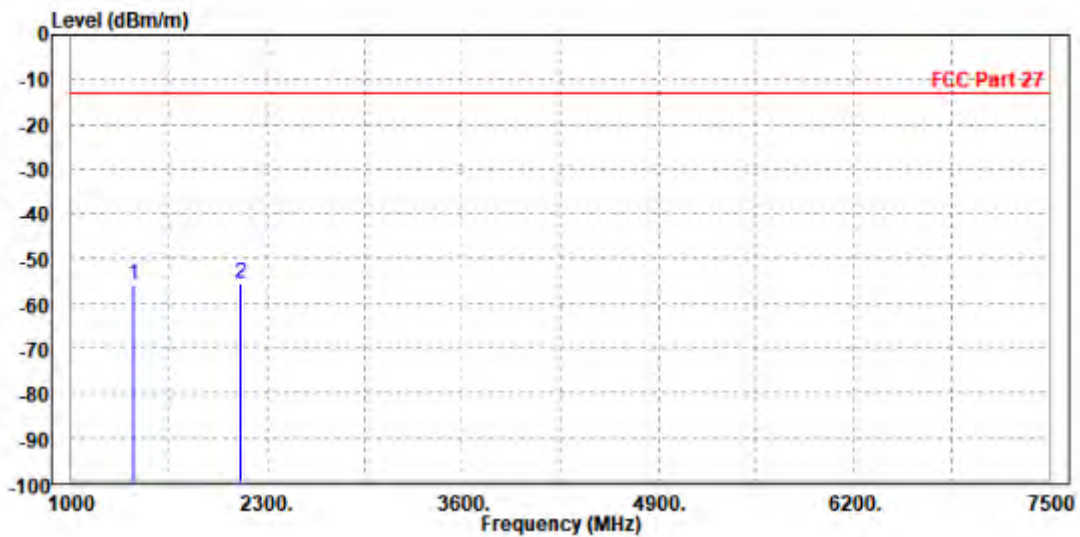




Test Report No.: W7L-240618W002RF12

<b>MODE</b>	TX channel 141500	<b>FREQUENCY RANGE</b>	Above 1000MHz
<b>ENVIRONMENTAL CONDITIONS</b>	23deg. C, 70%RH	<b>INPUT POWER</b>	AC 120V/60HZ
<b>TESTED BY</b>	Jace Hu		
<b>ANTENNA POLARITY &amp; TEST DISTANCE: VERTICAL AT 3 M</b>			

	Freq	Level	Read Level	Limit Line	Over Limit	Factor	Remark	Pol/Phase
	MHz	dBm/m	dBm	dBm/m	dB	dB/m		
1	1416.000	-55.98	-58.91	-13.00	-42.98	2.93	Peak	Vertical
2 PP	2122.500	-55.59	-60.03	-13.00	-42.59	4.44	Peak	Vertical



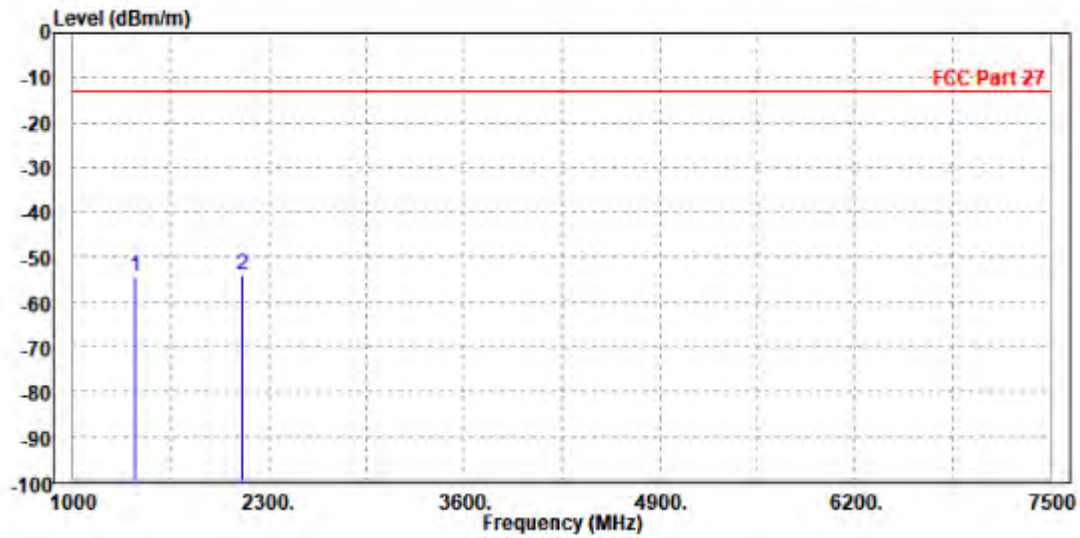


Test Report No.: W7L-240618W002RF12

**CHANNEL BANDWIDTH: 10MHz / QPSK**

<b>MODE</b>	TX channel 141500	<b>FREQUENCY RANGE</b>	Above 1000MHz
<b>ENVIRONMENTAL CONDITIONS</b>	23deg. C, 70%RH	<b>INPUT POWER</b>	AC 120V/60HZ
<b>TESTED BY</b>	Jace Hu		
<b>ANTENNA POLARITY &amp; TEST DISTANCE: HORIZONTAL AT 3 M</b>			

	Freq	Level	Read Level	Limit Line	Over Limit	Factor	Remark	Pol/Phase
	MHz	dBm/m	dBm	dBm/m	dB	dB/m		
1	1416.000	-54.30	-57.24	-13.00	-41.30	2.94	Peak	Horizontal
2 PP	2122.500	-53.81	-58.89	-13.00	-40.81	5.08	Peak	Horizontal

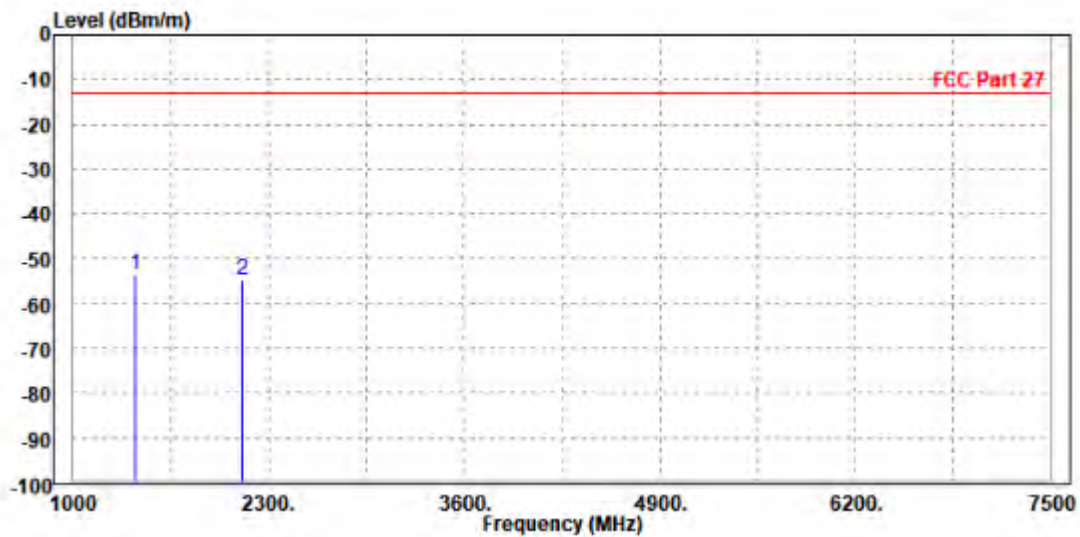




Test Report No.: W7L-240618W002RF12

<b>MODE</b>	TX channel 141500	<b>FREQUENCY RANGE</b>	Above 1000MHz
<b>ENVIRONMENTAL CONDITIONS</b>	23deg. C, 70%RH	<b>INPUT POWER</b>	AC 120V/60HZ
<b>TESTED BY</b>	Jace Hu		
<b>ANTENNA POLARITY &amp; TEST DISTANCE: VERTICAL AT 3 M</b>			

	Freq	Level	Read Level	Limit Line	Over Limit	Factor	Remark	Pol/Phase
	MHz	dBm/m	dBm	dBm/m	dB	dB/m		
1	PP 1415.000	-53.72	-56.64	-13.00	-40.72	2.92	Peak	Vertical
2	2124.500	-54.84	-59.28	-13.00	-41.84	4.44	Peak	Vertical





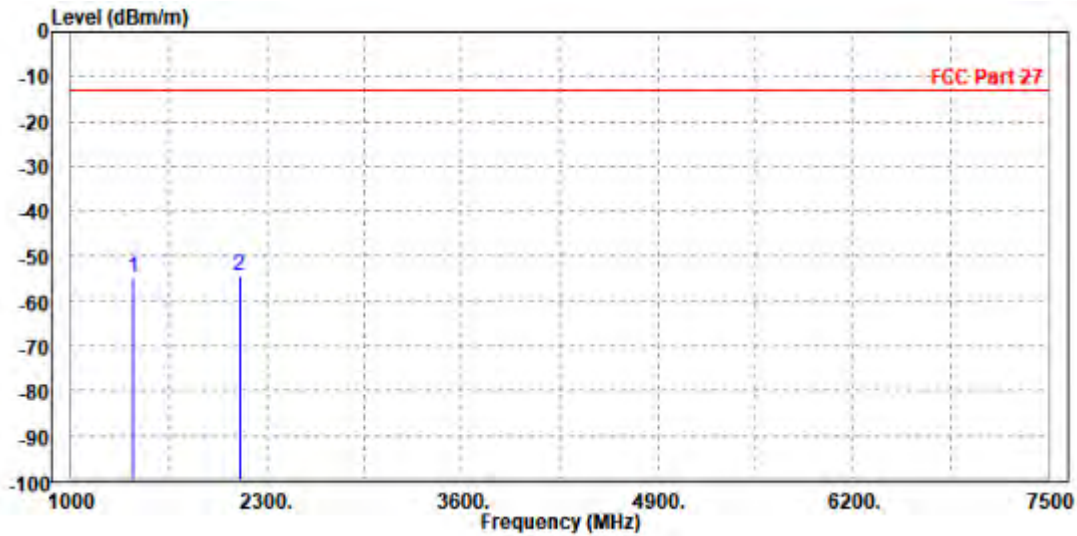
Test Report No.: W7L-240618W002RF12

CHANNEL BANDWIDTH: 15MHz / QPSK

CH141300

MODE	TX channel 141300	FREQUENCY RANGE	Above 1000MHz
ENVIRONMENTAL CONDITIONS	23deg. C, 70%RH	INPUT POWER	AC 120V/60HZ
TESTED BY	Jace Hu		
ANTENNA POLARITY & TEST DISTANCE: HORIZONTAL AT 3 M			

	Freq	Level	Read Level	Limit Line	Over Limit	Factor	Remark	Pol/Phase
	MHz	dBm/m	dBm	dBm/m	dB	dB/m		
1	1416.000	-54.84	-57.78	-13.00	-41.84	2.94	Peak	Horizontal
2 PP	2119.500	-54.28	-59.35	-13.00	-41.28	5.07	Peak	Horizontal

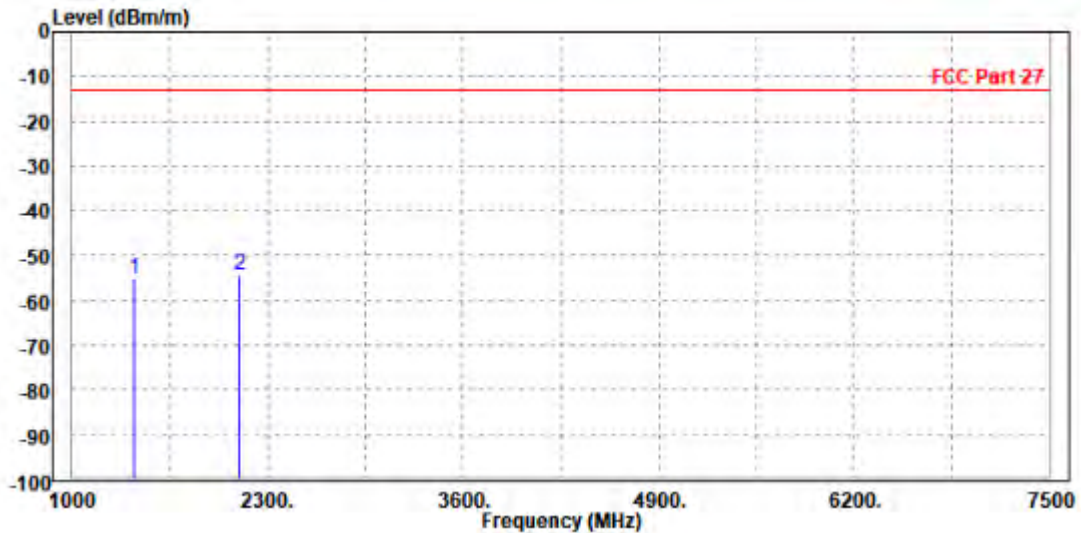




Test Report No.: W7L-240618W002RF12

<b>MODE</b>	TX channel 141300	<b>FREQUENCY RANGE</b>	Above 1000MHz
<b>ENVIRONMENTAL CONDITIONS</b>	23deg. C, 70%RH	<b>INPUT POWER</b>	AC 120V/60HZ
<b>TESTED BY</b>	Jace Hu		
<b>ANTENNA POLARITY &amp; TEST DISTANCE: VERTICAL AT 3 M</b>			

	Freq	Level	Read Level	Limit Line	Over Limit	Factor	Remark	Pol/Phase
	MHz	dBm/m	dBm	dBm/m	dB	dB/m		
1	1413.000	-54.95	-57.87	-13.00	-41.95	2.92	Peak	Vertical
2 PP	2118.000	-54.23	-58.65	-13.00	-41.23	4.42	Peak	Vertical







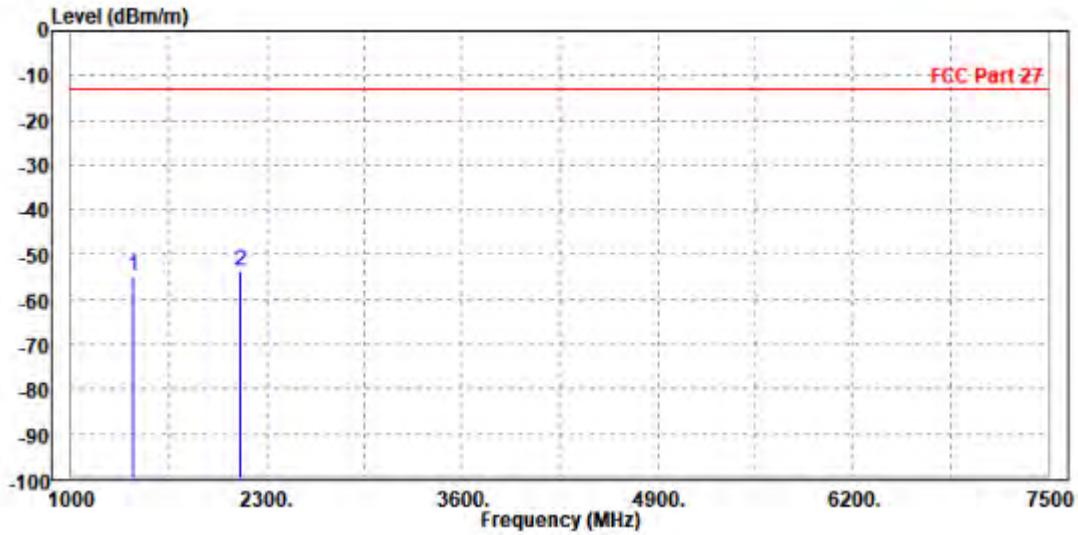
**BUREAU  
VERITAS**

Test Report No.: W7L-240618W002RF12

**CH141500**

<b>MODE</b>	TX channel 141500	<b>FREQUENCY RANGE</b>	Above 1000MHz
<b>ENVIRONMENTAL CONDITIONS</b>	23deg. C, 70%RH	<b>INPUT POWER</b>	AC 120V/60HZ
<b>TESTED BY</b>	Jace Hu		
<b>ANTENNA POLARITY &amp; TEST DISTANCE: HORIZONTAL AT 3 M</b>			

	Freq	Level	Read Level	Limit Line	Over Limit	Factor	Remark	Pol/Phase
	MHz	dBm/m	dBm	dBm/m	dB	dB/m		
1	1415.000	-54.85	-57.79	-13.00	-41.85	2.94	Peak	Horizontal
2 PP	2124.500	-53.63	-58.72	-13.00	-40.63	5.09	Peak	Horizontal



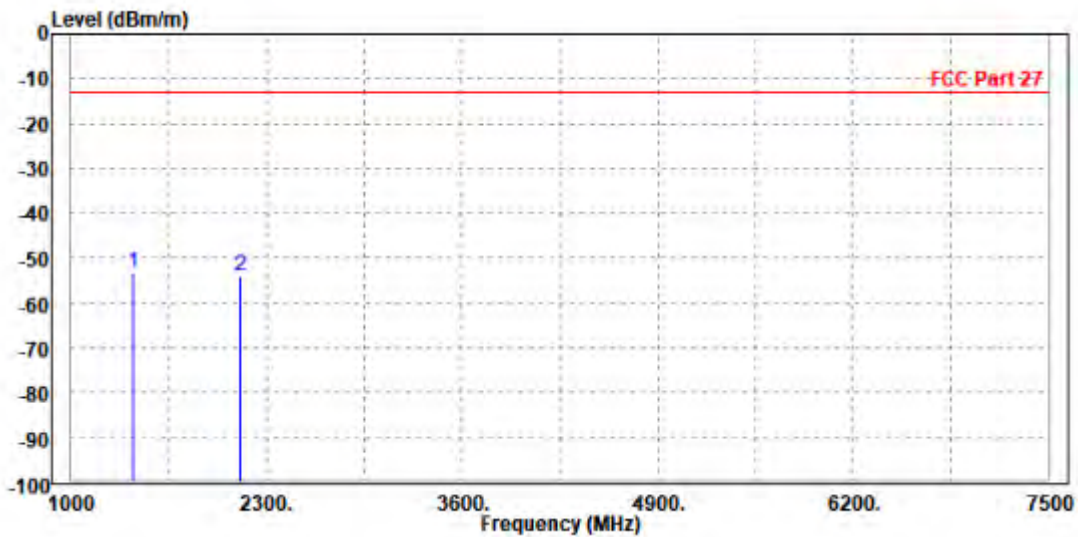




Test Report No.: W7L-240618W002RF12

<b>MODE</b>	TX channel 141500	<b>FREQUENCY RANGE</b>	Above 1000MHz
<b>ENVIRONMENTAL CONDITIONS</b>	23deg. C, 70%RH	<b>INPUT POWER</b>	AC 120V/60HZ
<b>TESTED BY</b>	Jace Hu		
<b>ANTENNA POLARITY &amp; TEST DISTANCE: VERTICAL AT 3 M</b>			

	Freq	Level	Read Level	Limit Line	Over Limit	Factor	Remark	Pol/Phase
	MHz	dBm/m	dBm	dBm/m	dB	dB/m		
1	PP 1416.000	-53.36	-56.29	-13.00	-40.36	2.93	Peak	Vertical
2	2122.500	-54.16	-58.60	-13.00	-41.16	4.44	Peak	Vertical





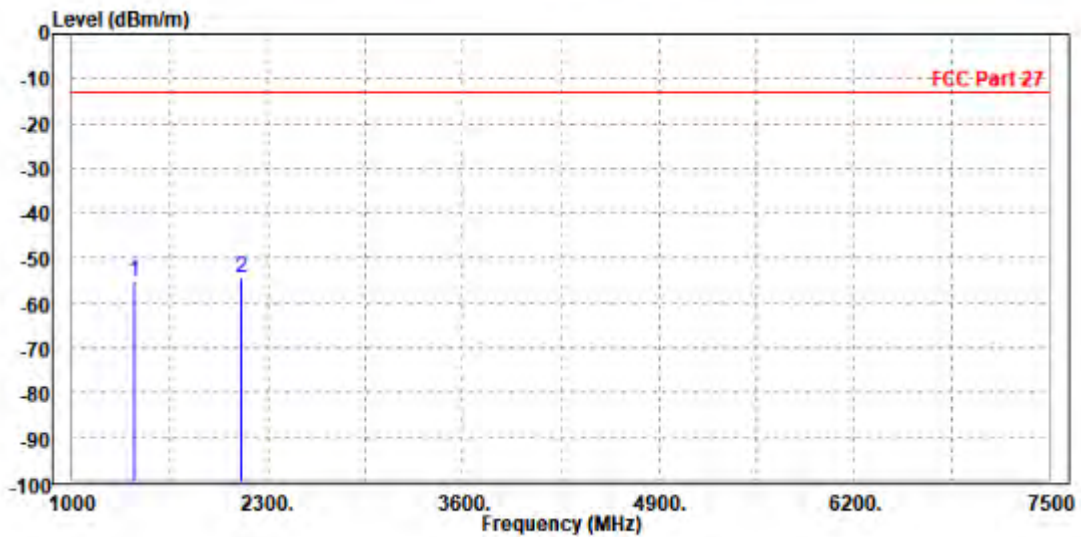
**BUREAU  
VERITAS**

Test Report No.: W7L-240618W002RF12

**CH141700**

<b>MODE</b>	TX channel 141700	<b>FREQUENCY RANGE</b>	Above 1000MHz
<b>ENVIRONMENTAL CONDITIONS</b>	23deg. C, 70%RH	<b>INPUT POWER</b>	AC 120V/60HZ
<b>TESTED BY</b>	Jace Hu		
<b>ANTENNA POLARITY &amp; TEST DISTANCE: HORIZONTAL AT 3 M</b>			

	Freq	Level	Read Level	Limit Line	Over Limit	Factor	Remark	Pol/Phase
	MHz	dBm/m	dBm	dBm/m	dB	dB/m		
1	1417.000	-55.22	-58.16	-13.00	-42.22	2.94	Peak	Horizontal
2 PP	2124.500	-54.50	-59.59	-13.00	-41.50	5.09	Peak	Horizontal

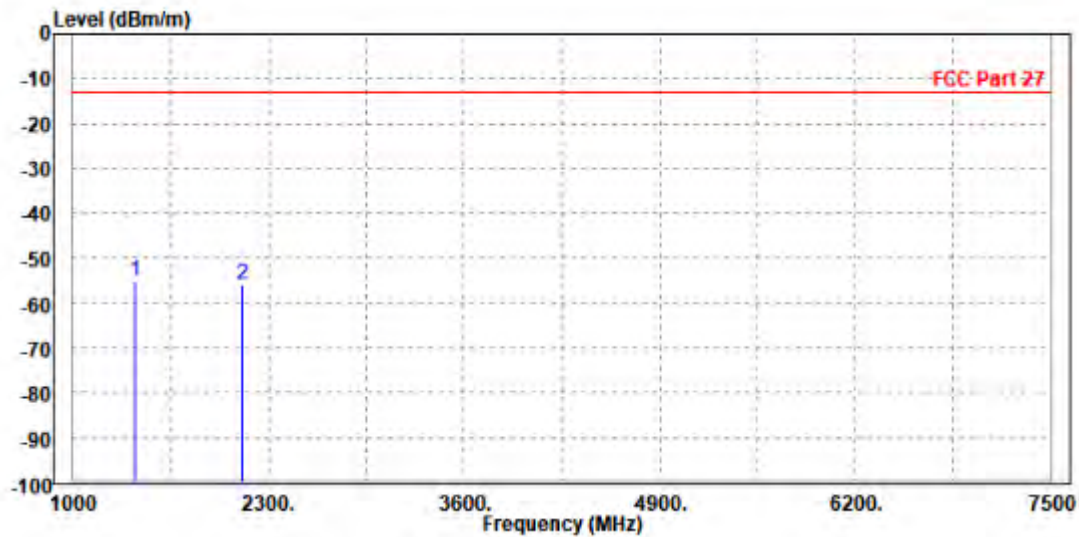




Test Report No.: W7L-240618W002RF12

<b>MODE</b>	TX channel 141700	<b>FREQUENCY RANGE</b>	Above 1000MHz
<b>ENVIRONMENTAL CONDITIONS</b>	23deg. C, 70%RH	<b>INPUT POWER</b>	AC 120V/60HZ
<b>TESTED BY</b>	Jace Hu		
<b>ANTENNA POLARITY &amp; TEST DISTANCE: VERTICAL AT 3 M</b>			

	Freq	Level	Read Level	Limit Line	Over Limit	Factor	Remark	Pol/Phase
	MHz	dBm/m	dBm	dBm/m	dB	dB/m		
1	PP 1416.000	-55.30	-58.23	-13.00	-42.30	2.93	Peak	Vertical
2	2125.500	-55.70	-60.15	-13.00	-42.70	4.45	Peak	Vertical





BUREAU VERITAS

Test Report No.: W7L-240618W002RF12

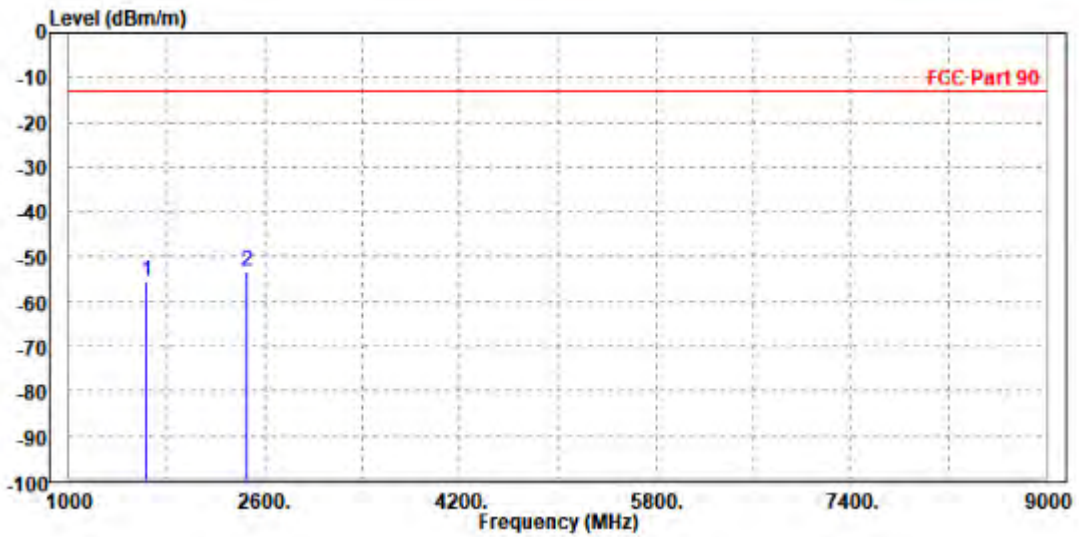
N26 FCC Part 90 (Ant4) (UP): (15K)

CHANNEL BANDWIDTH: 5MHz / QPSK

CH163300

MODE	TX channel 163300	FREQUENCY RANGE	Above 1000MHz
ENVIRONMENTAL CONDITIONS	23deg. C, 70%RH	INPUT POWER	AC 120V/60HZ
TESTED BY	Jace Hu		
<b>ANTENNA POLARITY &amp; TEST DISTANCE: HORIZONTAL AT 3 M</b>			

	Freq	Level	Read Level	Limit Line	Over Limit	Factor	Remark	Pol/Phase
	MHz	dBm/m	dBm	dBm/m	dB	dB/m		
1	1632.000	-55.70	-59.31	-13.00	-42.70	3.61	Peak	Horizontal
2 PP	2449.500	-53.35	-59.31	-13.00	-40.35	5.96	Peak	Horizontal

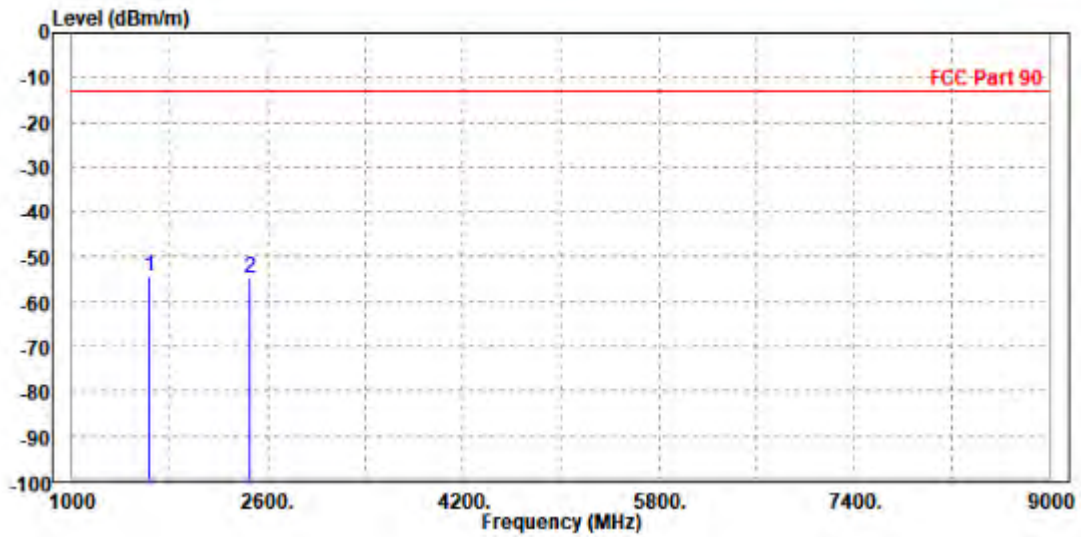




Test Report No.: W7L-240618W002RF12

<b>MODE</b>	TX channel 163300	<b>FREQUENCY RANGE</b>	Above 1000MHz
<b>ENVIRONMENTAL CONDITIONS</b>	23deg. C, 70%RH	<b>INPUT POWER</b>	AC 120V/60HZ
<b>TESTED BY</b>	Jace Hu		
<b>ANTENNA POLARITY &amp; TEST DISTANCE: VERTICAL AT 3 M</b>			

	Freq	Level	Read Level	Limit Line	Over Limit	Factor	Remark	Pol/Phase
	MHz	dBm/m	dBm	dBm/m	dB	dB/m		
1	PP 1633.000	-54.31	-57.67	-13.00	-41.31	3.36	Peak	Vertical
2	2448.000	-54.69	-60.28	-13.00	-41.69	5.59	Peak	Vertical





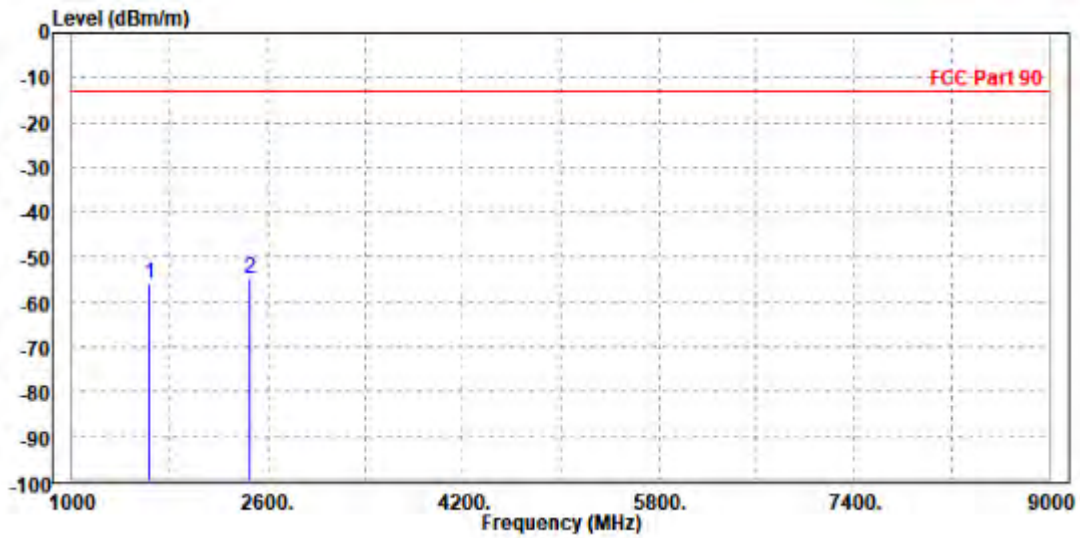


Test Report No.: W7L-240618W002RF12

CH163800

<b>MODE</b>	TX channel 163800	<b>FREQUENCY RANGE</b>	Above 1000MHz
<b>ENVIRONMENTAL CONDITIONS</b>	23deg. C, 70%RH	<b>INPUT POWER</b>	AC 120V/60HZ
<b>TESTED BY</b>	Jace Hu		
<b>ANTENNA POLARITY &amp; TEST DISTANCE: HORIZONTAL AT 3 M</b>			

	Freq	Level	Read Level	Limit Line	Over Limit	Factor	Remark	Pol/Phase
	MHz	dBm/m	dBm	dBm/m	dB	dB/m		
1	1640.000	-55.78	-59.41	-13.00	-42.78	3.63	Peak	Horizontal
2 PP	2457.000	-54.58	-60.56	-13.00	-41.58	5.98	Peak	Horizontal



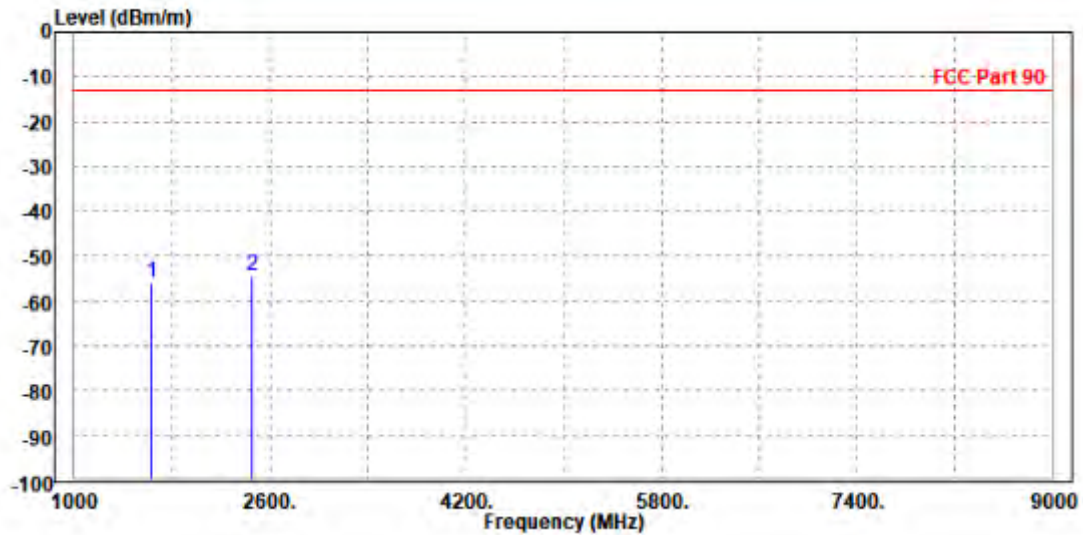




Test Report No.: W7L-240618W002RF12

<b>MODE</b>	TX channel 163800	<b>FREQUENCY RANGE</b>	Above 1000MHz
<b>ENVIRONMENTAL CONDITIONS</b>	23deg. C, 70%RH	<b>INPUT POWER</b>	AC 120V/60HZ
<b>TESTED BY</b>	Jace Hu		
<b>ANTENNA POLARITY &amp; TEST DISTANCE: VERTICAL AT 3 M</b>			

	Freq	Level	Read Level	Limit Line	Over Limit	Factor	Remark	Pol/Phase
	MHz	dBm/m	dBm	dBm/m	dB	dB/m		
1	1640.000	-56.01	-59.38	-13.00	-43.01	3.37	Peak	Vertical
2 PP	2457.000	-54.35	-59.98	-13.00	-41.35	5.63	Peak	Vertical



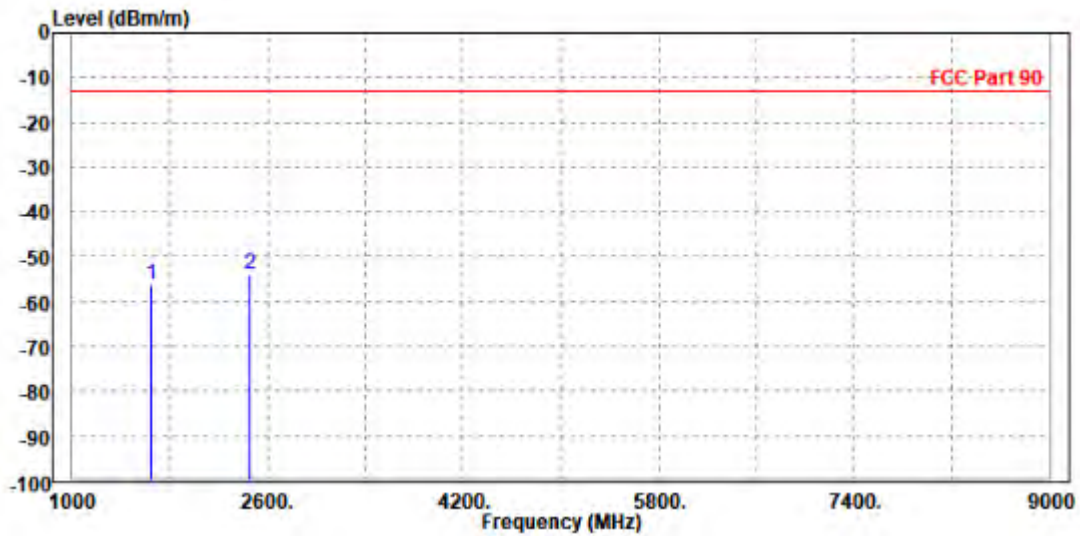


Test Report No.: W7L-240618W002RF12

CH164300

<b>MODE</b>	TX channel 164300	<b>FREQUENCY RANGE</b>	Above 1000MHz
<b>ENVIRONMENTAL CONDITIONS</b>	23deg. C, 70%RH	<b>INPUT POWER</b>	AC 120V/60HZ
<b>TESTED BY</b>	Jace Hu		
<b>ANTENNA POLARITY &amp; TEST DISTANCE: HORIZONTAL AT 3 M</b>			

	Freq	Level	Read Level	Limit Line	Over Limit	Factor	Remark	Pol/Phase
	MHz	dBm/m	dBm	dBm/m	dB	dB/m		
1	1643.000	-56.34	-59.98	-13.00	-43.34	3.64	Peak	Horizontal
2 PP	2448.000	-53.98	-59.94	-13.00	-40.98	5.96	Peak	Horizontal

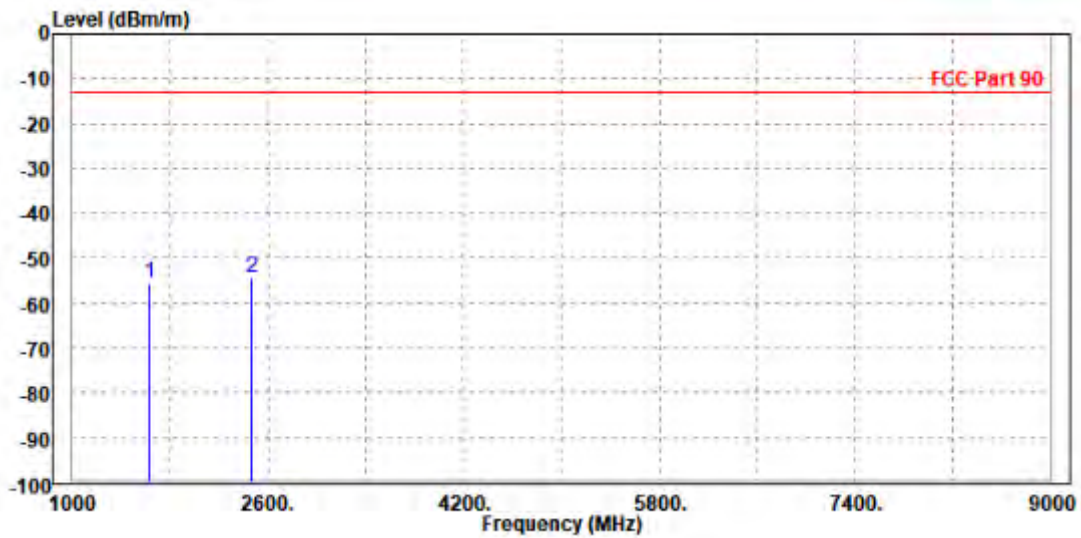




Test Report No.: W7L-240618W002RF12

<b>MODE</b>	TX channel 164300	<b>FREQUENCY RANGE</b>	Above 1000MHz
<b>ENVIRONMENTAL CONDITIONS</b>	23deg. C, 70%RH	<b>INPUT POWER</b>	AC 120V/60HZ
<b>TESTED BY</b>	Jace Hu		
<b>ANTENNA POLARITY &amp; TEST DISTANCE: VERTICAL AT 3 M</b>			

	Freq	Level	Read Level	Limit Line	Over Limit	Factor	Remark	Pol/Phase
	MHz	dBm/m	dBm	dBm/m	dB	dB/m		
1	1640.000	-55.33	-58.70	-13.00	-42.33	3.37	Peak	Vertical
2 PP	2464.500	-54.35	-60.00	-13.00	-41.35	5.65	Peak	Vertical



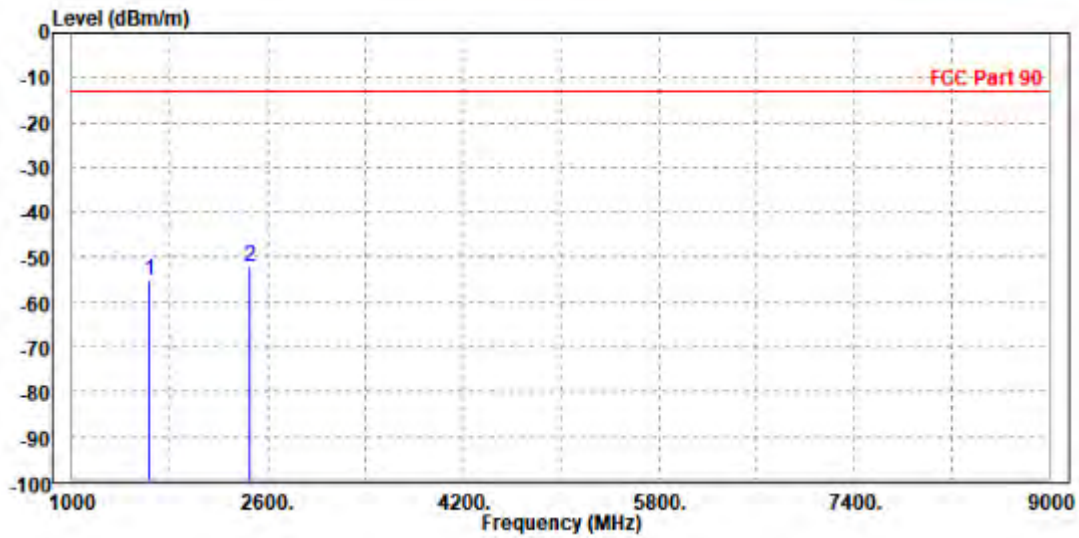


Test Report No.: W7L-240618W002RF12

**CHANNEL BANDWIDTH: 10MHz / QPSK**

<b>MODE</b>	TX channel 163800	<b>FREQUENCY RANGE</b>	Above 1000MHz
<b>ENVIRONMENTAL CONDITIONS</b>	23deg. C, 70%RH	<b>INPUT POWER</b>	AC 120V/60HZ
<b>TESTED BY</b>	Jace Hu		
<b>ANTENNA POLARITY &amp; TEST DISTANCE: HORIZONTAL AT 3 M</b>			

	Freq	Level	Read Level	Limit Line	Over Limit	Factor	Remark	Pol/Phase
	MHz	dBm/m	dBm	dBm/m	dB	dB/m		
1	1638.000	-55.20	-58.83	-13.00	-42.20	3.63	Peak	Horizontal
2 PP	2456.000	-51.90	-57.88	-13.00	-38.90	5.98	Peak	Horizontal

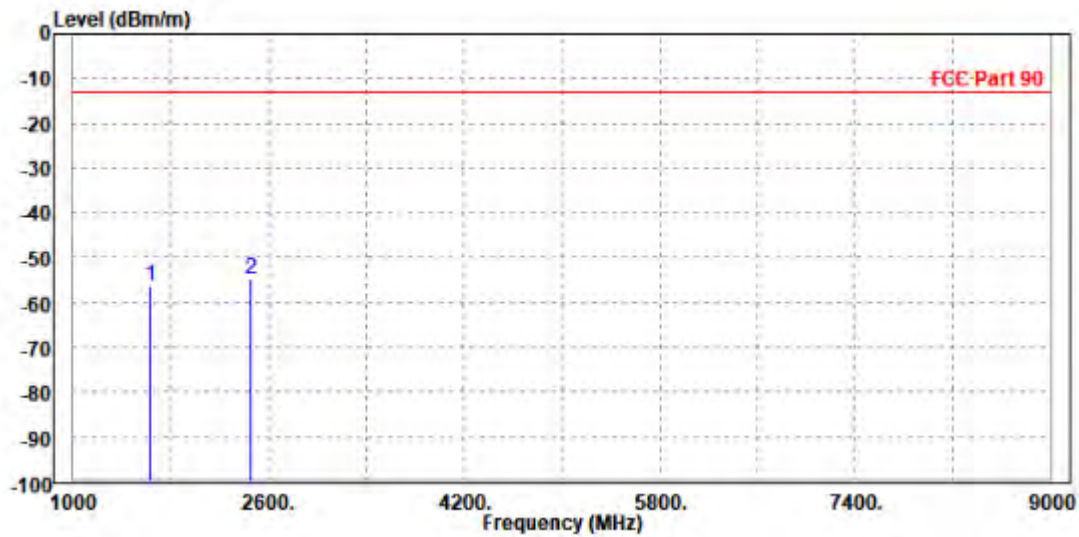




Test Report No.: W7L-240618W002RF12

<b>MODE</b>	TX channel 163800	<b>FREQUENCY RANGE</b>	Above 1000MHz
<b>ENVIRONMENTAL CONDITIONS</b>	23deg. C, 70%RH	<b>INPUT POWER</b>	AC 120V/60HZ
<b>TESTED BY</b>	Jace Hu		
<b>ANTENNA POLARITY &amp; TEST DISTANCE: VERTICAL AT 3 M</b>			

	Freq	Level	Read Level	Limit Line	Over Limit	Factor	Remark	Pol/Phase
	MHz	dBm/m	dBm	dBm/m	dB	dB/m		
1	1640.000	-56.28	-59.65	-13.00	-43.28	3.37	Peak	Vertical
2 PP	2457.000	-54.66	-60.29	-13.00	-41.66	5.63	Peak	Vertical







**BUREAU  
VERITAS**

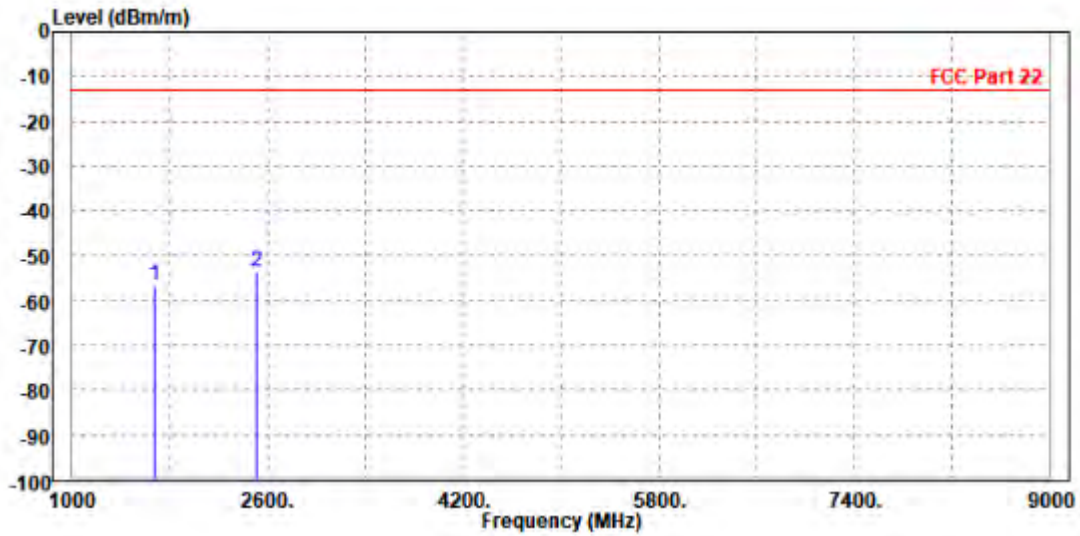
Test Report No.: W7L-240618W002RF12

N26 FCC Part 22 (Ant4) (UP): (15K)

CHANNEL BANDWIDTH: 5MHz / QPSK

<b>MODE</b>	TX channel 167300	<b>FREQUENCY RANGE</b>	Above 1000MHz
<b>ENVIRONMENTAL CONDITIONS</b>	23deg. C, 70%RH	<b>INPUT POWER</b>	AC 120V/60HZ
<b>TESTED BY</b>	Jace Hu		
<b>ANTENNA POLARITY &amp; TEST DISTANCE: HORIZONTAL AT 3 M</b>			

	Freq	Level	Read Level	Limit Line	Over Limit	Factor	Remark	Pol/Phase
	MHz	dBm/m	dBm	dBm/m	dB	dB/m		
1	1672.000	-56.53	-60.26	-13.00	-43.53	3.73	Peak	Horizontal
2 PP	2509.500	-53.63	-59.77	-13.00	-40.63	6.14	Peak	Horizontal



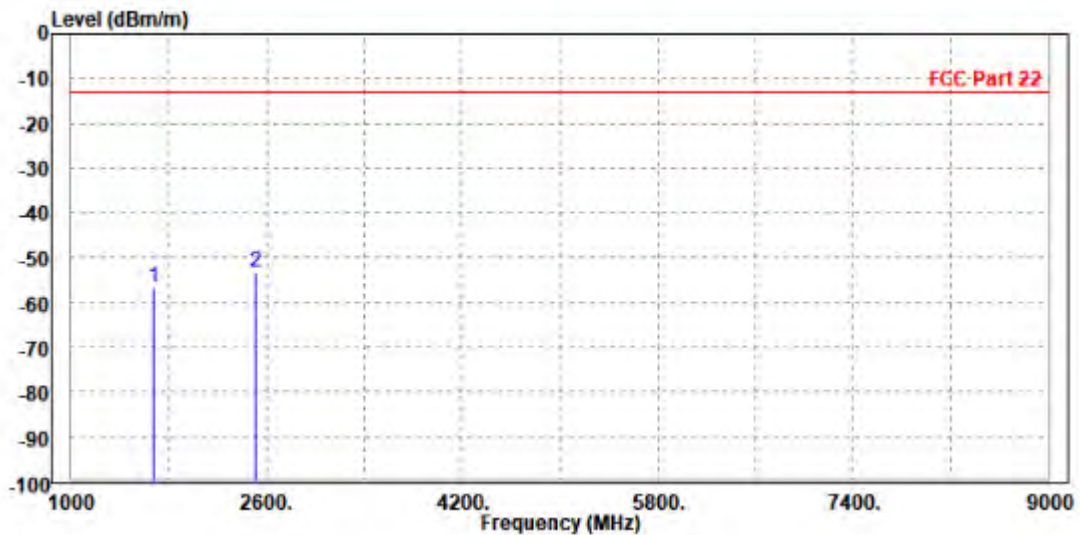




Test Report No.: W7L-240618W002RF12

<b>MODE</b>	TX channel 167300	<b>FREQUENCY RANGE</b>	Above 1000MHz
<b>ENVIRONMENTAL CONDITIONS</b>	23deg. C, 70%RH	<b>INPUT POWER</b>	AC 120V/60HZ
<b>TESTED BY</b>	Jace Hu		
<b>ANTENNA POLARITY &amp; TEST DISTANCE: VERTICAL AT 3 M</b>			

	Freq	Level	Read Level	Limit Line	Over Limit	Factor	Remark	Pol/Phase
	MHz	dBm/m	dBm	dBm/m	dB	dB/m		
1	1673.000	-56.68	-60.11	-13.00	-43.68	3.43	Peak	Vertical
2 PP	2512.000	-53.18	-59.03	-13.00	-40.18	5.85	Peak	Vertical





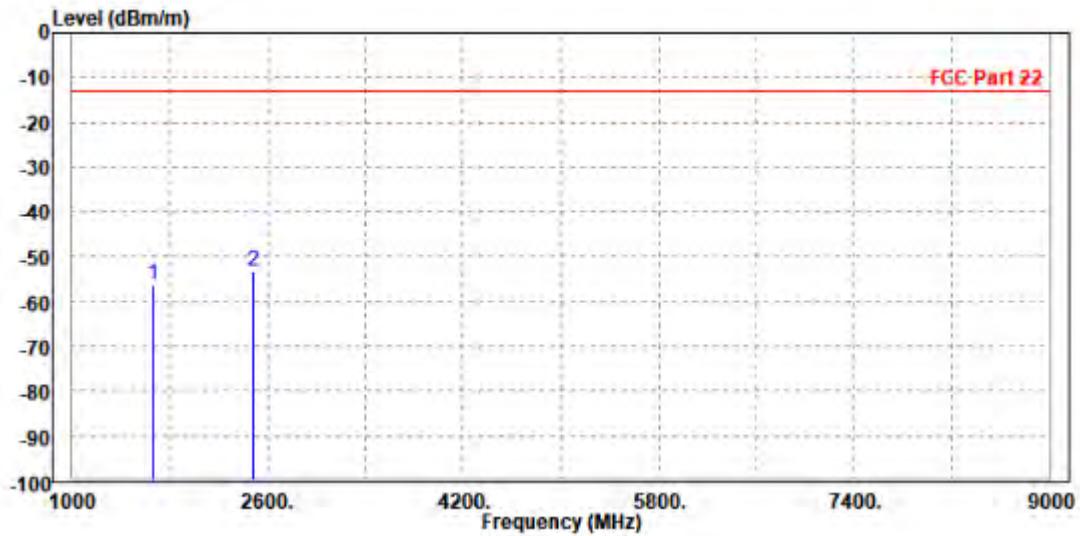
Test Report No.: W7L-240618W002RF12

CHANNEL BANDWIDTH: 10MHz / QPSK

CH165800

MODE	TX channel 165800	FREQUENCY RANGE	Above 1000MHz
ENVIRONMENTAL CONDITIONS	23deg. C, 70%RH	INPUT POWER	AC 120V/60HZ
TESTED BY	Jace Hu		
ANTENNA POLARITY & TEST DISTANCE: HORIZONTAL AT 3 M			

	Freq	Level	Read Level	Limit Line	Over Limit	Factor	Remark	Pol/Phase
	MHz	dBm/m	dBm	dBm/m	dB	dB/m		
1	1658.000	-56.37	-60.06	-13.00	-43.37	3.69	Peak	Horizontal
2 PP	2488.000	-53.29	-59.36	-13.00	-40.29	6.07	Peak	Horizontal

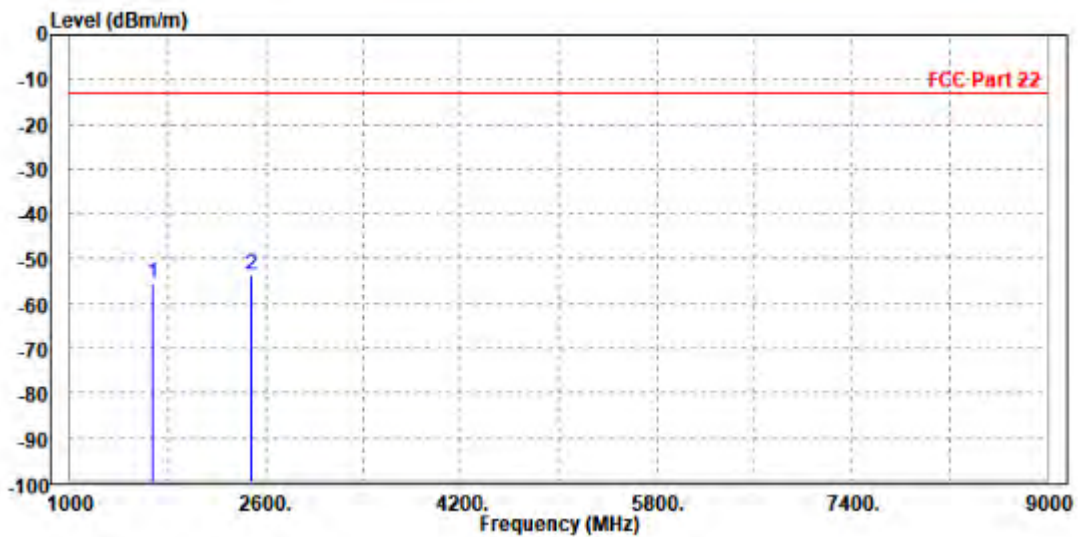




Test Report No.: W7L-240618W002RF12

<b>MODE</b>	TX channel 165800	<b>FREQUENCY RANGE</b>	Above 1000MHz
<b>ENVIRONMENTAL CONDITIONS</b>	23deg. C, 70%RH	<b>INPUT POWER</b>	AC 120V/60HZ
<b>TESTED BY</b>	Jace Hu		
<b>ANTENNA POLARITY &amp; TEST DISTANCE: VERTICAL AT 3 M</b>			

	Freq	Level	Read Level	Limit Line	Over-Limit	Factor	Remark	Pol/Phase
	MHz	dBm/m	dBm	dBm/m	dB	dB/m		
1	1672.000	-55.70	-59.13	-13.00	-42.70	3.43	Peak	Vertical
2 PP	2487.000	-53.52	-59.25	-13.00	-40.52	5.73	Peak	Vertical





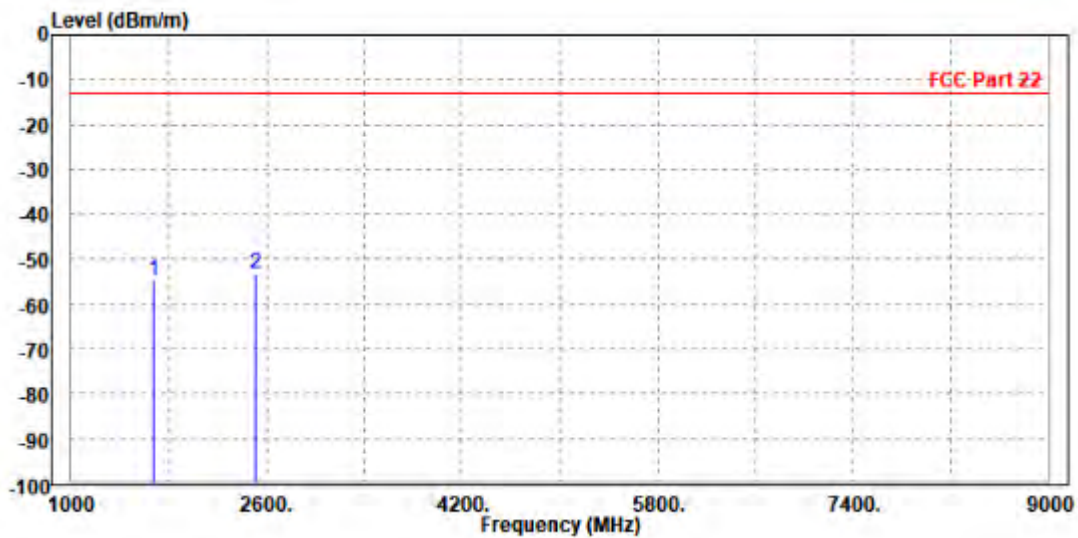
**BUREAU  
VERITAS**

Test Report No.: W7L-240618W002RF12

**CH167300**

<b>MODE</b>	TX channel 167300	<b>FREQUENCY RANGE</b>	Above 1000MHz
<b>ENVIRONMENTAL CONDITIONS</b>	23deg. C, 70%RH	<b>INPUT POWER</b>	AC 120V/60HZ
<b>TESTED BY</b>	Jace Hu		
<b>ANTENNA POLARITY &amp; TEST DISTANCE: HORIZONTAL AT 3 M</b>			

	Freq	Level	Read Level	Limit Line	Over Limit	Factor	Remark	Pol/Phase
	MHz	dBm/m	dBm	dBm/m	dB	dB/m		
1	1673.000	-54.76	-58.50	-13.00	-41.76	3.74	Peak	Horizontal
2 PP	2512.000	-53.22	-59.37	-13.00	-40.22	6.15	Peak	Horizontal

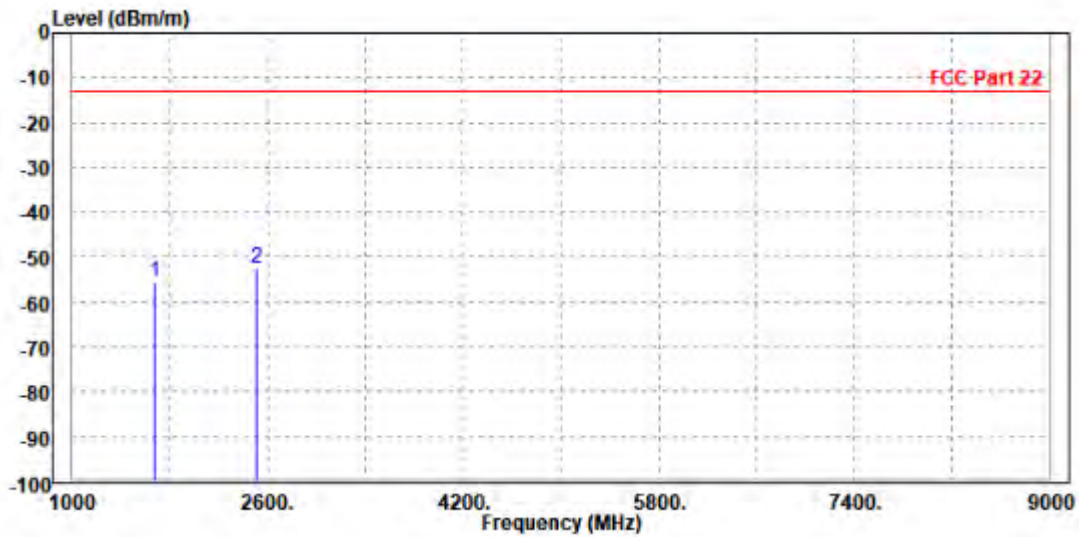




Test Report No.: W7L-240618W002RF12

<b>MODE</b>	TX channel 167300	<b>FREQUENCY RANGE</b>	Above 1000MHz
<b>ENVIRONMENTAL CONDITIONS</b>	23deg. C, 70%RH	<b>INPUT POWER</b>	AC 120V/60HZ
<b>TESTED BY</b>	Jace Hu		
<b>ANTENNA POLARITY &amp; TEST DISTANCE: VERTICAL AT 3 M</b>			

	Freq	Level	Read Level	Limit Line	Over Limit	Factor	Remark	Pol/Phase
	MHz	dBm/m	dBm	dBm/m	dB	dB/m		
1	1672.000	-55.44	-58.87	-13.00	-42.44	3.43	Peak	Vertical
2 PP	2509.500	-52.60	-58.44	-13.00	-39.60	5.84	Peak	Vertical







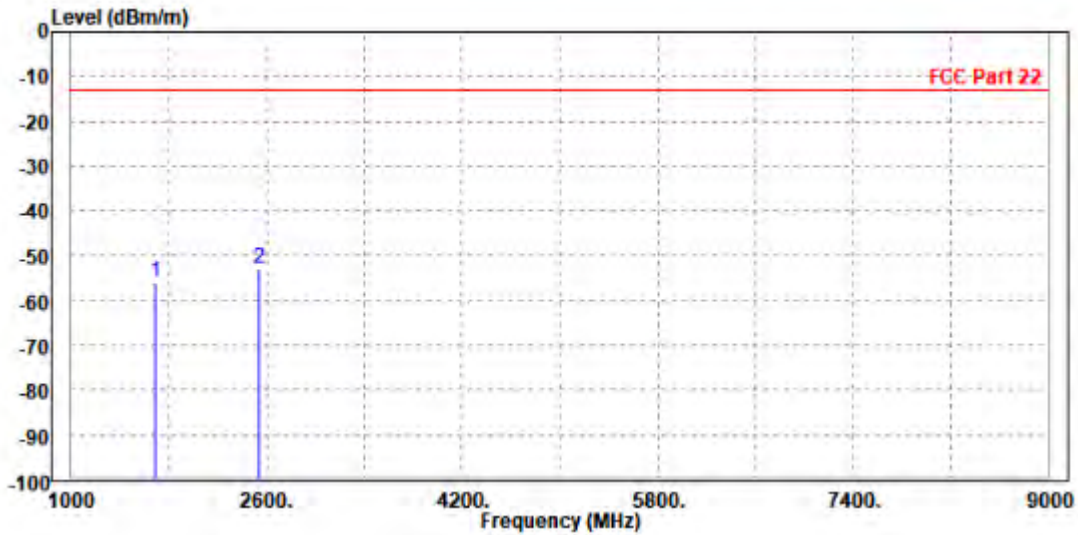
BUREAU  
VERITAS

Test Report No.: W7L-240618W002RF12

CH168800

MODE	TX channel 168800	FREQUENCY RANGE	Above 1000MHz
ENVIRONMENTAL CONDITIONS	23deg. C, 70%RH	INPUT POWER	AC 120V/60HZ
TESTED BY	Jace Hu		
ANTENNA POLARITY & TEST DISTANCE: HORIZONTAL AT 3 M			

	Freq	Level	Read Level	Limit Line	Over Limit	Factor	Remark	Pol/Phase
	MHz	dBm/m	dBm	dBm/m	dB	dB/m		
1	1688.000	-55.73	-59.51	-13.00	-42.73	3.78	Peak	Horizontal
2 PP	2532.000	-52.77	-59.01	-13.00	-39.77	6.24	Peak	Horizontal



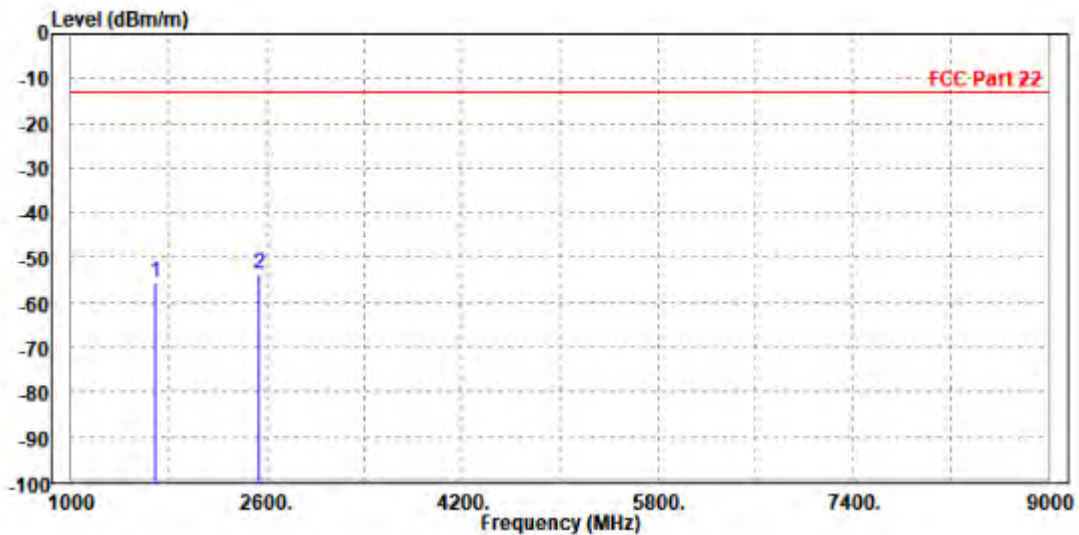




Test Report No.: W7L-240618W002RF12

<b>MODE</b>	TX channel 168800	<b>FREQUENCY RANGE</b>	Above 1000MHz
<b>ENVIRONMENTAL CONDITIONS</b>	23deg. C, 70%RH	<b>INPUT POWER</b>	AC 120V/60HZ
<b>TESTED BY</b>	Jace Hu		
<b>ANTENNA POLARITY &amp; TEST DISTANCE: VERTICAL AT 3 M</b>			

	Freq	Level	Read Level	Limit Line	Over Limit	Factor	Remark	Pol/Phase
	MHz	dBm/m	dBm	dBm/m	dB	dB/m		
1	1688.000	-55.40	-58.86	-13.00	-42.40	3.46	Peak	Vertical
2 PP	2536.000	-53.72	-59.72	-13.00	-40.72	6.00	Peak	Vertical





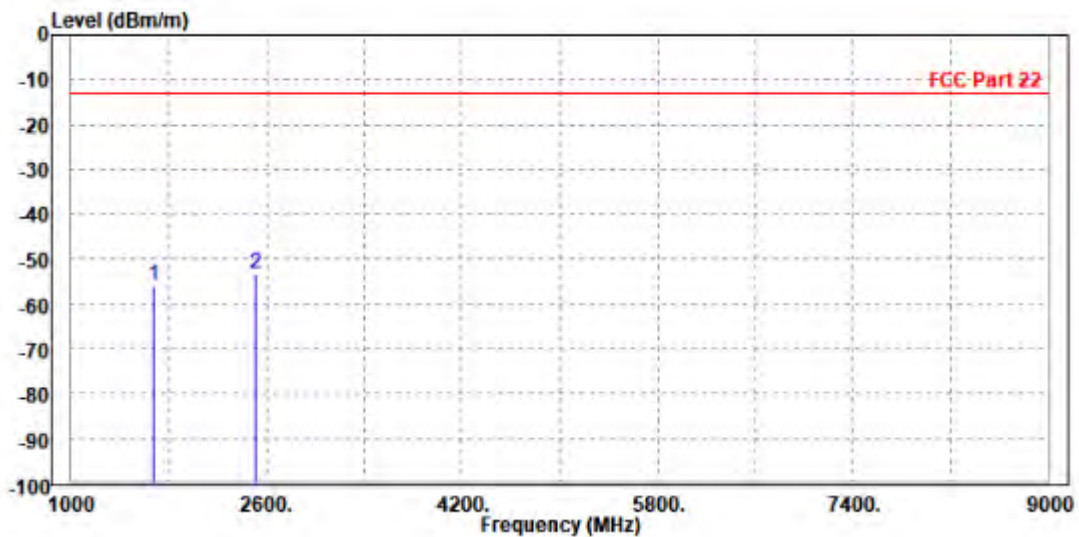
**BUREAU  
VERITAS**

Test Report No.: W7L-240618W002RF12

**CHANNEL BANDWIDTH: 15MHz / QPSK**

<b>MODE</b>	TX channel 167300	<b>FREQUENCY RANGE</b>	Above 1000MHz
<b>ENVIRONMENTAL CONDITIONS</b>	23deg. C, 70%RH	<b>INPUT POWER</b>	AC 120V/60HZ
<b>TESTED BY</b>	Jace Hu		
<b>ANTENNA POLARITY &amp; TEST DISTANCE: HORIZONTAL AT 3 M</b>			

	Freq	Level	Read Level	Limit Line	Over Limit	Factor	Remark	Pol/Phase
	MHz	dBm/m	dBm	dBm/m	dB	dB/m		
1	1672.000	-55.93	-59.66	-13.00	-42.93	3.73	Peak	Horizontal
2 PP	2509.500	-53.33	-59.47	-13.00	-40.33	6.14	Peak	Horizontal

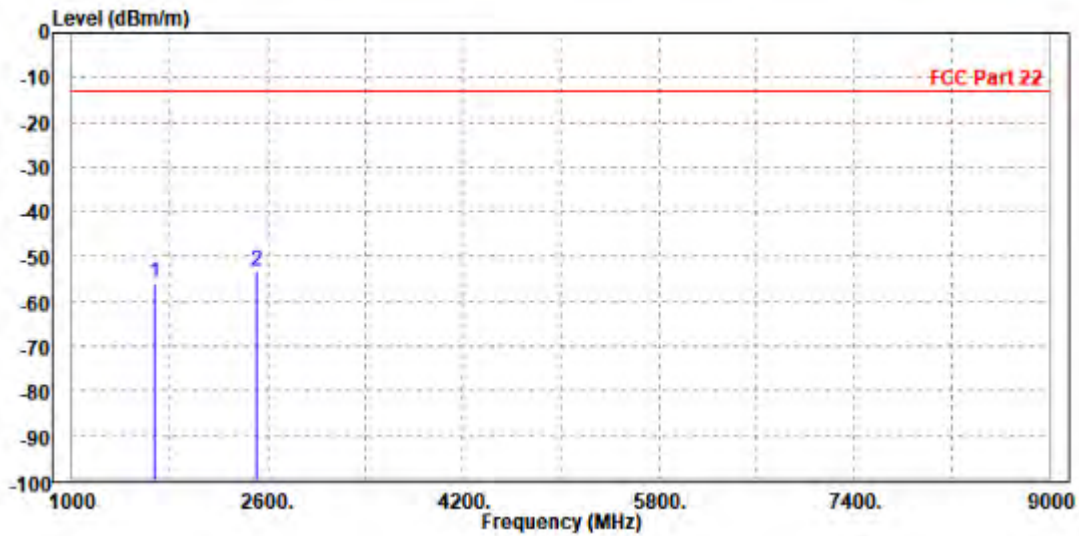




Test Report No.: W7L-240618W002RF12

<b>MODE</b>	TX channel 167300	<b>FREQUENCY RANGE</b>	Above 1000MHz
<b>ENVIRONMENTAL CONDITIONS</b>	23deg. C, 70%RH	<b>INPUT POWER</b>	AC 120V/60HZ
<b>TESTED BY</b>	Jace Hu		
<b>ANTENNA POLARITY &amp; TEST DISTANCE: VERTICAL AT 3 M</b>			

	Freq	Level	Read Level	Limit Line	Over Limit	Factor	Remark	Pol/Phase
	MHz	dBm/m	dBm	dBm/m	dB	dB/m		
1	1673.000	-55.82	-59.25	-13.00	-42.82	3.43	Peak	Vertical
2 PP	2512.000	-53.19	-59.04	-13.00	-40.19	5.85	Peak	Vertical





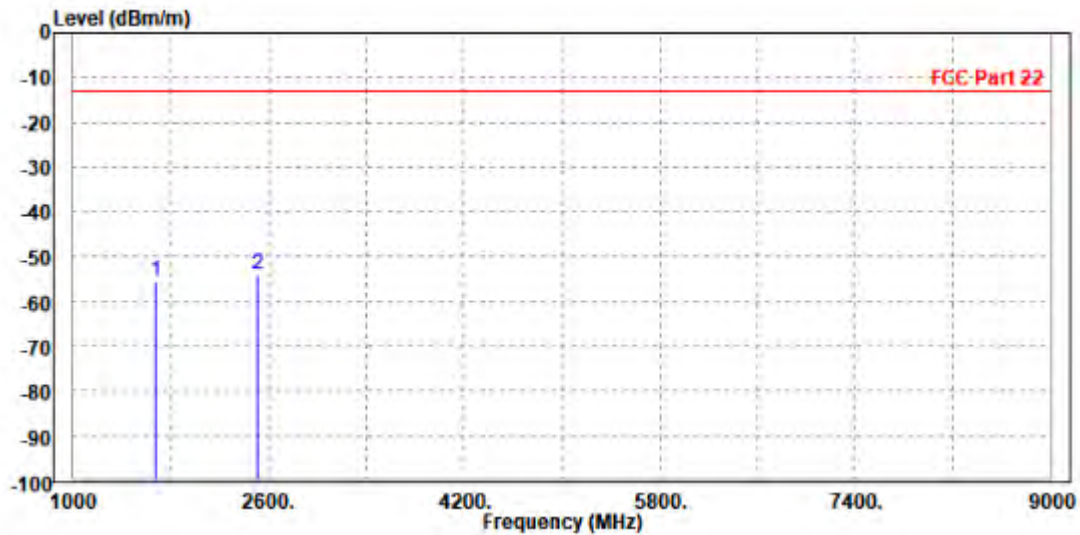
BUREAU  
VERITAS

Test Report No.: W7L-240618W002RF12

CHANNEL BANDWIDTH: 20MHz / QPSK

MODE	TX channel 167300	FREQUENCY RANGE	Above 1000MHz
ENVIRONMENTAL CONDITIONS	23deg. C, 70%RH	INPUT POWER	AC 120V/60HZ
TESTED BY	Jace Hu		
ANTENNA POLARITY & TEST DISTANCE: HORIZONTAL AT 3 M			

	Freq	Level	Read Level	Limit Line	Over Limit	Factor	Remark	Pol/Phase
	MHz	dBm/m	dBm	dBm/m	dB	dB/m		
1	1672.000	-55.41	-59.14	-13.00	-42.41	3.73	Peak	Horizontal
2 PP	2509.500	-53.99	-60.13	-13.00	-40.99	6.14	Peak	Horizontal

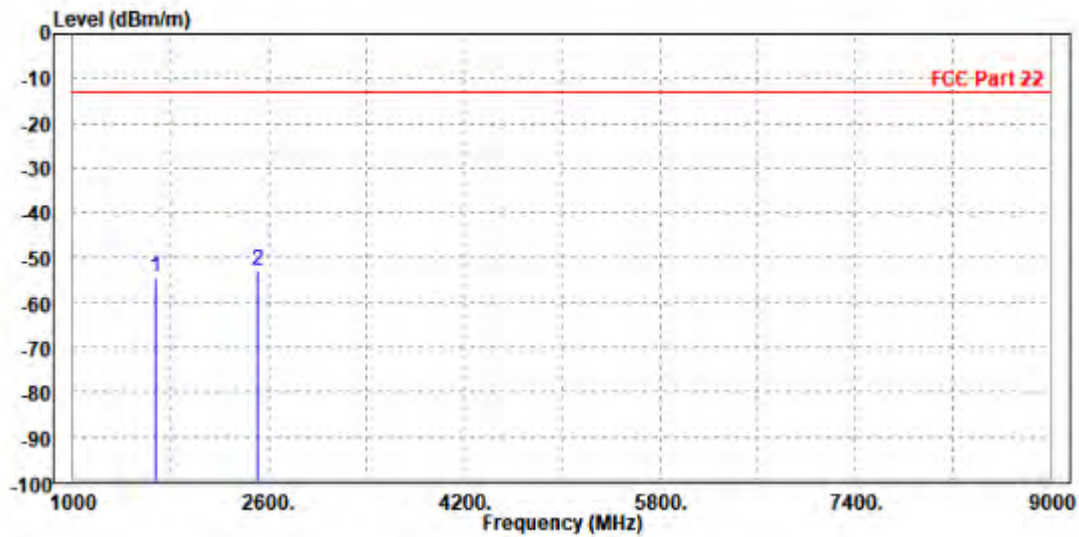




Test Report No.: W7L-240618W002RF12

<b>MODE</b>	TX channel 167300	<b>FREQUENCY RANGE</b>	Above 1000MHz
<b>ENVIRONMENTAL CONDITIONS</b>	23deg. C, 70%RH	<b>INPUT POWER</b>	AC 120V/60HZ
<b>TESTED BY</b>	Jace Hu		
<b>ANTENNA POLARITY &amp; TEST DISTANCE: VERTICAL AT 3 M</b>			

	Freq	Level	Read Level	Limit Line	Over Limit	Factor	Remark	Pol/Phase
	MHz	dBm/m	dBm	dBm/m	dB	dB/m		
1	1673.000	-54.44	-57.87	-13.00	-41.44	3.43	Peak	Vertical
2 PP	2512.000	-52.80	-58.65	-13.00	-39.80	5.85	Peak	Vertical







BUREAU VERITAS

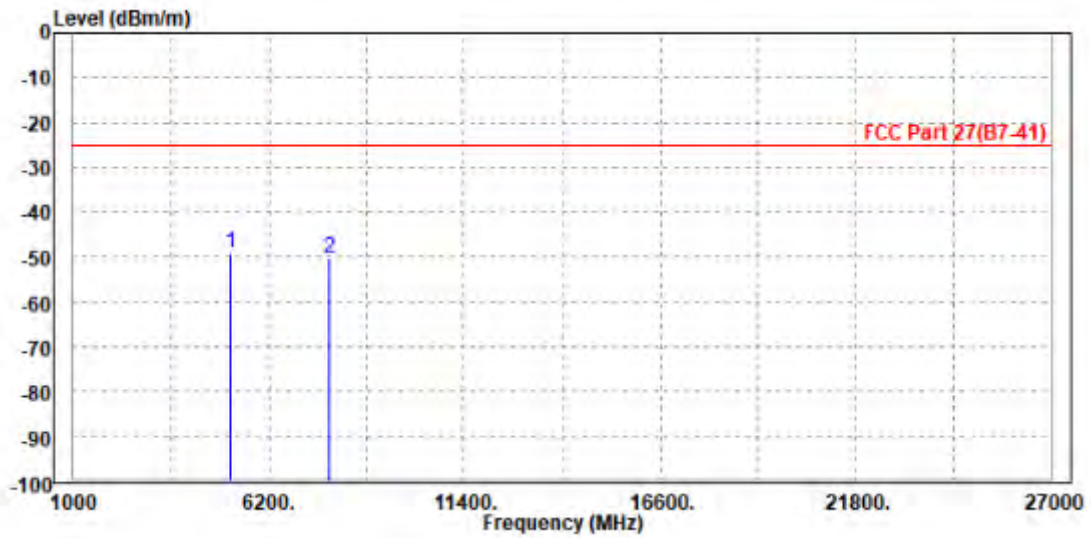
Test Report No.: W7L-240618W002RF12

N38(Ant1) (DOWN):

CHANNEL BANDWIDTH: 5MHz / QPSK (15K)

MODE	TX channel 518500	FREQUENCY RANGE	Above 1000MHz
ENVIRONMENTAL CONDITIONS	23deg. C, 70%RH	INPUT POWER	AC 120V/60HZ
TESTED BY	Jace Hu		
<b>ANTENNA POLARITY &amp; TEST DISTANCE: HORIZONTAL AT 3 M</b>			

	Freq	Level	Read Level	Limit Line	Over Limit	Factor	Remark	Pol/Phase
	MHz	dBm/m	dBm	dBm/m	dB	dB/m		
1	PP 5186.000	-49.00	-60.34	-25.00	-24.00	11.34	Peak	Horizontal
2	7785.000	-50.15	-64.98	-25.00	-25.15	14.83	Peak	Horizontal



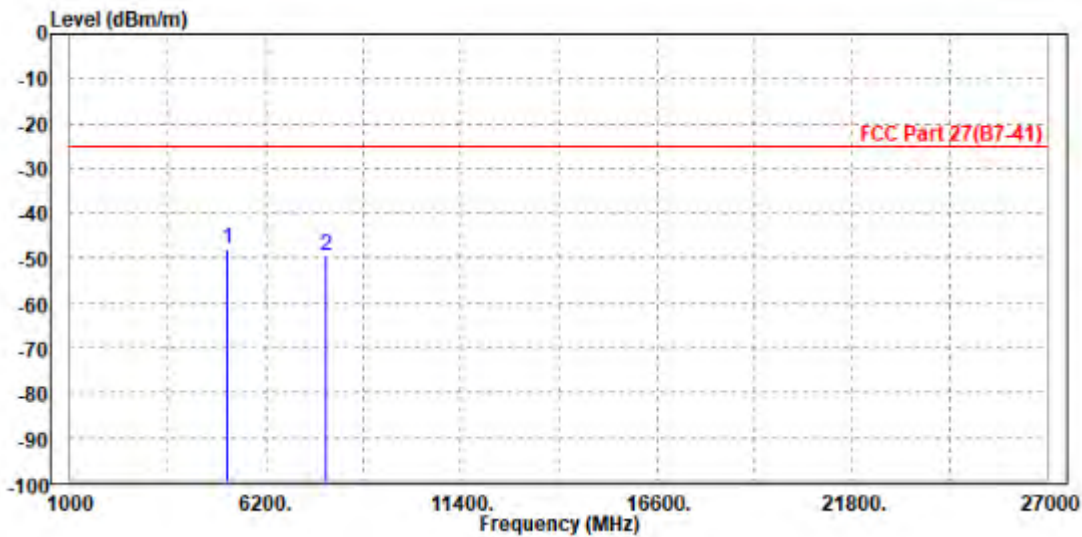




Test Report No.: W7L-240618W002RF12

<b>MODE</b>	TX channel 518500	<b>FREQUENCY RANGE</b>	Above 1000MHz
<b>ENVIRONMENTAL CONDITIONS</b>	23deg. C, 70%RH	<b>INPUT POWER</b>	AC 120V/60HZ
<b>TESTED BY</b>	Jace Hu		
<b>ANTENNA POLARITY &amp; TEST DISTANCE: VERTICAL AT 3 M</b>			

	Freq	Level	Read Level	Limit Line	Over Limit	Factor	Remark	Pol/Phase
	MHz	dBm/m	dBm	dBm/m	dB	dB/m		
1	PP 5190.000	-48.07	-59.81	-25.00	-23.07	11.74	Peak	Vertical
2	7786.000	-49.37	-63.63	-25.00	-24.37	14.26	Peak	Vertical





BUREAU VERITAS

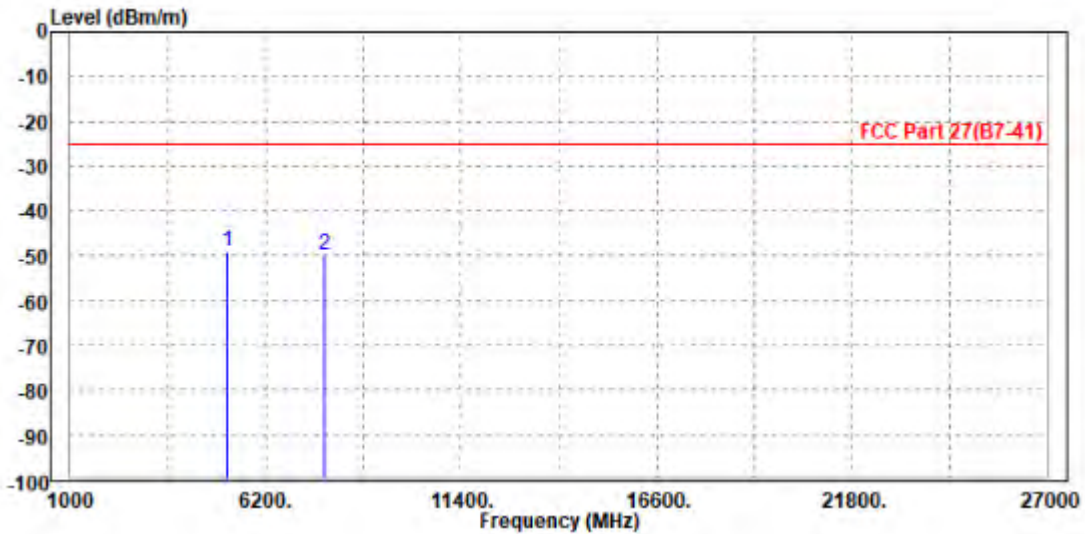
Test Report No.: W7L-240618W002RF12

CHANNEL BANDWIDTH: 25MHz / QPSK (15K)

CH516500

MODE	TX channel 516500	FREQUENCY RANGE	Above 1000MHz
ENVIRONMENTAL CONDITIONS	23deg. C, 70%RH	INPUT POWER	AC 120V/60HZ
TESTED BY	Jace Hu		
<b>ANTENNA POLARITY &amp; TEST DISTANCE: HORIZONTAL AT 3 M</b>			

	Freq	Level	Read Level	Limit Line	Over Limit	Factor	Remark	Pol/Phase
	MHz	dBm/m	dBm	dBm/m	dB	dB/m		
1	PP 5165.000	-49.21	-60.51	-25.00	-24.21	11.30	Peak	Horizontal
2	7760.000	-49.71	-64.50	-25.00	-24.71	14.79	Peak	Horizontal

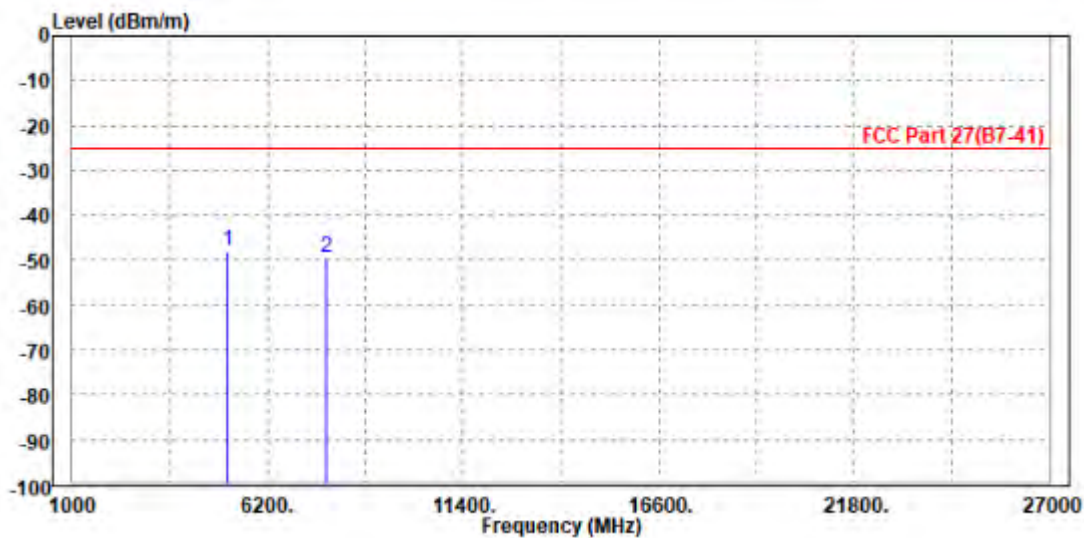




Test Report No.: W7L-240618W002RF12

<b>MODE</b>	TX channel 516500	<b>FREQUENCY RANGE</b>	Above 1000MHz
<b>ENVIRONMENTAL CONDITIONS</b>	23deg. C, 70%RH	<b>INPUT POWER</b>	AC 120V/60HZ
<b>TESTED BY</b>	Jace Hu		
<b>ANTENNA POLARITY &amp; TEST DISTANCE: VERTICAL AT 3 M</b>			

	Freq	Level	Read Level	Limit Line	Over Limit	Factor	Remark	Pol/Phase
	MHz	dBm/m	dBm	dBm/m	dB	dB/m		
1	PP 5160.000	-48.06	-59.74	-25.00	-23.06	11.68	Peak	Vertical
2	7747.500	-49.56	-63.65	-25.00	-24.56	14.09	Peak	Vertical





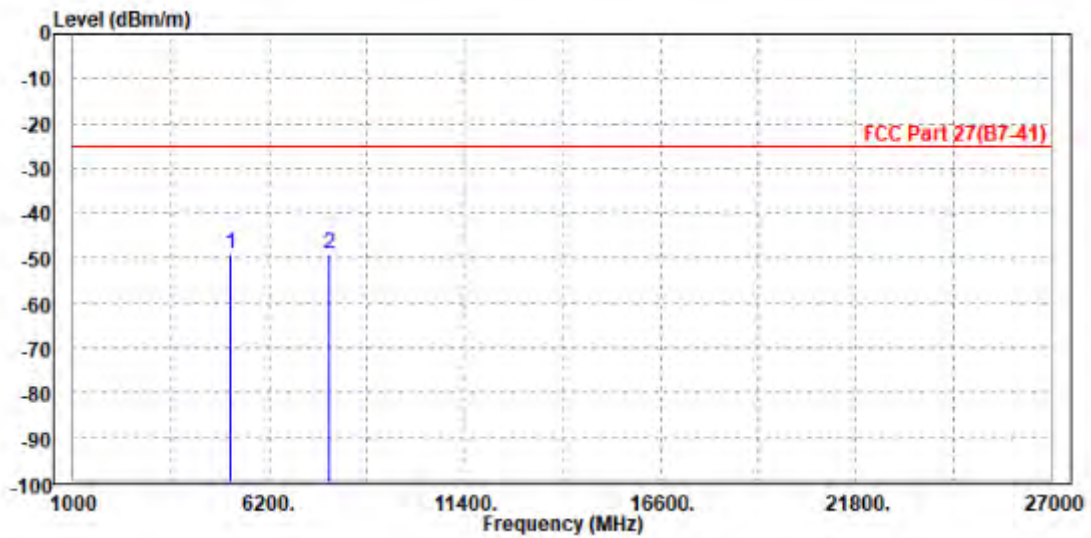
**BUREAU  
VERITAS**

Test Report No.: W7L-240618W002RF12

**CH519000**

<b>MODE</b>	TX channel 519000	<b>FREQUENCY RANGE</b>	Above 1000MHz
<b>ENVIRONMENTAL CONDITIONS</b>	23deg. C, 70%RH	<b>INPUT POWER</b>	AC 120V/60HZ
<b>TESTED BY</b>	Jace Hu		
<b>ANTENNA POLARITY &amp; TEST DISTANCE: HORIZONTAL AT 3 M</b>			

	Freq	Level	Read Level	Limit Line	Over Limit	Factor	Remark	Pol/Phase
	MHz	dBm/m	dBm	dBm/m	dB	dB/m		
1	5190.000	-49.18	-60.52	-25.00	-24.18	11.34	Peak	Horizontal
2 PP	7786.000	-48.93	-63.76	-25.00	-23.93	14.83	Peak	Horizontal

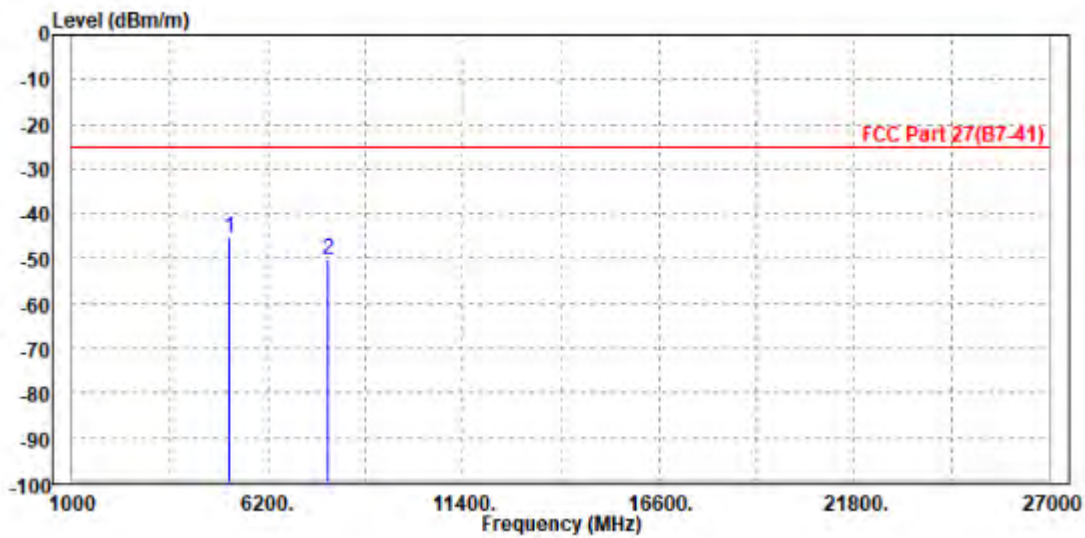




Test Report No.: W7L-240618W002RF12

<b>MODE</b>	TX channel 519000	<b>FREQUENCY RANGE</b>	Above 1000MHz
<b>ENVIRONMENTAL CONDITIONS</b>	23deg. C, 70%RH	<b>INPUT POWER</b>	AC 120V/60HZ
<b>TESTED BY</b>	Jace Hu		
<b>ANTENNA POLARITY &amp; TEST DISTANCE: VERTICAL AT 3 M</b>			

	Freq	Level	Read Level	Limit Line	Over Limit	Factor	Remark	Pol/Phase
	MHz	dBm/m	dBm	dBm/m	dB	dB/m		
1	PP 5186.000	-45.30	-57.03	-25.00	-20.30	11.73	Peak	Vertical
2	7785.000	-50.01	-64.27	-25.00	-25.01	14.26	Peak	Vertical







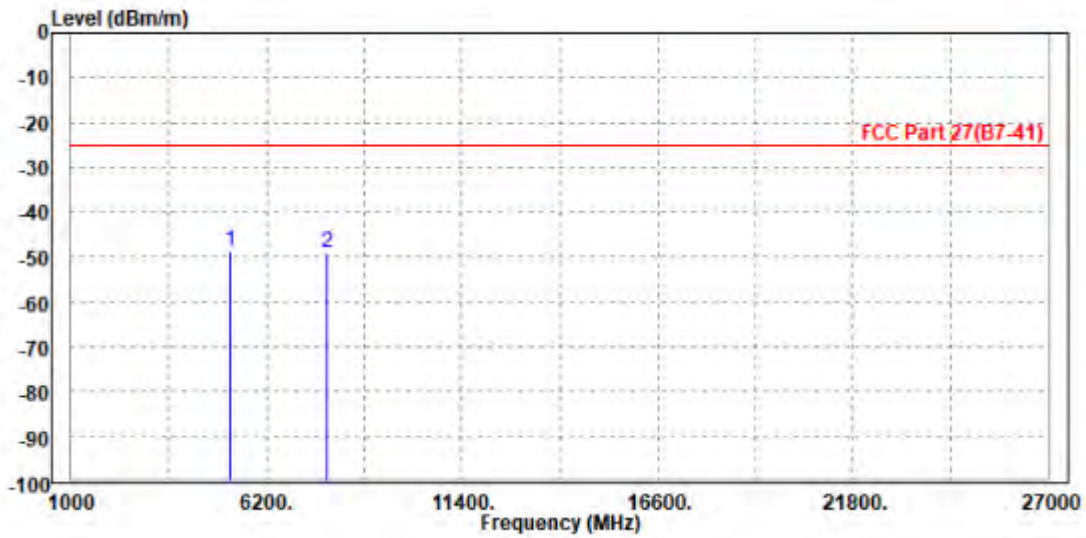
**BUREAU  
VERITAS**

Test Report No.: W7L-240618W002RF12

**CH521500**

<b>MODE</b>	TX channel 521500	<b>FREQUENCY RANGE</b>	Above 1000MHz
<b>ENVIRONMENTAL CONDITIONS</b>	23deg. C, 70%RH	<b>INPUT POWER</b>	AC 120V/60HZ
<b>TESTED BY</b>	Jace Hu		
<b>ANTENNA POLARITY &amp; TEST DISTANCE: HORIZONTAL AT 3 M</b>			

	Freq	Level	Read Level	Limit Line	Over Limit	Factor	Remark	Pol/Phase
	MHz	dBm/m	dBm	dBm/m	dB	dB/m		
1	PP 5212.000	-48.78	-60.15	-25.00	-23.78	11.37	Peak	Horizontal
2	7822.500	-49.00	-63.89	-25.00	-24.00	14.89	Peak	Horizontal



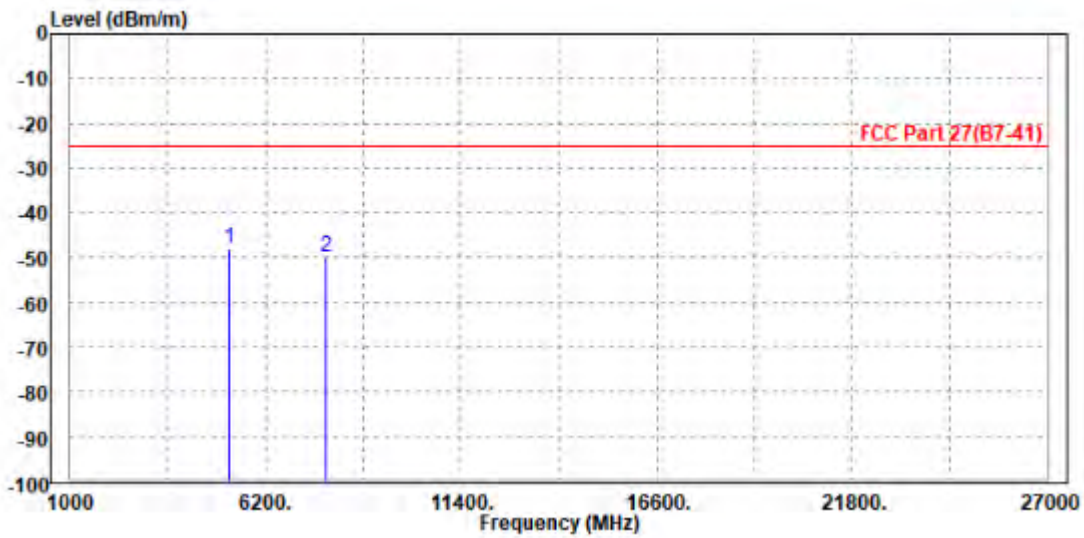




Test Report No.: W7L-240618W002RF12

<b>MODE</b>	TX channel 521500	<b>FREQUENCY RANGE</b>	Above 1000MHz
<b>ENVIRONMENTAL CONDITIONS</b>	23deg. C, 70%RH	<b>INPUT POWER</b>	AC 120V/60HZ
<b>TESTED BY</b>	Jace Hu		
<b>ANTENNA POLARITY &amp; TEST DISTANCE: VERTICAL AT 3 M</b>			

	Freq	Level	Read Level	Limit Line	Over Limit	Factor	Remark	Pol/Phase
	MHz	dBm/m	dBm	dBm/m	dB	dB/m		
1	PP 5215.000	-48.09	-59.88	-25.00	-23.09	11.79	Peak	Vertical
2	7812.000	-49.80	-64.17	-25.00	-24.80	14.37	Peak	Vertical





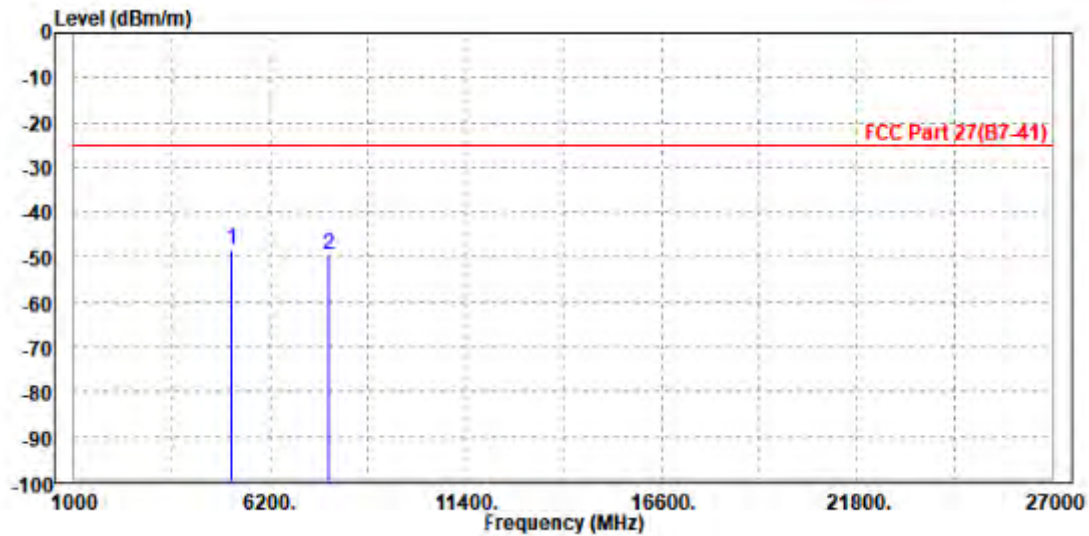
Test Report No.: W7L-240618W002RF12

N41(Ant7) (UP):

CHANNEL BANDWIDTH: 10MHz / QPSK (15K)

MODE	TX channel 518601	FREQUENCY RANGE	Above 1000MHz
ENVIRONMENTAL CONDITIONS	23deg. C, 70%RH	INPUT POWER	AC 120V/60HZ
TESTED BY	Jace Hu		
<b>ANTENNA POLARITY &amp; TEST DISTANCE: HORIZONTAL AT 3 M</b>			

	Freq	Level	Read Level	Limit Line	Over Limit	Factor	Remark	Pol/Phase
	MHz	dBm/m	dBm	dBm/m	dB	dB/m		
1	PP 5186.000	-48.10	-59.44	-25.00	-23.10	11.34	Peak	Horizontal
2	7779.000	-49.34	-64.16	-25.00	-24.34	14.82	Peak	Horizontal

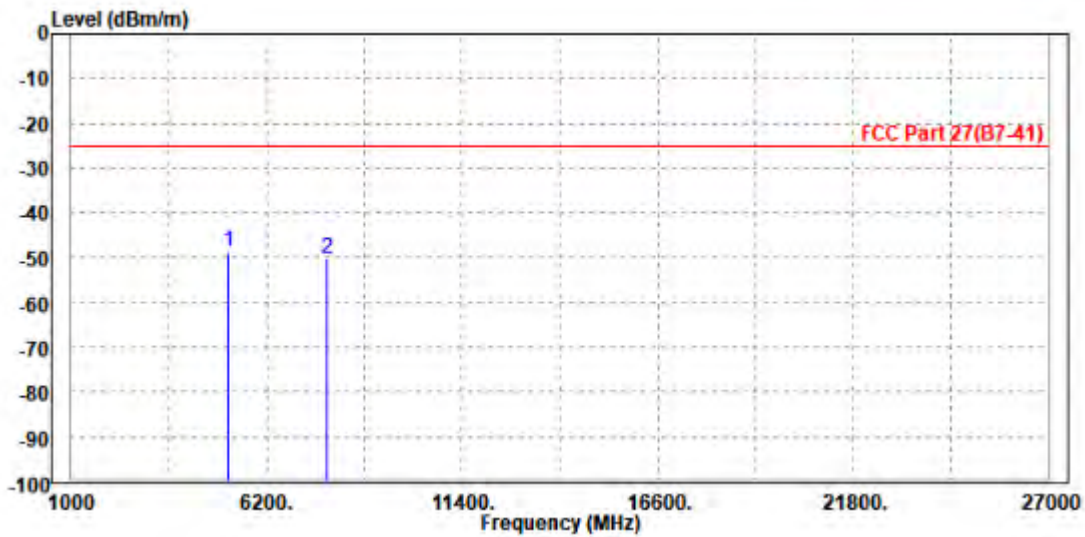




Test Report No.: W7L-240618W002RF12

MODE	TX channel 518601	FREQUENCY RANGE	Above 1000MHz
ENVIRONMENTAL CONDITIONS	23deg. C, 70%RH	INPUT POWER	AC 120V/60HZ
TESTED BY	Jace Hu		
ANTENNA POLARITY & TEST DISTANCE: VERTICAL AT 3 M			

	Freq	Level	Read Level	Limit Line	Over Limit	Factor	Remark	Pol/Phase
	MHz	dBm/m	dBm	dBm/m	dB	dB/m		
1	PP 5186.000	-48.71	-60.44	-25.00	-23.71	11.73	Peak	Vertical
2	7786.000	-50.08	-64.34	-25.00	-25.08	14.26	Peak	Vertical





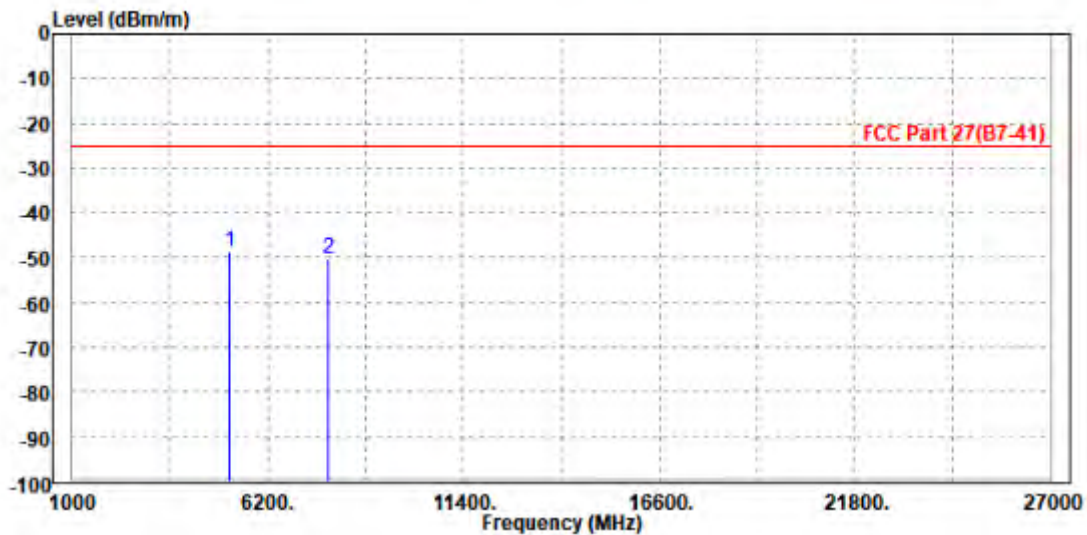
**BUREAU  
VERITAS**

Test Report No.: W7L-240618W002RF12

**CHANNEL BANDWIDTH: 15MHz / QPSK (15K)**

<b>MODE</b>	TX channel 518601	<b>FREQUENCY RANGE</b>	Above 1000MHz
<b>ENVIRONMENTAL CONDITIONS</b>	23deg. C, 70%RH	<b>INPUT POWER</b>	AC 120V/60HZ
<b>TESTED BY</b>	Jace Hu		
<b>ANTENNA POLARITY &amp; TEST DISTANCE: HORIZONTAL AT 3 M</b>			

	Freq	Level	Read Level	Limit Line	Over Limit	Factor	Remark	Pol/Phase
	MHz	dBm/m	dBm	dBm/m	dB	dB/m		
1	PP 5186.000	-48.72	-60.06	-25.00	-23.72	11.34	Peak	Horizontal
2	7786.000	-50.31	-65.14	-25.00	-25.31	14.83	Peak	Horizontal

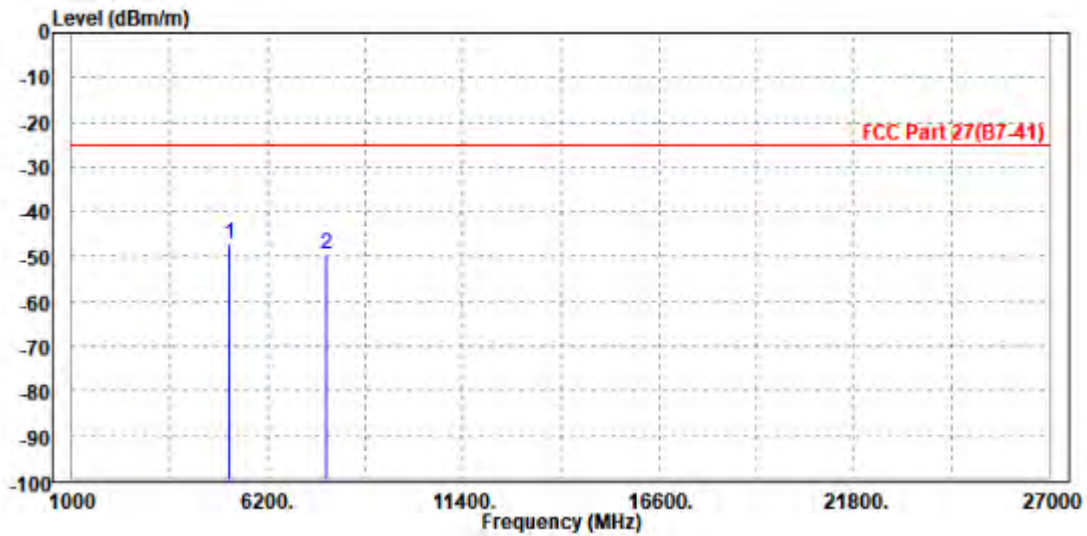




Test Report No.: W7L-240618W002RF12

<b>MODE</b>	TX channel 518601	<b>FREQUENCY RANGE</b>	Above 1000MHz
<b>ENVIRONMENTAL CONDITIONS</b>	23deg. C, 70%RH	<b>INPUT POWER</b>	AC 120V/60HZ
<b>TESTED BY</b>	Jace Hu		
<b>ANTENNA POLARITY &amp; TEST DISTANCE: VERTICAL AT 3 M</b>			

	Freq	Level	Read Level	Limit Line	Over Limit	Factor	Remark	Pol/Phase
	MHz	dBm/m	dBm	dBm/m	dB	dB/m		
1	PP 5186.000	-47.22	-58.95	-25.00	-22.22	11.73	Peak	Vertical
2	7779.000	-49.58	-63.81	-25.00	-24.58	14.23	Peak	Vertical





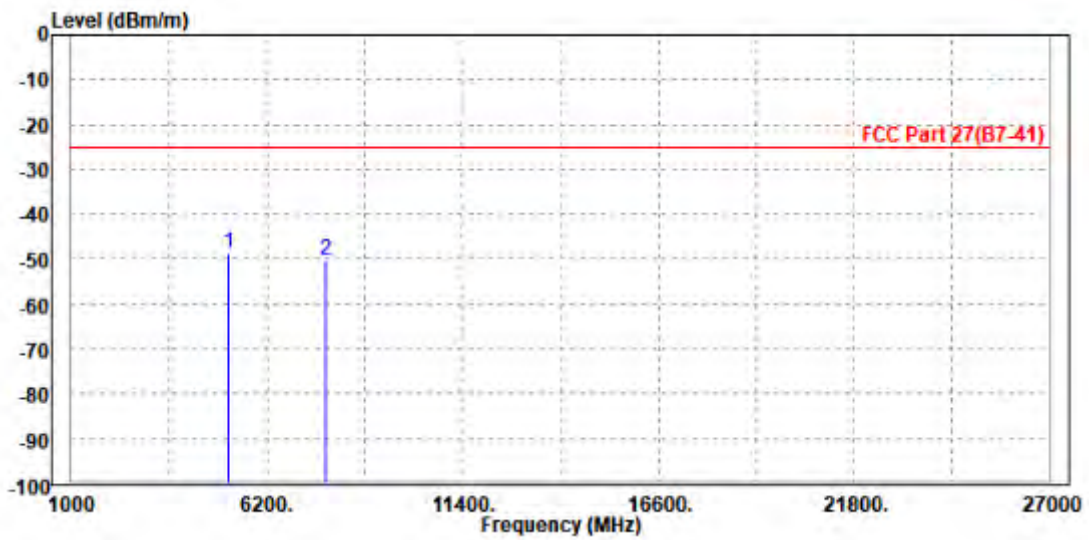


Test Report No.: W7L-240618W002RF12

**CHANNEL BANDWIDTH: 20MHz / QPSK (15K)**

<b>MODE</b>	TX channel 518601	<b>FREQUENCY RANGE</b>	Above 1000MHz
<b>ENVIRONMENTAL CONDITIONS</b>	23deg. C, 70%RH	<b>INPUT POWER</b>	AC 120V/60HZ
<b>TESTED BY</b>	Jace Hu		
<b>ANTENNA POLARITY &amp; TEST DISTANCE: HORIZONTAL AT 3 M</b>			

	Freq	Level	Read Level	Limit Line	Over Limit	Factor	Remark	Pol/Phase
	MHz	dBm/m	dBm	dBm/m	dB	dB/m		
1	PP 5186.000	-48.78	-60.12	-25.00	-23.78	11.34	Peak	Horizontal
2	7779.000	-50.14	-64.96	-25.00	-25.14	14.82	Peak	Horizontal

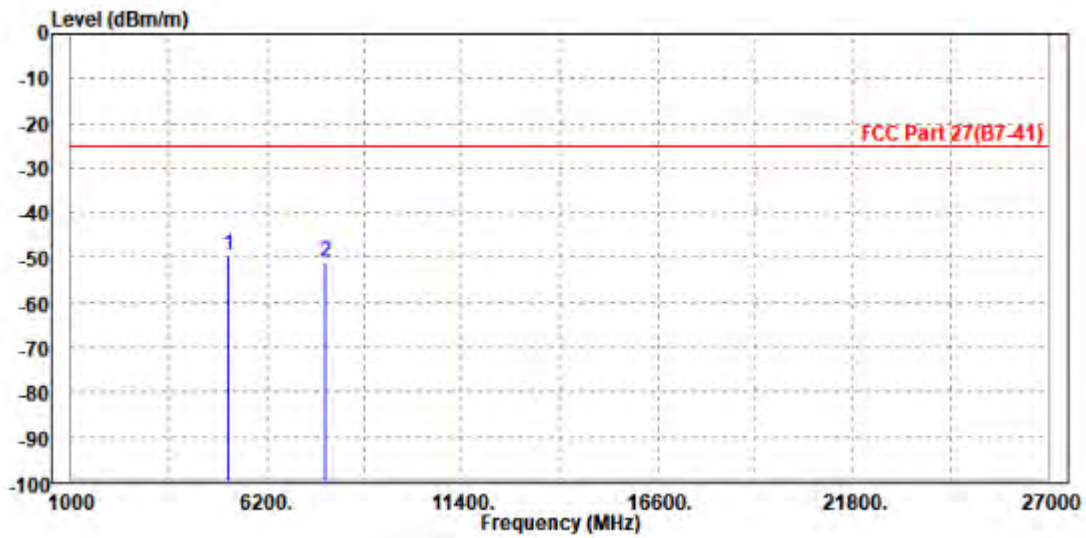




Test Report No.: W7L-240618W002RF12

<b>MODE</b>	TX channel 518601	<b>FREQUENCY RANGE</b>	Above 1000MHz
<b>ENVIRONMENTAL CONDITIONS</b>	23deg. C, 70%RH	<b>INPUT POWER</b>	AC 120V/60HZ
<b>TESTED BY</b>	Jace Hu		
<b>ANTENNA POLARITY &amp; TEST DISTANCE: VERTICAL AT 3 M</b>			

	Freq	Level	Read Level	Limit Line	Over-Limit	Factor	Remark	Pol/Phase
	MHz	dBm/m	dBm	dBm/m	dB	dB/m		
1	PP 5186.000	-49.28	-61.01	-25.00	-24.28	11.73	Peak	Vertical
2	7779.000	-50.91	-65.14	-25.00	-25.91	14.23	Peak	Vertical



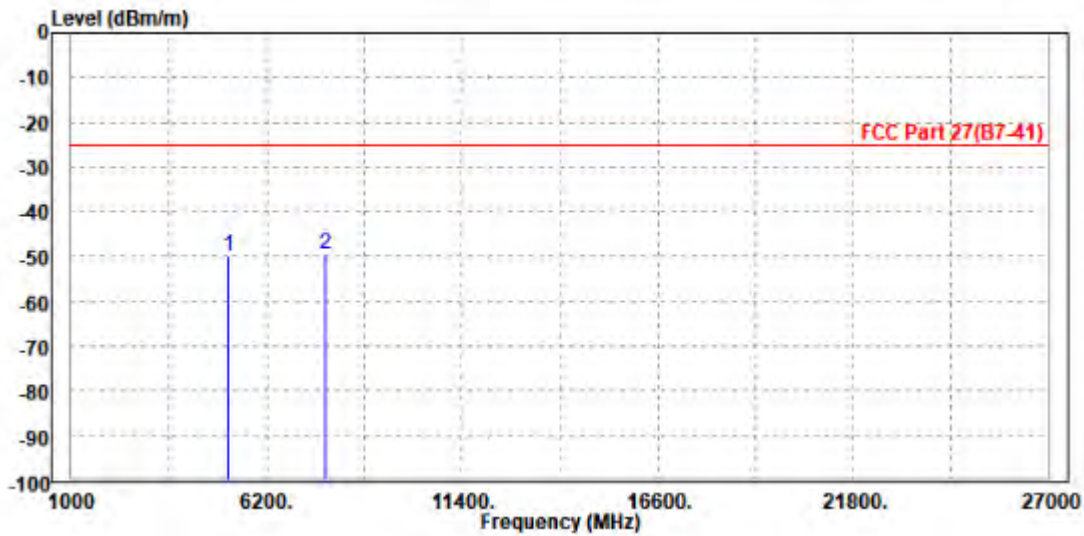


Test Report No.: W7L-240618W002RF12

**CHANNEL BANDWIDTH: 30MHz / QPSK(15K)**

<b>MODE</b>	TX channel 518601	<b>FREQUENCY RANGE</b>	Above 1000MHz
<b>ENVIRONMENTAL CONDITIONS</b>	23deg. C, 70%RH	<b>INPUT POWER</b>	AC 120V/60HZ
<b>TESTED BY</b>	Jace Hu		
<b>ANTENNA POLARITY &amp; TEST DISTANCE: HORIZONTAL AT 3 M</b>			

	Freq	Level	Read Level	Limit Line	Over Limit	Factor	Remark	Pol/Phase
	MHz	dBm/m	dBm	dBm/m	dB	dB/m		
1	5186.000	-49.64	-60.98	-25.00	-24.64	11.34	Peak	Horizontal
2 PP	7779.000	-49.44	-64.26	-25.00	-24.44	14.82	Peak	Horizontal

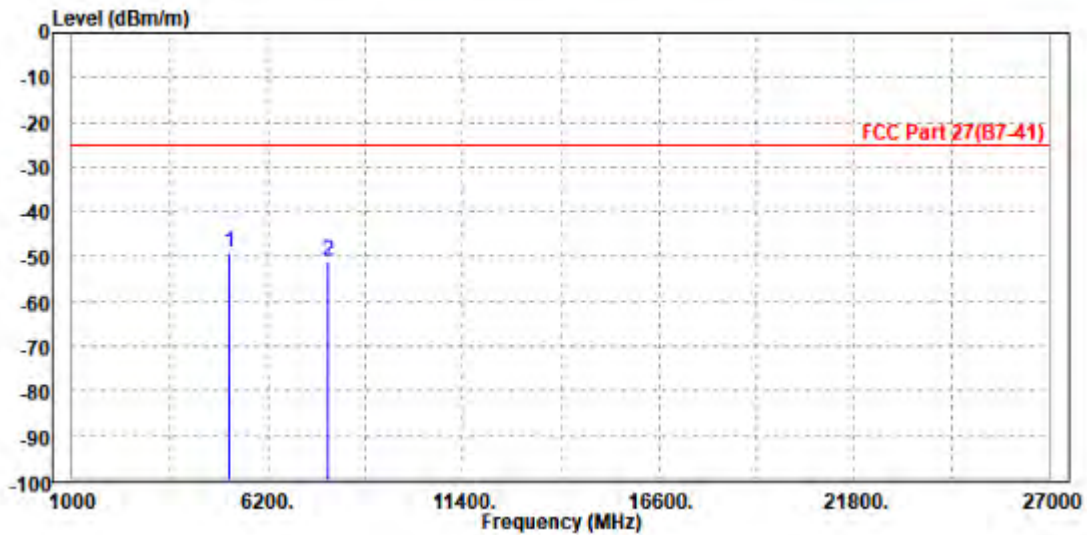




Test Report No.: W7L-240618W002RF12

<b>MODE</b>	TX channel 518601	<b>FREQUENCY RANGE</b>	Above 1000MHz
<b>ENVIRONMENTAL CONDITIONS</b>	23deg. C, 70%RH	<b>INPUT POWER</b>	AC 120V/60HZ
<b>TESTED BY</b>	Jace Hu		
<b>ANTENNA POLARITY &amp; TEST DISTANCE: VERTICAL AT 3 M</b>			

	Freq	Level	Read Level	Limit Line	Over Limit	Factor	Remark	Pol/Phase
	MHz	dBm/m	dBm	dBm/m	dB	dB/m		
1	PP 5186.000	-48.99	-60.72	-25.00	-23.99	11.73	Peak	Vertical
2	7786.000	-51.10	-65.36	-25.00	-26.10	14.26	Peak	Vertical





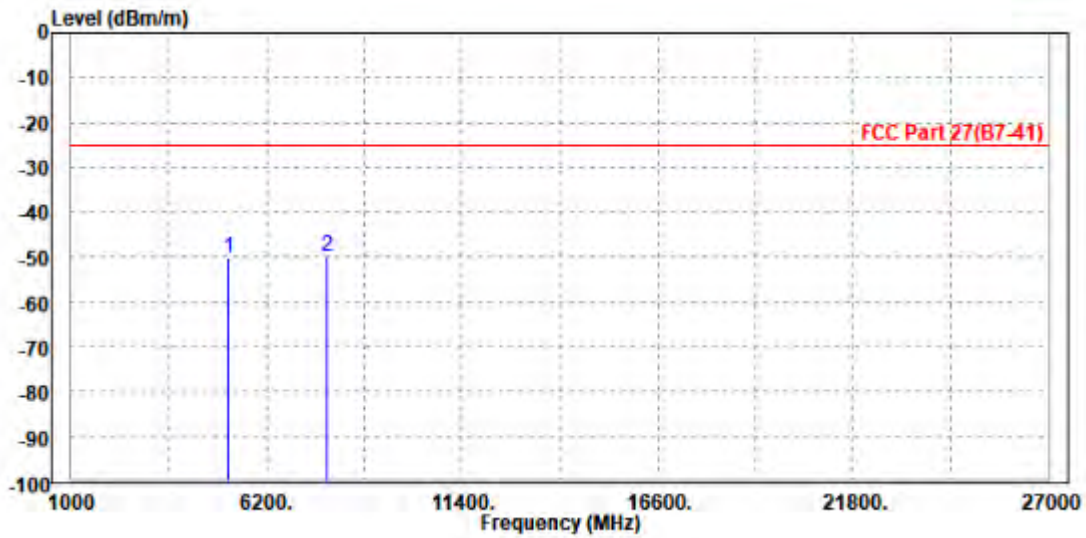
BUREAU VERITAS

Test Report No.: W7L-240618W002RF12

CHANNEL BANDWIDTH: 40MHz / QPSK(15K)

MODE	TX channel 518601	FREQUENCY RANGE	Above 1000MHz
ENVIRONMENTAL CONDITIONS	23deg. C, 70%RH	INPUT POWER	AC 120V/60HZ
TESTED BY	Jace Hu		
ANTENNA POLARITY & TEST DISTANCE: HORIZONTAL AT 3 M			

	Freq	Level	Read Level	Limit Line	Over Limit	Factor	Remark	Pol/Phase
	MHz	dBm/m	dBm	dBm/m	dB	dB/m		
1	5186.000	-50.36	-61.70	-25.00	-25.36	11.34	Peak	Horizontal
2 PP	7786.000	-49.89	-64.72	-25.00	-24.89	14.83	Peak	Horizontal



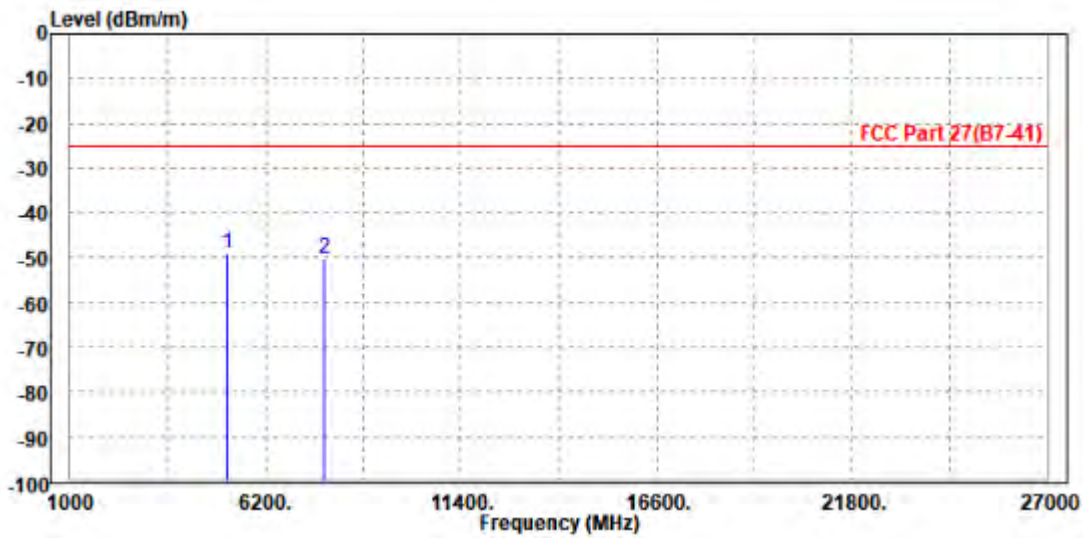




Test Report No.: W7L-240618W002RF12

<b>MODE</b>	TX channel 518601	<b>FREQUENCY RANGE</b>	Above 1000MHz
<b>ENVIRONMENTAL CONDITIONS</b>	23deg. C, 70%RH	<b>INPUT POWER</b>	AC 120V/60HZ
<b>TESTED BY</b>	Jace Hu		
<b>ANTENNA POLARITY &amp; TEST DISTANCE: VERTICAL AT 3 M</b>			

	Freq	Level	Read Level	Limit Line	Over Limit	Factor	Remark	Pol/Phase
	MHz	dBm/m	dBm	dBm/m	dB	dB/m		
1	PP 5186.000	-49.12	-60.85	-25.00	-24.12	11.73	Peak	Vertical
2	7779.000	-50.35	-64.58	-25.00	-25.35	14.23	Peak	Vertical





Test Report No.: W7L-240618W002RF12

**CHANNEL BANDWIDTH: 50MHz / QPSK(15K)**

<b>MODE</b>	TX channel 518601	<b>FREQUENCY RANGE</b>	Above 1000MHz
<b>ENVIRONMENTAL CONDITIONS</b>	23deg. C, 70%RH	<b>INPUT POWER</b>	AC 120V/60HZ
<b>TESTED BY</b>	Jace Hu		
<b>ANTENNA POLARITY &amp; TEST DISTANCE: HORIZONTAL AT 3 M</b>			

	Freq	Level	Read Level	Limit Line	Over Limit	Factor	Remark	Pol/Phase
	MHz	dBm/m	dBm	dBm/m	dB	dB/m		
1	PP 5186.000	-49.58	-60.92	-25.00	-24.58	11.34	Peak	Horizontal
2	7779.000	-50.23	-65.05	-25.00	-25.23	14.82	Peak	Horizontal

