

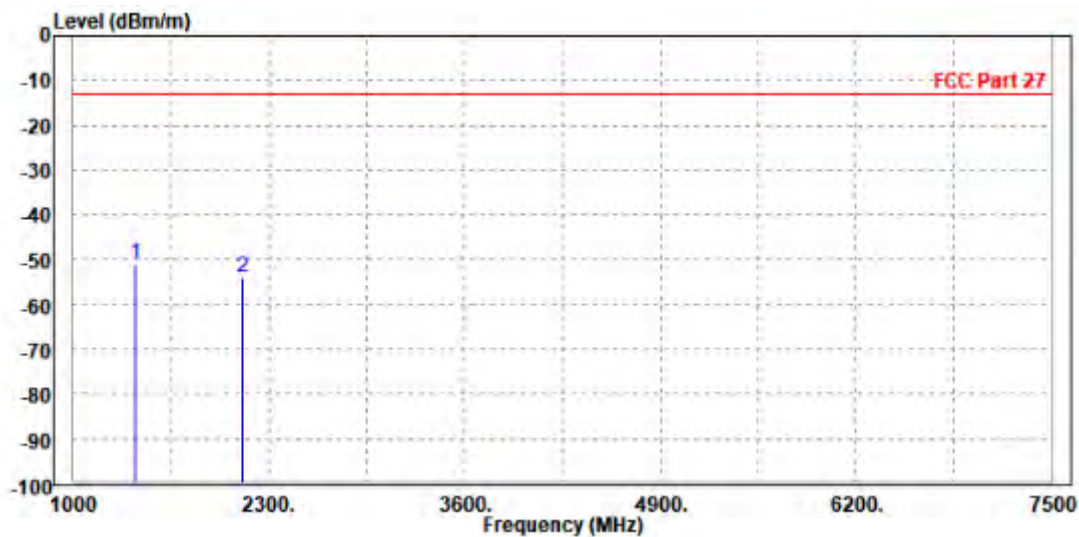


Test Report No.: W7L-240618W002RF07

CHANNEL BANDWIDTH: 10MHz / QPSK

MODE	TX channel 23095	FREQUENCY RANGE	Above 1000MHz
ENVIRONMENTAL CONDITIONS	23deg. C, 70%RH	INPUT POWER	AC 120V/60HZ
TESTED BY	Jace Hu		
ANTENNA POLARITY & TEST DISTANCE: HORIZONTAL AT 3 M			

	Freq	Level	Read Level	Limit Line	Over Limit	Factor	Remark	Pol/Phase
	MHz	dBm/m	dBm	dBm/m	dB	dB/m		
1	PP 1416.000	-50.84	-53.78	-13.00	-37.84	2.94	Peak	Horizontal
2	2121.000	-53.95	-59.03	-13.00	-40.95	5.08	Peak	Horizontal

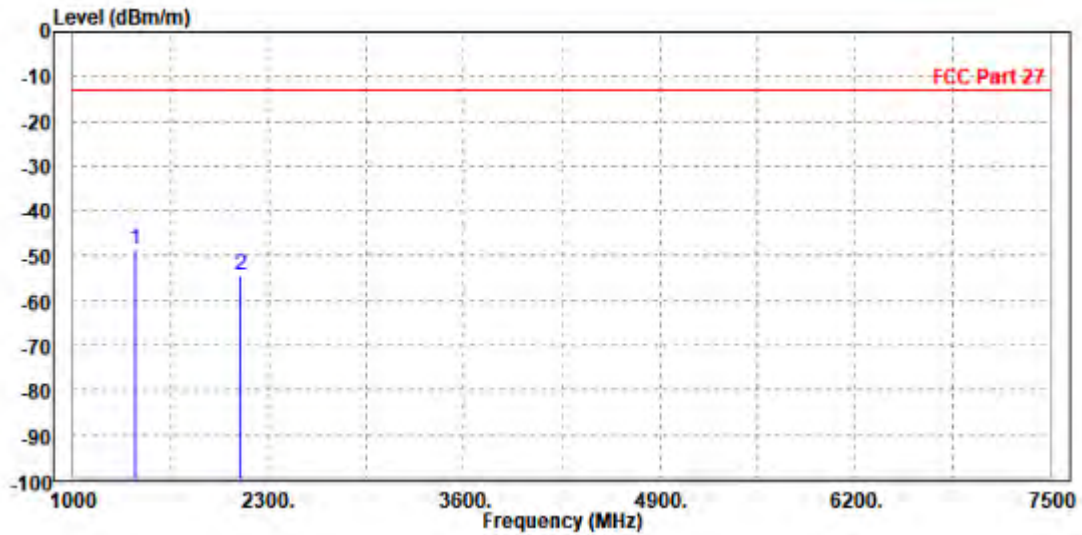




Test Report No.: W7L-240618W002RF07

MODE	TX channel 23095	FREQUENCY RANGE	Above 1000MHz
ENVIRONMENTAL CONDITIONS	23deg. C, 70%RH	INPUT POWER	AC 120V/60HZ
TESTED BY	Jace Hu		
ANTENNA POLARITY & TEST DISTANCE: VERTICAL AT 3 M			

	Freq	Level	Read Level	Limit Line	Over Limit	Factor	Remark	Pol/Phase
	MHz	dBm/m	dBm	dBm/m	dB	dB/m		
1	PP 1414.000	-48.48	-51.40	-13.00	-35.48	2.92	Peak	Vertical
2	2118.000	-54.33	-58.75	-13.00	-41.33	4.42	Peak	Vertical





Test Report No.: W7L-240618W002RF07

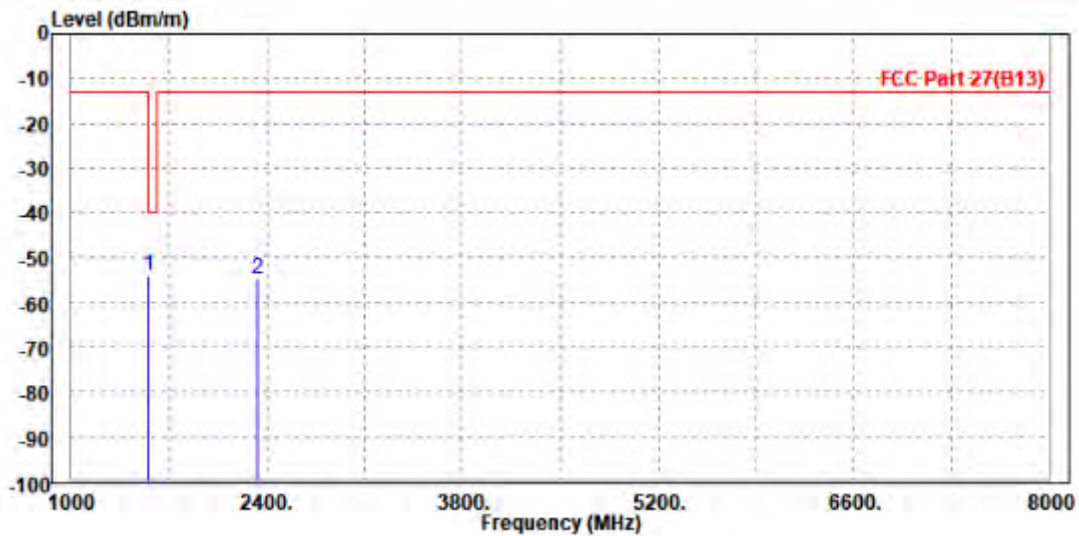
LTE B13

CHANNEL BANDWIDTH: 5MHz / QPSK

CH23205

MODE	TX channel 23205	FREQUENCY RANGE	Above 1000MHz
ENVIRONMENTAL CONDITIONS	23deg. C, 70%RH	INPUT POWER	AC 120V/60HZ
TESTED BY	Jace Hu		
ANTENNA POLARITY & TEST DISTANCE: HORIZONTAL AT 3 M			

	Freq	Level	Read Level	Limit Line	Over Limit	Factor	Remark	Pol/Phase
	MHz	dBm/m	dBm	dBm/m	dB	dB/m		
1	PP 1560.000	-54.17	-57.56	-40.00	-14.17	3.39	Peak	Horizontal
2	2337.000	-54.90	-60.56	-13.00	-41.90	5.66	Peak	Horizontal

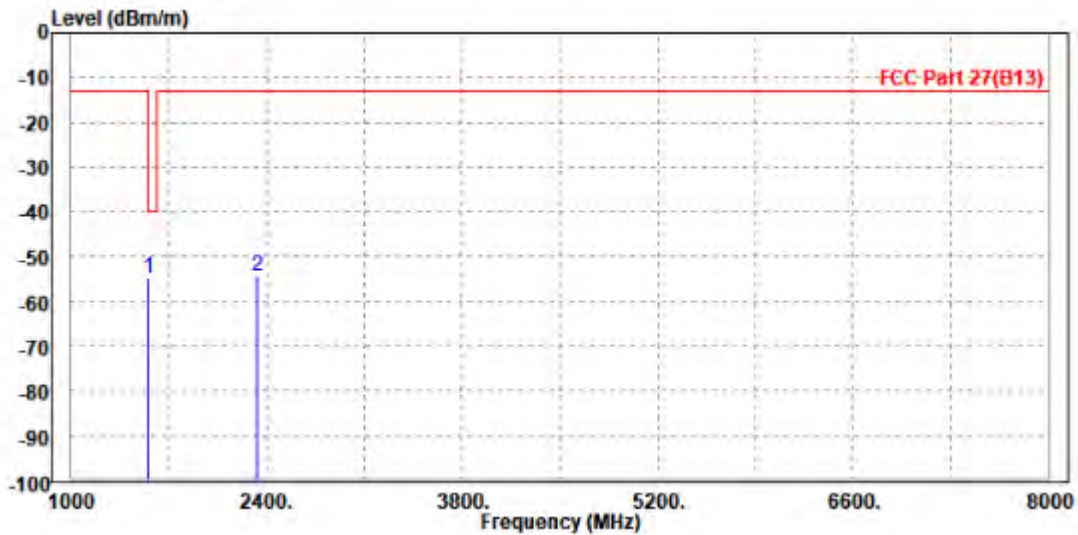




Test Report No.: W7L-240618W002RF07

MODE	TX channel 23205	FREQUENCY RANGE	Above 1000MHz
ENVIRONMENTAL CONDITIONS	23deg. C, 70%RH	INPUT POWER	AC 120V/60HZ
TESTED BY	Jace Hu		
ANTENNA POLARITY & TEST DISTANCE: VERTICAL AT 3 M			

	Freq	Level	Read Level	Limit Line	Over Limit	Factor	Remark	Pol/Phase
	MHz	dBm/m	dBm	dBm/m	dB	dB/m		
1	PP 1559.000	-54.87	-58.10	-40.00	-14.87	3.23	Peak	Vertical
2	2337.000	-54.24	-59.44	-13.00	-41.24	5.20	Peak	Vertical





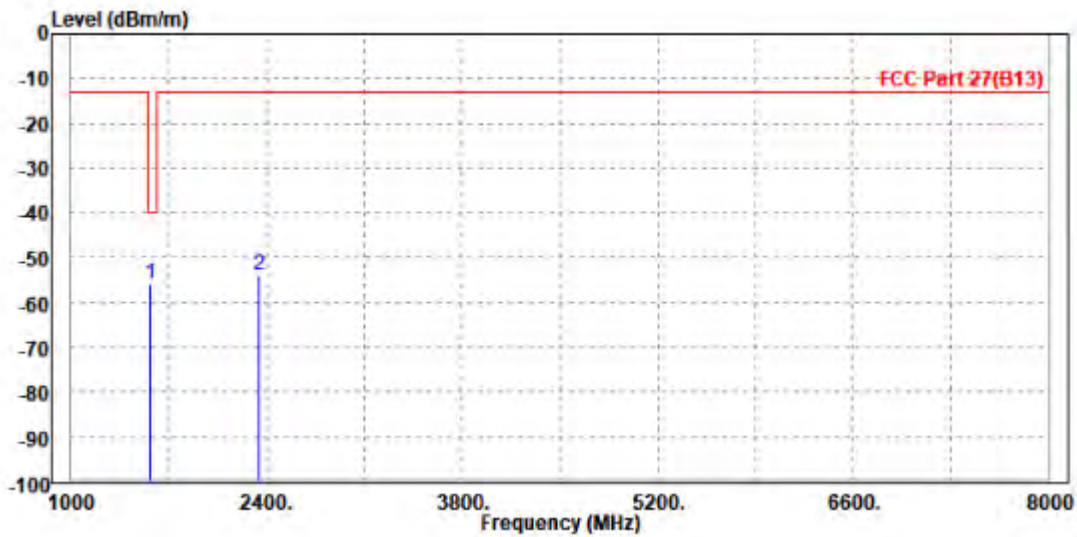
**BUREAU
VERITAS**

Test Report No.: W7L-240618W002RF07

CH 23230

MODE	TX channel 23230	FREQUENCY RANGE	Above 1000MHz
ENVIRONMENTAL CONDITIONS	23deg. C, 70%RH	INPUT POWER	AC 120V/60HZ
TESTED BY	Jace Hu		
ANTENNA POLARITY & TEST DISTANCE: HORIZONTAL AT 3 M			

	Freq	Level	Read Level	Limit Line	Over Limit	Factor	Remark	Pol/Phase
	MHz	dBm/m	dBm	dBm/m	dB	dB/m		
1	PP 1564.000	-55.79	-59.19	-40.00	-15.79	3.40	Peak	Horizontal
2	2344.000	-53.83	-59.51	-13.00	-40.83	5.68	Peak	Horizontal

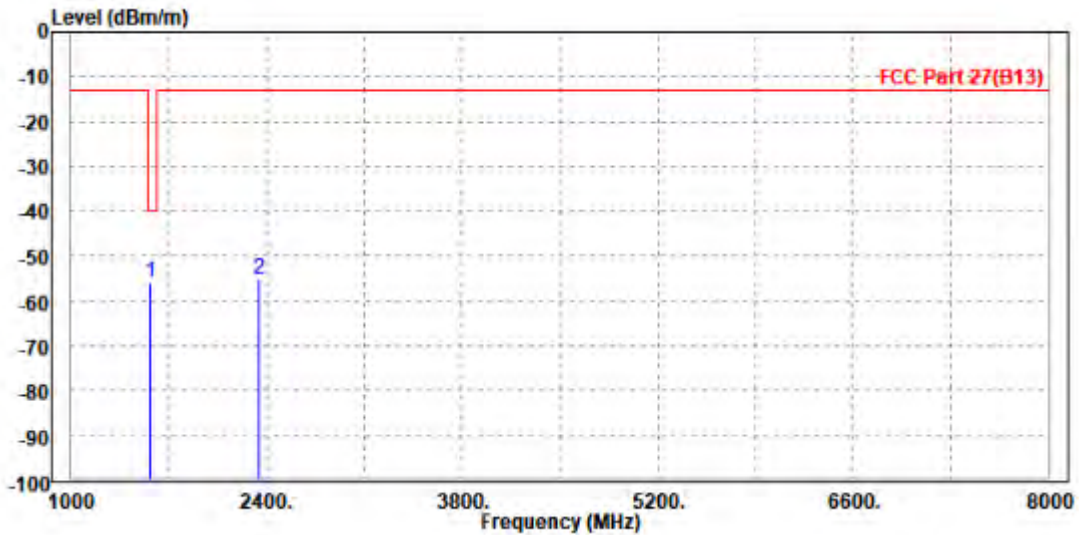




Test Report No.: W7L-240618W002RF07

MODE	TX channel 23230	FREQUENCY RANGE	Above 1000MHz
ENVIRONMENTAL CONDITIONS	23deg. C, 70%RH	INPUT POWER	AC 120V/60HZ
TESTED BY	Jace Hu		
ANTENNA POLARITY & TEST DISTANCE: VERTICAL AT 3 M			

	Freq	Level	Read Level	Limit Line	Over Limit	Factor	Remark	Pol/Phase
	MHz	dBm/m	dBm	dBm/m	dB	dB/m		
1	PP 1567.000	-55.77	-59.02	-40.00	-15.77	3.25	Peak	Vertical
2	2346.000	-55.20	-60.43	-13.00	-42.20	5.23	Peak	Vertical



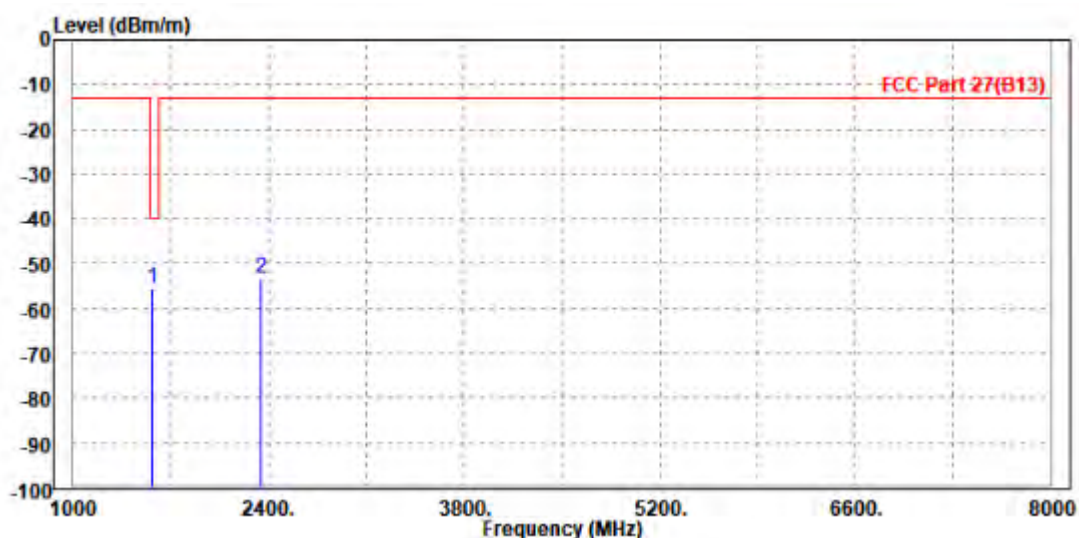


Test Report No.: W7L-240618W002RF07

CH 23255

MODE	TX channel 23255	FREQUENCY RANGE	Above 1000MHz
ENVIRONMENTAL CONDITIONS	23deg. C, 70%RH	INPUT POWER	AC 120V/60HZ
TESTED BY	Jace Hu		
ANTENNA POLARITY & TEST DISTANCE: HORIZONTAL AT 3 M			

	Freq	Level	Read Level	Limit Line	Over Limit	Factor	Remark	Pol/Phase
	MHz	dBm/m	dBm	dBm/m	dB	dB/m		
1	PP 1569.000	-55.39	-58.80	-40.00	-15.39	3.41	Peak	Horizontal
2	2351.000	-53.17	-58.87	-13.00	-40.17	5.70	Peak	Horizontal

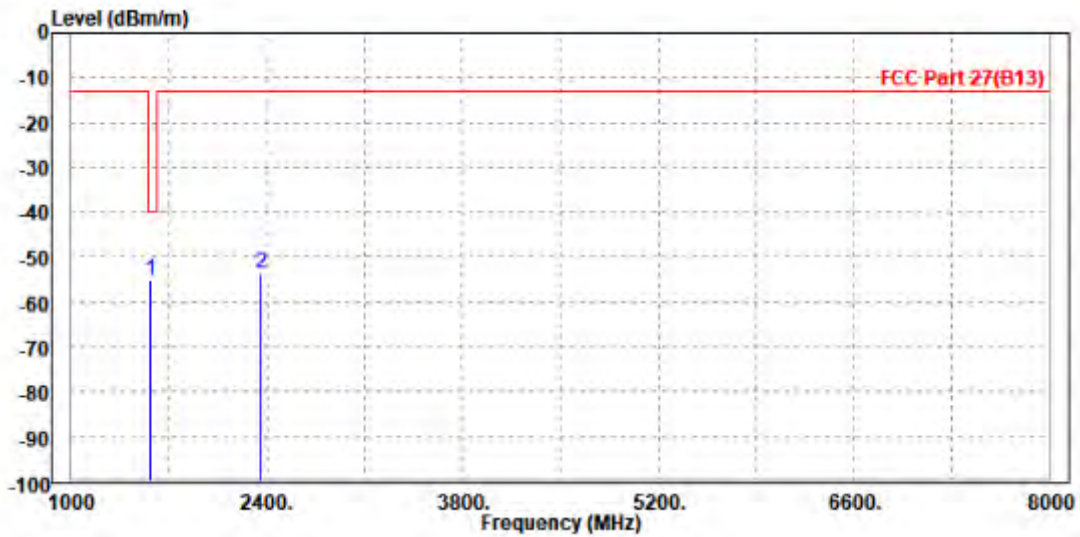




Test Report No.: W7L-240618W002RF07

MODE	TX channel 23255	FREQUENCY RANGE	Above 1000MHz
ENVIRONMENTAL CONDITIONS	23deg. C, 70%RH	INPUT POWER	AC 120V/60HZ
TESTED BY	Jace Hu		
ANTENNA POLARITY & TEST DISTANCE: VERTICAL AT 3 M			

	Freq	Read Level	Limit Level	Over Limit	Factor	Remark	Pol/Phase
	MHz	dBm/m	dBm	dBm/m	dB	dB/m	
1 PP	1567.000	-55.17	-58.42	-40.00	-15.17	3.25 Peak	Vertical
2	2353.500	-53.43	-58.69	-13.00	-40.43	5.26 Peak	Vertical



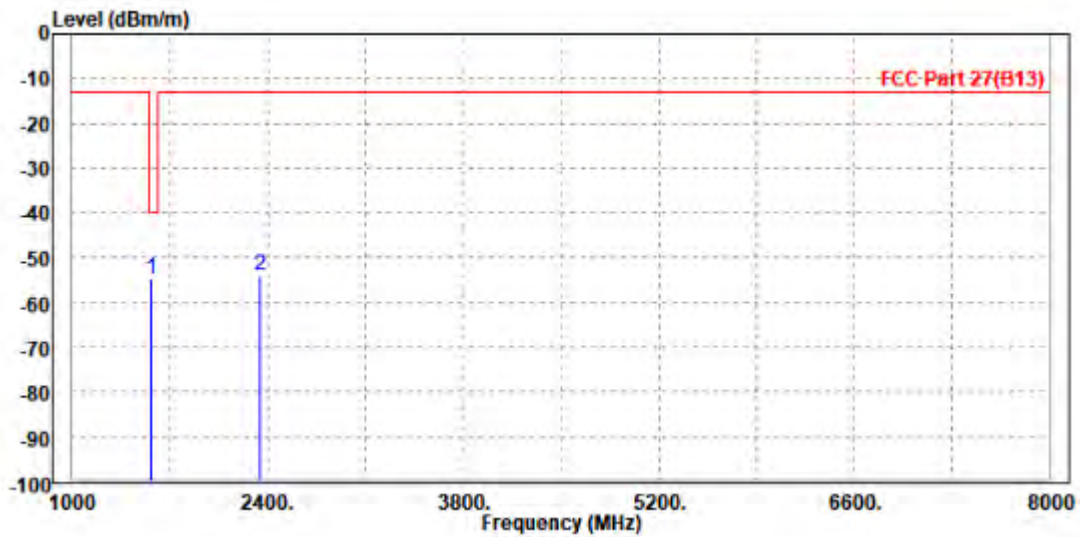


Test Report No.: W7L-240618W002RF07

CHANNEL BANDWIDTH: 10MHz /QPSK

MODE	TX channel 23230	FREQUENCY RANGE	Above 1000MHz
ENVIRONMENTAL CONDITIONS	23deg. C, 70%RH	INPUT POWER	AC 120V/60HZ
TESTED BY	Jace Hu		
ANTENNA POLARITY & TEST DISTANCE: HORIZONTAL AT 3 M			

	Freq	Level	Read Level	Limit Line	Over Limit	Factor	Remark	Pol/Phase
	MHz	dBm/m	dBm	dBm/m	dB	dB/m		
1	PP 1564.000	-54.68	-58.08	-40.00	-14.68	3.40	Peak	Horizontal
2	2344.000	-53.97	-59.65	-13.00	-40.97	5.68	Peak	Horizontal

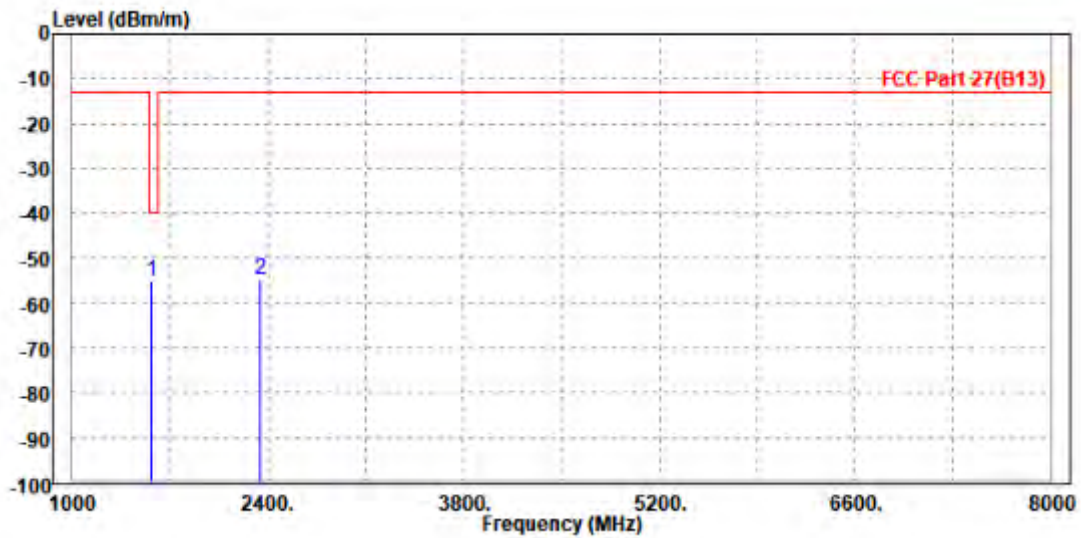




Test Report No.: W7L-240618W002RF07

MODE	TX channel 23230	FREQUENCY RANGE	Above 1000MHz
ENVIRONMENTAL CONDITIONS	23deg. C, 70%RH	INPUT POWER	AC 120V/60HZ
TESTED BY	Jace Hu		
ANTENNA POLARITY & TEST DISTANCE: VERTICAL AT 3 M			

	Freq	Level	Read Level	Limit Line	Over Limit	Factor	Remark	Pol/Phase
	MHz	dBm/m	dBm	dBm/m	dB	dB/m		
1	PP 1567.000	-55.02	-58.27	-40.00	-15.02	3.25	Peak	Vertical
2	2346.000	-54.80	-60.03	-13.00	-41.80	5.23	Peak	Vertical





BUREAU VERITAS

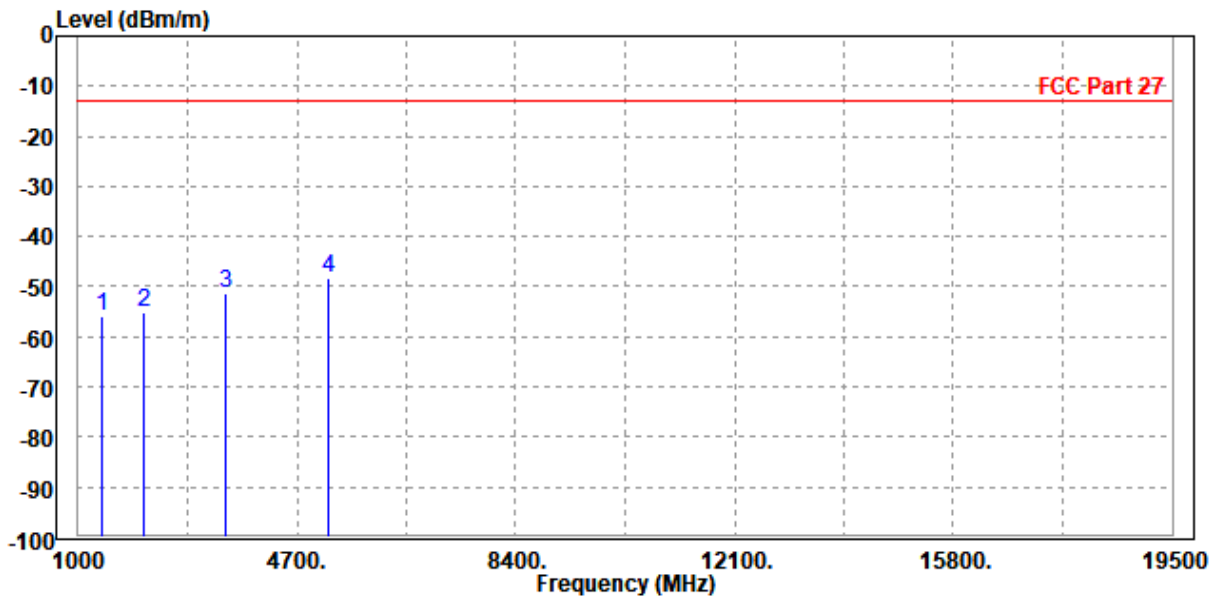
Test Report No.: W7L-240618W002RF07

CA_12A-66A:

CHANNEL BANDWIDTH: 10MHz+20MHz / QPSK

MODE	TX channel 23095/ 132322	FREQUENCY RANGE	Above 1000MHz
ENVIRONMENTAL CONDITIONS	23deg. C, 70%RH	INPUT POWER	AC 120V/60HZ
TESTED BY	Jace Hu		
ANTENNA POLARITY & TEST DISTANCE: HORIZONTAL AT 3 M			

	Freq	Level	Read Level	Limit Line	Over Limit	Factor	Remark	Pol/Phase
	MHz	dBm/m	dBm	dBm/m	dB	dB/m		
1	1407.000	-55.96	-58.87	-13.00	-42.96	2.91	Peak	Horizontal
2	2121.000	-54.97	-60.05	-13.00	-41.97	5.08	Peak	Horizontal
3	3490.000	-51.34	-59.89	-13.00	-38.34	8.55	Peak	Horizontal
4	PP 5235.000	-48.36	-59.77	-13.00	-35.36	11.41	Peak	Horizontal

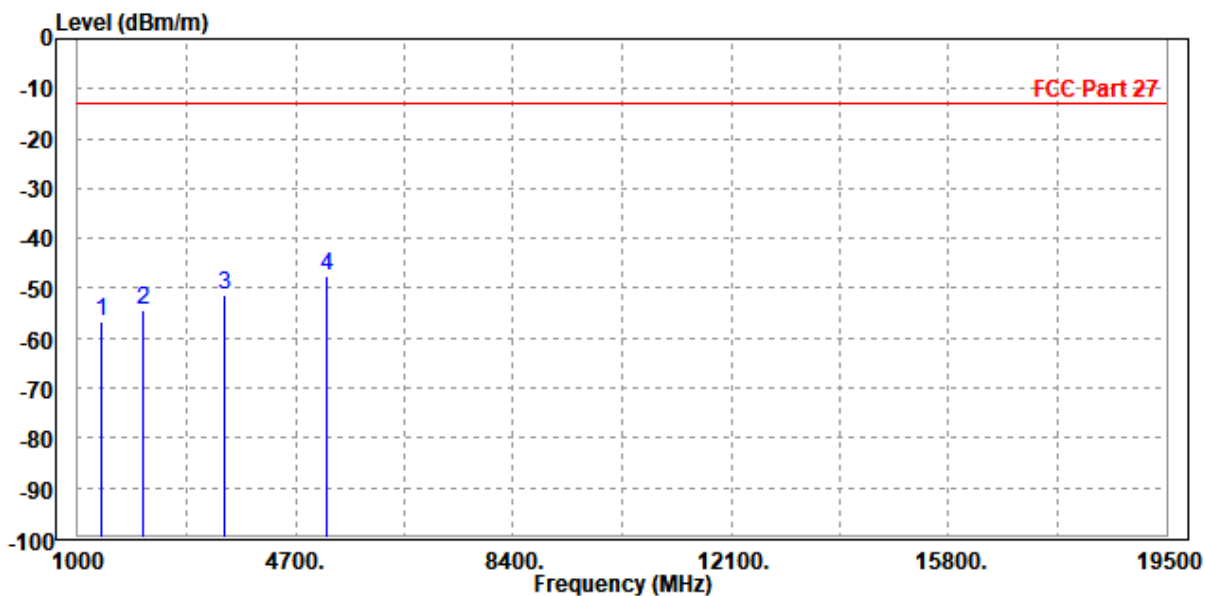




Test Report No.: W7L-240618W002RF07

MODE	TX channel 23095/ 132322	FREQUENCY RANGE	Above 1000MHz
ENVIRONMENTAL CONDITIONS	23deg. C, 70%RH	INPUT POWER	AC 120V/60HZ
TESTED BY	Jace Hu		
ANTENNA POLARITY & TEST DISTANCE: VERTICAL AT 3 M			

	Freq	Level	Read Level	Limit Line	Over Limit	Factor	Remark	Pol/Phase
	MHz	dBm/m	dBm	dBm/m	dB	dB/m		
1	1414.000	-56.63	-59.55	-13.00	-43.63	2.92	Peak	Vertical
2	2121.000	-54.34	-58.77	-13.00	-41.34	4.43	Peak	Vertical
3	3497.500	-51.42	-60.06	-13.00	-38.42	8.64	Peak	Vertical
4 PP	5235.000	-47.64	-59.47	-13.00	-34.64	11.83	Peak	Vertical

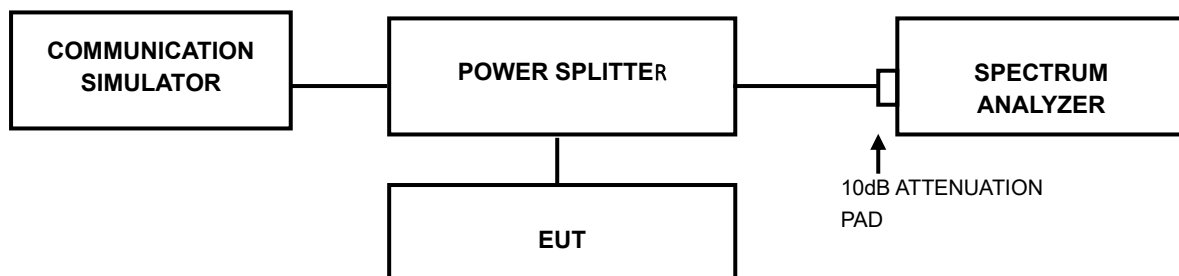


3.7 PEAK TO AVERAGE RATIO

3.7.1 LIMITS OF PEAK TO AVERAGE RATIO MEASUREMENT

In measuring transmissions in this band using an average power technique, the peak to-average ratio (PAR) of the transmission may not exceed 13 dB

3.7.2 TEST SETUP



3.7.3 TEST PROCEDURES

1. Set resolution/measurement bandwidth \geq signal's occupied bandwidth;
2. Set the number of counts to a value that stabilizes the measured CCDF curve;
3. Record the maximum PAPR level associated with a probability of 0.1%.



Test Report No.: W7L-240618W002RF07

3.7.4 TEST RESULTS

Please Refer to Appendix Of this test report.



Test Report No.: W7L-240618W002RF07

4 INFORMATION ON THE TESTING LABORATORIES

We, BV 7LAYERS COMMUNICATIONS TECHNOLOGY (SHENZHEN) CO. LTD., were founded in 2015 to provide our best service in EMC, Radio, Telecom and Safety consultation. Our laboratories are accredited and approved according to ISO/IEC 17025.

If you have any comments, please feel free to contact us at the following:

Shenzhen EMC/RF Lab:

Tel: +86-755-88696566

Fax: +86-755-88696577

Email: customerservice.sw@cn.bureauveritas.com

Web Site: www.adt.com.tw

The address and road map of all our labs can be found in our web site also.



Test Report No.: W7L-240618W002RF07

5 MODIFICATIONS RECORDERS FOR ENGINEERING CHANGES TO THE EUT BY THE LAB

No any modifications are made to the EUT by the lab during the test.



Test Report No.: W7L-240618W002RF07

6 APPENDIX

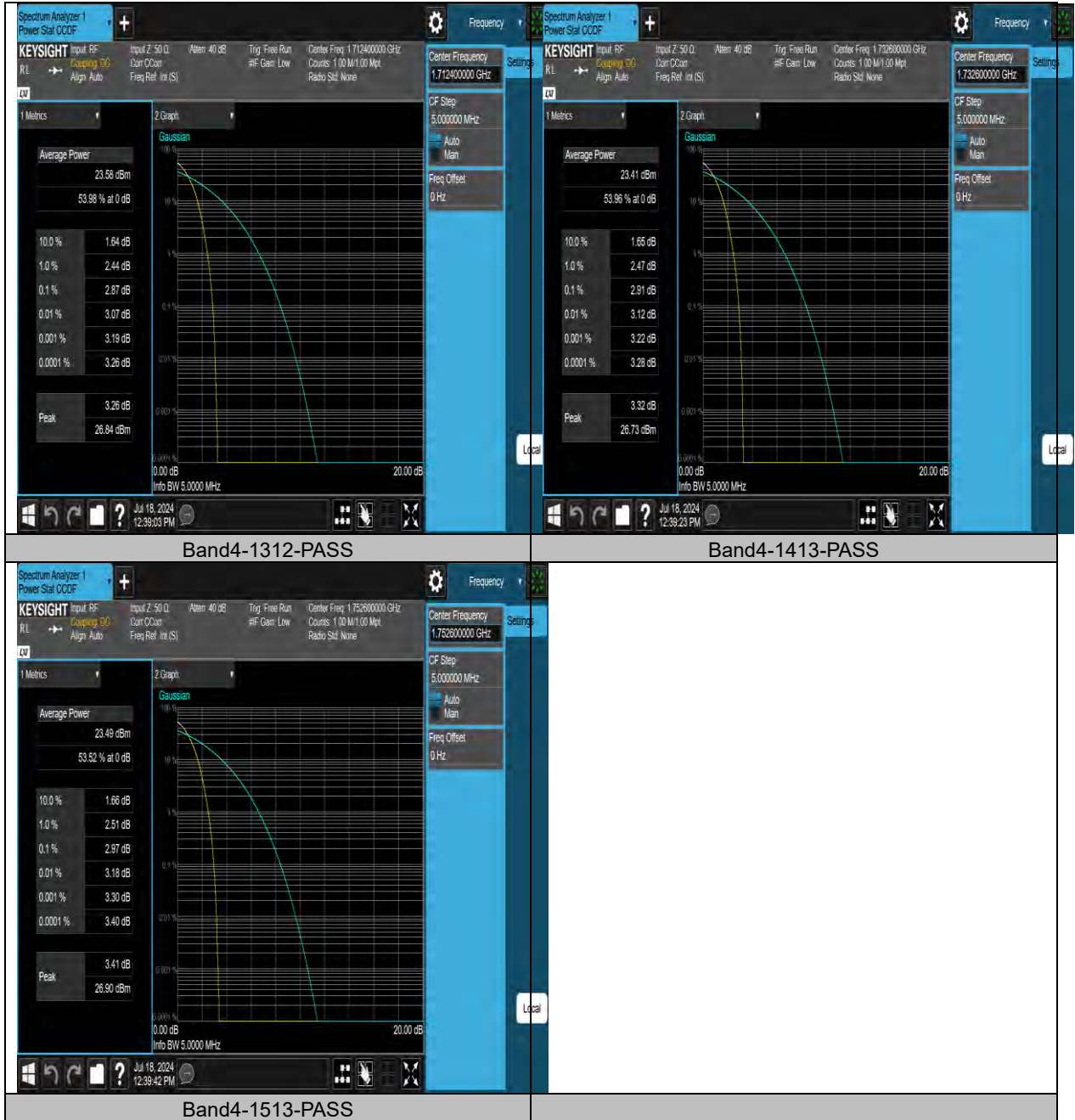
WCDMA BAND 4

PEAK-TO-AVERAGE RATIO

Test Result

Band	Channel	Peak-to-Average Ratio(dB)	Limit(dBm)	Verdict
Band4	1312	2.87	13	PASS
Band4	1413	2.91	13	PASS
Band4	1513	2.97	13	PASS

Test Graphs





Test Report No.: W7L-240618W002RF07

26DB BANDWIDTH AND OCCUPIED BANDWIDTH

Test Result

Band	Channel	Occupied Bandwidth (MHz)	26dB Bandwidth (MHz)	Limit(MHz)	Verdict
Band4	1312	4.1490	4.694	---	PASS
Band4	1413	4.1446	4.699	---	PASS
Band4	1513	4.1460	4.699	---	PASS

Test Graphs




Band4-1312-PASS



Band4-1413-PASS



Band4-1513-PASS





Test Report No.: W7L-240618W002RF07

BAND EDGE

Test Result

Band	Channel	Frequency (MHz)	Result (dBm)	Limit(dBm)	Verdict
Band4	1312	1710.00	-27.55	-13	PASS
Band4	1513	1755.11	-28.71	-13	PASS

Test Graphs





Test Report No.: W7L-240618W002RF07

CONDUCTED SPURIOUS EMISSION

Test Result

Band	Channel	Frequency Range (Mhz)	Result (dBm)	Limit (dBm)	Verdict
Band4	1312	30~1000MHz	-48.92	-13	PASS
Band4	1312	1000~10000MHz	-41.14	-13	PASS
Band4	1312	10000~20000MHz	-37.48	-13	PASS
Band4	1413	30~1000MHz	-49.03	-13	PASS
Band4	1413	1000~10000MHz	-40.87	-13	PASS
Band4	1413	10000~20000MHz	-37.24	-13	PASS
Band4	1513	30~1000MHz	-49.23	-13	PASS
Band4	1513	1000~10000MHz	-40.91	-13	PASS
Band4	1513	10000~20000MHz	-37.4	-13	PASS

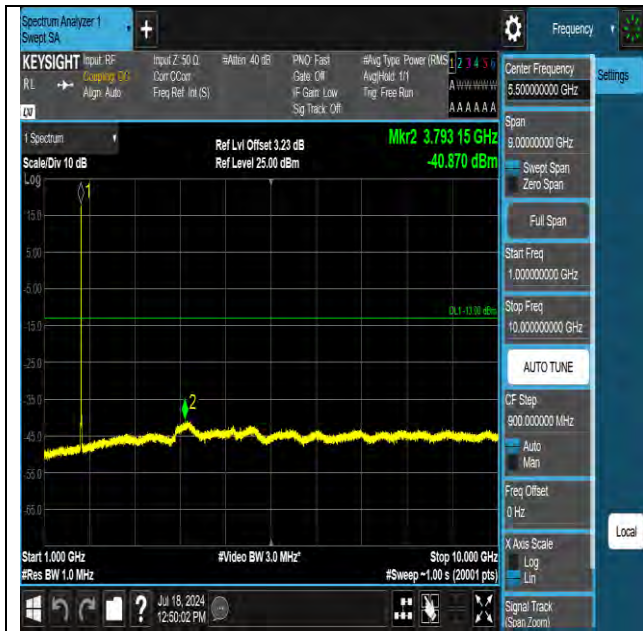
Test Graphs





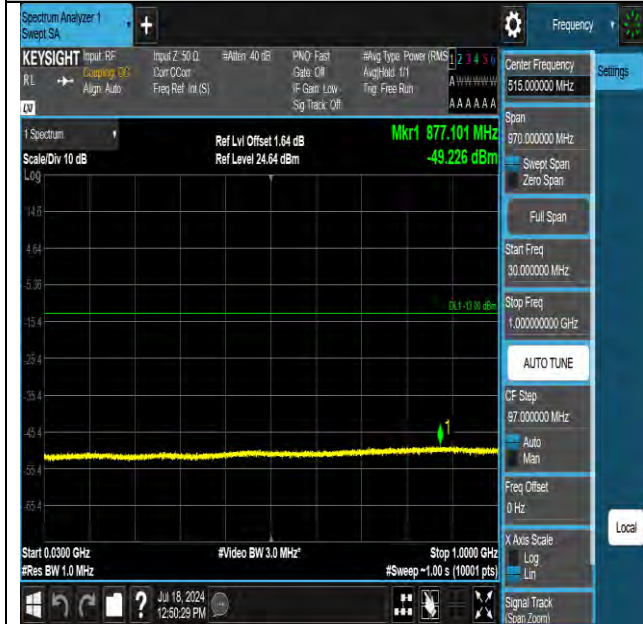
BUREAU VERITAS

Test Report No.: W7L-240618W002RF07



Band4-1413-1000~10000MHz-PASS

Band4-1413-10000~20000MHz-PASS



Band4-1513-30~1000MHz-PASS

Band4-1513-1000~10000MHz-PASS



BUREAU VERITAS

Test Report No.: W7L-240618W002RF07



Band4-1513-10000~20000MHz-PASS

FREQUENCY STABILITY

Test Result

Voltage									
Band	Channel	Voltage (Vdc)	Temperature (°C)	Deviation (Hz)	Deviation (ppm)	FL (MHz)	FH (MHz)	Limit (MHz)	Verdict
Band4	1312	VN	NT	-9750.00	-5.693763	1710.31915	---	1710-1755	PASS
Band4	1312	VL	NT	-6500.00	-3.795842	1710.3193	---	1710-1755	PASS
Band4	1312	VH	NT	-5100.00	-2.978276	1710.32	---	1710-1755	PASS
Band4	1513	VN	NT	-9020.00	-5.146639	---	1754.66433	1710-1755	PASS
Band4	1513	VL	NT	-9890.00	-5.643045	---	1754.66331	1710-1755	PASS
Band4	1513	VH	NT	-9130.00	-5.209403	---	1754.66222	1710-1755	PASS

Temperature									
Band	Channel	Voltage (Vdc)	Temperature (°C)	Deviation (Hz)	Deviation (ppm)	FL (MHz)	FH (MHz)	Limit (MHz)	Verdict
Band4	1312	NV	-30	-7640.00	-4.461574	1710.32176	---	1710-1755	PASS
Band4	1312	NV	-20	-6130.00	-3.579771	1710.32287	---	1710-1755	PASS
Band4	1312	NV	-10	-2640.00	-1.541696	1710.32416	---	1710-1755	PASS
Band4	1312	NV	0	-9250.00	-5.401775	1710.31855	---	1710-1755	PASS
Band4	1312	NV	10	-3890.00	-2.271665	1710.32016	---	1710-1755	PASS
Band4	1312	NV	20	-6800.00	-3.971035	1710.3201	---	1710-1755	PASS
Band4	1312	NV	30	-4040.00	-2.359262	1710.32436	---	1710-1755	PASS
Band4	1312	NV	40	-4990.00	-2.914039	1710.31886	---	1710-1755	PASS
Band4	1312	NV	50	-4480.00	-2.616211	1710.32262	---	1710-1755	PASS
Band4	1513	NV	-30	-6790.00	-3.874244	---	1754.66476	1710-1755	PASS
Band4	1513	NV	-20	-7570.00	-4.319297	---	1754.66583	1710-1755	PASS
Band4	1513	NV	-10	-5720.00	-3.263722	---	1754.67058	1710-1755	PASS
Band4	1513	NV	0	-7970.00	-4.547529	---	1754.66683	1710-1755	PASS



**BUREAU
VERITAS**

Test Report No.: W7L-240618W002RF07

Band4	1513	NV	10	-5070.0 0	-2.8928 45	---	1754.6 7203	1710-1 755	PASS
Band4	1513	NV	20	-5660.0 0	-3.2294 88	---	1754.6 6724	1710-1 755	PASS
Band4	1513	NV	30	-7870.0 0	-4.4904 71	---	1754.6 6623	1710-1 755	PASS
Band4	1513	NV	40	-6970.0 0	-3.9769 49	---	1754.6 6908	1710-1 755	PASS
Band4	1513	NV	50	-8870.0 0	-5.0610 52	---	1754.6 6338	1710-1 755	PASS



Test Report No.: W7L-240618W002RF07

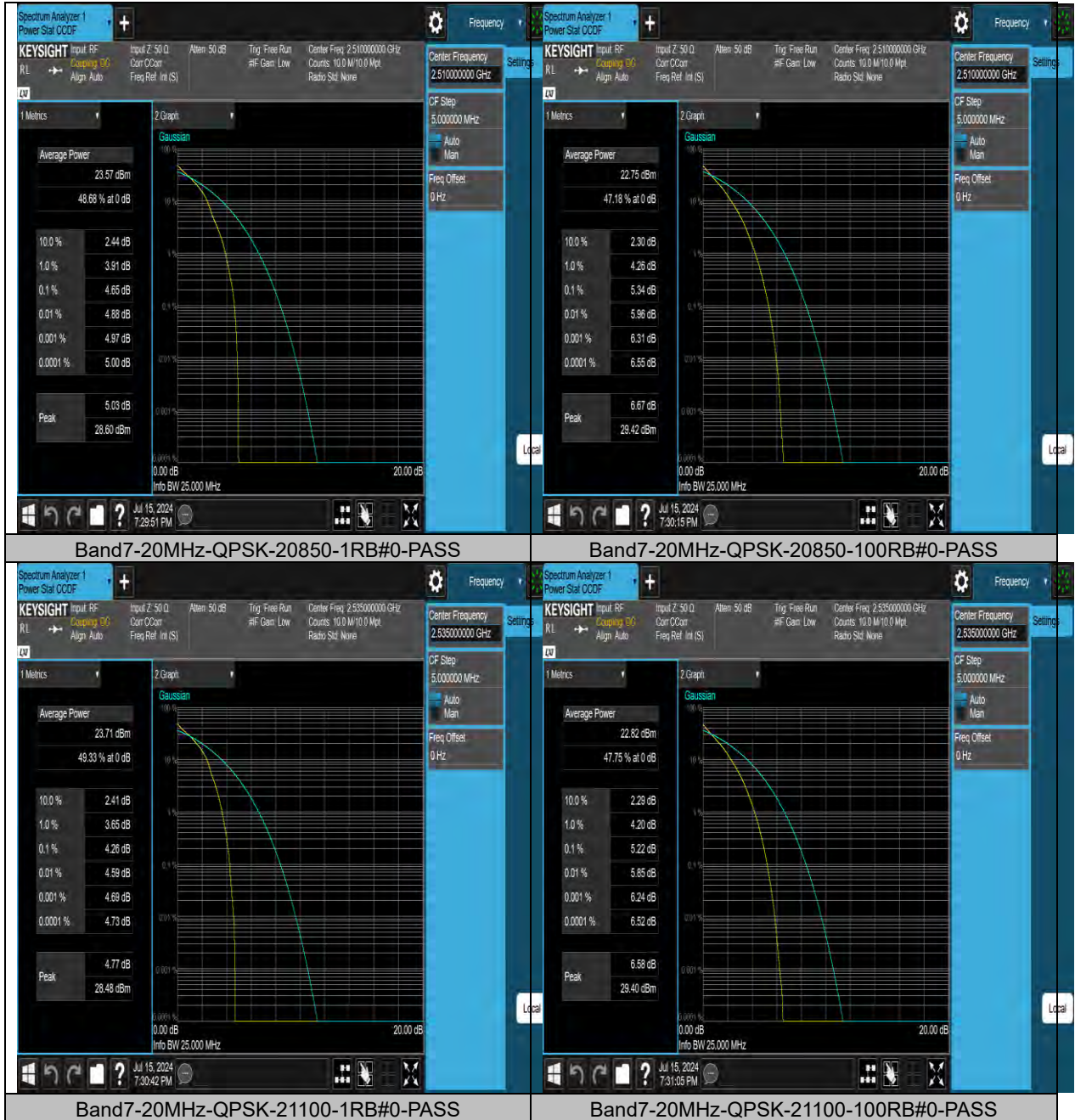
LTE BAND7

PEAK-TO-AVERAGE RATIO(CCDF)

Test Result

Band	Bandwidth	Modulation	Channel	RB Configuration	Result(dB)	Limit(dB)	Verdict
Band7	20MHz	QPSK	20850	1RB#0	4.65	13	PASS
Band7	20MHz	QPSK	20850	100RB#0	5.34	13	PASS
Band7	20MHz	QPSK	21100	1RB#0	4.26	13	PASS
Band7	20MHz	QPSK	21100	100RB#0	5.22	13	PASS
Band7	20MHz	QPSK	21350	1RB#0	4.51	13	PASS
Band7	20MHz	QPSK	21350	100RB#0	5.27	13	PASS
Band7	20MHz	16QAM	20850	1RB#0	5.22	13	PASS
Band7	20MHz	16QAM	20850	100RB#0	6.05	13	PASS
Band7	20MHz	16QAM	21100	1RB#0	5.18	13	PASS
Band7	20MHz	16QAM	21100	100RB#0	5.99	13	PASS
Band7	20MHz	16QAM	21350	1RB#0	5.41	13	PASS
Band7	20MHz	16QAM	21350	100RB#0	6.05	13	PASS

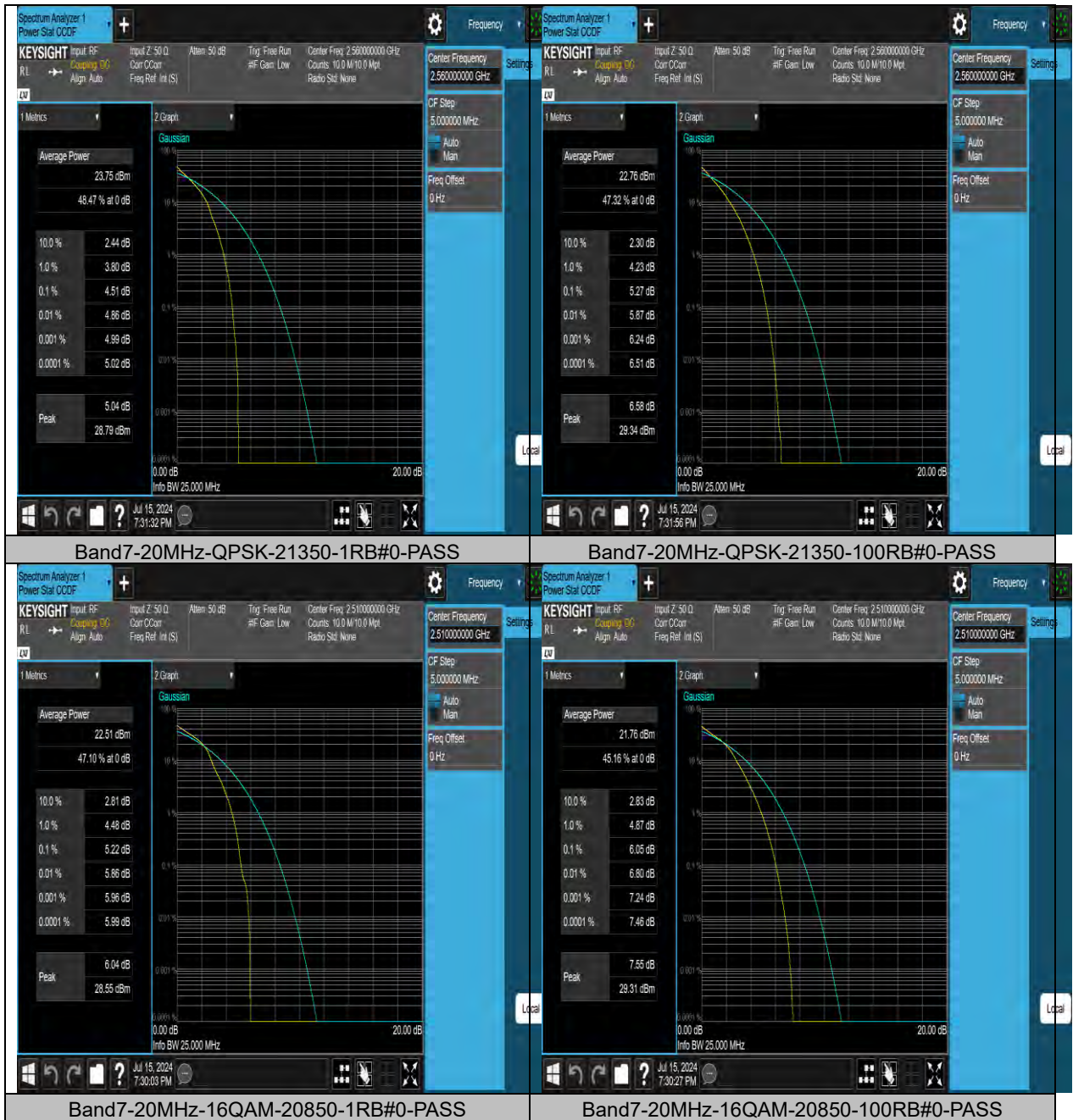
Test Graphs





BUREAU VERITAS

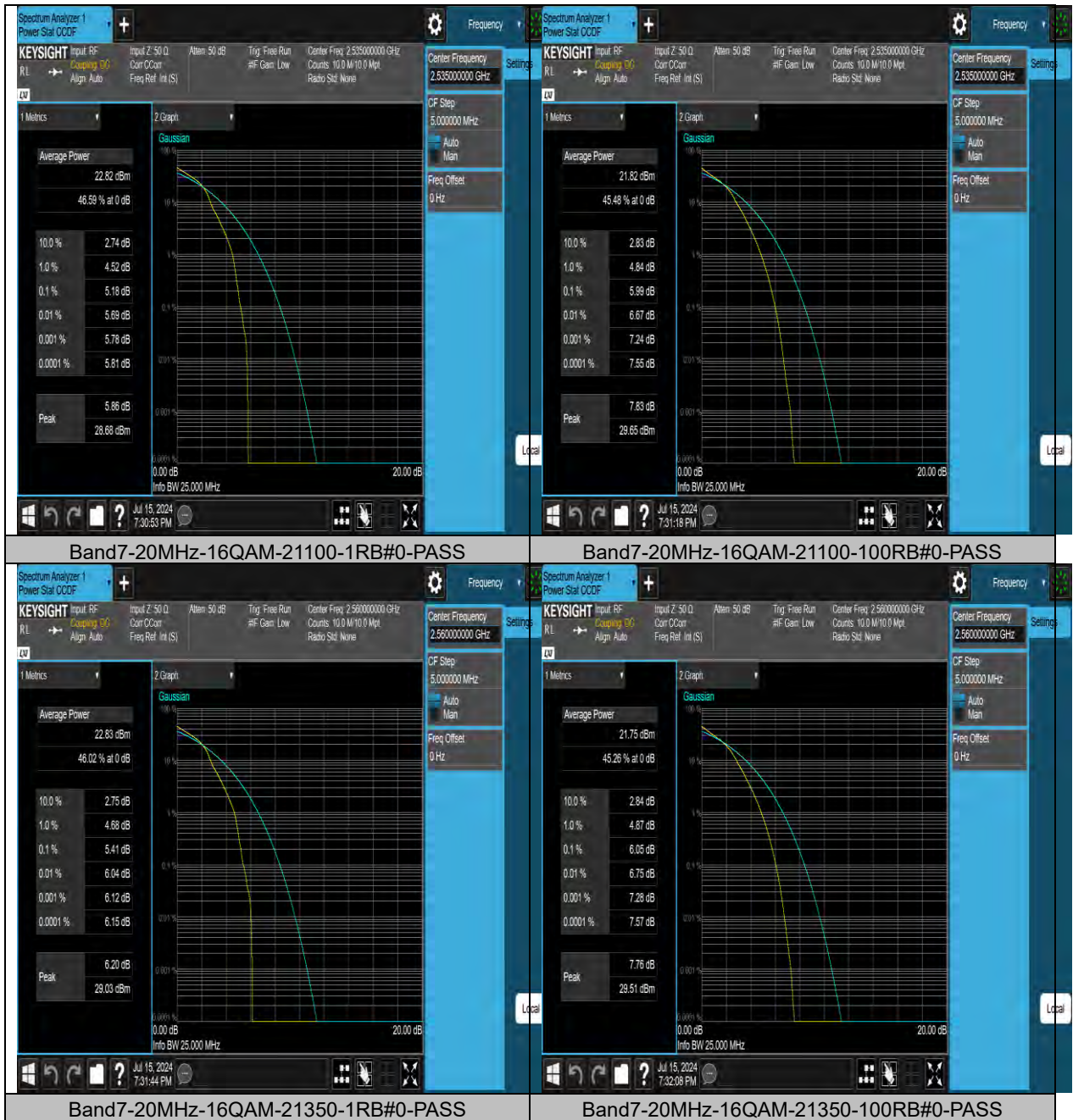
Test Report No.: W7L-240618W002RF07





BUREAU VERITAS

Test Report No.: W7L-240618W002RF07





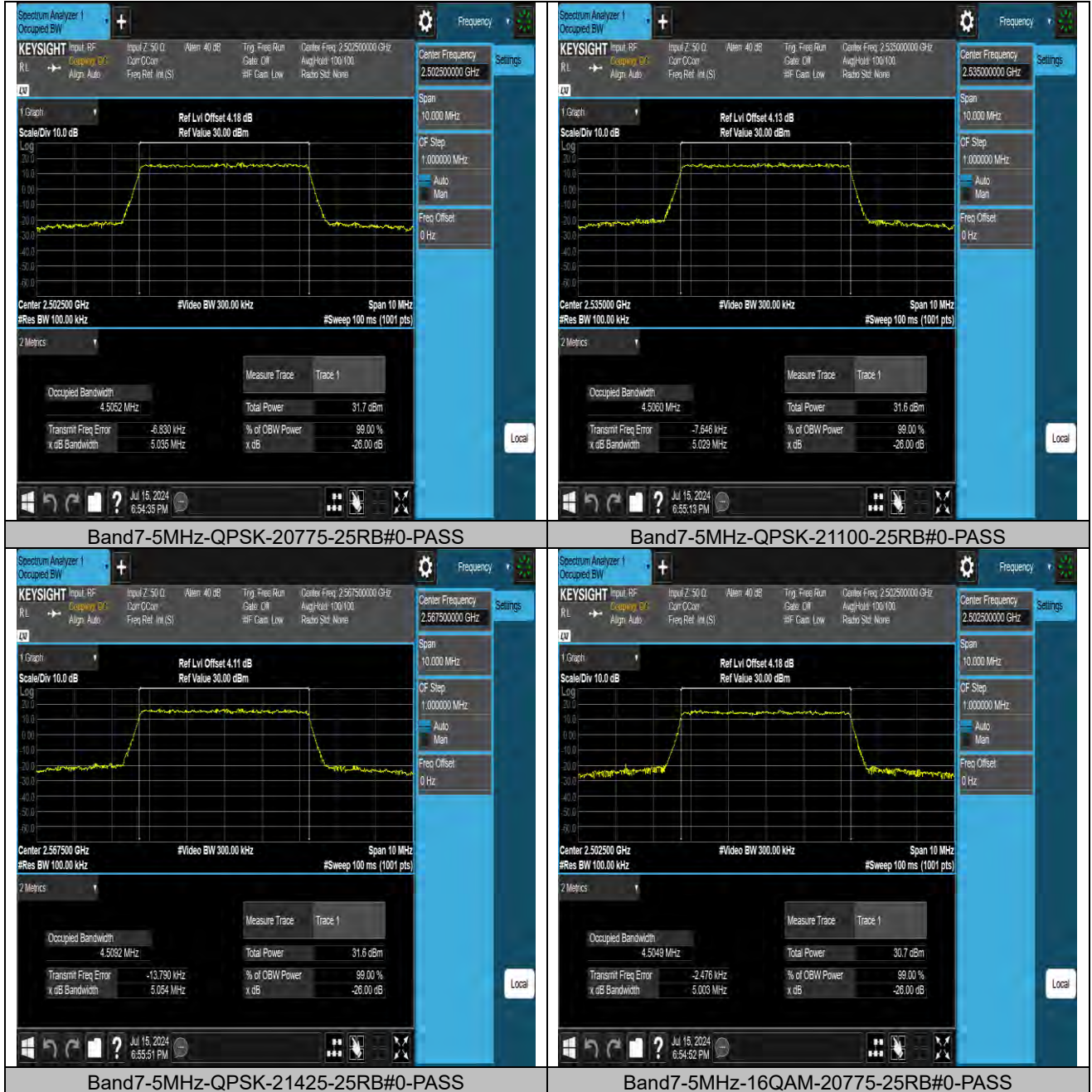
Test Report No.: W7L-240618W002RF07

26DB BANDWIDTH AND OCCUPIED BANDWIDTH

Test Result

Band	Bandwidth	Modulation	Channel	RB Configuration	Occupied Bandwidth (MHz)	26dB Bandwidth (MHz)	Verdict
Band7	5MHz	QPSK	20775	25RB#0	4.5052	5.035	PASS
Band7	5MHz	QPSK	21100	25RB#0	4.5060	5.029	PASS
Band7	5MHz	QPSK	21425	25RB#0	4.5092	5.054	PASS
Band7	5MHz	16QAM	20775	25RB#0	4.5049	5.003	PASS
Band7	5MHz	16QAM	21100	25RB#0	4.4991	5.002	PASS
Band7	5MHz	16QAM	21425	25RB#0	4.5037	4.999	PASS
Band7	10MHz	QPSK	20800	50RB#0	9.0122	9.809	PASS
Band7	10MHz	QPSK	21100	50RB#0	9.0010	9.832	PASS
Band7	10MHz	QPSK	21400	50RB#0	8.9975	9.818	PASS
Band7	10MHz	16QAM	20800	50RB#0	9.0053	9.796	PASS
Band7	10MHz	16QAM	21100	50RB#0	8.9787	9.794	PASS
Band7	10MHz	16QAM	21400	50RB#0	8.9835	9.798	PASS
Band7	15MHz	QPSK	20825	75RB#0	13.486	14.79	PASS
Band7	15MHz	QPSK	21100	75RB#0	13.484	14.78	PASS
Band7	15MHz	QPSK	21375	75RB#0	13.477	14.71	PASS
Band7	15MHz	16QAM	20825	75RB#0	13.475	14.72	PASS
Band7	15MHz	16QAM	21100	75RB#0	13.475	14.69	PASS
Band7	15MHz	16QAM	21375	75RB#0	13.485	14.64	PASS
Band7	20MHz	QPSK	20850	100RB#0	17.965	19.45	PASS
Band7	20MHz	QPSK	21100	100RB#0	17.972	19.50	PASS
Band7	20MHz	QPSK	21350	100RB#0	17.957	19.42	PASS
Band7	20MHz	16QAM	20850	100RB#0	17.927	19.38	PASS
Band7	20MHz	16QAM	21100	100RB#0	17.935	19.41	PASS
Band7	20MHz	16QAM	21350	100RB#0	17.915	19.40	PASS

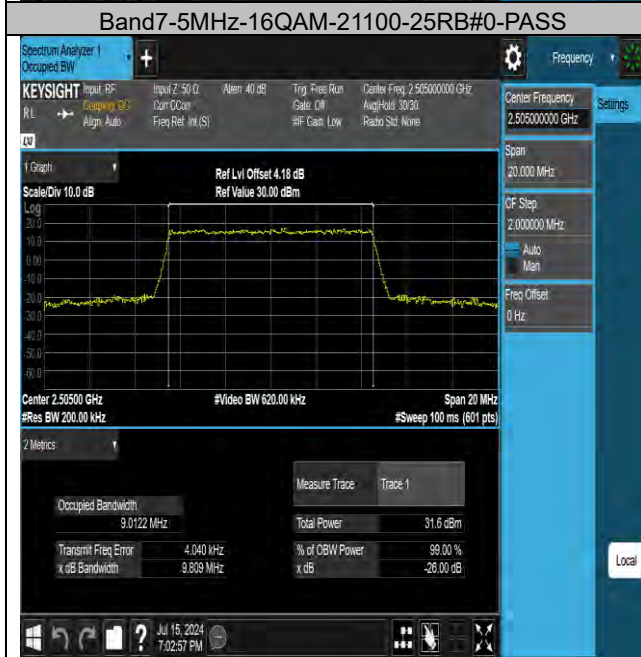
Test Graphs





BUREAU VERITAS

Test Report No.: W7L-240618W002RF07





BUREAU VERITAS

Test Report No.: W7L-240618W002RF07



Band7-10MHz-QPSK-21400-50RB#0-PASS



Band7-10MHz-16QAM-20800-50RB#0-PASS



Band7-10MHz-16QAM-21100-50RB#0-PASS



Band7-10MHz-16QAM-21400-50RB#0-PASS

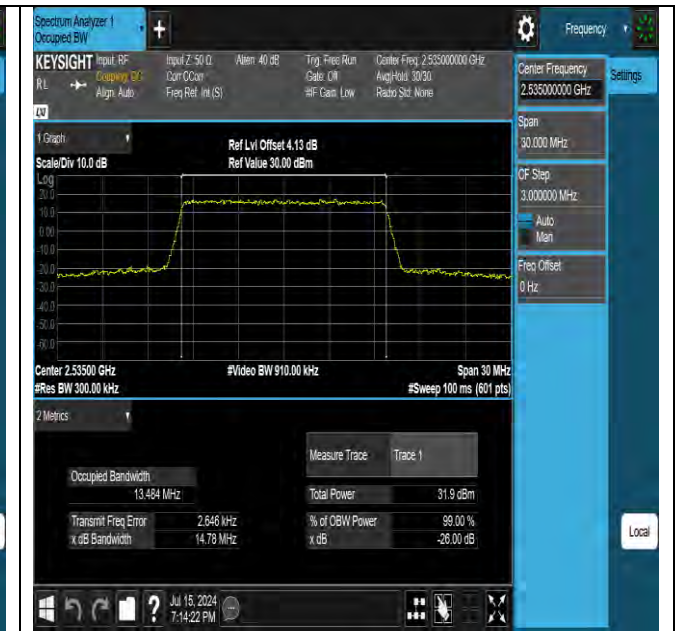


BUREAU VERITAS

Test Report No.: W7L-240618W002RF07



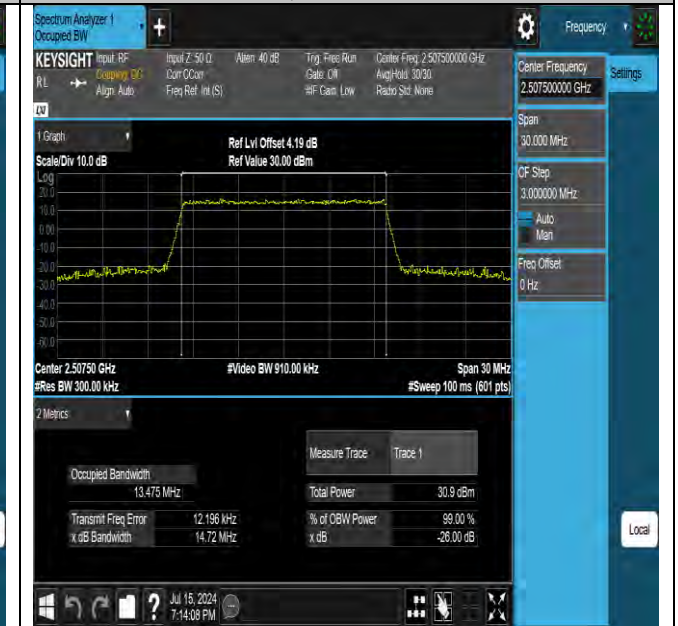
Band7-15MHz-QPSK-20825-75RB#0-PASS



Band7-15MHz-QPSK-21100-75RB#0-PASS



Band7-15MHz-QPSK-21375-75RB#0-PASS



Band7-15MHz-16QAM-20825-75RB#0-PASS



BUREAU VERITAS

Test Report No.: W7L-240618W002RF07



Band7-15MHz-16QAM-21100-75RB#0-PASS



Band7-15MHz-16QAM-21375-75RB#0-PASS



Band7-20MHz-QPSK-20850-100RB#0-PASS



Band7-20MHz-QPSK-21100-100RB#0-PASS



BUREAU VERITAS

Test Report No.: W7L-240618W002RF07



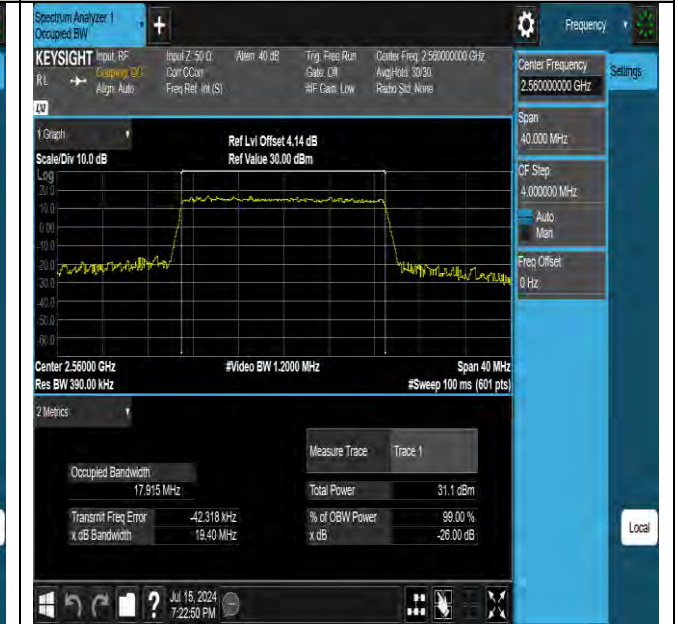
Band7-20MHz-QPSK-21350-100RB#0-PASS



Band7-20MHz-16QAM-20850-100RB#0-PASS



Band7-20MHz-16QAM-21100-100RB#0-PASS



Band7-20MHz-16QAM-21350-100RB#0-PASS



Test Report No.: W7L-240618W002RF07

BAND EDGE

Test Result

Band	Bandwidth	Modulation	Channel	RB Configuration	Result(dBm)	Verdict
Band7	5MHz	QPSK	20775	1RB#0	-27.39	PASS
Band7	5MHz	QPSK	20775	25RB#0	-43.17	PASS
Band7	5MHz	QPSK	21425	1RB#24	-25.77	PASS
Band7	5MHz	QPSK	21425	25RB#0	-41.22	PASS
Band7	5MHz	16QAM	20775	1RB#0	-29.68	PASS
Band7	5MHz	16QAM	20775	25RB#0	-44.25	PASS
Band7	5MHz	16QAM	21425	1RB#24	-26.19	PASS
Band7	5MHz	16QAM	21425	25RB#0	-42.85	PASS
Band7	10MHz	QPSK	20800	1RB#0	-48.02	PASS
Band7	10MHz	QPSK	20800	50RB#0	-44.14	PASS
Band7	10MHz	QPSK	21400	1RB#49	-48.50	PASS
Band7	10MHz	QPSK	21400	50RB#0	-43.51	PASS
Band7	10MHz	16QAM	20800	1RB#0	-48.22	PASS
Band7	10MHz	16QAM	20800	50RB#0	-45.20	PASS
Band7	10MHz	16QAM	21400	1RB#49	-48.58	PASS
Band7	10MHz	16QAM	21400	50RB#0	-43.99	PASS
Band7	15MHz	QPSK	20825	1RB#0	-47.76	PASS
Band7	15MHz	QPSK	20825	75RB#0	-37.70	PASS
Band7	15MHz	QPSK	21375	1RB#74	-48.63	PASS
Band7	15MHz	QPSK	21375	75RB#0	-44.40	PASS
Band7	15MHz	16QAM	20825	1RB#0	-47.84	PASS
Band7	15MHz	16QAM	20825	75RB#0	-41.17	PASS
Band7	15MHz	16QAM	21375	1RB#74	-48.63	PASS
Band7	15MHz	16QAM	21375	75RB#0	-45.37	PASS
Band7	20MHz	QPSK	20850	1RB#0	-48.07	PASS
Band7	20MHz	QPSK	20850	100RB#0	-36.68	PASS
Band7	20MHz	QPSK	21350	1RB#99	-48.78	PASS
Band7	20MHz	QPSK	21350	100RB#0	-47.05	PASS
Band7	20MHz	16QAM	20850	1RB#0	-48.11	PASS
Band7	20MHz	16QAM	20850	100RB#0	-39.80	PASS
Band7	20MHz	16QAM	21350	1RB#99	-48.78	PASS
Band7	20MHz	16QAM	21350	100RB#0	-47.07	PASS



BUREAU VERITAS

Test Report No.: W7L-240618W002RF07

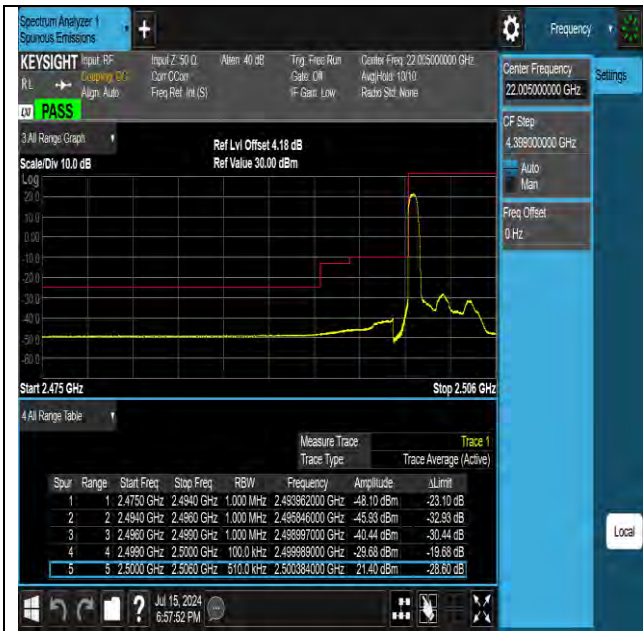
Test Graphs





BUREAU VERITAS

Test Report No.: W7L-240618W002RF07



Band7 5MHz 16QAM 20775 1RB#0



Band7 5MHz 16QAM 20775 25RB#0



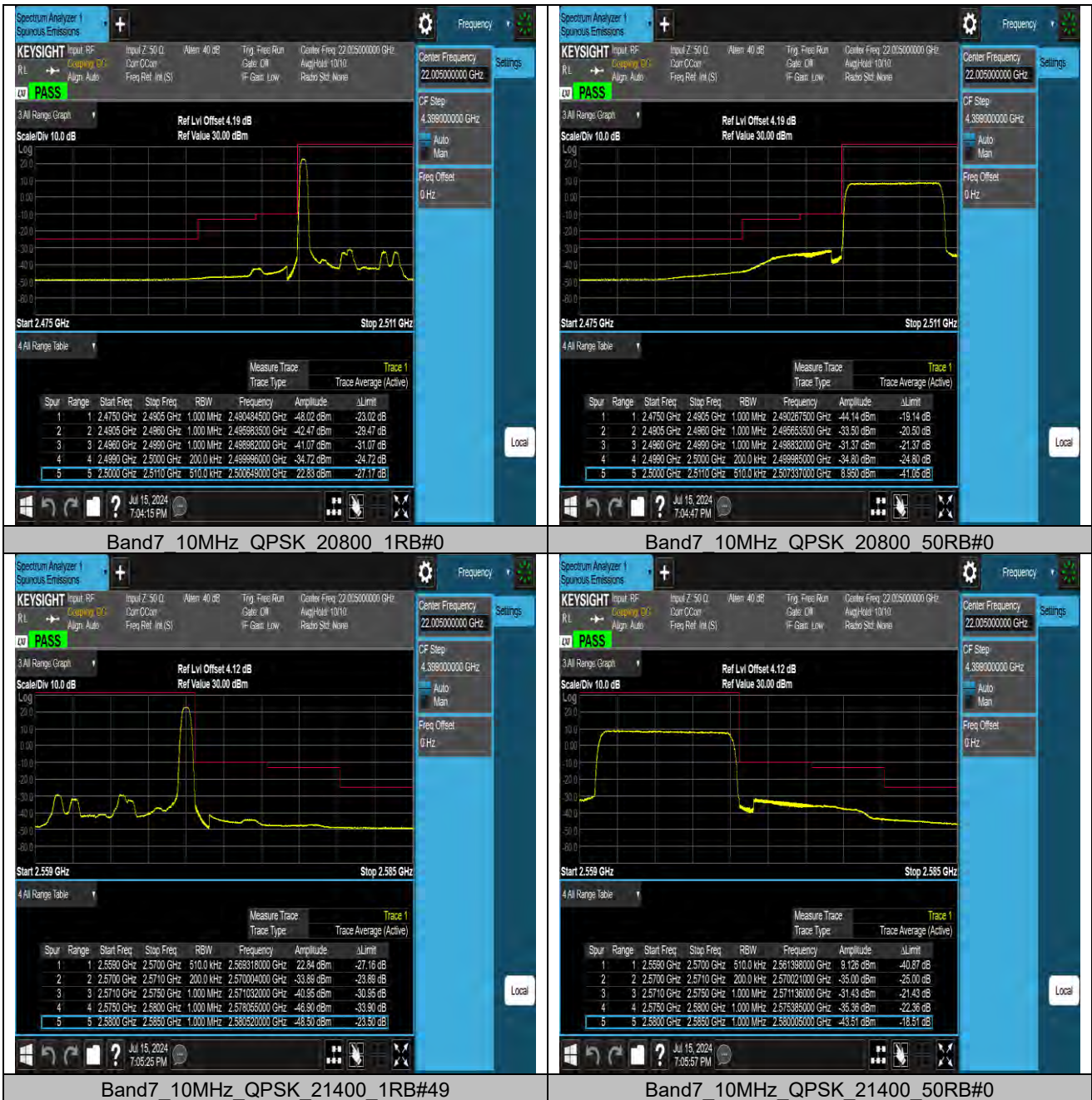
Band7 5MHz 16QAM 21425 1RB#24



Band7 5MHz 16QAM 21425 25RB#0

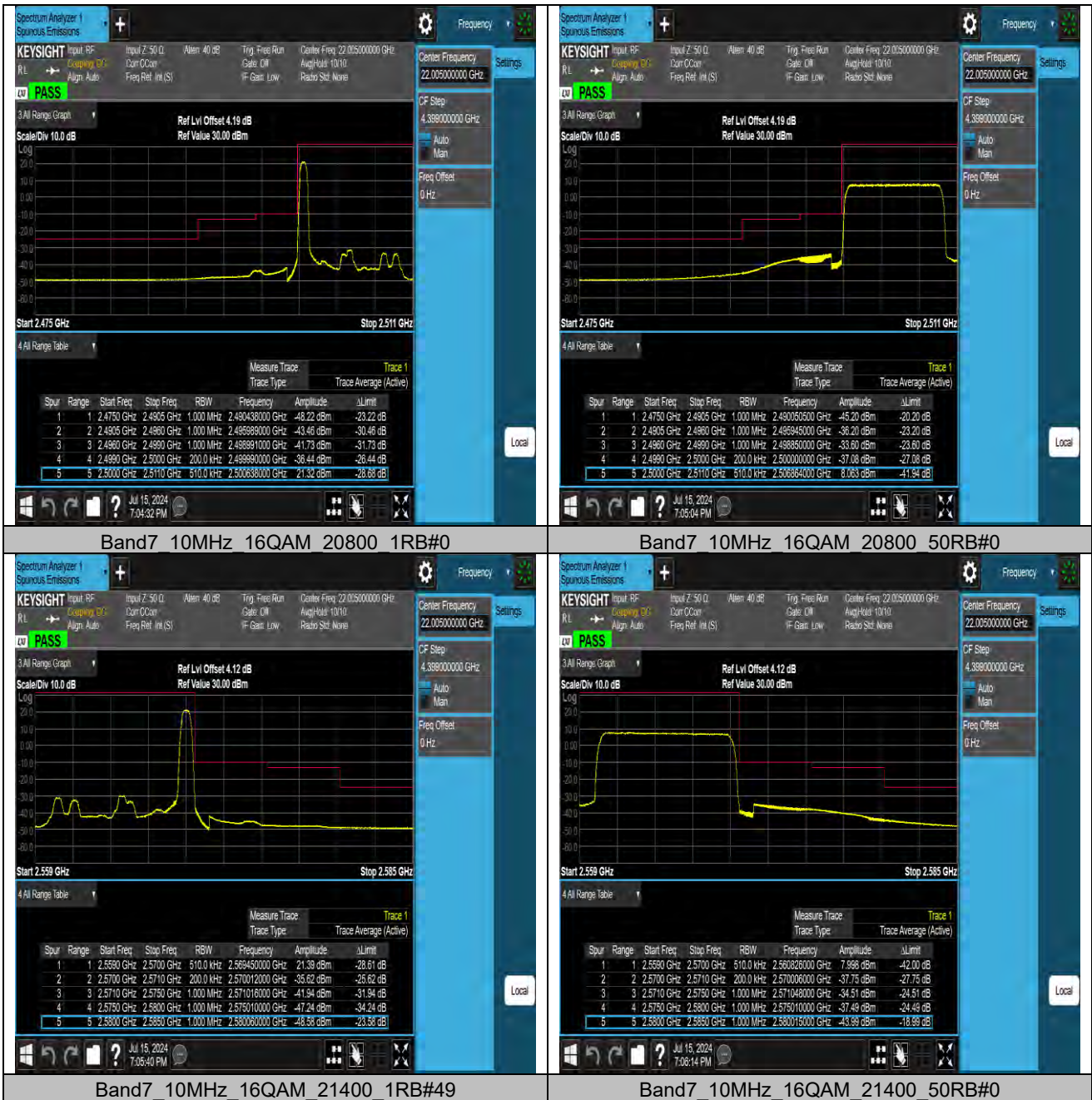


Test Report No.: W7L-240618W002RF07



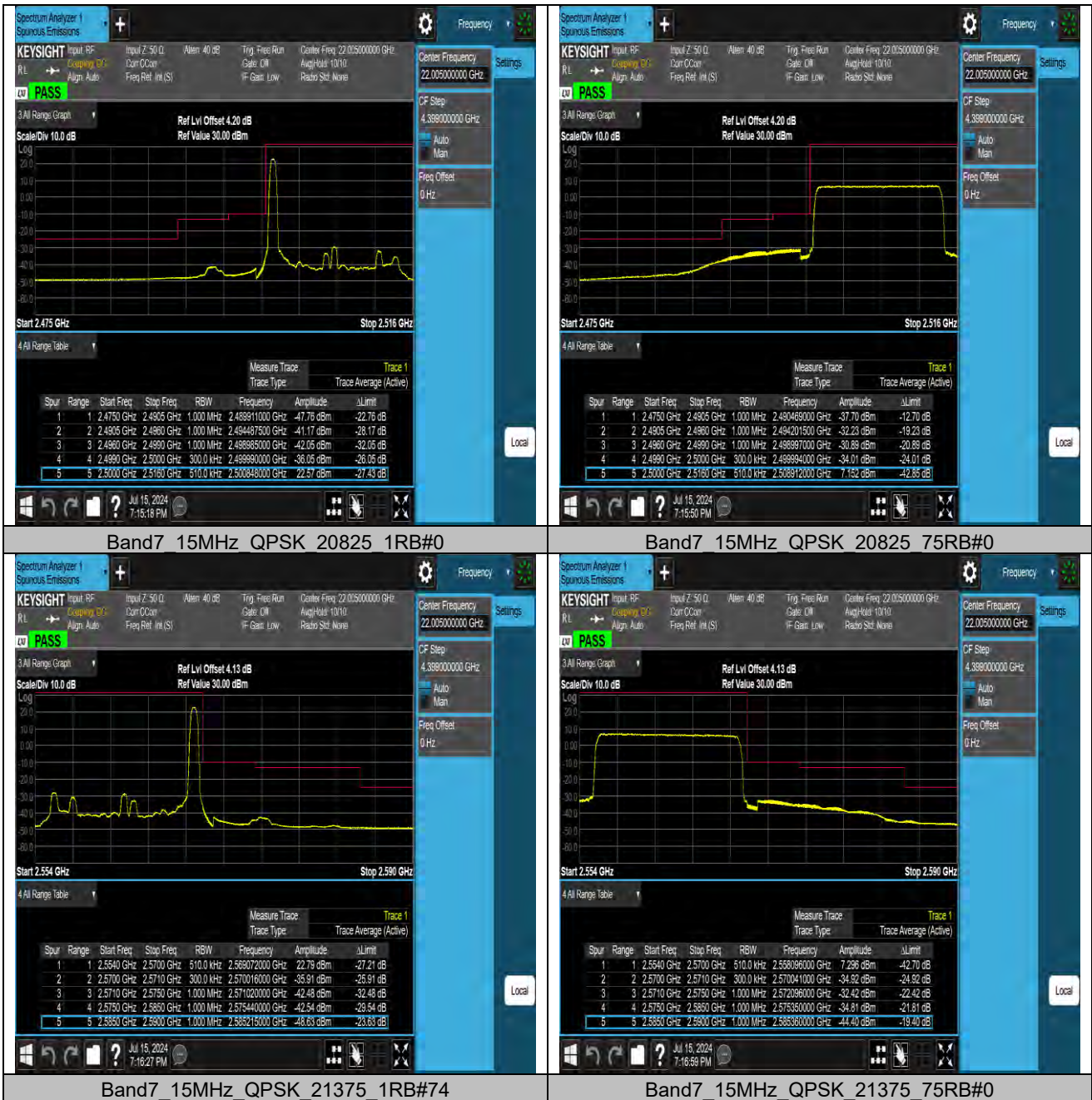


Test Report No.: W7L-240618W002RF07



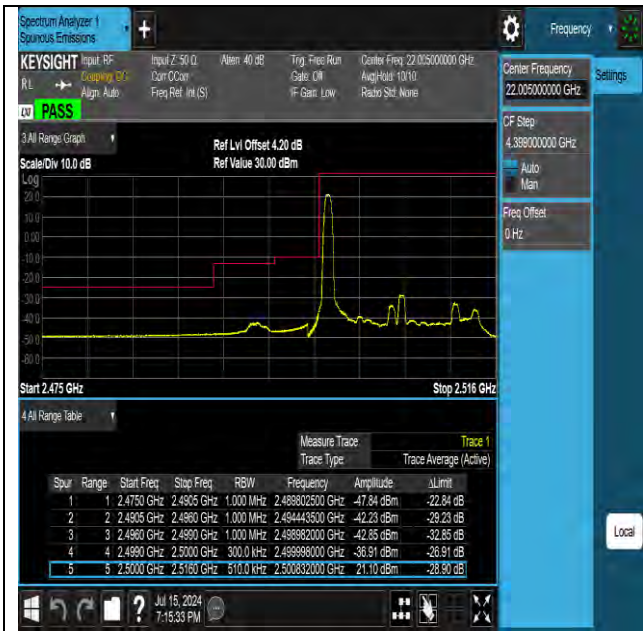


Test Report No.: W7L-240618W002RF07





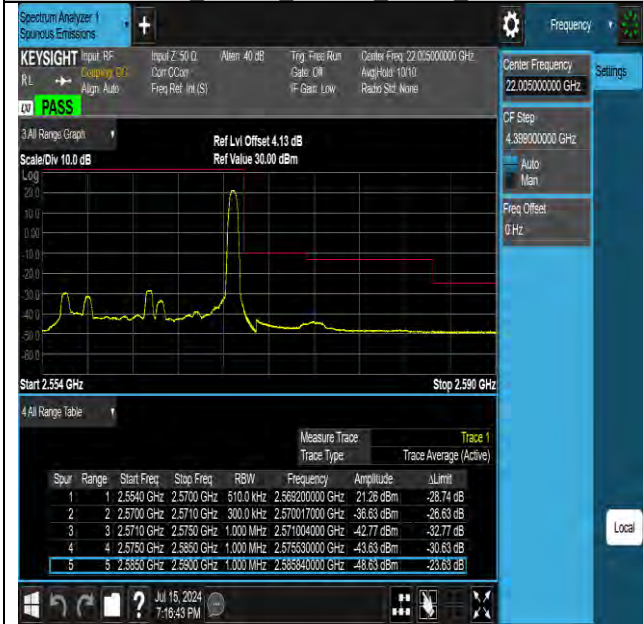
Test Report No.: W7L-240618W002RF07



Band7 15MHz 16QAM 20825 1RB#0



Band7 15MHz 16QAM 20825 75RB#0



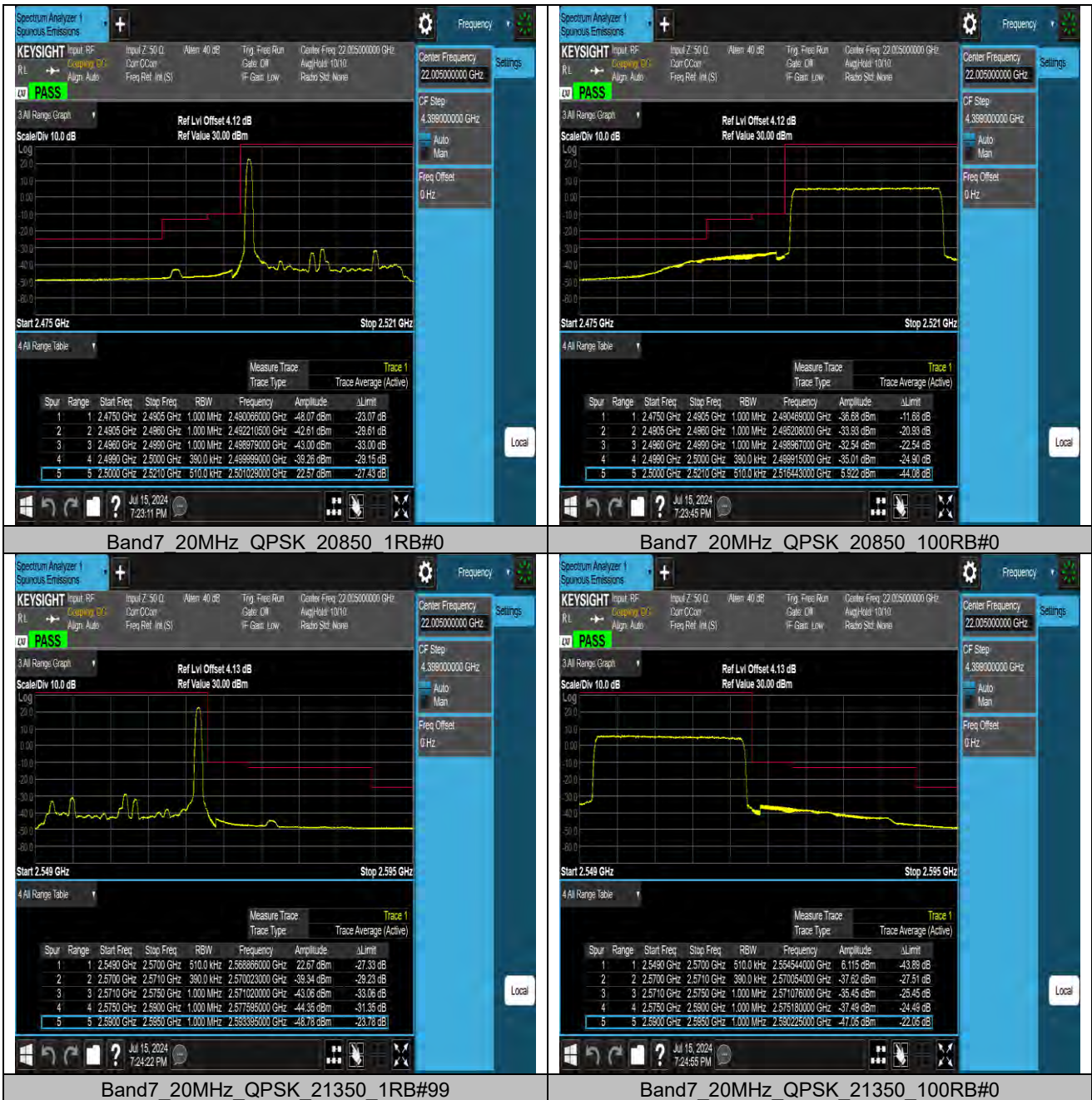
Band7 15MHz 16QAM 21375 1RB#74



Band7 15MHz 16QAM 21375 75RB#0



Test Report No.: W7L-240618W002RF07





Test Report No.: W7L-240618W002RF07





Test Report No.: W7L-240618W002RF07

CONDUCTED SPURIOUS EMISSION

Test Result

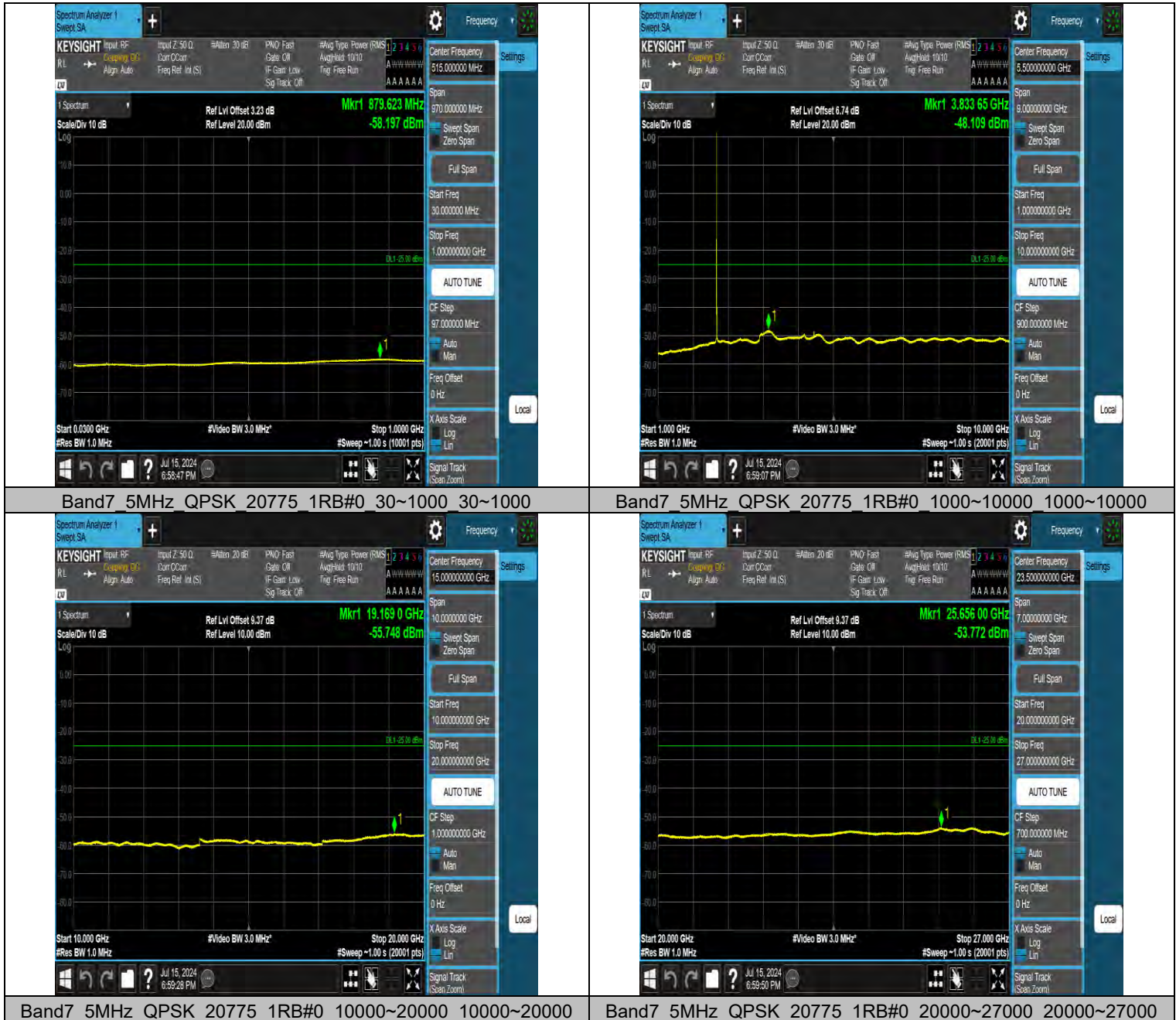
Band	Bandwidth	Modulation	Channel	RB Configuration	Frequency Range	Result (dBm)	Verdict
Band7	5MHz	QPSK	20775	1RB#0	30~1000	-58.20	PASS
Band7	5MHz	QPSK	20775	1RB#0	1000~10000	-48.11	PASS
Band7	5MHz	QPSK	20775	1RB#0	10000~20000	-55.75	PASS
Band7	5MHz	QPSK	20775	1RB#0	20000~27000	-53.77	PASS
Band7	5MHz	QPSK	21100	1RB#0	30~1000	-58.20	PASS
Band7	5MHz	QPSK	21100	1RB#0	1000~10000	-48.18	PASS
Band7	5MHz	QPSK	21100	1RB#0	10000~20000	-55.84	PASS
Band7	5MHz	QPSK	21100	1RB#0	20000~27000	-53.74	PASS
Band7	5MHz	QPSK	21425	1RB#0	30~1000	-58.10	PASS
Band7	5MHz	QPSK	21425	1RB#0	1000~10000	-48.14	PASS
Band7	5MHz	QPSK	21425	1RB#0	10000~20000	-55.84	PASS
Band7	5MHz	QPSK	21425	1RB#0	20000~27000	-53.69	PASS
Band7	10MHz	QPSK	20800	1RB#0	30~1000	-58.16	PASS
Band7	10MHz	QPSK	20800	1RB#0	1000~10000	-48.18	PASS
Band7	10MHz	QPSK	20800	1RB#0	10000~20000	-55.93	PASS
Band7	10MHz	QPSK	20800	1RB#0	20000~27000	-53.73	PASS
Band7	10MHz	QPSK	21100	1RB#0	30~1000	-58.17	PASS
Band7	10MHz	QPSK	21100	1RB#0	1000~10000	-48.21	PASS
Band7	10MHz	QPSK	21100	1RB#0	10000~20000	-55.78	PASS
Band7	10MHz	QPSK	21100	1RB#0	20000~27000	-53.79	PASS
Band7	10MHz	QPSK	21400	1RB#0	30~1000	-58.12	PASS
Band7	10MHz	QPSK	21400	1RB#0	1000~10000	-48.15	PASS
Band7	10MHz	QPSK	21400	1RB#0	10000~20000	-55.82	PASS
Band7	10MHz	QPSK	21400	1RB#0	20000~27000	-53.74	PASS
Band7	15MHz	QPSK	20825	1RB#0	30~1000	-58.16	PASS
Band7	15MHz	QPSK	20825	1RB#0	1000~10000	-48.08	PASS
Band7	15MHz	QPSK	20825	1RB#0	10000~20000	-55.76	PASS
Band7	15MHz	QPSK	20825	1RB#0	20000~27000	-53.70	PASS
Band7	15MHz	QPSK	21100	1RB#0	30~1000	-58.10	PASS
Band7	15MHz	QPSK	21100	1RB#0	1000~10000	-47.39	PASS
Band7	15MHz	QPSK	21100	1RB#0	10000~20000	-55.88	PASS
Band7	15MHz	QPSK	21100	1RB#0	20000~27000	-53.77	PASS
Band7	15MHz	QPSK	21375	1RB#0	30~1000	-58.17	PASS
Band7	15MHz	QPSK	21375	1RB#0	1000~10000	-48.18	PASS
Band7	15MHz	QPSK	21375	1RB#0	10000~20000	-55.79	PASS
Band7	15MHz	QPSK	21375	1RB#0	20000~27000	-53.70	PASS
Band7	20MHz	QPSK	20850	1RB#0	30~1000	-58.15	PASS
Band7	20MHz	QPSK	20850	1RB#0	1000~10000	-48.23	PASS
Band7	20MHz	QPSK	20850	1RB#0	10000~20000	-55.79	PASS
Band7	20MHz	QPSK	20850	1RB#0	20000~27000	-53.84	PASS
Band7	20MHz	QPSK	21100	1RB#0	30~1000	-58.18	PASS
Band7	20MHz	QPSK	21100	1RB#0	1000~10000	-48.11	PASS
Band7	20MHz	QPSK	21100	1RB#0	10000~20000	-55.90	PASS
Band7	20MHz	QPSK	21100	1RB#0	20000~27000	-53.54	PASS



Test Report No.: W7L-240618W002RF07

Band7	20MHz	QPSK	21350	1RB#0	30~1000	-58.14	PASS
Band7	20MHz	QPSK	21350	1RB#0	1000~10000	-48.16	PASS
Band7	20MHz	QPSK	21350	1RB#0	10000~20000	-55.78	
Band7	20MHz	QPSK	21350	1RB#0	20000~27000	-53.72	PASS

Test Graphs





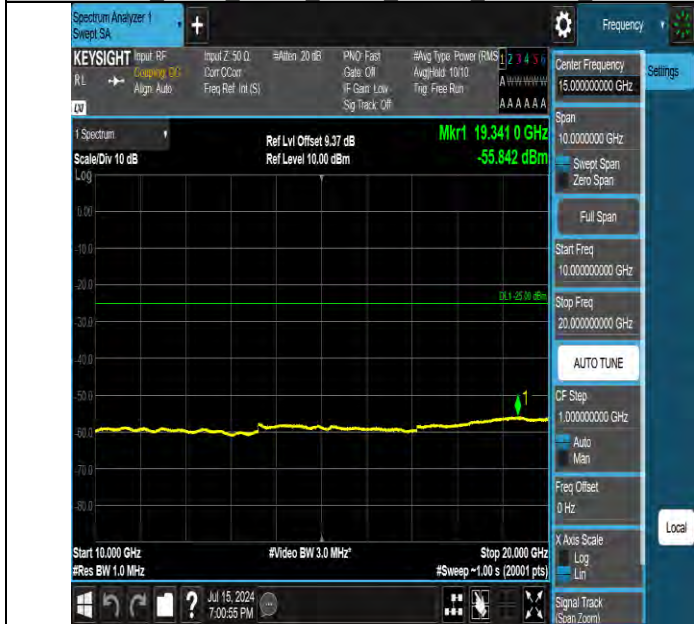
Test Report No.: W7L-240618W002RF07



Band7 5MHz QPSK 21100 1RB#0 30~1000 30~1000



Band7 5MHz QPSK 21100 1RB#0 1000~10000 1000~10000



Band7 5MHz QPSK 21100 1RB#0 10000~20000 10000~20000



Band7 5MHz QPSK 21100 1RB#0 20000~27000 20000~27000



Test Report No.: W7L-240618W002RF07



Band7 5MHz QPSK 21425 1RB#0 30~1000 30~1000



Band7 5MHz QPSK 21425 1RB#0 1000~10000 1000~10000



Band7 5MHz QPSK 21425 1RB#0 10000~20000 10000~20000



Band7 5MHz QPSK 21425 1RB#0 20000~27000 20000~27000



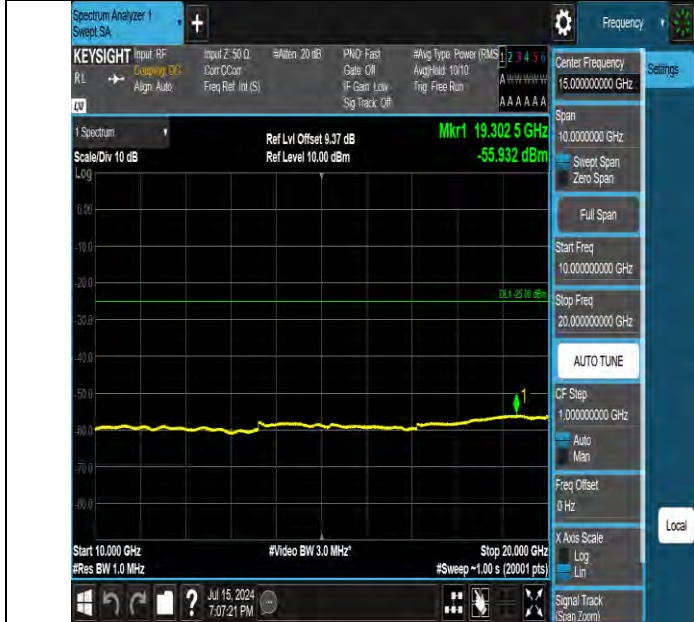
Test Report No.: W7L-240618W002RF07



Band7 10MHz QPSK 20800 1RB#0 30~1000 30~1000



Band7 10MHz QPSK 20800 1RB#0 1000~10000 1000~10000



Band7 10MHz QPSK 20800 1RB#0 10000~20000 10000~20000



Band7 10MHz QPSK 20800 1RB#0 20000~27000 20000~27000