



Test Report No.: W7L-240618W002RF13

### 3.5.4 TEST RESULTS

Please Refer to Appendix Of this test report.



### 3.6 RADIATED EMISSION MEASUREMENT

#### 3.6.1 LIMITS OF RADIATED EMISSION MEASUREMENT

The power of any emissions below 3530 MHz or above 3720 MHz shall not exceed -40dBm/MHz.

#### 3.6.2 TEST PROCEDURES

- a. Substitution method is used for E.I.R.P measurement. In the semi-anechoic chamber, EUT placed on the 0.8m(below or equal 1GHz) and/or 1.5m(above 1GHz) height of Turn Table, rotated the table around 360 degrees to search the maximum radiation power and receiver antenna shall be rotated vertical and horizontal polarization and moved height from 1m to 4m to find the maximum polar radiated power. The "Read Value" is the spectrum reading the maximum power value.
- b. The substitution antenna is substituted for EUT at the same position and signals generator export the CW signal to the substitution antenna via a tx cable. Rotated the Turn Table and moved receiving antenna to find the maximum radiation power. Adjust output power level of S.G to get a Value of spectrum reading equal to "Read Value " of step a. Record the power level of S.G
- c. EIRP = Output power level of S.G – TX cable loss + Antenna gain of substitution horn.
- d. E.R.P power can be calculated form E.I.R.P power by subtracting the gain of dipole,  
E.R.P power = E.I.R.P power - 2.15dBi.

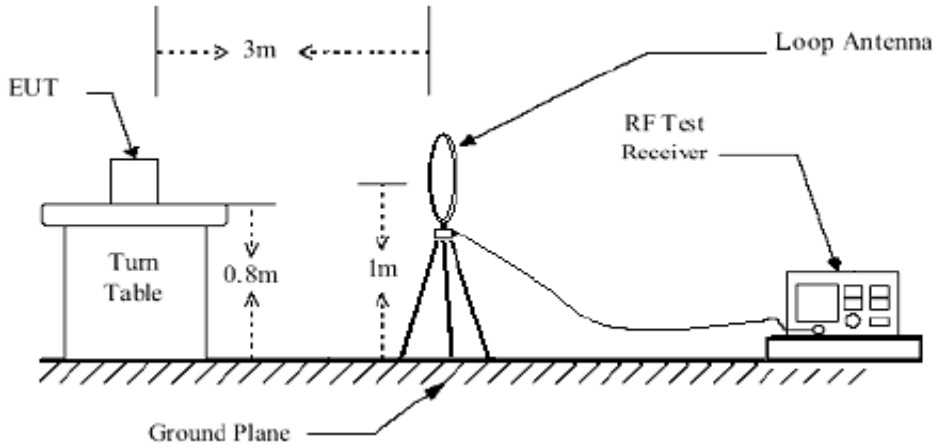
**Note:** The resolution bandwidth of spectrum analyzer is 1 MHz and the video bandwidth is 3 MHz.

#### 3.6.3 DEVIATION FROM TEST STANDARD

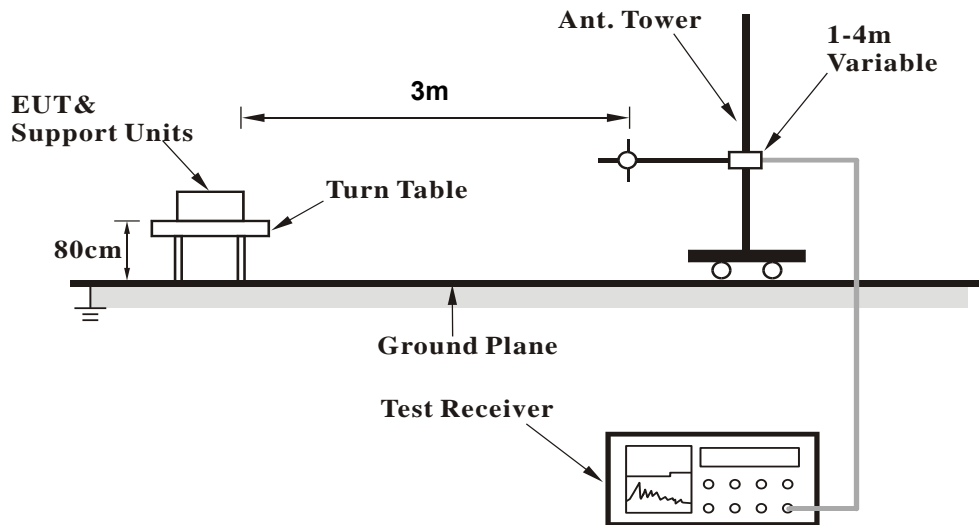
No deviation.

### 3.6.4 TEST SET UP

< Frequency Range below 30MHz >

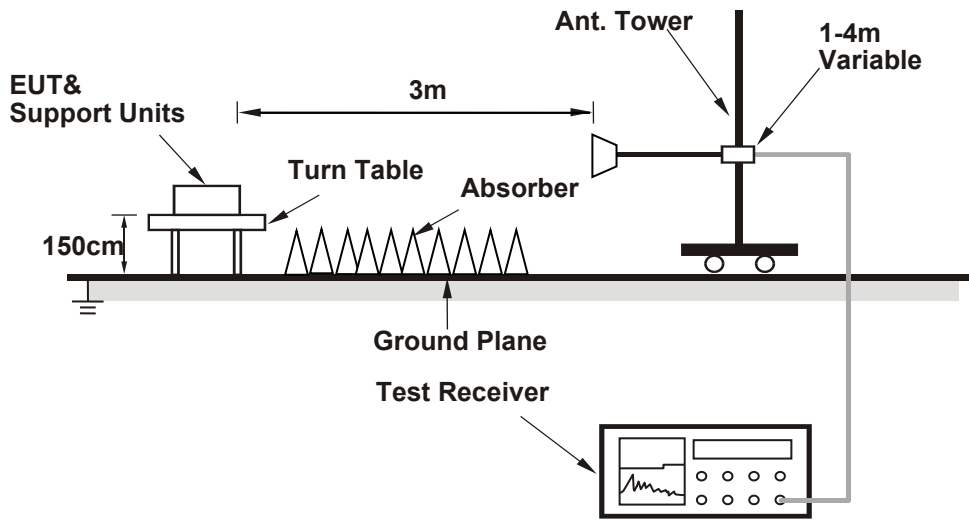


<Frequency Range below 1GHz>





<Frequency Range above 1GHz>



For the actual test configuration, please refer to the attached file (Test Setup Photo).



3.6.5 TEST RESULTS

NOTE : The 9K~30MHz amplitude of spurious emissions attenuated more than 20 dB below the permissible value is not required in the report.

5G SA BELOW 1GHz WORST-CASE DATA

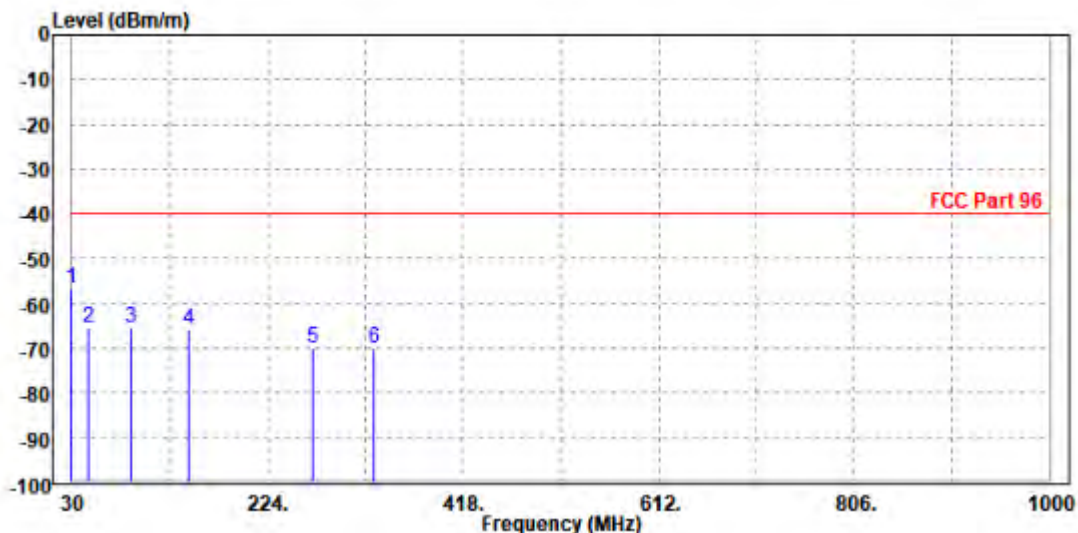
30 MHz – 1GHz data:

N48(Ant3) (UP):

CHANNEL BANDWIDTH: 100MHz / QPSK(30K)

MODE	TX channel 641666	FREQUENCY RANGE	Below 1000MHz
ENVIRONMENTAL CONDITIONS	23deg. C, 70%RH	INPUT POWER	AC 120V/60HZ
TESTED BY	Jace Hu		
<b>ANTENNA POLARITY &amp; TEST DISTANCE: HORIZONTAL AT 3 M</b>			

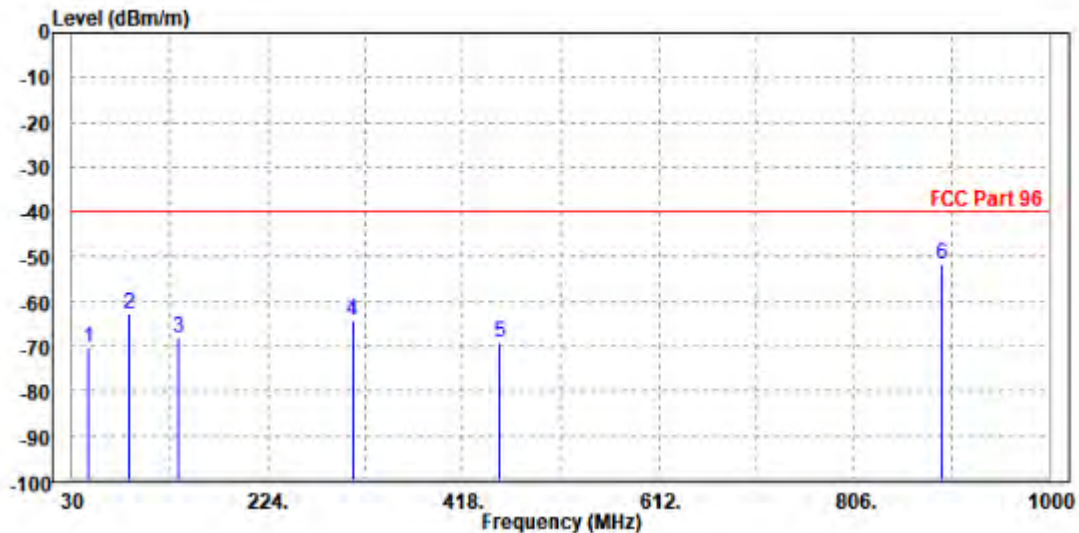
	Freq	Level	Read Level	Limit Line	Over Limit	Factor	Remark	Pol/Phase
	MHz	dBm/m	dBm	dBm/m	dB	dB/m		
1	30.000	-56.67	-54.69	-40.00	-16.67	-1.98	Peak	Horizontal
2	45.520	-65.38	-55.86	-40.00	-25.38	-9.52	Peak	Horizontal
3	88.200	-65.32	-52.59	-40.00	-25.32	-12.73	Peak	Horizontal
4	145.430	-65.63	-51.01	-40.00	-25.63	-14.62	Peak	Horizontal
5	268.620	-69.83	-59.53	-40.00	-29.83	-10.30	Peak	Horizontal
6	329.730	-69.98	-61.74	-40.00	-29.98	-8.24	Peak	Horizontal





<b>MODE</b>	TX channel 641666	<b>FREQUENCY RANGE</b>	Below 1000MHz
<b>ENVIRONMENTAL CONDITIONS</b>	23deg. C, 70%RH	<b>INPUT POWER</b>	AC 120V/60HZ
<b>TESTED BY</b>	Jace Hu		
<b>ANTENNA POLARITY &amp; TEST DISTANCE: VERTICAL AT 3 M</b>			

	Freq	Level	Read Level	Limit Line	Over Limit	Factor	Remark	Pol/Phase
	MHz	dBm/m	dBm	dBm/m	dB	dB/m		
1	45.520	-70.51	-50.12	-40.00	-30.51	-20.39	Peak	Vertical
2	87.230	-62.67	-44.85	-40.00	-22.67	-17.82	Peak	Vertical
3	135.730	-68.14	-52.36	-40.00	-28.14	-15.78	Peak	Vertical
4	308.390	-64.15	-60.68	-40.00	-24.15	-3.47	Peak	Vertical
5	453.890	-69.11	-64.37	-40.00	-29.11	-4.74	Peak	Vertical
6 PP	893.300	-51.54	-63.19	-40.00	-11.54	11.65	Peak	Vertical





ABOVE 1GHz

Note: For higher frequency, the emission is too low to be detected.

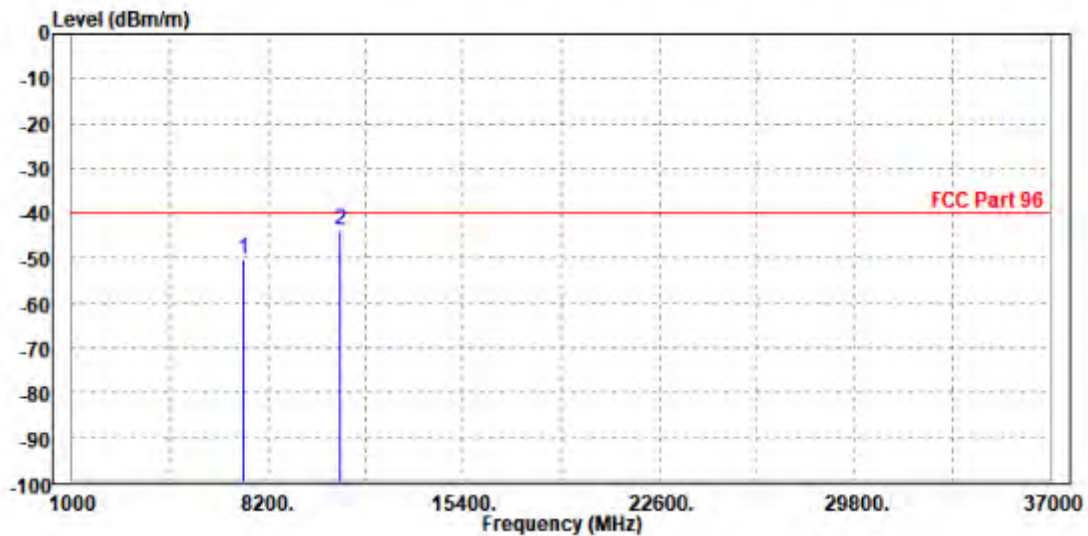
N48(Ant3) (UP):

Note: For frequency above 27GHz, the emission was tested 20db below the limit so the data not recorded in the sheet.

CHANNEL BANDWIDTH: 10MHz / QPSK(15K)

MODE	TX channel 641666	FREQUENCY RANGE	Above 1000MHz
ENVIRONMENTAL CONDITIONS	23deg. C, 70%RH	INPUT POWER	AC 120V/60Hz
TESTED BY	Jace Hu		
ANTENNA POLARITY & TEST DISTANCE: HORIZONTAL AT 3 M			

	Freq	Read Level	Limit Level	Over Limit	Factor	Remark	Pol/Phase
	MHz	dBm/m	dBm	dBm/m	dB	dB/m	
1	7264.000	-50.00	-64.07	-40.00	-10.00	14.07 Peak	Horizontal
2	PP10875.000	-43.80	-63.98	-40.00	-3.80	20.18 Peak	Horizontal

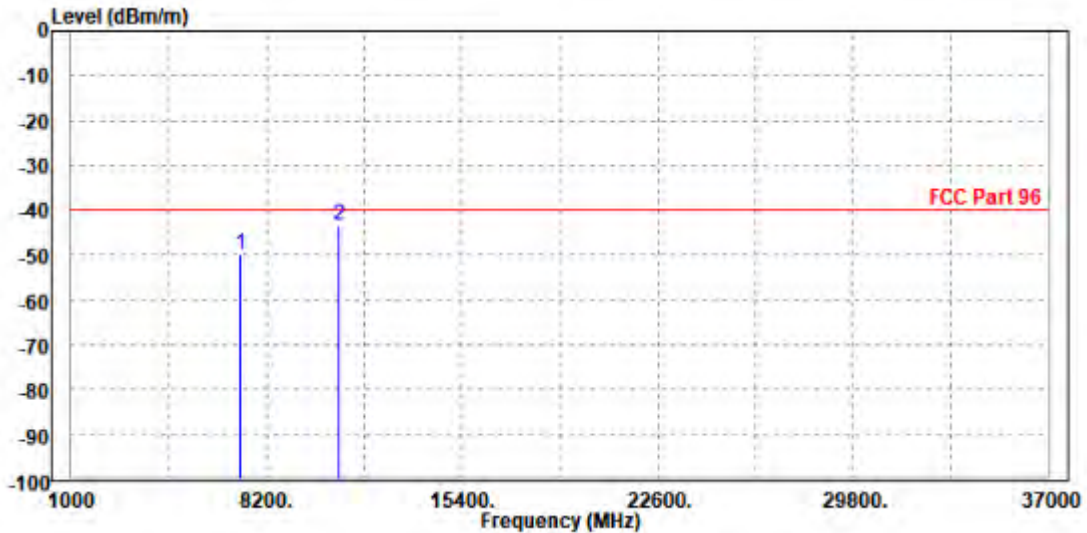






<b>MODE</b>	TX channel 641666	<b>FREQUENCY RANGE</b>	Above 1000MHz
<b>ENVIRONMENTAL CONDITIONS</b>	23deg. C, 70%RH	<b>INPUT POWER</b>	AC 120V/60Hz
<b>TESTED BY</b>	Jace Hu		
<b>ANTENNA POLARITY &amp; TEST DISTANCE: VERTICAL AT 3 M</b>			

	Freq	Level	Read Level	Limit Line	Over Limit	Factor	Remark	Pol/Phase
	MHz	dBm/m	dBm	dBm/m	dB	dB/m		
1	7250.000	-50.00	-63.80	-40.00	-10.00	13.80	Peak	Vertical
2	PP10864.000	-43.43	-63.95	-40.00	-3.43	20.52	Peak	Vertical







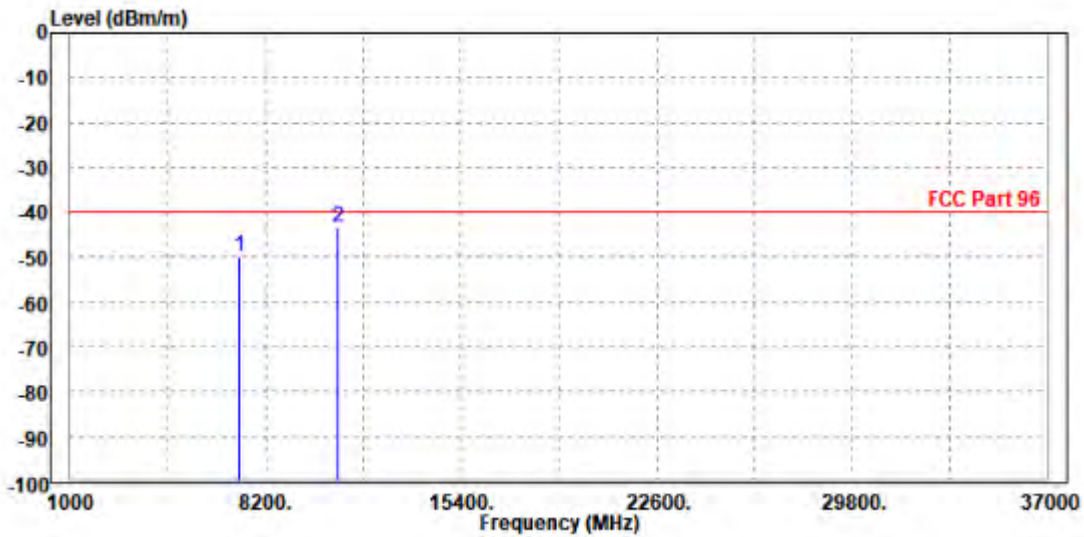
**BUREAU  
VERITAS**

Test Report No.: W7L-240618W002RF13

CHANNEL BANDWIDTH: 15MHz / QPSK(15K)

<b>MODE</b>	TX channel 641666	<b>FREQUENCY RANGE</b>	Above 1000MHz
<b>ENVIRONMENTAL CONDITIONS</b>	23deg. C, 70%RH	<b>INPUT POWER</b>	AC 120V/60Hz
<b>TESTED BY</b>	Jace Hu		
<b>ANTENNA POLARITY &amp; TEST DISTANCE: HORIZONTAL AT 3 M</b>			

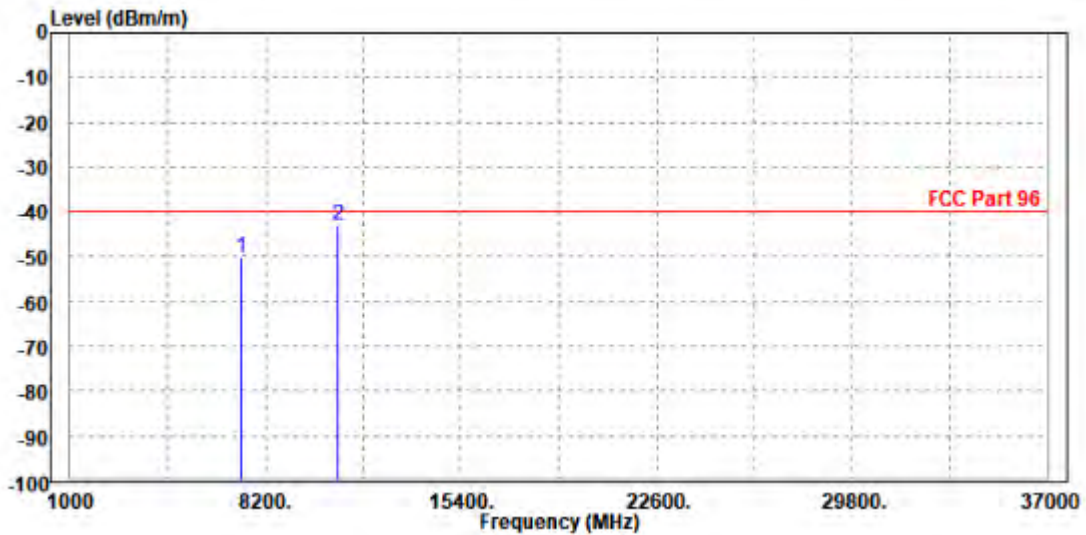
	Freq	Level	Read Level	Limit Line	Over Limit	Factor	Remark	Pol/Phase
	MHz	dBm/m	dBm	dBm/m	dB	dB/m		
1	7250.000	-50.00	-64.06	-40.00	-10.00	14.06	Peak	Horizontal
2	PP10864.000	-43.24	-63.41	-40.00	-3.24	20.17	Peak	Horizontal





MODE	TX channel 641666	FREQUENCY RANGE	Above 1000MHz
ENVIRONMENTAL CONDITIONS	23deg. C, 70%RH	INPUT POWER	AC 120V/60Hz
TESTED BY	Jace Hu		
ANTENNA POLARITY & TEST DISTANCE: VERTICAL AT 3 M			

	Freq	Level	Read Level	Limit Line	Over Limit	Factor	Remark	Pol/Phase
	MHz	dBm/m	dBm	dBm/m	dB	dB/m		
1	7264.000	-50.23	-63.98	-40.00	-10.23	13.75	Peak	Vertical
2	PP10875.000	-43.15	-63.67	-40.00	-3.15	20.52	Peak	Vertical

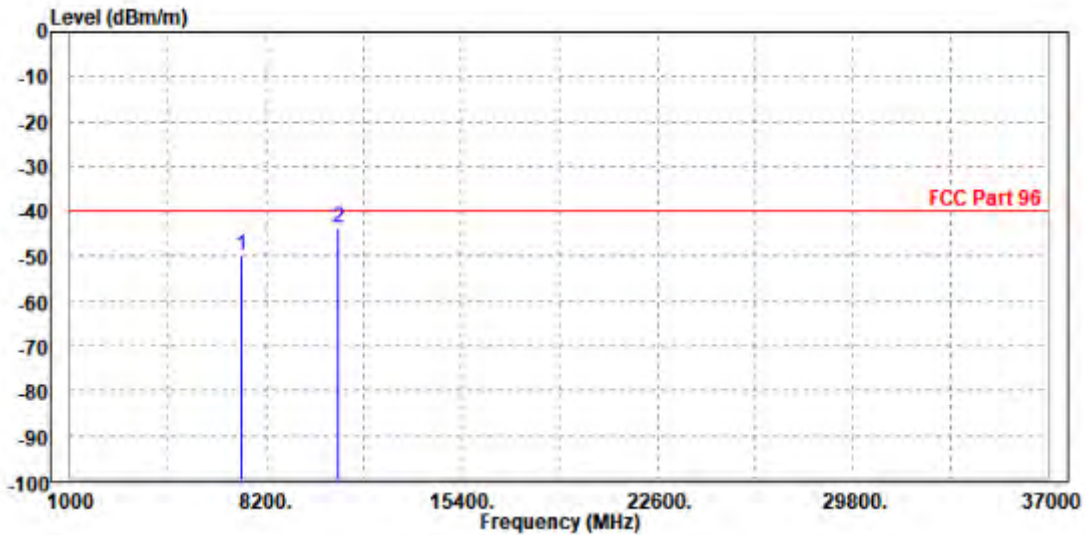




CHANNEL BANDWIDTH: 20MHz / QPSK(15K)

MODE	TX channel 641666	FREQUENCY RANGE	Above 1000MHz
ENVIRONMENTAL CONDITIONS	23deg. C, 70%RH	INPUT POWER	AC 120V/60Hz
TESTED BY	Jace Hu		
ANTENNA POLARITY & TEST DISTANCE: HORIZONTAL AT 3 M			

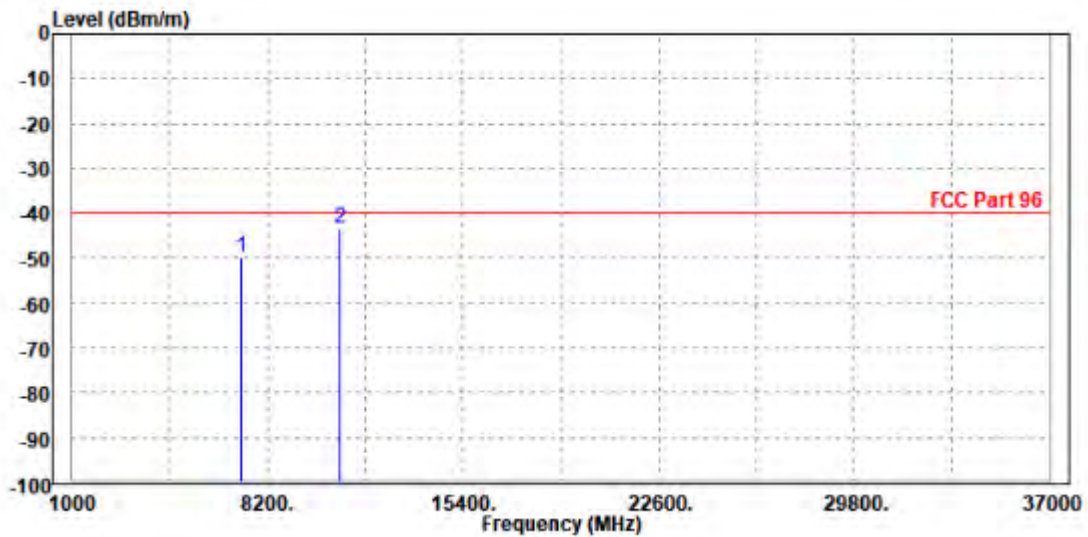
	Freq	Level	Read Level	Limit Line	Over Limit	Factor	Remark	Pol/Phase
	MHz	dBm/m	dBm	dBm/m	dB	dB/m		
1	7264.000	-49.66	-63.73	-40.00	-9.66	14.07	Peak	Horizontal
2	PP10875.000	-43.56	-63.74	-40.00	-3.56	20.18	Peak	Horizontal





<b>MODE</b>	TX channel 641666	<b>FREQUENCY RANGE</b>	Above 1000MHz
<b>ENVIRONMENTAL CONDITIONS</b>	23deg. C, 70%RH	<b>INPUT POWER</b>	AC 120V/60Hz
<b>TESTED BY</b>	Jace Hu		
<b>ANTENNA POLARITY &amp; TEST DISTANCE: VERTICAL AT 3 M</b>			

	Freq	Level	Read Level	Limit Line	Over Limit	Factor	Remark	Pol/Phase
	MHz	dBm/m	dBm	dBm/m	dB	dB/m		
1	7250.000	-50.00	-63.80	-40.00	-10.00	13.80	Peak	Vertical
2	PP10864.000	-43.31	-63.83	-40.00	-3.31	20.52	Peak	Vertical

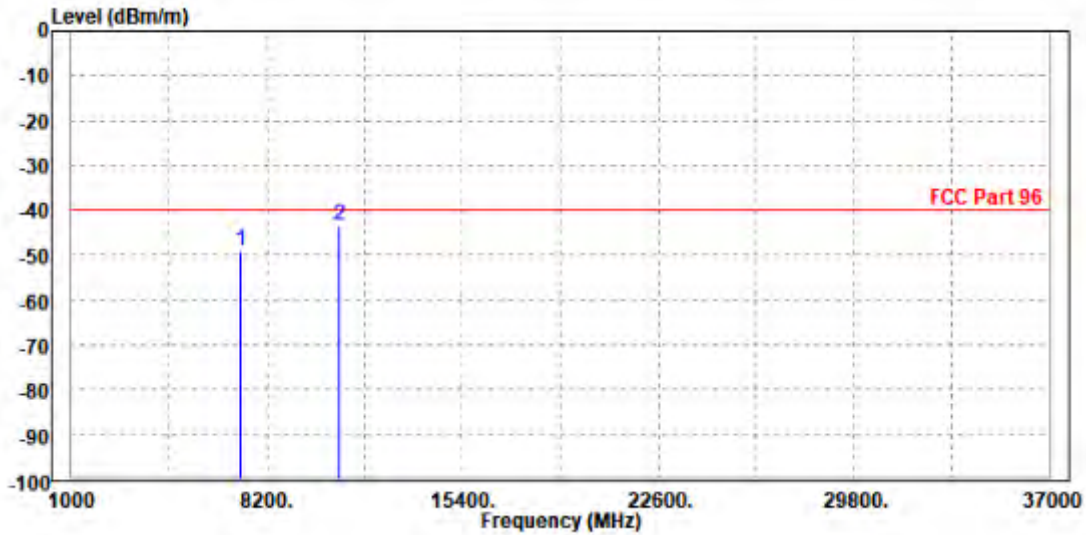




**CHANNEL BANDWIDTH: 30MHz / QPSK(30K)**

<b>MODE</b>	TX channel 641666	<b>FREQUENCY RANGE</b>	Above 1000MHz
<b>ENVIRONMENTAL CONDITIONS</b>	23deg. C, 70%RH	<b>INPUT POWER</b>	AC 120V/60Hz
<b>TESTED BY</b>	Jace Hu		
<b>ANTENNA POLARITY &amp; TEST DISTANCE: HORIZONTAL AT 3 M</b>			

	Freq	Level	Read Level	Limit Line	Over Limit	Factor	Remark	Pol/Phase
	MHz	dBm/m	dBm	dBm/m	dB	dB/m		
1	7250.000	-49.13	-63.19	-40.00	-9.13	14.06	Peak	Horizontal
2	PP10864.000	-43.35	-63.52	-40.00	-3.35	20.17	Peak	Horizontal

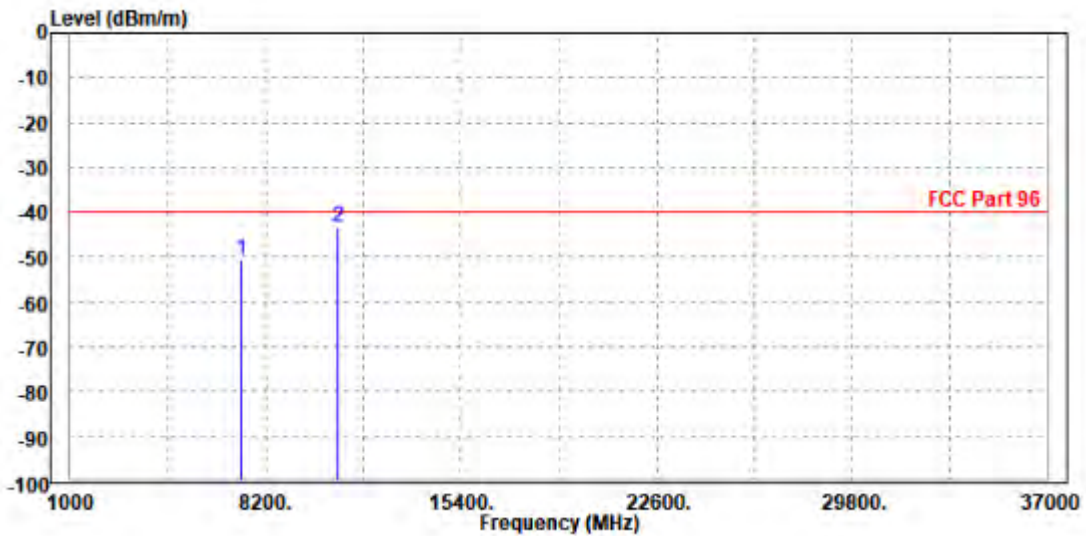






<b>MODE</b>	TX channel 641666	<b>FREQUENCY RANGE</b>	Above 1000MHz
<b>ENVIRONMENTAL CONDITIONS</b>	23deg. C, 70%RH	<b>INPUT POWER</b>	AC 120V/60Hz
<b>TESTED BY</b>	Jace Hu		
<b>ANTENNA POLARITY &amp; TEST DISTANCE: VERTICAL AT 3 M</b>			

	Freq	Level	Read Level	Limit Line	Over Limit	Factor	Remark	Pol/Phase
	MHz	dBm/m	dBm	dBm/m	dB	dB/m		
1	7264.000	-50.41	-64.16	-40.00	-10.41	13.75	Peak	Vertical
2	PP10875.000	-43.52	-64.04	-40.00	-3.52	20.52	Peak	Vertical

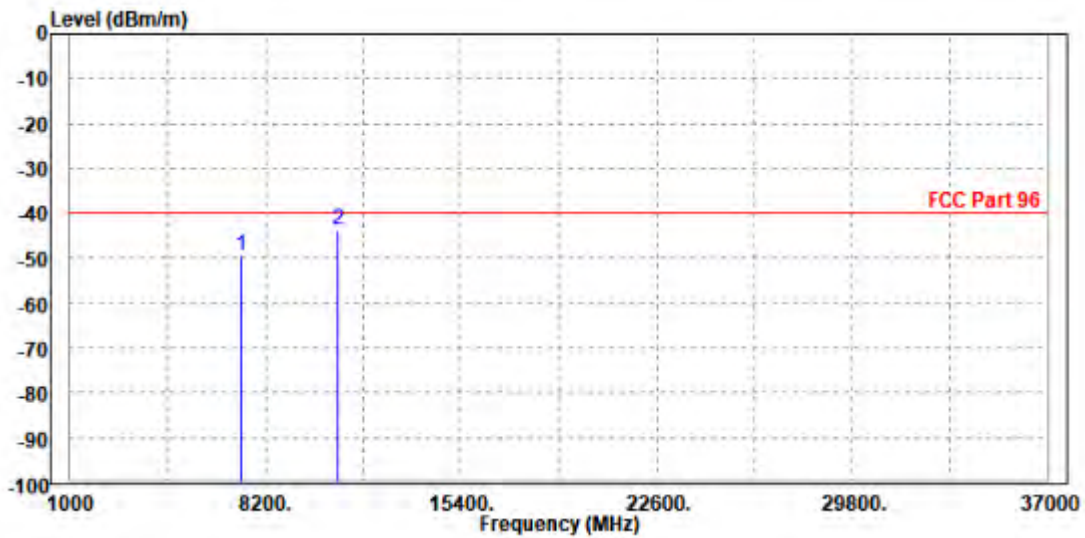




CHANNEL BANDWIDTH: 40MHz / QPSK(15K)

MODE	TX channel 641666	FREQUENCY RANGE	Above 1000MHz
ENVIRONMENTAL CONDITIONS	23deg. C, 70%RH	INPUT POWER	AC 120V/60Hz
TESTED BY	Jace Hu		
ANTENNA POLARITY & TEST DISTANCE: HORIZONTAL AT 3 M			

	Freq	Level	Read Level	Limit Line	Over Limit	Factor	Remark	Pol/Phase
	MHz	dBm/m	dBm	dBm/m	dB	dB/m		
1	7264.000	-49.54	-63.61	-40.00	-9.54	14.07	Peak	Horizontal
2	PP10875.000	-43.83	-64.01	-40.00	-3.83	20.18	Peak	Horizontal

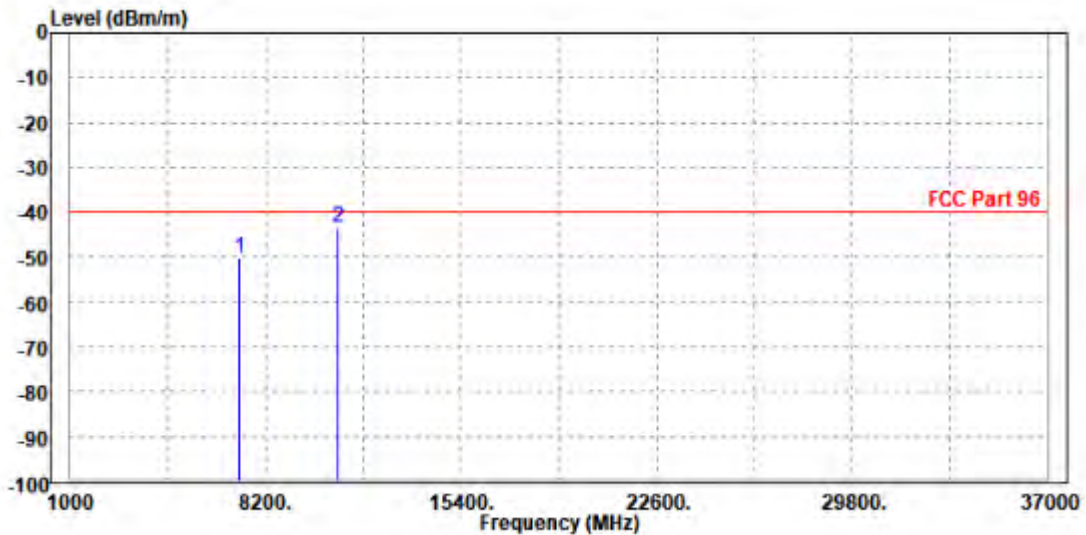






<b>MODE</b>	TX channel 641666	<b>FREQUENCY RANGE</b>	Above 1000MHz
<b>ENVIRONMENTAL CONDITIONS</b>	23deg. C, 70%RH	<b>INPUT POWER</b>	AC 120V/60Hz
<b>TESTED BY</b>	Jace Hu		
<b>ANTENNA POLARITY &amp; TEST DISTANCE: VERTICAL AT 3 M</b>			

	Freq	Level	Read Level	Limit Line	Over Limit	Factor	Remark	Pol/Phase
	MHz	dBm/m	dBm	dBm/m	dB	dB/m		
1	7250.000	-50.13	-63.93	-40.00	-10.13	13.80	Peak	Vertical
2	PP10864.000	-43.29	-63.81	-40.00	-3.29	20.52	Peak	Vertical

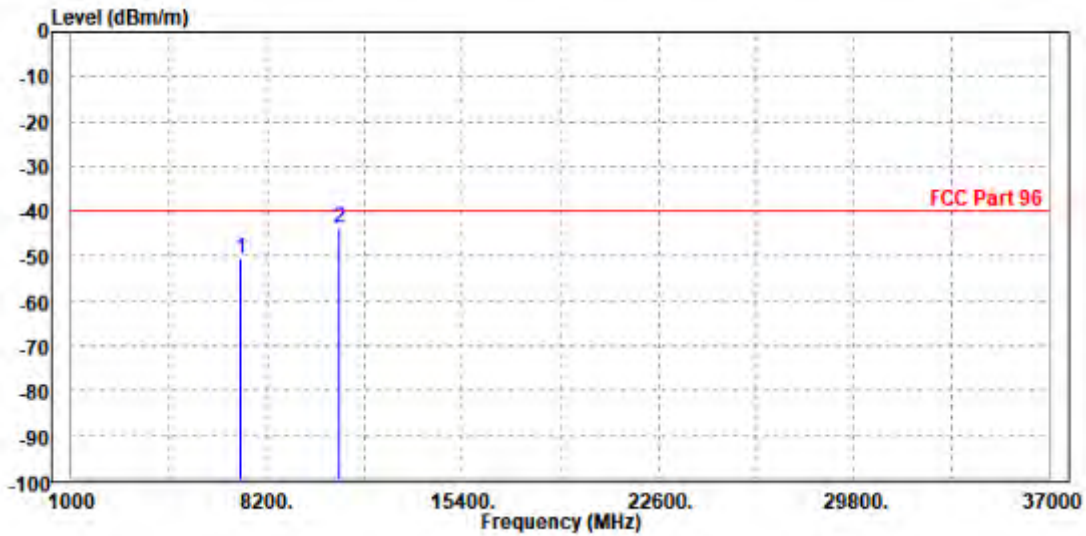




CHANNEL BANDWIDTH: 50MHz / QPSK(15K)

MODE	TX channel 641666	FREQUENCY RANGE	Above 1000MHz
ENVIRONMENTAL CONDITIONS	23deg. C, 70%RH	INPUT POWER	AC 120V/60Hz
TESTED BY	Jace Hu		
<b>ANTENNA POLARITY &amp; TEST DISTANCE: HORIZONTAL AT 3 M</b>			

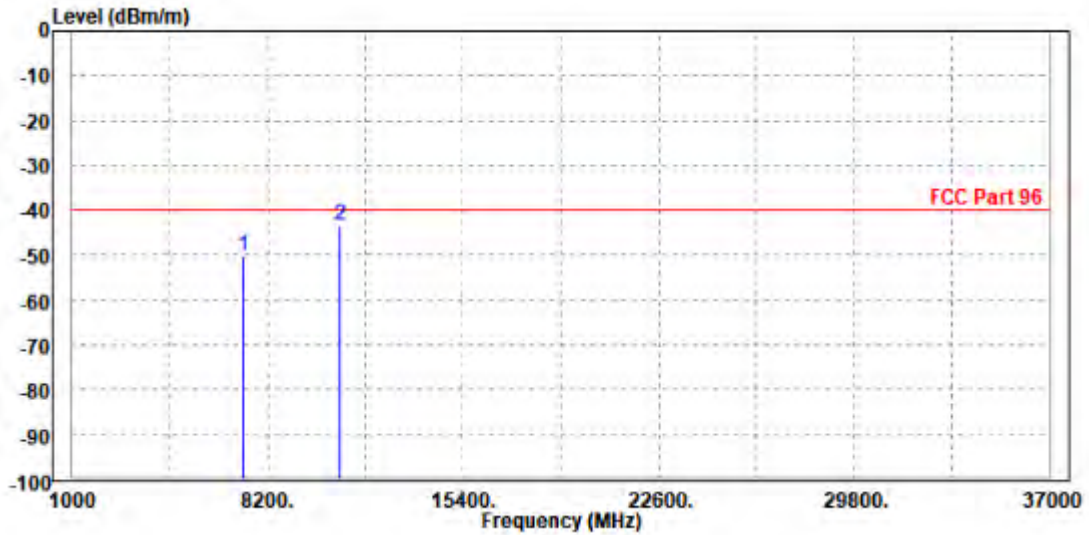
	Freq	Level	Read Level	Limit Line	Over Limit	Factor	Remark	Pol/Phase
	MHz	dBm/m	dBm	dBm/m	dB	dB/m		
1	7250.000	-50.38	-64.44	-40.00	-10.38	14.06	Peak	Horizontal
2	PP10864.000	-43.56	-63.73	-40.00	-3.56	20.17	Peak	Horizontal





MODE	TX channel 641666	FREQUENCY RANGE	Above 1000MHz
ENVIRONMENTAL CONDITIONS	23deg. C, 70%RH	INPUT POWER	AC 120V/60Hz
TESTED BY	Jace Hu		
ANTENNA POLARITY & TEST DISTANCE: VERTICAL AT 3 M			

	Freq	Level	Read Level	Limit Line	Over Limit	Factor	Remark	Pol/Phase
	MHz	dBm/m	dBm	dBm/m	dB	dB/m		
1	7264.000	-50.34	-64.09	-40.00	-10.34	13.75	Peak	Vertical
2	PP10875.000	-43.16	-63.68	-40.00	-3.16	20.52	Peak	Vertical

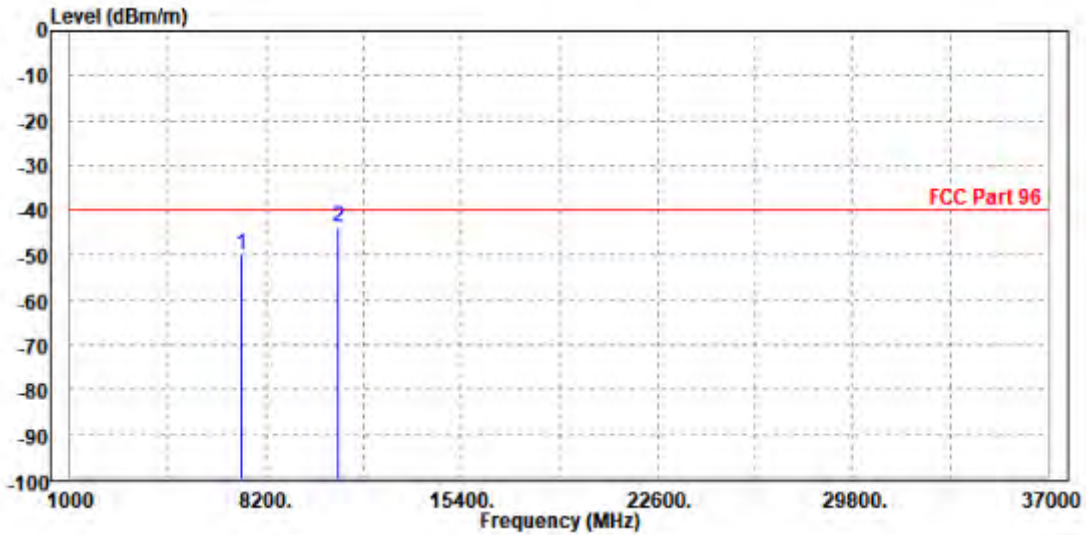




**CHANNEL BANDWIDTH: 60MHz / QPSK(30K)**

<b>MODE</b>	TX channel 641666	<b>FREQUENCY RANGE</b>	Above 1000MHz
<b>ENVIRONMENTAL CONDITIONS</b>	23deg. C, 70%RH	<b>INPUT POWER</b>	AC 120V/60Hz
<b>TESTED BY</b>	Jace Hu		
<b>ANTENNA POLARITY &amp; TEST DISTANCE: HORIZONTAL AT 3 M</b>			

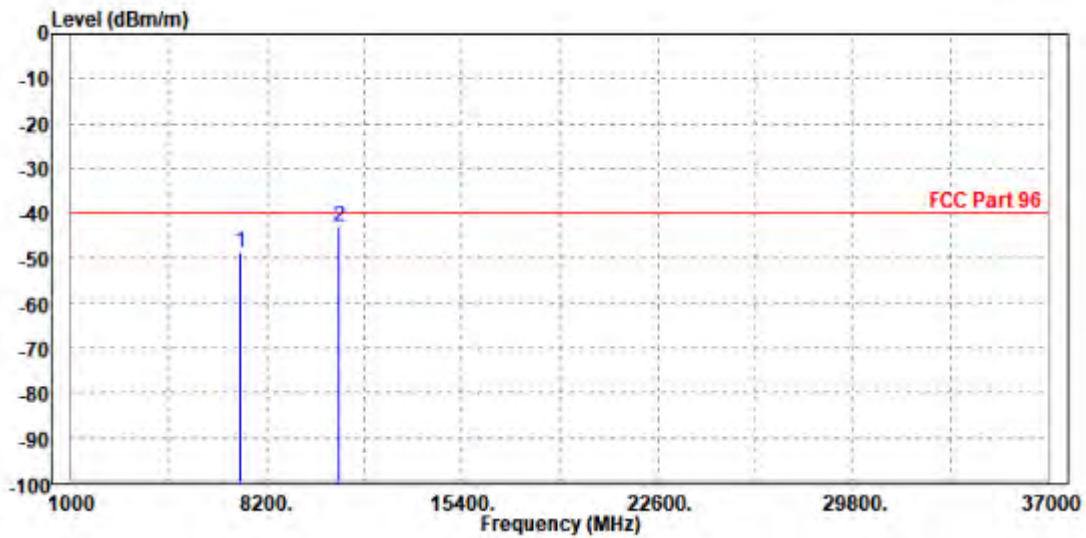
	Freq	Level	Read Level	Limit Line	Over Limit	Factor	Remark	Pol/Phase
	MHz	dBm/m	dBm	dBm/m	dB	dB/m		
1	7264.000	-49.64	-63.71	-40.00	-9.64	14.07	Peak	Horizontal
2	PP10875.000	-43.79	-63.97	-40.00	-3.79	20.18	Peak	Horizontal





<b>MODE</b>	TX channel 641666	<b>FREQUENCY RANGE</b>	Above 1000MHz
<b>ENVIRONMENTAL CONDITIONS</b>	23deg. C, 70%RH	<b>INPUT POWER</b>	AC 120V/60Hz
<b>TESTED BY</b>	Jace Hu		
<b>ANTENNA POLARITY &amp; TEST DISTANCE: VERTICAL AT 3 M</b>			

	Freq	Level	Read Level	Limit Line	Over Limit	Factor	Remark	Pol/Phase
	MHz	dBm/m	dBm	dBm/m	dB	dB/m		
1	7250.000	-48.84	-62.64	-40.00	-8.84	13.80	Peak	Vertical
2	PP10864.000	-43.14	-63.66	-40.00	-3.14	20.52	Peak	Vertical



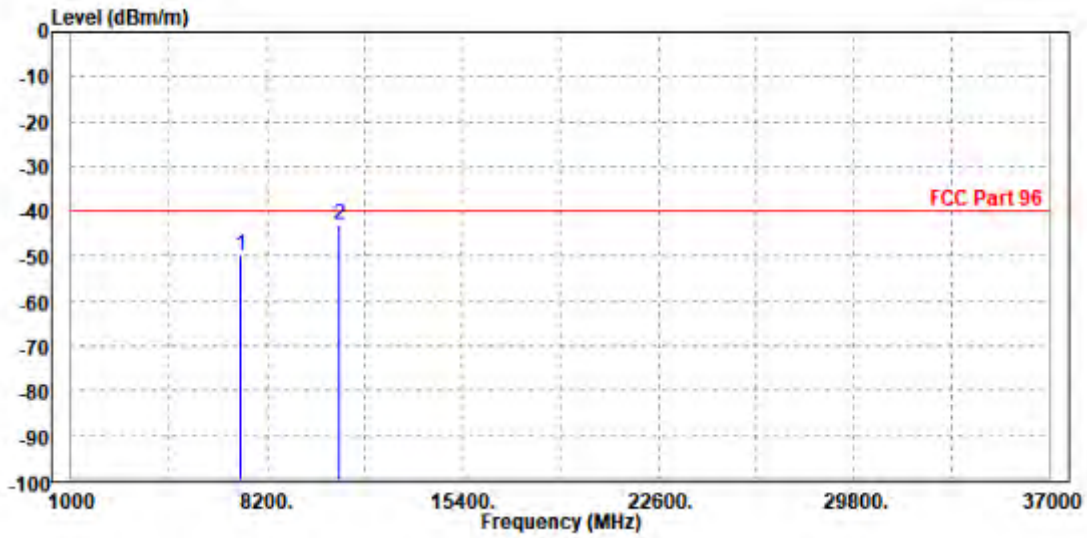




CHANNEL BANDWIDTH: 70MHz / QPSK(30K)

MODE	TX channel 641666	FREQUENCY RANGE	Above 1000MHz
ENVIRONMENTAL CONDITIONS	23deg. C, 70%RH	INPUT POWER	AC 120V/60Hz
TESTED BY	Jace Hu		
ANTENNA POLARITY & TEST DISTANCE: HORIZONTAL AT 3 M			

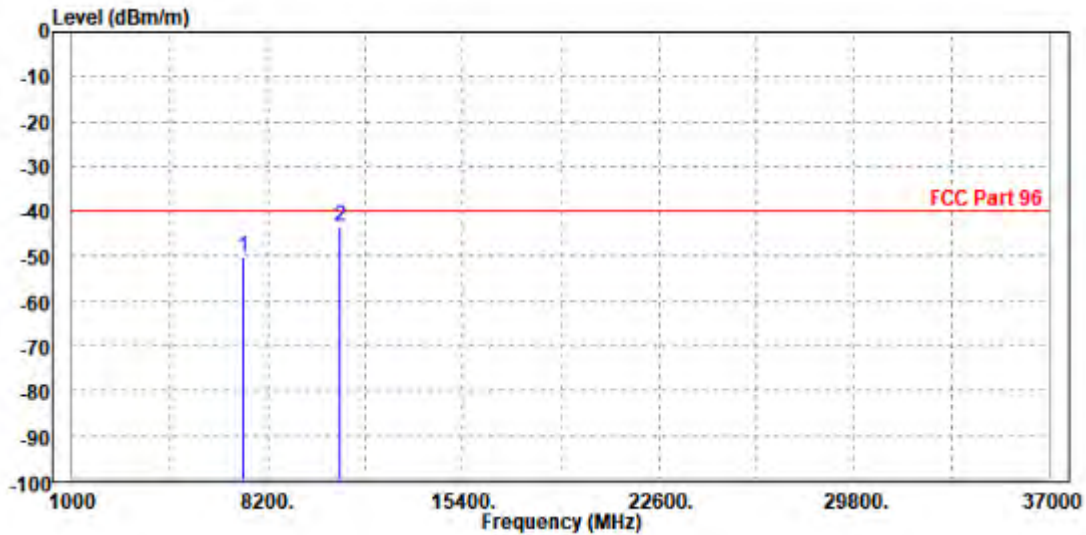
	Freq	Level	Read Level	Limit Line	Over Limit	Factor	Remark	Pol/Phase
	MHz	dBm/m	dBm	dBm/m	dB	dB/m		
1	7250.000	-49.67	-63.73	-40.00	-9.67	14.06	Peak	Horizontal
2	PP10864.000	-43.15	-63.32	-40.00	-3.15	20.17	Peak	Horizontal





MODE	TX channel 641666	FREQUENCY RANGE	Above 1000MHz
ENVIRONMENTAL CONDITIONS	23deg. C, 70%RH	INPUT POWER	AC 120V/60Hz
TESTED BY	Jace Hu		
<b>ANTENNA POLARITY &amp; TEST DISTANCE: VERTICAL AT 3 M</b>			

	Freq	Level	Read Level	Limit Line	Over Limit	Factor	Remark	Pol/Phase
	MHz	dBm/m	dBm	dBm/m	dB	dB/m		
1	7264.000	-50.17	-63.92	-40.00	-10.17	13.75	Peak	Vertical
2	PP10875.000	-43.34	-63.86	-40.00	-3.34	20.52	Peak	Vertical



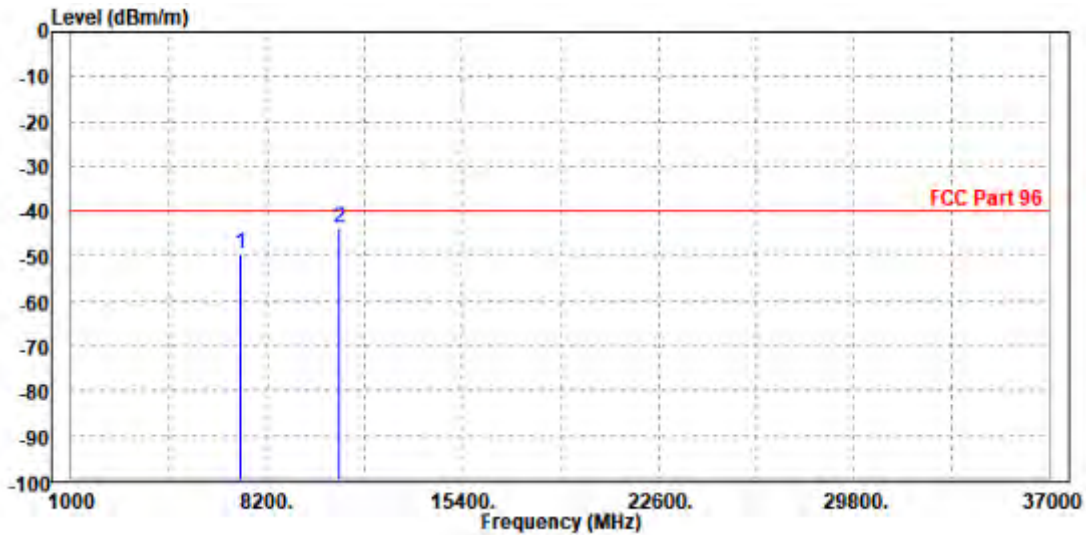




CHANNEL BANDWIDTH: 80MHz / QPSK(30K)

<b>MODE</b>	TX channel 641666	<b>FREQUENCY RANGE</b>	Above 1000MHz
<b>ENVIRONMENTAL CONDITIONS</b>	23deg. C, 70%RH	<b>INPUT POWER</b>	AC 120V/60Hz
<b>TESTED BY</b>	Jace Hu		
<b>ANTENNA POLARITY &amp; TEST DISTANCE: HORIZONTAL AT 3 M</b>			

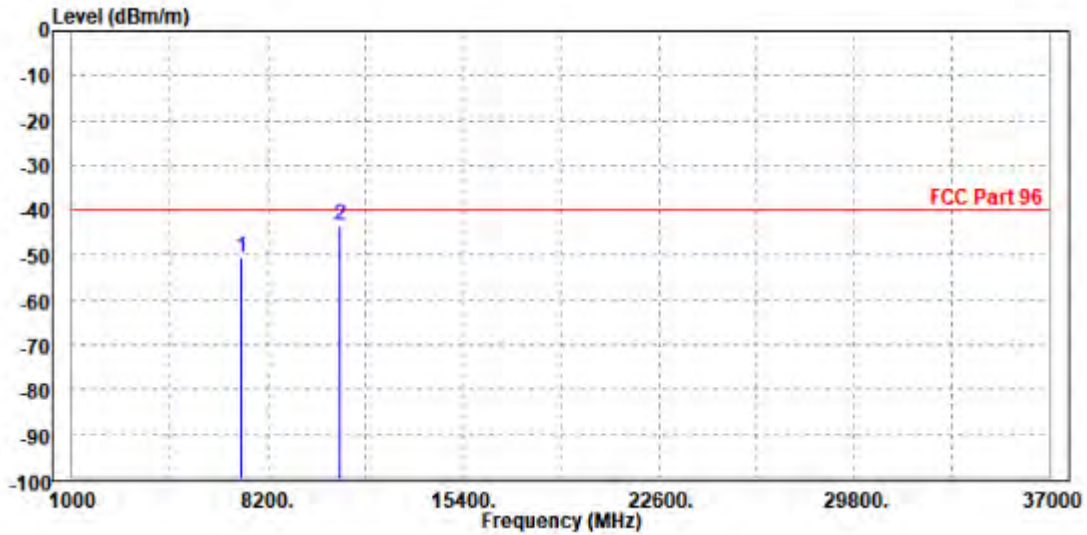
	Freq	Level	Read Level	Limit Line	Over Limit	Factor	Remark	Pol/Phase
	MHz	dBm/m	dBm	dBm/m	dB	dB/m		
1	7250.000	-49.34	-63.40	-40.00	-9.34	14.06	Peak	Horizontal
2	PP10864.000	-43.81	-63.98	-40.00	-3.81	20.17	Peak	Horizontal





<b>MODE</b>	TX channel 641666	<b>FREQUENCY RANGE</b>	Above 1000MHz
<b>ENVIRONMENTAL CONDITIONS</b>	23deg. C, 70%RH	<b>INPUT POWER</b>	AC 120V/60Hz
<b>TESTED BY</b>	Jace Hu		
<b>ANTENNA POLARITY &amp; TEST DISTANCE: VERTICAL AT 3 M</b>			

	Freq	Level	Read Level	Limit Line	Over Limit	Factor	Remark	Pol/Phase
	MHz	dBm/m	dBm	dBm/m	dB	dB/m		
1	7250.000	-50.63	-64.43	-40.00	-10.63	13.80	Peak	Vertical
2	PP10864.000	-43.53	-64.05	-40.00	-3.53	20.52	Peak	Vertical

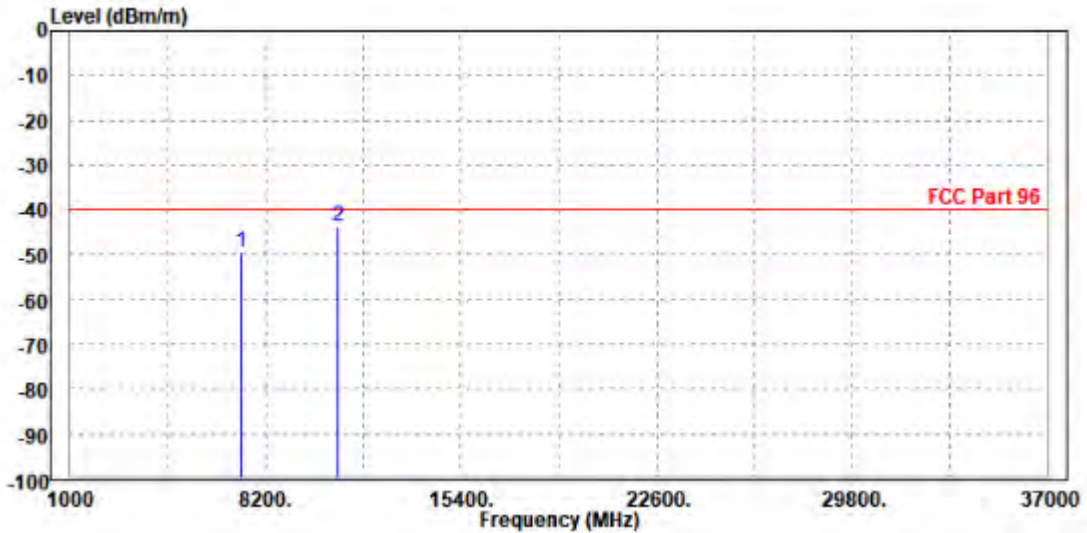




**CHANNEL BANDWIDTH: 90MHz / QPSK(30K)**

<b>MODE</b>	TX channel 641666	<b>FREQUENCY RANGE</b>	Above 1000MHz
<b>ENVIRONMENTAL CONDITIONS</b>	23deg. C, 70%RH	<b>INPUT POWER</b>	AC 120V/60Hz
<b>TESTED BY</b>	Jace Hu		
<b>ANTENNA POLARITY &amp; TEST DISTANCE: HORIZONTAL AT 3 M</b>			

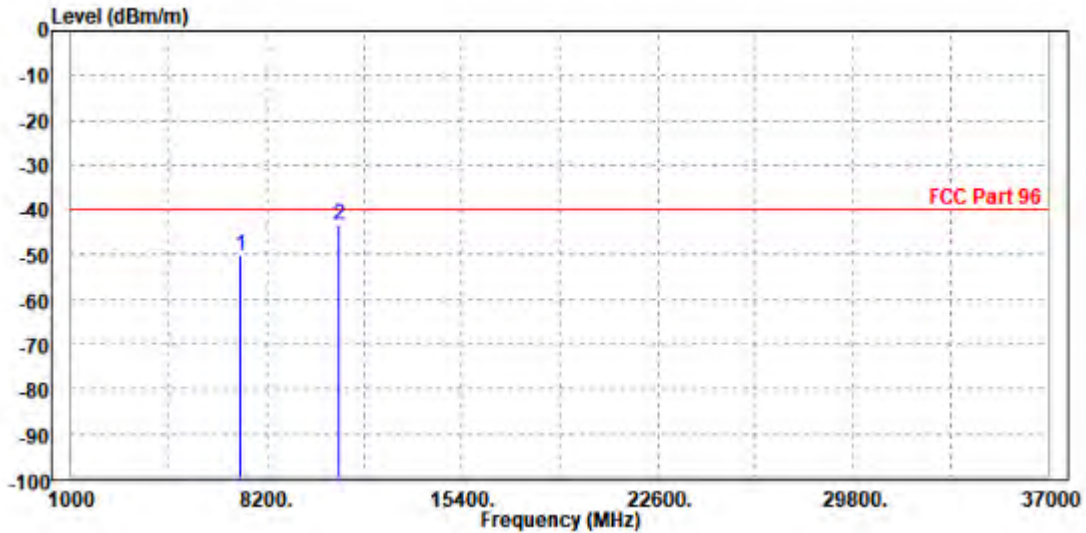
	Freq	Level	Read Level	Limit Line	Over Limit	Factor	Remark	Pol/Phase
	MHz	dBm/m	dBm	dBm/m	dB	dB/m		
1	7264.000	-49.55	-63.62	-40.00	-9.55	14.07	Peak	Horizontal
2	PP10875.000	-43.62	-63.80	-40.00	-3.62	20.18	Peak	Horizontal





<b>MODE</b>	TX channel 641666	<b>FREQUENCY RANGE</b>	Above 1000MHz
<b>ENVIRONMENTAL CONDITIONS</b>	23deg. C, 70%RH	<b>INPUT POWER</b>	AC 120V/60Hz
<b>TESTED BY</b>	Jace Hu		
<b>ANTENNA POLARITY &amp; TEST DISTANCE: VERTICAL AT 3 M</b>			

	Freq	Level	Read Level	Limit Line	Over Limit	Factor	Remark	Pol/Phase
	MHz	dBm/m	dBm	dBm/m	dB	dB/m		
1	7250.000	-50.22	-64.02	-40.00	-10.22	13.80	Peak	Vertical
2	PP10864.000	-43.39	-63.91	-40.00	-3.39	20.52	Peak	Vertical



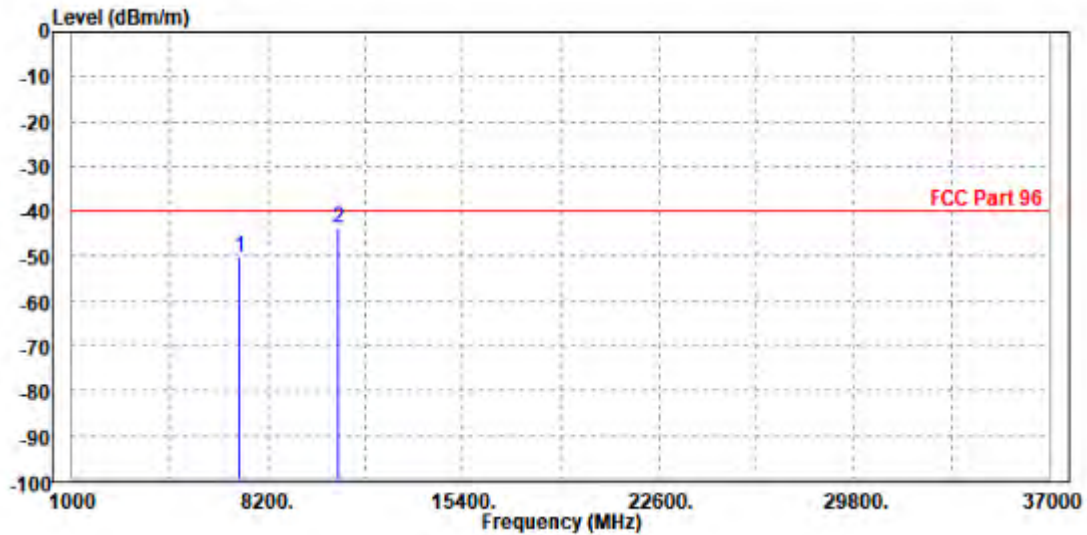


CHANNEL BANDWIDTH: 100MHz / QPSK(30K)

CH640000

<b>MODE</b>	TX channel 640000	<b>FREQUENCY RANGE</b>	Above 1000MHz
<b>ENVIRONMENTAL CONDITIONS</b>	23deg. C, 70%RH	<b>INPUT POWER</b>	AC 120V/60Hz
<b>TESTED BY</b>	Jace Hu		
<b>ANTENNA POLARITY &amp; TEST DISTANCE: HORIZONTAL AT 3 M</b>			

	Freq	Level	Read Level	Limit Line	Over Limit	Factor	Remark	Pol/Phase
	MHz	dBm/m	dBm	dBm/m	dB	dB/m		
1	7192.000	-50.14	-64.13	-40.00	-10.14	13.99	Peak	Horizontal
2	PP10800.000	-43.76	-63.84	-40.00	-3.76	20.08	Peak	Horizontal

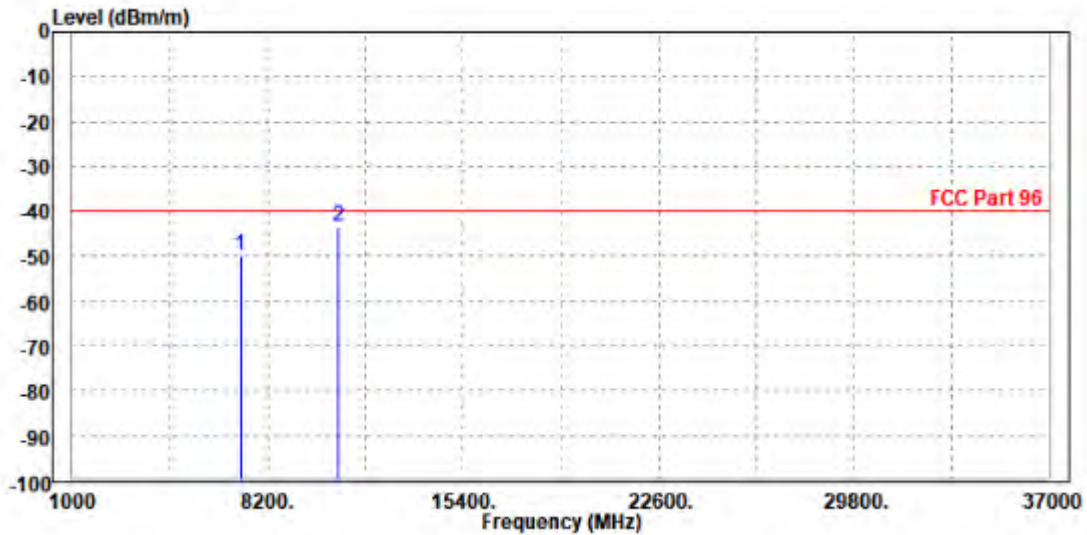






<b>MODE</b>	TX channel 640000	<b>FREQUENCY RANGE</b>	Above 1000MHz
<b>ENVIRONMENTAL CONDITIONS</b>	23deg. C, 70%RH	<b>INPUT POWER</b>	AC 120V/60Hz
<b>TESTED BY</b>	Jace Hu		
<b>ANTENNA POLARITY &amp; TEST DISTANCE: VERTICAL AT 3 M</b>			

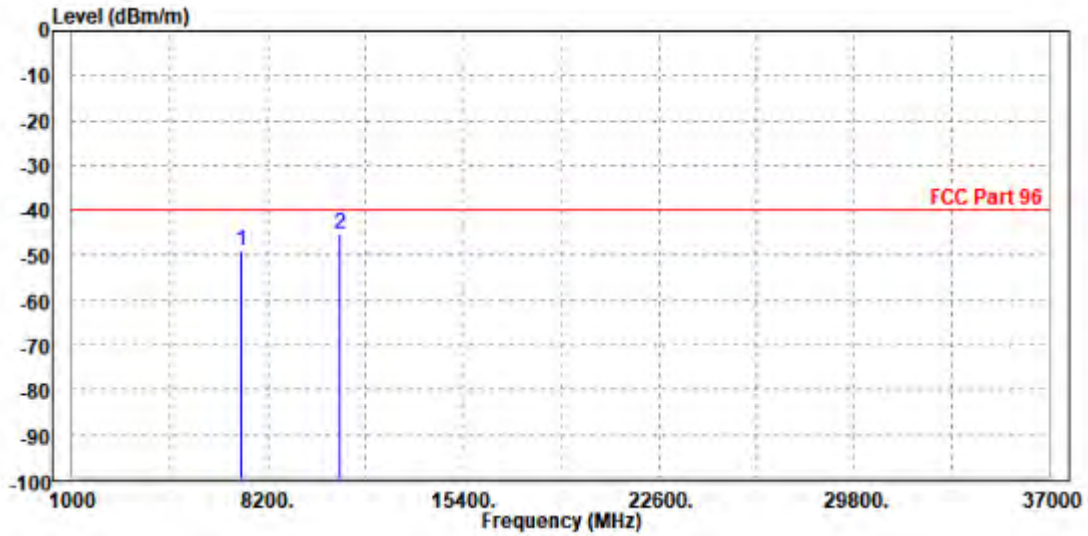
	Freq	Level	Read Level	Limit Line	Over Limit	Factor	Remark	Pol/Phase
	MHz	dBm/m	dBm	dBm/m	dB	dB/m		
1	7200.000	-49.87	-63.82	-40.00	-9.87	13.95	Peak	Vertical
2	PP10792.000	-43.34	-63.87	-40.00	-3.34	20.53	Peak	Vertical





<b>MODE</b>	TX channel 641666	<b>FREQUENCY RANGE</b>	Above 1000MHz
<b>ENVIRONMENTAL CONDITIONS</b>	23deg. C, 70%RH	<b>INPUT POWER</b>	AC 120V/60Hz
<b>TESTED BY</b>	Jace Hu		
<b>ANTENNA POLARITY &amp; TEST DISTANCE: HORIZONTAL AT 3 M</b>			

	Freq	Level	Read Level	Limit Line	Over Limit	Factor	Remark	Pol/Phase
	MHz	dBm/m	dBm	dBm/m	dB	dB/m		
1	7250.000	-48.89	-62.95	-40.00	-8.89	14.06	Peak	Horizontal
2	PP10864.000	-45.25	-65.42	-40.00	-5.25	20.17	Peak	Horizontal

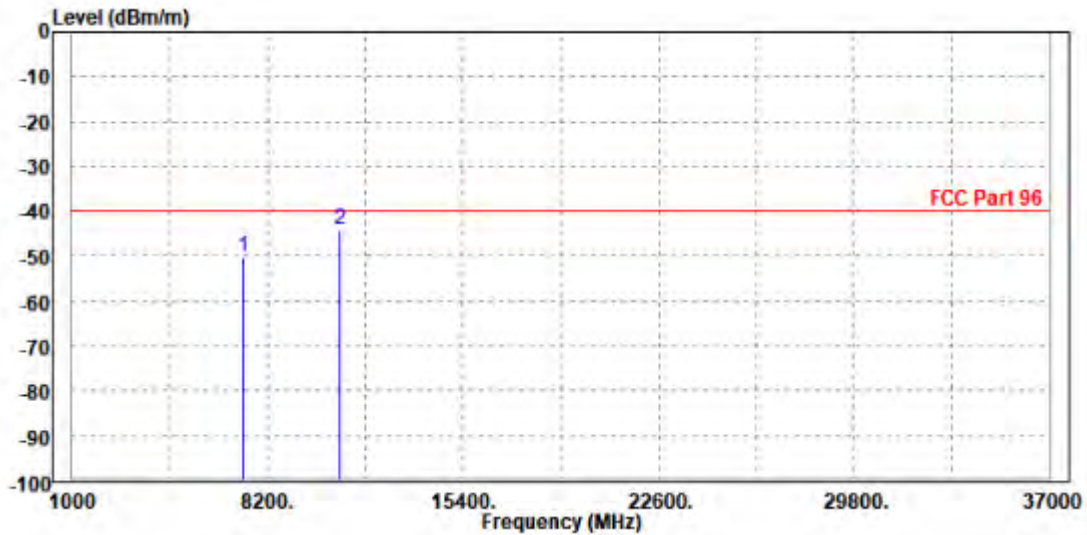






MODE	TX channel 641666	FREQUENCY RANGE	Above 1000MHz
ENVIRONMENTAL CONDITIONS	23deg. C, 70%RH	INPUT POWER	AC 120V/60Hz
TESTED BY	Jace Hu		
ANTENNA POLARITY & TEST DISTANCE: VERTICAL AT 3 M			

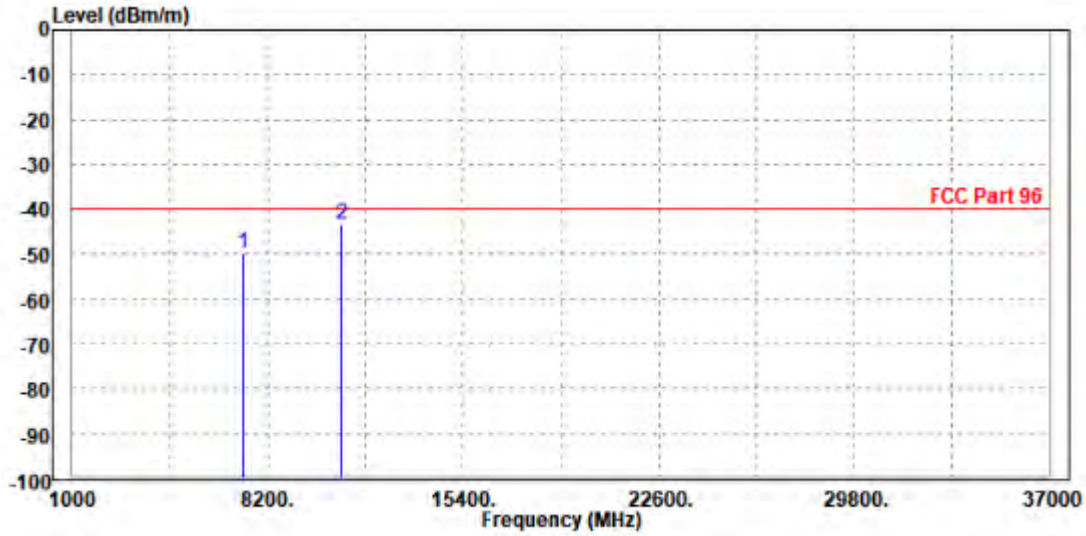
	Freq	Level	Read Level	Limit Line	Over Limit	Factor	Remark	Pol/Phase
	MHz	dBm/m	dBm	dBm/m	dB	dB/m		
1	7264.000	-50.01	-63.76	-40.00	-10.01	13.75	Peak	Vertical
2	PP10864.000	-44.12	-64.64	-40.00	-4.12	20.52	Peak	Vertical





MODE	TX channel 643332	FREQUENCY RANGE	Above 1000MHz
ENVIRONMENTAL CONDITIONS	23deg. C, 70%RH	INPUT POWER	AC 120V/60Hz
TESTED BY	Jace Hu		
ANTENNA POLARITY & TEST DISTANCE: HORIZONTAL AT 3 M			

	Freq	Level	Read Level	Limit Line	Over Limit	Factor	Remark	Pol/Phase
	MHz	dBm/m	dBm	dBm/m	dB	dB/m		
1	7300.000	-49.69	-63.80	-40.00	-9.69	14.11	Peak	Horizontal
2	PP10936.000	-43.47	-63.74	-40.00	-3.47	20.27	Peak	Horizontal





MODE	TX channel 643332	FREQUENCY RANGE	Above 1000MHz
ENVIRONMENTAL CONDITIONS	23deg. C, 70%RH	INPUT POWER	AC 120V/60Hz
TESTED BY	Jace Hu		
<b>ANTENNA POLARITY &amp; TEST DISTANCE: VERTICAL AT 3 M</b>			

	Freq	Level	Read Level	Limit Line	Over Limit	Factor	Remark	Pol/Phase
	MHz	dBm/m	dBm	dBm/m	dB	dB/m		
1	7300.000	-49.55	-63.19	-40.00	-9.55	13.64	Peak	Vertical
2	PP10950.000	-43.46	-63.97	-40.00	-3.46	20.51	Peak	Vertical

