

RF TEST REPORT

Applicant	Xiaomi Communications Co., Ltd.
FCC ID	2AFZZPCA6G
Product	Mobile Phone
Brand	POCO
Model	2312FPCA6G
Report No.	R2309A0988-R1
Issue Date	October 26, 2023

TA Technology (Shanghai) Co., Ltd. tested the above equipment in accordance with the requirements in **FCC CFR47 Part 2 (2022)/ FCC CFR 47 Part 22H (2022)**. The test results show that the equipment tested is capable of demonstrating compliance with the requirements as documented in this report.

Prepared by: Xu Ying

Approved by: Xu Kai

TA Technology (Shanghai) Co., Ltd.

Building 3, No.145, Jintang Rd, Pudong Shanghai, P.R.China

TEL: +86-021-50791141/2/3

FAX: +86-021-50791141/2/3-8000

TABLE OF CONTENT

1. Test Laboratory	4
1.1. Notes of the Test Report	4
1.2. Test Facility	4
1.3. Testing Location	4
2. General Description of Equipment Under Test	5
2.1. Applicant and Manufacturer Information	5
2.2. General Information	5
3. Applied Standards	7
4. Test Configuration	8
5. Test Case	10
5.1. RF Power Output and Effective Radiated Power	10
5.2. Occupied Bandwidth	11
5.3. Band Edge Compliance	12
5.4. Peak-to-Average Power Ratio (PAPR)	13
5.5. Frequency Stability	14
5.6. Spurious Emissions at Antenna Terminals	16
5.7. Radiated Spurious Emission	17
6. Test Result	20
6.1. RF Power Output and Effective Radiated Power	20
6.2. Occupied Bandwidth	50
6.3. Band Edge Compliance	69
6.4. Peak-to-Average Power Ratio (PAPR)	89
6.5. Frequency Stability	92
6.6. Spurious Emissions at Antenna Terminals	97
6.7. Radiated Spurious Emission	104
7. Main Test Instruments	112
ANNEX A: The EUT Appearance	113
ANNEX B: Test Setup Photos	114
ANNEX C: Product Change Description	115

Summary of Measurement Results

No.	Test Case	Clause in FCC rules	Verdict
1	RF Power Output and Effective Radiated Power	2.1046 22.913(a)(5)	PASS
2	Occupied Bandwidth	2.1049	PASS
3	Band Edge Compliance	2.1051 / 22.917(a)	PASS
4	Peak-to-Average Power Ratio	22.913(d) KDB 971168 D01(5.7)	PASS
5	Frequency Stability	2.1055 / 22.355	PASS
6	Spurious Emissions at Antenna Terminals	2.1051 / 22.917(a)	PASS
7	Radiated Spurious Emission	2.1053 / 22.917 (a)	PASS
Date of Testing: September 23, 2023 ~ October 12, 2023			
Date of Sample Received: September 20, 2023			
Note: PASS: The EUT complies with the essential requirements in the standard. FAIL: The EUT does not comply with the essential requirements in the standard. All indications of Pass/Fail in this report are opinions expressed by TA Technology (Shanghai) Co., Ltd. based on interpretations and/or observations of test results. Measurement Uncertainties were not taken into account and are published for informational purposes only.			

2312FPCA6G (Report No.: R2309A0988-R1) is a variant model of 23117RA68G (Report No.: R2309A0986-R1).

The difference between the two models is shown in the table below:

Item	Original	Variant
Brand	Redmi	POCO
Model	23117RA68G	2312FPCA6G
Camera(back) Spec	200M+OIS+8M uw	64M+OIS+8M uw
Battery cover material (the thickness are same)	Glass (thickness: 0.68mm)	PC+PMMA (thickness: 0.71mm)
Others	The same	

There is no test for variant in this report. Test values all duplicated from original report. The detailed product change description please refers to the *Difference Declaration Letter*.

1. Test Laboratory

1.1. Notes of the Test Report

This report shall not be reproduced in full or partial, without the written approval of **TA Technology (Shanghai) Co., Ltd.** The results documented in this report apply only to the tested sample, under the conditions and modes of operation as described herein. Measurement Uncertainties were not taken into account and are published for informational purposes only. This report is written to support regulatory compliance of the applicable standards stated above.

1.2. Test Facility

FCC (Designation number: CN1179, Test Firm Registration Number: 446626)

TA Technology (Shanghai) Co., Ltd. has been listed on the US Federal Communications Commission list of test facilities recognized to perform measurements.

A2LA (Certificate Number: 3857.01)

TA Technology (Shanghai) Co., Ltd. has been listed by American Association for Laboratory Accreditation to perform measurement.

1.3. Testing Location

Company: TA Technology (Shanghai) Co., Ltd.
Address: Building 3, No.145, Jintang Rd, Pudong Shanghai, P.R.China
City: Shanghai
Post code: 201201
Country: P. R. China
Contact: Xu Kai
Telephone: +86-021-50791141/2/3
Fax: +86-021-50791141/2/3-8000
Website: <http://www.ta-shanghai.com>
E-mail: xukai@ta-shanghai.com

2. General Description of Equipment Under Test

2.1. Applicant and Manufacturer Information

Applicant	Xiaomi Communications Co., Ltd.
Applicant address	#019, 9th Floor, Building 6, 33 Xi'erqi Middle Road, Haidian District, Beijing, China, 100085
Manufacturer	Xiaomi Communications Co., Ltd.
Manufacturer address	#019, 9th Floor, Building 6, 33 Xi'erqi Middle Road, Haidian District, Beijing, China, 100085

2.2. General Information

EUT Description			
Model	2312FPCA6G		
IMEI	Original	Conducted	IMEI 1: 863357060106127 IMEI 2: 863357060106135
		Radiated	IMEI 1: 863357060105624 IMEI 2: 863357060105632
	Variant	Radiated	IMEI 1: 867584060055626 IMEI 2: 867584060055634
Hardware Version	135100N6M0A01		
Software Version	MIUI 14		
Antenna Type	PIFA Antenna		
Antenna Gain	GSM 850; WCDMA Band V; LTE Band 5	Low Antenna	-5.90 dBi
		Upper Antenna	-8.20 dBi
	LTE Band 26	Low Antenna	-5.60 dBi
		Upper Antenna	-2.29 dBi
Test Mode(s)	GSM 850; WCDMA Band V; LTE Band 5/26;		
Test Modulation	(GSM/GPRS)GMSK, (EGPRS) GMSK/ 8PSK; (WCDMA) BPSK, QPSK, 16QAM; (LTE) QPSK, 16QAM, 64QAM;		
GPRS Multislot Class	12		
EGPRS Multislot Class	12		
HSDPA UE Category	24		
HSUPA UE Category	7		
LTE Category	13		
Maximum E.R.P.	GSM 850	24.27 dBm	
	WCDMA Band V	16.73 dBm	
	LTE Band 5	17.07 dBm	
	LTE Band 26	17.41 dBm	
Rated Power Supply Voltage	3.89V		

Operating Voltage	Minimum: 3.60V Maximum: 4.48V		
Operating Temperature	Lowest: 0°C Highest: +40°C		
Testing Temperature	Lowest: -30°C Highest: +50°C		
Operating Frequency Range(s)	Band	Tx (MHz)	Rx (MHz)
	GSM850	824 ~ 849	869 ~ 894
	WCDMA Band V	824 ~ 849	869 ~ 894
	LTE Band 5	824 ~ 849	869 ~ 894
	LTE Band 26	824 ~ 849	869 ~ 894
Note: 1. The EUT is sent from the applicant to TA and the information of the EUT is declared by the applicant.			

3. Applied Standards

According to the specifications of the manufacturer, it must comply with the requirements of the following standards:

Test standards:

FCC CFR 47 Part 22H (2022)

FCC CFR47 Part 2 (2022)

Reference standard:

ANSI C63.26-2015

KDB 971168 D01 Power Meas License Digital Systems v03r01

4. Test Configuration

There is more than one SIM card slot, each one should be applied throughout the compliance test respectively, and however, only the worst case (SIM 1) will be recorded in this report.

Radiated measurements are performed by rotating the EUT in three different orthogonal test planes. EUT stand-up position (Z axis), lie-down position (X, Y axis). Receiver antenna polarization (horizontal and vertical), the worst emission was found in position (Low Antenna: X axis, vertical polarization for GSM/WCDMA and Y axis, horizontal polarization for LTE; Upper Antenna: Y axis, horizontal polarization for GSM/WCDMA and X axis, vertical polarization for LTE) and the worst case was recorded.

All mode and data rates and positions and RB size and modulations were investigated. Subsequently, only the worst case emissions are reported.

The following testing in GSM/WCDMA/LTE is set based on the maximum RF Output Power.

Test modes are chosen to be reported as the worst case configuration below:

Test items	Modes/Modulation	
	GSM 850	WCDMA Band V
RF Power Output and Effective Radiated power	GSM GPRS EGPRS	RMC HSDPA/HSUPA DC-HSDPA/HSPA+
Occupied Bandwidth	GSM GPRS(1Tx slot) EGPRS(1Tx slot)	RMC
Band Edge Compliance	GSM GPRS(1Tx slot) EGPRS(1Tx slot)	RMC
Peak-to-Average Power Ratio	GSM GPRS(1Tx slot) EGPRS(1Tx slot)	RMC
Frequency Stability	GSM GPRS(1Tx slot) EGPRS(1Tx slot)	RMC
Spurious Emissions at Antenna Terminals	GSM	RMC
Radiated Spurious Emission	GSM	RMC

Test modes are chosen as the worst case configuration below for LTE Band 5/26

Test items	Modes	Bandwidth (MHz)					Modulation		RB			Test Channel		
		1.4	3	5	10	15	QPSK	16QAM/ 64QAM	1	50%	100%	L	M	H
RF power output and Effective Radiated power	LTE 5	O	O	O	O	-	O	O	O	O	O	O	O	O
	LTE 26	O	O	O	O	O	O	O	O	O	O	O	O	O
Occupied Bandwidth	LTE 5	O	O	O	O	-	O	O	-	-	O	O	O	O
	LTE 26	O	O	O	O	O	O	O	-	-	O	O	O	O
Band Edge Compliance	LTE 5	O	O	O	O	-	O	O	O	-	O	O	-	O
	LTE 26	O	O	O	O	O	O	O	O	-	O	O	-	O
Peak-to-Average Power Ratio	LTE 5	O	O	O	O	-	O	O	-	-	O	O	O	O
	LTE 26	O	O	O	O	O	O	O	-	-	O	O	O	O
Frequency Stability	LTE 5	O	O	O	O	-	O	O	O	-	-	-	O	-
	LTE 26	O	O	O	O	O	O	O	O	-	-	-	O	-
Spurious Emissions at Antenna Terminals	LTE 5	O	O	O	O	-	O	-	O	-	-	O	O	O
	LTE 26	O	O	O	O	O	O	-	O	-	-	O	O	O
Radiated Spurious Emission	LTE 5	O	-	O	O	-	O	-	O	-	-	-	O	-
	LTE 26	O	-	O	-	O	O	-	O	-	-	-	O	-
Note	1. The mark "O" means that this configuration is chosen for testing. 2. The mark "-" means that this configuration is not testing.													

5. Test Case

5.1. RF Power Output and Effective Radiated Power

Ambient Condition

Temperature	Relative humidity	Pressure
23°C ~25°C	45%~50%	101.5kPa

Methods of Measurement

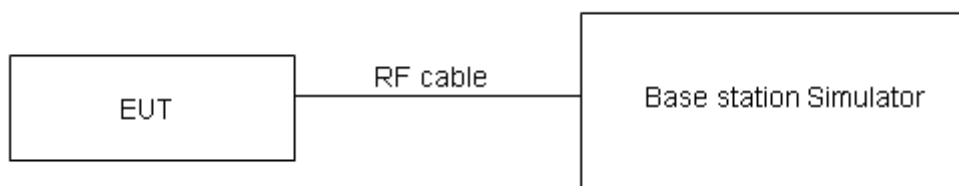
During the process of the testing, The EUT was connected to the Base Station Simulator with a known loss. The EUT is controlled by the Base Station Simulator test set to ensure max power transmission with proper modulation.

ERP can then be calculated as follows:

$EIRP \text{ (dBm)} = \text{Output Power (dBm)} + \text{Antenna Gain (dBi)}$

$EIRP \text{ (dBm)} = ERP \text{ (dBm)} + 2.15 \text{ (dB)}$.

Test Setup



Limits

No specific RF power output requirements in part 2.1046.

Rule Part 22.913(a)(5) specifies that "Mobile/portable stations are limited to 7 watts ERP".

Limit	$\leq 7 \text{ W}$ (38.45 dBm)
-------	--------------------------------

Measurement Uncertainty

The assessed measurement uncertainty to ensure 95% confidence level for the normal distribution is with the coverage factor $k = 2$, $U = 0.4 \text{ dB}$ for RF power output, $k = 2$, $U = 1.19 \text{ dB}$ for ERP.

Test Results

Refer to the section 6.1 of this report for test data.

5.2. Occupied Bandwidth

Ambient Condition

Temperature	Relative humidity	Pressure
23°C ~25°C	45%~50%	101.5kPa

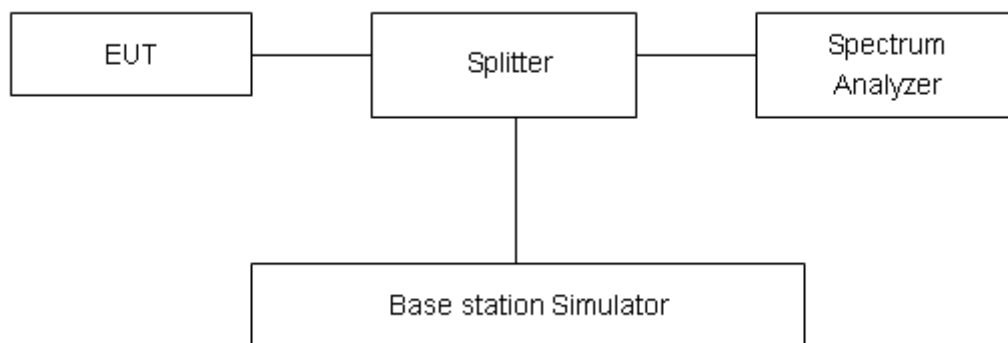
Method of Measurement

The EUT was connected to Spectrum Analyzer and Base Station Simulator via power Splitter. The occupied bandwidth is measured using spectrum analyzer.

RBW is set to $\geq 1\%$ EBW, VBW is set to 3x RBW.

99% power and -26dBc occupied bandwidths are recorded. Spectrum analyzer plots are included on the following pages.

Test Setup



Limits

No specific occupied bandwidth requirements in part 2.1049.

Measurement Uncertainty

The assessed measurement uncertainty to ensure 95% confidence level for the normal distribution is with the coverage factor $k = 2$, $U = 624\text{Hz}$.

Test Results

Refer to the section 6.2 of this report for test data.

5.3. Band Edge Compliance

Ambient Condition

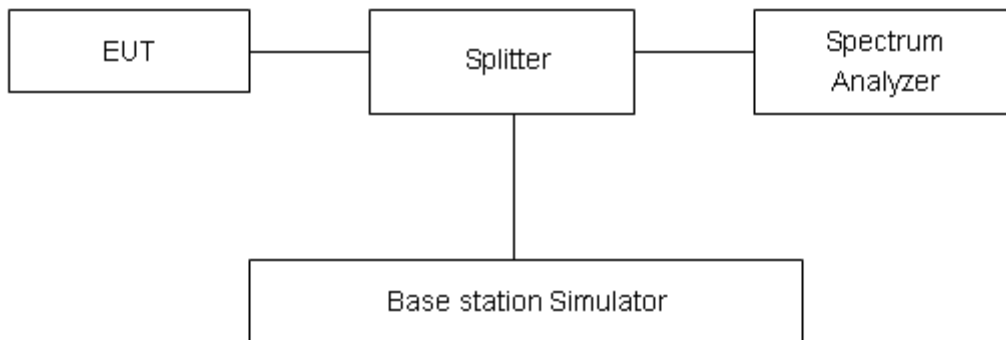
Temperature	Relative humidity	Pressure
23°C ~25°C	45%~50%	101.5kPa

Method of Measurement

The EUT was connected to Spectrum Analyzer and Base Station Simulator via power Splitter. The band edge of the lowest and highest channels were measured. The average detector is used. RBW is set to $\geq 1\%EBW$, VBW is set to 3x RBW.

Spectrum analyzer plots are included on the following pages.

Test Setup



Limits

Rule Part 22.917(a) specifies that “The power of any emission outside of the authorized operating frequency ranges must be attenuated below the transmitting power (P) by a factor of at least 43 + 10 log(P) dB.”

Limit	-13 dBm
-------	---------

Measurement Uncertainty

The assessed measurement uncertainty to ensure 95% confidence level for the normal distribution is with the coverage factor $k = 1.96$, $U=0.684dB$.

Test Results

Refer to the section 6.3 of this report for test data.

5.4. Peak-to-Average Power Ratio (PAPR)

Ambient Condition

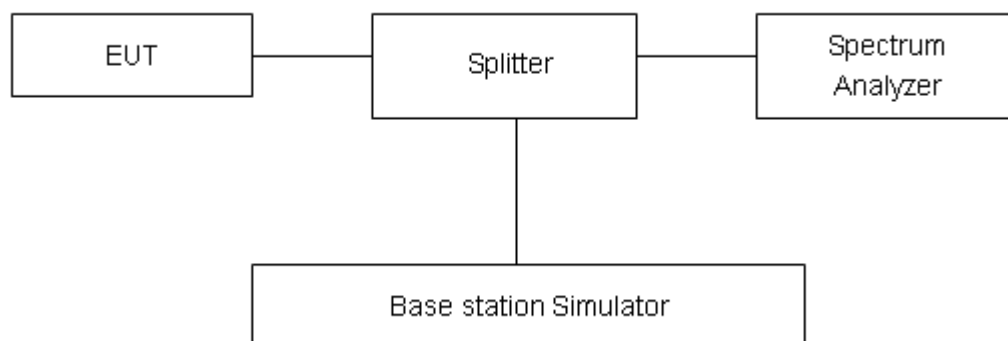
Temperature	Relative humidity	Pressure
23°C ~25°C	45%~50%	101.5kPa

Methods of Measurement

Measure the total peak power and record as P_{Pk} . And measure the total average power and record as P_{Avg} . Both the peak and average power levels must be expressed in the same logarithmic units (e.g., dBm). Determine the PAPR from:

$$PAPR (dB) = P_{Pk} (dBm) - P_{Avg} (dBm).$$

Test Setup



Limits

According to the Sec. 22.913(d), The peak-to-average ratio (PAR) of the transmission must not exceed 13 dB.

Measurement Uncertainty

The assessed measurement uncertainty to ensure 95% confidence level for the normal distribution is with the coverage factor $k = 2$, $U = 0.4$ dB.

Test Results

Refer to the section 6.4 of this report for test data.

5.5. Frequency Stability

Ambient Condition

Temperature	Relative humidity	Pressure
23°C ~25°C	45%~50%	101.5kPa

Method of Measurement

Frequency Stability (Temperature Variation)

The temperature inside the climate chamber is varied from -30°C to +50°C in 10°C step size,

(1) With all power removed, the temperature was decreased to 0°C and permitted to stabilize for three hours.

(2) Measure the carrier frequency with the test equipment in a “call mode”. These measurements should be made within 1 minute of powering up the mobile station, to prevent significant self warming.

(3) Repeat the above measurements at 10°C increments from -30°C to +50°C. Allow at least 1.5 hours at each temperature, un-powered, before making measurements.

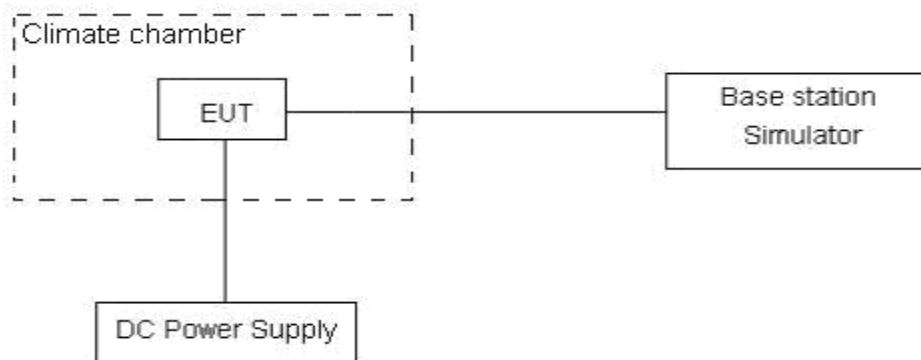
Frequency Stability (Voltage Variation)

The frequency stability shall be measured with variation of primary supply voltage as follows:

Primary Supply Voltage: The primary supply voltage is varied from 85% to 115% of the nominal value for non hand-carried battery and AC powered equipment. For hand-carried, battery-powered equipment, primary supply voltage is reduced to the battery operating end point which shall be specified by the manufacturer.

This transceiver is specified to operate with an input voltage of between 3.6 V and 4.48 V, with a nominal voltage of 3.89V.

Test Setup



Limits

According to the Sec. 22.355, the frequency stability of the carrier shall be accurate to within 2.5 ppm of the received frequency for mobile stations.

Limits	≤ 2.5 ppm
--------	-----------

Measurement Uncertainty

The assessed measurement uncertainty to ensure 99.75% confidence level for the normal distribution is with the coverage factor $k = 3$, $U = 0.01\text{ppm}$.

Test Results

Refer to the section 6.5 of this report for test data.

5.6. Spurious Emissions at Antenna Terminals

Ambient Condition

Temperature	Relative humidity	Pressure
23°C ~25°C	45%~50%	101.5kPa

Method of Measurement

The EUT was connected to Spectrum Analyzer and Base Station Simulator via power Splitter. The measurement is carried out using a spectrum analyzer. The spectrum analyzer scans from 9kHz to the 10th harmonic of the carrier.

The peak detector is used.

RBW is set to 1 kHz (0.009MHz~ 0.15 MHz),

RBW is set to 10 kHz (0.15 MHz~ 30 MHz)

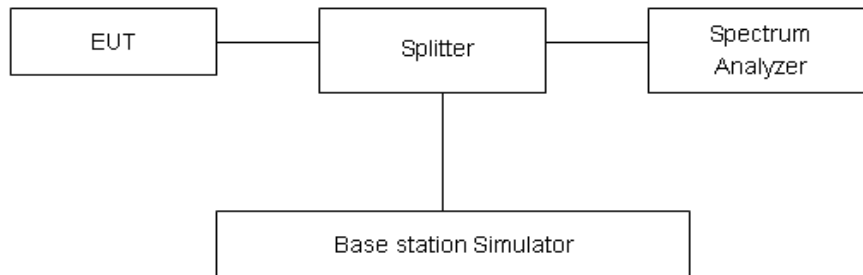
RBW is set to 100 kHz (30MHz~1000 MHz)

RBW is set to 1000 kHz (above 1000MHz)

Sweep is set to AUTO.

The modulation mode and RB allocation refer to section 5.1, using the maximum output power configuration.

Test Setup



Limits

Rule Part 22.917(a) specifies that “The power of any emission outside of the authorized operating frequency ranges must be attenuated below the transmitting power (P) by a factor of at least $43 + 10 \log (P)$ dB.”

Limit	-13 dBm

Measurement Uncertainty

The assessed measurement uncertainty to ensure 99.75% confidence level for the normal distribution is with the coverage factor $k = 1.96$.

Frequency	Uncertainty
9kHz-1GHz	0.684 dB
1GHz-20GHz	1.407 dB

Test Results

Refer to the section 6.6 of this report for test data.

5.7. Radiated Spurious Emission

Ambient Condition

Temperature	Relative humidity	Pressure
23°C ~25°C	45%~50%	101.5kPa

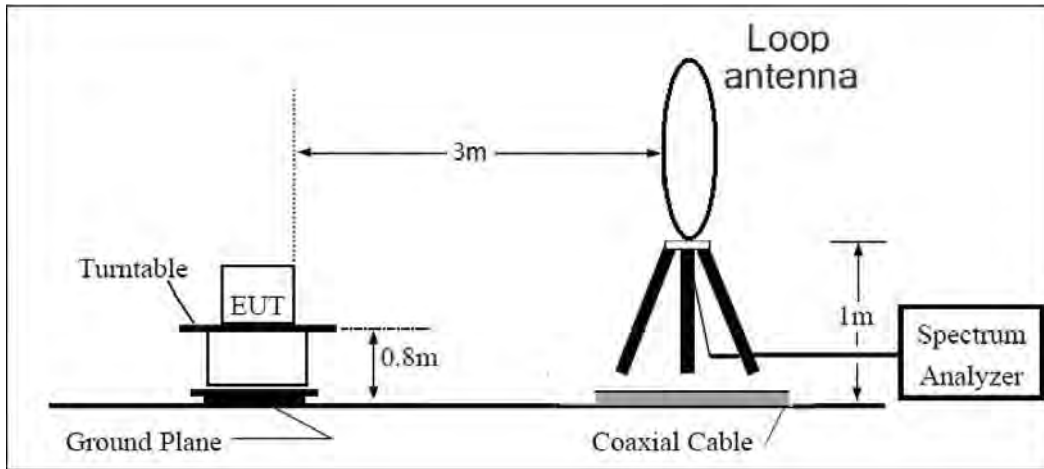
Method of Measurement

1. The testing follows FCC KDB 971168 v03r01 Section 5.8 and ANSI C63.26-2015.
2. Below 1GHz: The EUT is placed on a turntable 0.8 meters above the ground in the chamber, 3 meter away from the antenna. The maximal emission value is acquired by adjusting the antenna height, polarisation and turntable azimuth. Normally, the height range of antenna is 1 m to 4 m, the azimuth range of turntable is 0° to 360°, and the receive antenna has two polarizations Vertical (V) and Horizontal (H). Above 1GHz: (Note: the FCC's permission to use 1.5m as an alternative per TCBC Conf call of Dec. 2, 2014.) The EUT is placed on a turntable 1.5 meters above the ground in the chamber, 3 meter away from the antenna. The maximal emission value is acquired by adjusting the antenna height, polarisation and turntable azimuth. Normally, the height range of antenna is 1 m to 4 m, the azimuth range of turntable is 0° to 360°, and the receive antenna has two polarizations Vertical (V) and Horizontal (H).
3. A loop antenna, A log-periodic antenna or horn antenna shall be substituted in place of the EUT. The log-periodic antenna will be driven by a signal generator and the level will be adjusted till the same power value on the spectrum analyzer or receiver. The level of the spurious emissions can be calculated through the level of the signal generator, cable loss, the gain of the substitution antenna and the reading of the spectrum analyzer or receiver.
4. The EUT is then put into continuously transmitting mode at its maximum power level during the test. Set Test Receiver or Spectrum RBW=100kHz, VBW=300kHz, and the maximum value of the receiver should be recorded as (Pr).
5. The EUT shall be replaced by a substitution antenna. In the chamber, an substitution antenna for the frequency band of interest is placed at the reference point of the chamber. An RF Signal source for the frequency band of interest is connected to the substitution antenna with a cable that has been constructed to not interfere with the radiation pattern of the antenna. A power (PMea) is applied to the input of the substitution antenna, and adjust the level of the signal generator output until the value of the receiver reach the previously recorded (Pr). The power of signal source (PMea) is recorded. The test should be performed by rotating the test item and adjusting the receiving antenna polarization.
6. A amplifier should be connected to the Signal Source output port. And the cable should be connect between the Amplifier and the Substitution Antenna. The cable loss (Pcl) ,the Substitution Antenna Gain (Ga) and the Amplifier Gain (PAg) should be recorded after test.
7. The measurement results are obtained as described below:
 Power (EIRP) = PMea - PAg - Pcl + Ga
 The measurement results are amend as described below:
 Power (EIRP) = PMea - Pcl + Ga
8. This value is EIRP since the measurement is calibrated using an antenna of known gain (2.15 dB) and known input power. ERP can be calculated from EIRP by subtracting the gain of the dipole, ERP = EIRP-2.15dB.

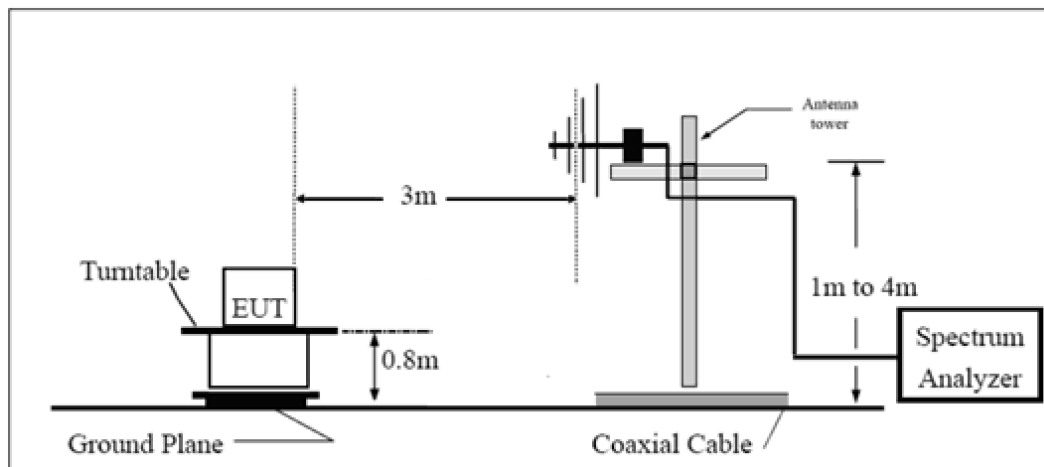
The modulation mode and RB allocation refer to section 5.1, using the maximum output power configuration.

Test Setup

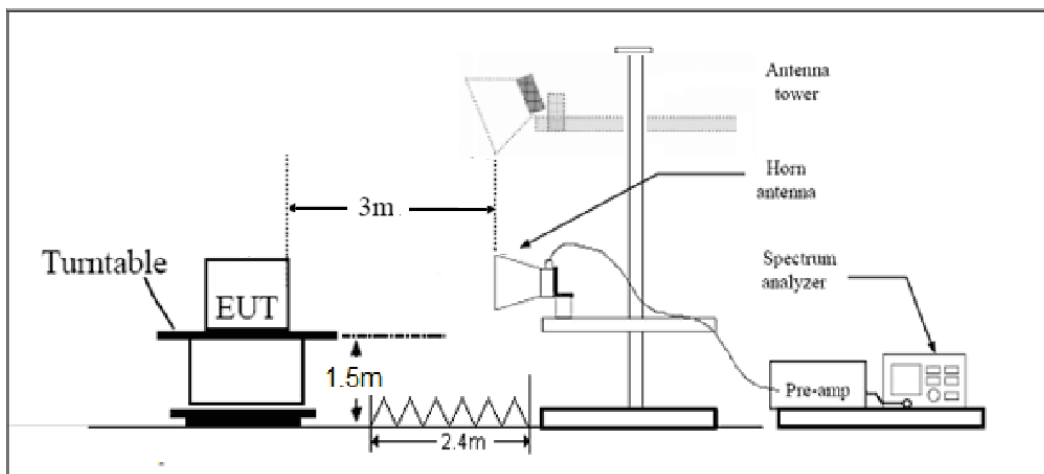
9KHz~ 30MHz



30MHz~ 1GHz



Above 1GHz



Note: Area side: 2.4mX3.6m

Limits

Rule Part 22.917(a) specifies that “The power of any emission outside of the authorized operating frequency ranges must be attenuated below the transmitting power (P) by a factor of at least $43 + 10 \log (P)$ Db.”

Limit	-13 dBm
-------	---------

Measurement Uncertainty

The assessed measurement uncertainty to ensure 95% confidence level for the normal distribution is with the coverage factor $k = 1.96$, $U = 3.55$ Db.

Test Results

Refer to the section 6.7 of this report for test data.

6. Test Result

6.1. RF Power Output and Effective Radiated Power

Low Antenna

GSM 850		Burst-conducted power			ERP (dBm)		
		Channel/ Frequency (MHz)			Channel/ Frequency (MHz)		
		128/824.2	190/836.6	251/848.8	128/824.2	190/836.6	251/848.8
GSM	CS	32.26	32.30	32.32	24.21	24.25	24.27
GPRS(GMSK)	1 Tx Slot	32.27	32.29	32.32	24.22	24.24	24.27
	2 Tx Slots	30.37	30.35	30.37	22.32	22.30	22.32
	3 Tx Slots	28.45	28.41	28.45	20.40	20.36	20.40
	4 Tx Slots	27.34	27.32	27.32	19.29	19.27	19.27
EGPRS (8PSK)	1 Tx Slot	27.14	27.15	27.13	19.09	19.10	19.08
	2 Tx Slots	23.93	23.97	23.96	15.88	15.92	15.91
	3 Tx Slots	21.75	21.80	21.76	13.7	13.75	13.71
	4 Tx Slots	20.56	20.62	20.56	12.51	12.57	12.51

WCDMA Band V		Conducted Power (dBm)			ERP (dBm)		
		Channel/ Frequency (MHz)			Channel/ Frequency (MHz)		
		4132/826.4	4183/836.6	4233/846.6	4132/826.4	4183/836.6	4233/846.6
RMC	12.2k	24.78	24.72	24.71	16.73	16.67	16.66
HSDPA	Subtest 1	24.20	24.14	24.13	16.15	16.09	16.08
	Subtest 2	24.19	24.13	24.12	16.14	16.08	16.07
	Subtest 3	23.68	23.62	23.61	15.63	15.57	15.56
	Subtest 4	23.67	23.61	23.60	15.62	15.56	15.55
HSUPA	Subtest 1	23.16	23.10	23.09	15.11	15.05	15.04
	Subtest 2	21.15	21.09	21.08	13.10	13.04	13.03
	Subtest 3	22.13	22.08	22.07	14.08	14.03	14.02
	Subtest 4	21.12	21.07	21.06	13.07	13.02	13.01
	Subtest 5	24.61	24.56	24.55	16.56	16.51	16.50
DC-HSDPA	Subtest 1	24.12	24.08	24.05	16.07	16.03	16.00
	Subtest 2	24.11	24.07	24.04	16.06	16.02	15.99
	Subtest 3	23.69	23.56	23.55	15.64	15.51	15.50
	Subtest 4	23.68	23.55	23.54	15.63	15.50	15.49
HSPA+	16QAM	22.27	22.23	22.22	14.22	14.18	14.17

LTE Band 5						
Bandwidth (MHz)	UL Channel	RB Size	RB Position	Modulation	Power (dBm)	ERP (dBm)
1.4	20407	1	#0	QPSK	24.96	16.91
1.4	20407	1	#Mid	QPSK	25.04	16.99
1.4	20407	1	#Max	QPSK	24.98	16.93
1.4	20407	3	#0	QPSK	24.98	16.93
1.4	20407	3	#Mid	QPSK	24.99	16.94
1.4	20407	3	#Max	QPSK	24.99	16.94
1.4	20407	6	#0	QPSK	24.05	16.00
1.4	20407	1	#0	16QAM	23.88	15.83
1.4	20407	1	#Mid	16QAM	23.99	15.94
1.4	20407	1	#Max	16QAM	23.90	15.85
1.4	20407	3	#0	16QAM	24.09	16.04
1.4	20407	3	#Mid	16QAM	24.09	16.04
1.4	20407	3	#Max	16QAM	24.12	16.07
1.4	20407	6	#0	16QAM	23.07	15.02
1.4	20525	1	#0	QPSK	24.83	16.78
1.4	20525	1	#Mid	QPSK	24.88	16.83
1.4	20525	1	#Max	QPSK	24.80	16.75
1.4	20525	3	#0	QPSK	24.87	16.82
1.4	20525	3	#Mid	QPSK	24.88	16.83
1.4	20525	3	#Max	QPSK	24.84	16.79
1.4	20525	6	#0	QPSK	23.98	15.93
1.4	20525	1	#0	16QAM	23.96	15.91
1.4	20525	1	#Mid	16QAM	24.00	15.95
1.4	20525	1	#Max	16QAM	23.96	15.91
1.4	20525	3	#0	16QAM	23.86	15.81
1.4	20525	3	#Mid	16QAM	23.88	15.83
1.4	20525	3	#Max	16QAM	23.86	15.81
1.4	20525	6	#0	16QAM	22.91	14.86
1.4	20643	1	#0	QPSK	24.86	16.81
1.4	20643	1	#Mid	QPSK	24.90	16.85
1.4	20643	1	#Max	QPSK	24.84	16.79
1.4	20643	3	#0	QPSK	24.85	16.80
1.4	20643	3	#Mid	QPSK	24.88	16.83
1.4	20643	3	#Max	QPSK	24.82	16.77
1.4	20643	6	#0	QPSK	23.92	15.87
1.4	20643	1	#0	16QAM	23.66	15.61
1.4	20643	1	#Mid	16QAM	23.68	15.63
1.4	20643	1	#Max	16QAM	23.65	15.60
1.4	20643	3	#0	16QAM	23.76	15.71
1.4	20643	3	#Mid	16QAM	23.78	15.73

1.4	20643	3	#Max	16QAM	23.76	15.71
1.4	20643	6	#0	16QAM	22.87	14.82
3	20415	1	#0	QPSK	24.76	16.71
3	20415	1	#Mid	QPSK	24.91	16.86
3	20415	1	#Max	QPSK	24.88	16.83
3	20415	8	#0	QPSK	23.93	15.88
3	20415	8	#Mid	QPSK	23.97	15.92
3	20415	8	#Max	QPSK	23.96	15.91
3	20415	15	#0	QPSK	23.93	15.88
3	20415	1	#0	16QAM	23.52	15.47
3	20415	1	#Mid	16QAM	23.68	15.63
3	20415	1	#Max	16QAM	23.60	15.55
3	20415	8	#0	16QAM	22.91	14.86
3	20415	8	#Mid	16QAM	22.91	14.86
3	20415	8	#Max	16QAM	22.95	14.90
3	20415	15	#0	16QAM	22.92	14.87
3	20525	1	#0	QPSK	24.65	16.60
3	20525	1	#Mid	QPSK	24.74	16.69
3	20525	1	#Max	QPSK	24.63	16.58
3	20525	8	#0	QPSK	23.87	15.82
3	20525	8	#Mid	QPSK	23.86	15.81
3	20525	8	#Max	QPSK	23.88	15.83
3	20525	15	#0	QPSK	23.84	15.79
3	20525	1	#0	16QAM	23.79	15.74
3	20525	1	#Mid	16QAM	23.89	15.84
3	20525	1	#Max	16QAM	23.79	15.74
3	20525	8	#0	16QAM	22.85	14.80
3	20525	8	#Mid	16QAM	22.82	14.77
3	20525	8	#Max	16QAM	22.86	14.81
3	20525	15	#0	16QAM	22.79	14.74
3	20635	1	#0	QPSK	24.64	16.59
3	20635	1	#Mid	QPSK	24.72	16.67
3	20635	1	#Max	QPSK	24.61	16.56
3	20635	8	#0	QPSK	23.84	15.79
3	20635	8	#Mid	QPSK	23.85	15.80
3	20635	8	#Max	QPSK	23.83	15.78
3	20635	15	#0	QPSK	23.81	15.76
3	20635	1	#0	16QAM	23.70	15.65
3	20635	1	#Mid	16QAM	23.78	15.73
3	20635	1	#Max	16QAM	23.70	15.65
3	20635	8	#0	16QAM	22.81	14.76
3	20635	8	#Mid	16QAM	22.82	14.77
3	20635	8	#Max	16QAM	22.80	14.75
3	20635	15	#0	16QAM	22.69	14.64

5	20425	1	#0	QPSK	24.93	16.88
5	20425	1	#Mid	QPSK	25.06	17.01
5	20425	1	#Max	QPSK	24.90	16.85
5	20425	12	#0	QPSK	24.02	15.97
5	20425	12	#Mid	QPSK	24.02	15.97
5	20425	12	#Max	QPSK	24.05	16.00
5	20425	25	#0	QPSK	24.02	15.97
5	20425	1	#0	16QAM	24.16	16.11
5	20425	1	#Mid	16QAM	24.30	16.25
5	20425	1	#Max	16QAM	24.20	16.15
5	20425	12	#0	16QAM	23.04	14.99
5	20425	12	#Mid	16QAM	23.05	15.00
5	20425	12	#Max	16QAM	23.06	15.01
5	20425	25	#0	16QAM	23.05	15.00
5	20525	1	#0	QPSK	24.93	16.88
5	20525	1	#Mid	QPSK	25.00	16.95
5	20525	1	#Max	QPSK	24.90	16.85
5	20525	12	#0	QPSK	23.88	15.83
5	20525	12	#Mid	QPSK	23.95	15.90
5	20525	12	#Max	QPSK	23.95	15.90
5	20525	25	#0	QPSK	23.93	15.88
5	20525	1	#0	16QAM	24.15	16.10
5	20525	1	#Mid	16QAM	24.23	16.18
5	20525	1	#Max	16QAM	24.12	16.07
5	20525	12	#0	16QAM	22.90	14.85
5	20525	12	#Mid	16QAM	22.87	14.82
5	20525	12	#Max	16QAM	22.88	14.83
5	20525	25	#0	16QAM	22.93	14.88
5	20625	1	#0	QPSK	24.90	16.85
5	20625	1	#Mid	QPSK	25.08	17.03
5	20625	1	#Max	QPSK	24.93	16.88
5	20625	12	#0	QPSK	23.94	15.89
5	20625	12	#Mid	QPSK	23.91	15.86
5	20625	12	#Max	QPSK	23.84	15.79
5	20625	25	#0	QPSK	23.87	15.82
5	20625	1	#0	16QAM	24.02	15.97
5	20625	1	#Mid	16QAM	24.15	16.10
5	20625	1	#Max	16QAM	24.02	15.97
5	20625	12	#0	16QAM	22.88	14.83
5	20625	12	#Mid	16QAM	22.87	14.82
5	20625	12	#Max	16QAM	22.78	14.73
5	20625	25	#0	16QAM	22.86	14.81
10	20450	1	#0	QPSK	25.07	17.02
10	20450	1	#Mid	QPSK	25.07	17.02

10	20450	1	#Max	QPSK	24.95	16.90
10	20450	25	#0	QPSK	24.01	15.96
10	20450	25	#Mid	QPSK	24.00	15.95
10	20450	25	#Max	QPSK	24.04	15.99
10	20450	50	#0	QPSK	24.06	16.01
10	20450	1	#0	16QAM	24.27	16.22
10	20450	1	#Mid	16QAM	24.31	16.26
10	20450	1	#Max	16QAM	24.18	16.13
10	20450	25	#0	16QAM	23.06	15.01
10	20450	25	#Mid	16QAM	23.12	15.07
10	20450	25	#Max	16QAM	23.09	15.04
10	20450	50	#0	16QAM	23.04	14.99
10	20525	1	#0	QPSK	25.05	17.00
10	20525	1	#Mid	QPSK	25.07	17.02
10	20525	1	#Max	QPSK	24.99	16.94
10	20525	25	#0	QPSK	23.91	15.86
10	20525	25	#Mid	QPSK	23.96	15.91
10	20525	25	#Max	QPSK	23.95	15.90
10	20525	50	#0	QPSK	23.94	15.89
10	20525	1	#0	16QAM	24.21	16.16
10	20525	1	#Mid	16QAM	24.16	16.11
10	20525	1	#Max	16QAM	24.09	16.04
10	20525	25	#0	16QAM	22.95	14.90
10	20525	25	#Mid	16QAM	22.95	14.90
10	20525	25	#Max	16QAM	22.99	14.94
10	20525	50	#0	16QAM	22.92	14.87
10	20600	1	#0	QPSK	25.08	17.03
10	20600	1	#Mid	QPSK	25.12	17.07
10	20600	1	#Max	QPSK	25.08	17.03
10	20600	25	#0	QPSK	23.89	15.84
10	20600	25	#Mid	QPSK	23.90	15.85
10	20600	25	#Max	QPSK	23.84	15.79
10	20600	50	#0	QPSK	23.87	15.82
10	20600	1	#0	16QAM	23.87	15.82
10	20600	1	#Mid	16QAM	23.91	15.86
10	20600	1	#Max	16QAM	23.84	15.79
10	20600	25	#0	16QAM	22.93	14.88
10	20600	25	#Mid	16QAM	22.94	14.89
10	20600	25	#Max	16QAM	22.86	14.81
10	20600	50	#0	16QAM	22.85	14.80
1.4	20407	1	#0	64QAM	23.54	15.49
1.4	20407	1	#Mid	64QAM	23.66	15.61
1.4	20407	1	#Max	64QAM	23.59	15.54
1.4	20407	3	#0	64QAM	23.76	15.71

1.4	20407	3	#Mid	64QAM	23.77	15.72
1.4	20407	3	#Max	64QAM	23.80	15.75
1.4	20407	6	#0	64QAM	22.75	14.70
1.4	20525	1	#0	64QAM	23.62	15.57
1.4	20525	1	#Mid	64QAM	23.67	15.62
1.4	20525	1	#Max	64QAM	23.66	15.61
1.4	20525	3	#0	64QAM	23.53	15.48
1.4	20525	3	#Mid	64QAM	23.53	15.48
1.4	20525	3	#Max	64QAM	23.53	15.48
1.4	20525	6	#0	64QAM	22.59	14.54
1.4	20643	1	#0	64QAM	23.32	15.27
1.4	20643	1	#Mid	64QAM	23.35	15.30
1.4	20643	1	#Max	64QAM	23.33	15.28
1.4	20643	3	#0	64QAM	23.47	15.42
1.4	20643	3	#Mid	64QAM	23.46	15.41
1.4	20643	3	#Max	64QAM	23.42	15.37
1.4	20643	6	#0	64QAM	22.57	14.52
3	20415	1	#0	64QAM	23.56	15.51
3	20415	1	#Mid	64QAM	23.73	15.68
3	20415	1	#Max	64QAM	23.60	15.55
3	20415	8	#0	64QAM	22.61	14.56
3	20415	8	#Mid	64QAM	22.61	14.56
3	20415	8	#Max	64QAM	22.67	14.62
3	20415	15	#0	64QAM	22.61	14.56
3	20525	1	#0	64QAM	23.41	15.36
3	20525	1	#Mid	64QAM	23.47	15.42
3	20525	1	#Max	64QAM	23.40	15.35
3	20525	8	#0	64QAM	22.52	14.47
3	20525	8	#Mid	64QAM	22.50	14.45
3	20525	8	#Max	64QAM	22.52	14.47
3	20525	15	#0	64QAM	22.41	14.36
3	20635	1	#0	64QAM	23.15	15.10
3	20635	1	#Mid	64QAM	23.27	15.22
3	20635	1	#Max	64QAM	23.16	15.11
3	20635	8	#0	64QAM	22.48	14.43
3	20635	8	#Mid	64QAM	22.52	14.47
3	20635	8	#Max	64QAM	22.51	14.46
3	20635	15	#0	64QAM	22.50	14.45
5	20425	1	#0	64QAM	24.69	16.64
5	20425	1	#Mid	64QAM	24.84	16.79
5	20425	1	#Max	64QAM	24.71	16.66
5	20425	12	#0	64QAM	23.75	15.70
5	20425	12	#Mid	64QAM	23.74	15.69
5	20425	12	#Max	64QAM	23.72	15.67

5	20425	25	#0	64QAM	23.69	15.64
5	20525	1	#0	64QAM	24.58	16.53
5	20525	1	#Mid	64QAM	24.68	16.63
5	20525	1	#Max	64QAM	24.50	16.45
5	20525	12	#0	64QAM	23.59	15.54
5	20525	12	#Mid	64QAM	23.61	15.56
5	20525	12	#Max	64QAM	23.60	15.55
5	20525	25	#0	64QAM	23.60	15.55
5	20625	1	#0	64QAM	24.58	16.53
5	20625	1	#Mid	64QAM	24.71	16.66
5	20625	1	#Max	64QAM	24.61	16.56
5	20625	12	#0	64QAM	23.63	15.58
5	20625	12	#Mid	64QAM	23.56	15.51
5	20625	12	#Max	64QAM	23.54	15.49
5	20625	25	#0	64QAM	23.57	15.52
10	20450	1	#0	64QAM	23.98	15.93
10	20450	1	#Mid	64QAM	23.99	15.94
10	20450	1	#Max	64QAM	23.88	15.83
10	20450	25	#0	64QAM	22.78	14.73
10	20450	25	#Mid	64QAM	22.80	14.75
10	20450	25	#Max	64QAM	22.80	14.75
10	20450	50	#0	64QAM	22.73	14.68
10	20525	1	#0	64QAM	23.88	15.83
10	20525	1	#Mid	64QAM	23.83	15.78
10	20525	1	#Max	64QAM	23.77	15.72
10	20525	25	#0	64QAM	22.60	14.55
10	20525	25	#Mid	64QAM	22.63	14.58
10	20525	25	#Max	64QAM	22.68	14.63
10	20525	50	#0	64QAM	22.60	14.55
10	20600	1	#0	64QAM	23.53	15.48
10	20600	1	#Mid	64QAM	23.60	15.55
10	20600	1	#Max	64QAM	23.51	15.46
10	20600	25	#0	64QAM	22.59	14.54
10	20600	25	#Mid	64QAM	22.60	14.55
10	20600	25	#Max	64QAM	22.52	14.47
10	20600	50	#0	64QAM	22.57	14.52

LTE Band 26						
Bandwidth (MHz)	UL Channel	RB Size	RB Position	Modulation	Power (dBm)	ERP (dBm)
1.4	26797	1	#0	QPSK	24.89	17.14
1.4	26797	1	#Mid	QPSK	24.96	17.21
1.4	26797	1	#Max	QPSK	24.85	17.10
1.4	26797	3	#0	QPSK	24.97	17.22

1.4	26797	3	#Mid	QPSK	24.96	17.21
1.4	26797	3	#Max	QPSK	24.92	17.17
1.4	26797	6	#0	QPSK	24.03	16.28
1.4	26797	1	#0	16QAM	24.01	16.26
1.4	26797	1	#Mid	16QAM	24.11	16.36
1.4	26797	1	#Max	16QAM	24.10	16.35
1.4	26797	3	#0	16QAM	23.96	16.21
1.4	26797	3	#Mid	16QAM	23.93	16.18
1.4	26797	3	#Max	16QAM	23.96	16.21
1.4	26797	6	#0	16QAM	22.97	15.22
1.4	26915	1	#0	QPSK	24.91	17.16
1.4	26915	1	#Mid	QPSK	24.92	17.17
1.4	26915	1	#Max	QPSK	24.92	17.17
1.4	26915	3	#0	QPSK	24.90	17.15
1.4	26915	3	#Mid	QPSK	24.90	17.15
1.4	26915	3	#Max	QPSK	24.84	17.09
1.4	26915	6	#0	QPSK	23.96	16.21
1.4	26915	1	#0	16QAM	23.70	15.95
1.4	26915	1	#Mid	16QAM	23.71	15.96
1.4	26915	1	#Max	16QAM	23.69	15.94
1.4	26915	3	#0	16QAM	23.80	16.05
1.4	26915	3	#Mid	16QAM	23.79	16.04
1.4	26915	3	#Max	16QAM	23.78	16.03
1.4	26915	6	#0	16QAM	22.93	15.18
1.4	27033	1	#0	QPSK	24.90	17.15
1.4	27033	1	#Mid	QPSK	24.96	17.21
1.4	27033	1	#Max	QPSK	24.91	17.16
1.4	27033	3	#0	QPSK	24.84	17.09
1.4	27033	3	#Mid	QPSK	24.85	17.10
1.4	27033	3	#Max	QPSK	24.85	17.10
1.4	27033	6	#0	QPSK	23.92	16.17
1.4	27033	1	#0	16QAM	23.76	16.01
1.4	27033	1	#Mid	16QAM	23.86	16.11
1.4	27033	1	#Max	16QAM	23.77	16.02
1.4	27033	3	#0	16QAM	23.97	16.22
1.4	27033	3	#Mid	16QAM	23.98	16.23
1.4	27033	3	#Max	16QAM	23.99	16.24
1.4	27033	6	#0	16QAM	22.92	15.17
3	26805	1	#0	QPSK	24.70	16.95
3	26805	1	#Mid	QPSK	24.82	17.07
3	26805	1	#Max	QPSK	24.72	16.97
3	26805	8	#0	QPSK	23.94	16.19
3	26805	8	#Mid	QPSK	23.94	16.19
3	26805	8	#Max	QPSK	23.98	16.23

3	26805	15	#0	QPSK	23.95	16.20
3	26805	1	#0	16QAM	23.87	16.12
3	26805	1	#Mid	16QAM	24.04	16.29
3	26805	1	#Max	16QAM	23.92	16.17
3	26805	8	#0	16QAM	22.94	15.19
3	26805	8	#Mid	16QAM	22.95	15.20
3	26805	8	#Max	16QAM	22.96	15.21
3	26805	15	#0	16QAM	22.87	15.12
3	26915	1	#0	QPSK	24.69	16.94
3	26915	1	#Mid	QPSK	24.76	17.01
3	26915	1	#Max	QPSK	24.65	16.90
3	26915	8	#0	QPSK	23.87	16.12
3	26915	8	#Mid	QPSK	23.89	16.14
3	26915	8	#Max	QPSK	23.93	16.18
3	26915	15	#0	QPSK	23.86	16.11
3	26915	1	#0	16QAM	23.74	15.99
3	26915	1	#Mid	16QAM	23.83	16.08
3	26915	1	#Max	16QAM	23.68	15.93
3	26915	8	#0	16QAM	22.85	15.10
3	26915	8	#Mid	16QAM	22.83	15.08
3	26915	8	#Max	16QAM	22.83	15.08
3	26915	15	#0	16QAM	22.72	14.97
3	27025	1	#0	QPSK	24.66	16.91
3	27025	1	#Mid	QPSK	24.85	17.10
3	27025	1	#Max	QPSK	24.75	17.00
3	27025	8	#0	QPSK	23.85	16.10
3	27025	8	#Mid	QPSK	23.85	16.10
3	27025	8	#Max	QPSK	23.86	16.11
3	27025	15	#0	QPSK	23.85	16.10
3	27025	1	#0	16QAM	23.41	15.66
3	27025	1	#Mid	16QAM	23.57	15.82
3	27025	1	#Max	16QAM	23.48	15.73
3	27025	8	#0	16QAM	22.84	15.09
3	27025	8	#Mid	16QAM	22.82	15.07
3	27025	8	#Max	16QAM	22.83	15.08
3	27025	15	#0	16QAM	22.81	15.06
5	26815	1	#0	QPSK	25.01	17.26
5	26815	1	#Mid	QPSK	25.11	17.36
5	26815	1	#Max	QPSK	24.98	17.23
5	26815	12	#0	QPSK	23.99	16.24
5	26815	12	#Mid	QPSK	24.04	16.29
5	26815	12	#Max	QPSK	24.02	16.27
5	26815	25	#0	QPSK	24.03	16.28
5	26815	1	#0	16QAM	24.23	16.48

5	26815	1	#Mid	16QAM	24.33	16.58
5	26815	1	#Max	16QAM	24.19	16.44
5	26815	12	#0	16QAM	22.99	15.24
5	26815	12	#Mid	16QAM	23.00	15.25
5	26815	12	#Max	16QAM	22.97	15.22
5	26815	25	#0	16QAM	23.05	15.30
5	26915	1	#0	QPSK	24.98	17.23
5	26915	1	#Mid	QPSK	25.05	17.30
5	26915	1	#Max	QPSK	24.95	17.20
5	26915	12	#0	QPSK	23.92	16.17
5	26915	12	#Mid	QPSK	23.95	16.20
5	26915	12	#Max	QPSK	23.92	16.17
5	26915	25	#0	QPSK	23.94	16.19
5	26915	1	#0	16QAM	24.05	16.30
5	26915	1	#Mid	16QAM	24.16	16.41
5	26915	1	#Max	16QAM	24.08	16.33
5	26915	12	#0	16QAM	22.87	15.12
5	26915	12	#Mid	16QAM	22.88	15.13
5	26915	12	#Max	16QAM	22.91	15.16
5	26915	25	#0	16QAM	22.92	15.17
5	27015	1	#0	QPSK	24.88	17.13
5	27015	1	#Mid	QPSK	24.99	17.24
5	27015	1	#Max	QPSK	24.89	17.14
5	27015	12	#0	QPSK	23.91	16.16
5	27015	12	#Mid	QPSK	23.96	16.21
5	27015	12	#Max	QPSK	23.85	16.10
5	27015	25	#0	QPSK	23.91	16.16
5	27015	1	#0	16QAM	24.09	16.34
5	27015	1	#Mid	16QAM	24.20	16.45
5	27015	1	#Max	16QAM	24.07	16.32
5	27015	12	#0	16QAM	22.97	15.22
5	27015	12	#Mid	16QAM	22.95	15.20
5	27015	12	#Max	16QAM	22.88	15.13
5	27015	25	#0	16QAM	22.91	15.16
10	26840	1	#0	QPSK	25.16	17.41
10	26840	1	#Mid	QPSK	25.16	17.41
10	26840	1	#Max	QPSK	25.08	17.33
10	26840	25	#0	QPSK	24.02	16.27
10	26840	25	#Mid	QPSK	24.04	16.29
10	26840	25	#Max	QPSK	23.97	16.22
10	26840	50	#0	QPSK	24.05	16.30
10	26840	1	#0	16QAM	23.93	16.18
10	26840	1	#Mid	16QAM	23.97	16.22
10	26840	1	#Max	16QAM	23.85	16.10

10	26840	25	#0	16QAM	23.07	15.32
10	26840	25	#Mid	16QAM	23.05	15.30
10	26840	25	#Max	16QAM	22.99	15.24
10	26840	50	#0	16QAM	23.00	15.25
10	26915	1	#0	QPSK	25.04	17.29
10	26915	1	#Mid	QPSK	25.03	17.28
10	26915	1	#Max	QPSK	25.00	17.25
10	26915	25	#0	QPSK	23.90	16.15
10	26915	25	#Mid	QPSK	23.93	16.18
10	26915	25	#Max	QPSK	23.96	16.21
10	26915	50	#0	QPSK	23.95	16.20
10	26915	1	#0	16QAM	24.26	16.51
10	26915	1	#Mid	16QAM	24.23	16.48
10	26915	1	#Max	16QAM	24.16	16.41
10	26915	25	#0	16QAM	22.97	15.22
10	26915	25	#Mid	16QAM	23.01	15.26
10	26915	25	#Max	16QAM	22.98	15.23
10	26915	50	#0	16QAM	22.92	15.17
10	26990	1	#0	QPSK	25.04	17.29
10	26990	1	#Mid	QPSK	25.04	17.29
10	26990	1	#Max	QPSK	25.03	17.28
10	26990	25	#0	QPSK	23.97	16.22
10	26990	25	#Mid	QPSK	23.97	16.22
10	26990	25	#Max	QPSK	23.81	16.06
10	26990	50	#0	QPSK	23.91	16.16
10	26990	1	#0	16QAM	24.12	16.37
10	26990	1	#Mid	16QAM	24.18	16.43
10	26990	1	#Max	16QAM	24.16	16.41
10	26990	25	#0	16QAM	23.00	15.25
10	26990	25	#Mid	16QAM	23.00	15.25
10	26990	25	#Max	16QAM	22.84	15.09
10	26990	50	#0	16QAM	22.89	15.14
15	26865	1	#0	QPSK	25.07	17.32
15	26865	1	#Mid	QPSK	25.14	17.39
15	26865	1	#Max	QPSK	24.92	17.17
15	26865	36	#0	QPSK	24.08	16.33
15	26865	36	#Mid	QPSK	24.06	16.31
15	26865	36	#Max	QPSK	24.06	16.31
15	26865	75	#0	QPSK	24.08	16.33
15	26865	1	#0	16QAM	24.19	16.44
15	26865	1	#Mid	16QAM	24.21	16.46
15	26865	1	#Max	16QAM	24.01	16.26
15	26865	36	#0	16QAM	23.02	15.27
15	26865	36	#Mid	16QAM	23.02	15.27

15	26865	36	#Max	16QAM	22.99	15.24
15	26865	75	#0	16QAM	23.01	15.26
15	26915	1	#0	QPSK	25.07	17.32
15	26915	1	#Mid	QPSK	25.16	17.41
15	26915	1	#Max	QPSK	25.07	17.32
15	26915	36	#0	QPSK	24.01	16.26
15	26915	36	#Mid	QPSK	24.00	16.25
15	26915	36	#Max	QPSK	24.03	16.28
15	26915	75	#0	QPSK	24.08	16.33
15	26915	1	#0	16QAM	24.05	16.30
15	26915	1	#Mid	16QAM	24.05	16.30
15	26915	1	#Max	16QAM	23.96	16.21
15	26915	36	#0	16QAM	22.98	15.23
15	26915	36	#Mid	16QAM	22.98	15.23
15	26915	36	#Max	16QAM	22.96	15.21
15	26915	75	#0	16QAM	23.00	15.25
15	26965	1	#0	QPSK	24.97	17.22
15	26965	1	#Mid	QPSK	25.05	17.30
15	26965	1	#Max	QPSK	24.97	17.22
15	26965	36	#0	QPSK	23.94	16.19
15	26965	36	#Mid	QPSK	23.96	16.21
15	26965	36	#Max	QPSK	23.92	16.17
15	26965	75	#0	QPSK	23.96	16.21
15	26965	1	#0	16QAM	24.16	16.41
15	26965	1	#Mid	16QAM	24.26	16.51
15	26965	1	#Max	16QAM	24.16	16.41
15	26965	36	#0	16QAM	22.93	15.18
15	26965	36	#Mid	16QAM	22.92	15.17
15	26965	36	#Max	16QAM	22.87	15.12
15	26965	75	#0	16QAM	22.92	15.17
1.4	26797	1	#0	64QAM	23.72	15.97
1.4	26797	1	#Mid	64QAM	23.78	16.03
1.4	26797	1	#Max	64QAM	23.73	15.98
1.4	26797	3	#0	64QAM	23.63	15.88
1.4	26797	3	#Mid	64QAM	23.63	15.88
1.4	26797	3	#Max	64QAM	23.64	15.89
1.4	26797	6	#0	64QAM	22.68	14.93
1.4	26915	1	#0	64QAM	23.36	15.61
1.4	26915	1	#Mid	64QAM	23.39	15.64
1.4	26915	1	#Max	64QAM	23.40	15.65
1.4	26915	3	#0	64QAM	23.50	15.75
1.4	26915	3	#Mid	64QAM	23.49	15.74
1.4	26915	3	#Max	64QAM	23.45	15.70
1.4	26915	6	#0	64QAM	22.64	14.89

1.4	27033	1	#0	64QAM	23.46	15.71
1.4	27033	1	#Mid	64QAM	23.53	15.78
1.4	27033	1	#Max	64QAM	23.48	15.73
1.4	27033	3	#0	64QAM	23.64	15.89
1.4	27033	3	#Mid	64QAM	23.65	15.90
1.4	27033	3	#Max	64QAM	23.67	15.92
1.4	27033	6	#0	64QAM	22.61	14.86
3	26805	1	#0	64QAM	23.23	15.48
3	26805	1	#Mid	64QAM	23.38	15.63
3	26805	1	#Max	64QAM	23.23	15.48
3	26805	8	#0	64QAM	22.63	14.88
3	26805	8	#Mid	64QAM	22.62	14.87
3	26805	8	#Max	64QAM	22.67	14.92
3	26805	15	#0	64QAM	22.65	14.90
3	26915	1	#0	64QAM	23.44	15.69
3	26915	1	#Mid	64QAM	23.61	15.86
3	26915	1	#Max	64QAM	23.48	15.73
3	26915	8	#0	64QAM	22.50	14.75
3	26915	8	#Mid	64QAM	22.49	14.74
3	26915	8	#Max	64QAM	22.56	14.81
3	26915	15	#0	64QAM	22.54	14.79
3	27025	1	#0	64QAM	23.48	15.73
3	27025	1	#Mid	64QAM	23.56	15.81
3	27025	1	#Max	64QAM	23.48	15.73
3	27025	8	#0	64QAM	22.52	14.77
3	27025	8	#Mid	64QAM	22.53	14.78
3	27025	8	#Max	64QAM	22.52	14.77
3	27025	15	#0	64QAM	22.38	14.63
5	26815	1	#0	64QAM	24.66	16.91
5	26815	1	#Mid	64QAM	24.79	17.04
5	26815	1	#Max	64QAM	24.59	16.84
5	26815	12	#0	64QAM	23.72	15.97
5	26815	12	#Mid	64QAM	23.71	15.96
5	26815	12	#Max	64QAM	23.71	15.96
5	26815	25	#0	64QAM	23.71	15.96
5	26915	1	#0	64QAM	24.60	16.85
5	26915	1	#Mid	64QAM	24.69	16.94
5	26915	1	#Max	64QAM	24.58	16.83
5	26915	12	#0	64QAM	23.63	15.88
5	26915	12	#Mid	64QAM	23.59	15.84
5	26915	12	#Max	64QAM	23.61	15.86
5	26915	25	#0	64QAM	23.62	15.87
5	27015	1	#0	64QAM	24.63	16.88
5	27015	1	#Mid	64QAM	24.73	16.98

5	27015	1	#Max	64QAM	24.66	16.91
5	27015	12	#0	64QAM	23.66	15.91
5	27015	12	#Mid	64QAM	23.66	15.91
5	27015	12	#Max	64QAM	23.57	15.82
5	27015	25	#0	64QAM	23.61	15.86
10	26840	1	#0	64QAM	23.97	16.22
10	26840	1	#Mid	64QAM	23.99	16.24
10	26840	1	#Max	64QAM	23.89	16.14
10	26840	25	#0	64QAM	22.83	15.08
10	26840	25	#Mid	64QAM	22.81	15.06
10	26840	25	#Max	64QAM	22.79	15.04
10	26840	50	#0	64QAM	22.73	14.98
10	26915	1	#0	64QAM	23.87	16.12
10	26915	1	#Mid	64QAM	23.86	16.11
10	26915	1	#Max	64QAM	23.80	16.05
10	26915	25	#0	64QAM	22.67	14.92
10	26915	25	#Mid	64QAM	22.66	14.91
10	26915	25	#Max	64QAM	22.67	14.92
10	26915	50	#0	64QAM	22.60	14.85
10	26990	1	#0	64QAM	23.57	15.82
10	26990	1	#Mid	64QAM	23.66	15.91
10	26990	1	#Max	64QAM	23.56	15.81
10	26990	25	#0	64QAM	22.64	14.89
10	26990	25	#Mid	64QAM	22.66	14.91
10	26990	25	#Max	64QAM	22.55	14.80
10	26990	50	#0	64QAM	22.59	14.84
15	26865	1	#0	64QAM	23.73	15.98
15	26865	1	#Mid	64QAM	23.82	16.07
15	26865	1	#Max	64QAM	23.59	15.84
15	26865	36	#0	64QAM	22.75	15.00
15	26865	36	#Mid	64QAM	22.76	15.01
15	26865	36	#Max	64QAM	22.66	14.91
15	26865	75	#0	64QAM	22.73	14.98
15	26915	1	#0	64QAM	23.93	16.18
15	26915	1	#Mid	64QAM	23.94	16.19
15	26915	1	#Max	64QAM	23.84	16.09
15	26915	36	#0	64QAM	22.66	14.91
15	26915	36	#Mid	64QAM	22.65	14.90
15	26915	36	#Max	64QAM	22.66	14.91
15	26915	75	#0	64QAM	22.69	14.94
15	26965	1	#0	64QAM	23.76	16.01
15	26965	1	#Mid	64QAM	23.88	16.13
15	26965	1	#Max	64QAM	23.79	16.04
15	26965	36	#0	64QAM	22.58	14.83

15	26965	36	#Mid	64QAM	22.56	14.81
15	26965	36	#Max	64QAM	22.52	14.77
15	26965	75	#0	64QAM	22.63	14.88

Upper Antenna

GSM 850		Burst-conducted power			ERP (dBm)		
		Channel/ Frequency (MHz)			Channel/ Frequency (MHz)		
		128/824.2	190/836.6	251/848.8	128/824.2	190/836.6	251/848.8
GSM	CS	31.10	31.09	31.02	20.75	20.74	20.67
GPRS(GMSK)	1 Tx Slot	31.10	31.04	30.98	20.75	20.69	20.63
	2 Tx Slots	29.36	29.37	29.36	19.01	19.02	19.01
	3 Tx Slots	27.47	27.50	27.52	17.12	17.15	17.17
	4 Tx Slots	26.38	26.42	26.41	16.03	16.07	16.06
EGPRS (8PSK)	1 Tx Slot	26.14	26.12	26.17	15.79	15.77	15.82
	2 Tx Slots	22.94	22.81	23.04	12.59	12.46	12.69
	3 Tx Slots	20.64	20.75	20.81	10.29	10.40	10.46
	4 Tx Slots	19.61	19.59	19.44	9.26	9.24	9.09

WCDMA Band V		Conducted Power (dBm)			ERP (dBm)		
		Channel/ Frequency (MHz)			Channel/ Frequency (MHz)		
		4132/826.4	4183/836.6	4233/846.6	4132/826.4	4183/836.6	4233/846.6
RMC	12.2k	24.06	24.02	23.98	13.71	13.67	13.63
HSDPA	Subtest 1	23.48	23.44	23.40	13.13	13.09	13.05
	Subtest 2	23.47	23.43	23.39	13.12	13.08	13.04
	Subtest 3	22.96	22.92	22.88	12.61	12.57	12.53
	Subtest 4	22.95	22.91	22.87	12.60	12.56	12.52
HSUPA	Subtest 1	22.44	22.40	22.36	12.09	12.05	12.01
	Subtest 2	20.43	20.39	20.35	10.08	10.04	10.00
	Subtest 3	21.41	21.38	21.34	11.06	11.03	10.99
	Subtest 4	20.40	20.37	20.33	10.05	10.02	9.98
	Subtest 5	23.89	23.86	23.82	13.54	13.51	13.47
DC-HSDPA	Subtest 1	23.40	23.38	23.32	13.05	13.03	12.97
	Subtest 2	23.39	23.37	23.31	13.04	13.02	12.96
	Subtest 3	22.97	22.86	22.82	12.62	12.51	12.47
	Subtest 4	22.96	22.85	22.81	12.61	12.50	12.46
HSPA+	16QAM	21.55	21.53	21.49	11.20	11.18	11.14

LTE Band 5						
Bandwidth (MHz)	UL Channel	RB Size	RB Position	Modulation	Power (dBm)	ERP (dBm)
1.4	20407	1	#0	QPSK	24.44	14.09
1.4	20407	1	#Mid	QPSK	24.54	14.19
1.4	20407	1	#Max	QPSK	24.48	14.13
1.4	20407	3	#0	QPSK	24.47	14.12
1.4	20407	3	#Mid	QPSK	24.49	14.14
1.4	20407	3	#Max	QPSK	24.47	14.12
1.4	20407	6	#0	QPSK	23.53	13.18
1.4	20407	1	#0	16QAM	23.38	13.03
1.4	20407	1	#Mid	16QAM	23.47	13.12
1.4	20407	1	#Max	16QAM	23.38	13.03
1.4	20407	3	#0	16QAM	23.60	13.25
1.4	20407	3	#Mid	16QAM	23.59	13.24
1.4	20407	3	#Max	16QAM	23.61	13.26
1.4	20407	6	#0	16QAM	22.57	12.22
1.4	20525	1	#0	QPSK	24.30	13.95
1.4	20525	1	#Mid	QPSK	24.35	14.00
1.4	20525	1	#Max	QPSK	24.30	13.95
1.4	20525	3	#0	QPSK	24.37	14.02
1.4	20525	3	#Mid	QPSK	24.37	14.02
1.4	20525	3	#Max	QPSK	24.35	14.00
1.4	20525	6	#0	QPSK	23.48	13.13
1.4	20525	1	#0	16QAM	23.41	13.06
1.4	20525	1	#Mid	16QAM	23.50	13.15
1.4	20525	1	#Max	16QAM	23.46	13.11
1.4	20525	3	#0	16QAM	23.35	13.00
1.4	20525	3	#Mid	16QAM	23.33	12.98
1.4	20525	3	#Max	16QAM	23.34	12.99
1.4	20525	6	#0	16QAM	22.41	12.06
1.4	20643	1	#0	QPSK	24.32	13.97
1.4	20643	1	#Mid	QPSK	24.37	14.02
1.4	20643	1	#Max	QPSK	24.34	13.99
1.4	20643	3	#0	QPSK	24.34	13.99
1.4	20643	3	#Mid	QPSK	24.34	13.99
1.4	20643	3	#Max	QPSK	24.30	13.95
1.4	20643	6	#0	QPSK	23.42	13.07
1.4	20643	1	#0	16QAM	23.12	12.77
1.4	20643	1	#Mid	16QAM	23.14	12.79
1.4	20643	1	#Max	16QAM	23.12	12.77
1.4	20643	3	#0	16QAM	23.24	12.89
1.4	20643	3	#Mid	16QAM	23.24	12.89

1.4	20643	3	#Max	16QAM	23.21	12.86
1.4	20643	6	#0	16QAM	22.38	12.03
3	20415	1	#0	QPSK	24.17	13.82
3	20415	1	#Mid	QPSK	24.22	13.87
3	20415	1	#Max	QPSK	24.15	13.80
3	20415	8	#0	QPSK	23.43	13.08
3	20415	8	#Mid	QPSK	23.43	13.08
3	20415	8	#Max	QPSK	23.45	13.10
3	20415	15	#0	QPSK	23.42	13.07
3	20415	1	#0	16QAM	23.45	13.10
3	20415	1	#Mid	16QAM	23.57	13.22
3	20415	1	#Max	16QAM	23.51	13.16
3	20415	8	#0	16QAM	22.42	12.07
3	20415	8	#Mid	16QAM	22.45	12.10
3	20415	8	#Max	16QAM	22.45	12.10
3	20415	15	#0	16QAM	22.41	12.06
3	20525	1	#0	QPSK	24.11	13.76
3	20525	1	#Mid	QPSK	24.17	13.82
3	20525	1	#Max	QPSK	24.08	13.73
3	20525	8	#0	QPSK	23.38	13.03
3	20525	8	#Mid	QPSK	23.35	13.00
3	20525	8	#Max	QPSK	23.38	13.03
3	20525	15	#0	QPSK	23.36	13.01
3	20525	1	#0	16QAM	23.32	12.97
3	20525	1	#Mid	16QAM	23.38	13.03
3	20525	1	#Max	16QAM	23.29	12.94
3	20525	8	#0	16QAM	22.29	11.94
3	20525	8	#Mid	16QAM	22.33	11.98
3	20525	8	#Max	16QAM	22.33	11.98
3	20525	15	#0	16QAM	22.23	11.88
3	20635	1	#0	QPSK	24.11	13.76
3	20635	1	#Mid	QPSK	24.26	13.91
3	20635	1	#Max	QPSK	24.17	13.82
3	20635	8	#0	QPSK	23.31	12.96
3	20635	8	#Mid	QPSK	23.32	12.97
3	20635	8	#Max	QPSK	23.29	12.94
3	20635	15	#0	QPSK	23.29	12.94
3	20635	1	#0	16QAM	23.00	12.65
3	20635	1	#Mid	16QAM	23.16	12.81
3	20635	1	#Max	16QAM	23.02	12.67
3	20635	8	#0	16QAM	22.29	11.94
3	20635	8	#Mid	16QAM	22.28	11.93
3	20635	8	#Max	16QAM	22.30	11.95
3	20635	15	#0	16QAM	22.30	11.95

5	20425	1	#0	QPSK	24.45	14.10
5	20425	1	#Mid	QPSK	24.66	14.31
5	20425	1	#Max	QPSK	24.47	14.12
5	20425	12	#0	QPSK	23.53	13.18
5	20425	12	#Mid	QPSK	23.57	13.22
5	20425	12	#Max	QPSK	23.54	13.19
5	20425	25	#0	QPSK	23.53	13.18
5	20425	1	#0	16QAM	23.75	13.40
5	20425	1	#Mid	16QAM	23.84	13.49
5	20425	1	#Max	16QAM	23.72	13.37
5	20425	12	#0	16QAM	22.51	12.16
5	20425	12	#Mid	16QAM	22.50	12.15
5	20425	12	#Max	16QAM	22.52	12.17
5	20425	25	#0	16QAM	22.55	12.20
5	20525	1	#0	QPSK	24.44	14.09
5	20525	1	#Mid	QPSK	24.55	14.20
5	20525	1	#Max	QPSK	24.41	14.06
5	20525	12	#0	QPSK	23.46	13.11
5	20525	12	#Mid	QPSK	23.44	13.09
5	20525	12	#Max	QPSK	23.43	13.08
5	20525	25	#0	QPSK	23.42	13.07
5	20525	1	#0	16QAM	23.59	13.24
5	20525	1	#Mid	16QAM	23.68	13.33
5	20525	1	#Max	16QAM	23.53	13.18
5	20525	12	#0	16QAM	22.34	11.99
5	20525	12	#Mid	16QAM	22.35	12.00
5	20525	12	#Max	16QAM	22.33	11.98
5	20525	25	#0	16QAM	22.39	12.04
5	20625	1	#0	QPSK	24.31	13.96
5	20625	1	#Mid	QPSK	24.48	14.13
5	20625	1	#Max	QPSK	24.27	13.92
5	20625	12	#0	QPSK	23.40	13.05
5	20625	12	#Mid	QPSK	23.37	13.02
5	20625	12	#Max	QPSK	23.33	12.98
5	20625	25	#0	QPSK	23.38	13.03
5	20625	1	#0	16QAM	23.56	13.21
5	20625	1	#Mid	16QAM	23.68	13.33
5	20625	1	#Max	16QAM	23.51	13.16
5	20625	12	#0	16QAM	22.40	12.05
5	20625	12	#Mid	16QAM	22.37	12.02
5	20625	12	#Max	16QAM	22.34	11.99
5	20625	25	#0	16QAM	22.41	12.06
10	20450	1	#0	QPSK	24.56	14.21
10	20450	1	#Mid	QPSK	24.57	14.22

10	20450	1	#Max	QPSK	24.49	14.14
10	20450	25	#0	QPSK	23.50	13.15
10	20450	25	#Mid	QPSK	23.51	13.16
10	20450	25	#Max	QPSK	23.52	13.17
10	20450	50	#0	QPSK	23.55	13.20
10	20450	1	#0	16QAM	23.81	13.46
10	20450	1	#Mid	16QAM	23.79	13.44
10	20450	1	#Max	16QAM	23.67	13.32
10	20450	25	#0	16QAM	22.61	12.26
10	20450	25	#Mid	16QAM	22.61	12.26
10	20450	25	#Max	16QAM	22.61	12.26
10	20450	50	#0	16QAM	22.54	12.19
10	20525	1	#0	QPSK	24.56	14.21
10	20525	1	#Mid	QPSK	24.52	14.17
10	20525	1	#Max	QPSK	24.47	14.12
10	20525	25	#0	QPSK	23.41	13.06
10	20525	25	#Mid	QPSK	23.42	13.07
10	20525	25	#Max	QPSK	23.48	13.13
10	20525	50	#0	QPSK	23.46	13.11
10	20525	1	#0	16QAM	23.66	13.31
10	20525	1	#Mid	16QAM	23.64	13.29
10	20525	1	#Max	16QAM	23.61	13.26
10	20525	25	#0	16QAM	22.45	12.10
10	20525	25	#Mid	16QAM	22.44	12.09
10	20525	25	#Max	16QAM	22.46	12.11
10	20525	50	#0	16QAM	22.41	12.06
10	20600	1	#0	QPSK	24.55	14.20
10	20600	1	#Mid	QPSK	24.59	14.24
10	20600	1	#Max	QPSK	24.55	14.20
10	20600	25	#0	QPSK	23.42	13.07
10	20600	25	#Mid	QPSK	23.45	13.10
10	20600	25	#Max	QPSK	23.33	12.98
10	20600	50	#0	QPSK	23.43	13.08
10	20600	1	#0	16QAM	23.34	12.99
10	20600	1	#Mid	16QAM	23.41	13.06
10	20600	1	#Max	16QAM	23.31	12.96
10	20600	25	#0	16QAM	22.45	12.10
10	20600	25	#Mid	16QAM	22.46	12.11
10	20600	25	#Max	16QAM	22.36	12.01
10	20600	50	#0	16QAM	22.39	12.04
1.4	20407	1	#0	64QAM	22.88	12.53
1.4	20407	1	#Mid	64QAM	22.99	12.64
1.4	20407	1	#Max	64QAM	22.95	12.60
1.4	20407	3	#0	64QAM	23.12	12.77

1.4	20407	3	#Mid	64QAM	23.12	12.77
1.4	20407	3	#Max	64QAM	23.16	12.81
1.4	20407	6	#0	64QAM	22.09	11.74
1.4	20525	1	#0	64QAM	22.95	12.60
1.4	20525	1	#Mid	64QAM	23.00	12.65
1.4	20525	1	#Max	64QAM	22.99	12.64
1.4	20525	3	#0	64QAM	22.86	12.51
1.4	20525	3	#Mid	64QAM	22.84	12.49
1.4	20525	3	#Max	64QAM	22.85	12.50
1.4	20525	6	#0	64QAM	21.93	11.58
1.4	20643	1	#0	64QAM	22.65	12.30
1.4	20643	1	#Mid	64QAM	22.68	12.33
1.4	20643	1	#Max	64QAM	22.64	12.29
1.4	20643	3	#0	64QAM	22.76	12.41
1.4	20643	3	#Mid	64QAM	22.76	12.41
1.4	20643	3	#Max	64QAM	22.75	12.40
1.4	20643	6	#0	64QAM	21.89	11.54
3	20415	1	#0	64QAM	22.67	12.32
3	20415	1	#Mid	64QAM	22.79	12.44
3	20415	1	#Max	64QAM	22.74	12.39
3	20415	8	#0	64QAM	21.96	11.61
3	20415	8	#Mid	64QAM	21.96	11.61
3	20415	8	#Max	64QAM	21.97	11.62
3	20415	15	#0	64QAM	21.98	11.63
3	20525	1	#0	64QAM	22.93	12.58
3	20525	1	#Mid	64QAM	23.02	12.67
3	20525	1	#Max	64QAM	22.88	12.53
3	20525	8	#0	64QAM	21.85	11.50
3	20525	8	#Mid	64QAM	21.84	11.49
3	20525	8	#Max	64QAM	21.87	11.52
3	20525	15	#0	64QAM	21.81	11.46
3	20635	1	#0	64QAM	22.84	12.49
3	20635	1	#Mid	64QAM	22.88	12.53
3	20635	1	#Max	64QAM	22.78	12.43
3	20635	8	#0	64QAM	21.80	11.45
3	20635	8	#Mid	64QAM	21.80	11.45
3	20635	8	#Max	64QAM	21.81	11.46
3	20635	15	#0	64QAM	21.74	11.39
5	20425	1	#0	64QAM	24.00	13.65
5	20425	1	#Mid	64QAM	24.12	13.77
5	20425	1	#Max	64QAM	23.99	13.64
5	20425	12	#0	64QAM	23.10	12.75
5	20425	12	#Mid	64QAM	23.06	12.71
5	20425	12	#Max	64QAM	23.05	12.70

5	20425	25	#0	64QAM	23.05	12.70
5	20525	1	#0	64QAM	23.99	13.64
5	20525	1	#Mid	64QAM	24.05	13.70
5	20525	1	#Max	64QAM	23.93	13.58
5	20525	12	#0	64QAM	22.94	12.59
5	20525	12	#Mid	64QAM	22.93	12.58
5	20525	12	#Max	64QAM	22.95	12.60
5	20525	25	#0	64QAM	22.93	12.58
5	20625	1	#0	64QAM	23.80	13.45
5	20625	1	#Mid	64QAM	23.97	13.62
5	20625	1	#Max	64QAM	23.78	13.43
5	20625	12	#0	64QAM	22.93	12.58
5	20625	12	#Mid	64QAM	22.94	12.59
5	20625	12	#Max	64QAM	22.84	12.49
5	20625	25	#0	64QAM	22.88	12.53
10	20450	1	#0	64QAM	23.34	12.99
10	20450	1	#Mid	64QAM	23.37	13.02
10	20450	1	#Max	64QAM	23.24	12.89
10	20450	25	#0	64QAM	22.13	11.78
10	20450	25	#Mid	64QAM	22.07	11.72
10	20450	25	#Max	64QAM	22.13	11.78
10	20450	50	#0	64QAM	22.06	11.71
10	20525	1	#0	64QAM	23.18	12.83
10	20525	1	#Mid	64QAM	23.18	12.83
10	20525	1	#Max	64QAM	23.11	12.76
10	20525	25	#0	64QAM	21.96	11.61
10	20525	25	#Mid	64QAM	21.93	11.58
10	20525	25	#Max	64QAM	21.98	11.63
10	20525	50	#0	64QAM	21.91	11.56
10	20600	1	#0	64QAM	22.91	12.56
10	20600	1	#Mid	64QAM	22.93	12.58
10	20600	1	#Max	64QAM	22.84	12.49
10	20600	25	#0	64QAM	21.94	11.59
10	20600	25	#Mid	64QAM	21.93	11.58
10	20600	25	#Max	64QAM	21.87	11.52
10	20600	50	#0	64QAM	21.92	11.57

LTE Band 26						
Bandwidth (MHz)	UL Channel	RB Size	RB Position	Modulation	Power (dBm)	ERP (dBm)
1.4	26797	1	#0	QPSK	24.39	13.95
1.4	26797	1	#Mid	QPSK	24.44	14.00
1.4	26797	1	#Max	QPSK	24.37	13.93
1.4	26797	3	#0	QPSK	24.46	14.02

1.4	26797	3	#Mid	QPSK	24.48	14.04
1.4	26797	3	#Max	QPSK	24.41	13.97
1.4	26797	6	#0	QPSK	23.56	13.12
1.4	26797	1	#0	16QAM	23.56	13.12
1.4	26797	1	#Mid	16QAM	23.59	13.15
1.4	26797	1	#Max	16QAM	23.55	13.11
1.4	26797	3	#0	16QAM	23.45	13.01
1.4	26797	3	#Mid	16QAM	23.44	13.00
1.4	26797	3	#Max	16QAM	23.44	13.00
1.4	26797	6	#0	16QAM	22.48	12.04
1.4	26915	1	#0	QPSK	24.38	13.94
1.4	26915	1	#Mid	QPSK	24.44	14.00
1.4	26915	1	#Max	QPSK	24.36	13.92
1.4	26915	3	#0	QPSK	24.38	13.94
1.4	26915	3	#Mid	QPSK	24.40	13.96
1.4	26915	3	#Max	QPSK	24.32	13.88
1.4	26915	6	#0	QPSK	23.45	13.01
1.4	26915	1	#0	16QAM	23.19	12.75
1.4	26915	1	#Mid	16QAM	23.19	12.75
1.4	26915	1	#Max	16QAM	23.22	12.78
1.4	26915	3	#0	16QAM	23.30	12.86
1.4	26915	3	#Mid	16QAM	23.31	12.87
1.4	26915	3	#Max	16QAM	23.30	12.86
1.4	26915	6	#0	16QAM	22.43	11.99
1.4	27033	1	#0	QPSK	24.40	13.96
1.4	27033	1	#Mid	QPSK	24.45	14.01
1.4	27033	1	#Max	QPSK	24.41	13.97
1.4	27033	3	#0	QPSK	24.33	13.89
1.4	27033	3	#Mid	QPSK	24.32	13.88
1.4	27033	3	#Max	QPSK	24.32	13.88
1.4	27033	6	#0	QPSK	23.43	12.99
1.4	27033	1	#0	16QAM	23.25	12.81
1.4	27033	1	#Mid	16QAM	23.34	12.90
1.4	27033	1	#Max	16QAM	23.25	12.81
1.4	27033	3	#0	16QAM	23.45	13.01
1.4	27033	3	#Mid	16QAM	23.42	12.98
1.4	27033	3	#Max	16QAM	23.43	12.99
1.4	27033	6	#0	16QAM	22.43	11.99
3	26805	1	#0	QPSK	24.23	13.79
3	26805	1	#Mid	QPSK	24.37	13.93
3	26805	1	#Max	QPSK	24.29	13.85
3	26805	8	#0	QPSK	23.44	13.00
3	26805	8	#Mid	QPSK	23.41	12.97
3	26805	8	#Max	QPSK	23.48	13.04

3	26805	15	#0	QPSK	23.48	13.04
3	26805	1	#0	16QAM	23.14	12.70
3	26805	1	#Mid	16QAM	23.28	12.84
3	26805	1	#Max	16QAM	23.17	12.73
3	26805	8	#0	16QAM	22.47	12.03
3	26805	8	#Mid	16QAM	22.44	12.00
3	26805	8	#Max	16QAM	22.47	12.03
3	26805	15	#0	16QAM	22.45	12.01
3	26915	1	#0	QPSK	24.08	13.64
3	26915	1	#Mid	QPSK	24.19	13.75
3	26915	1	#Max	QPSK	24.09	13.65
3	26915	8	#0	QPSK	23.35	12.91
3	26915	8	#Mid	QPSK	23.35	12.91
3	26915	8	#Max	QPSK	23.38	12.94
3	26915	15	#0	QPSK	23.38	12.94
3	26915	1	#0	16QAM	23.36	12.92
3	26915	1	#Mid	16QAM	23.49	13.05
3	26915	1	#Max	16QAM	23.40	12.96
3	26915	8	#0	16QAM	22.29	11.85
3	26915	8	#Mid	16QAM	22.31	11.87
3	26915	8	#Max	16QAM	22.33	11.89
3	26915	15	#0	16QAM	22.30	11.86
3	27025	1	#0	QPSK	24.07	13.63
3	27025	1	#Mid	QPSK	24.20	13.76
3	27025	1	#Max	QPSK	24.10	13.66
3	27025	8	#0	QPSK	23.32	12.88
3	27025	8	#Mid	QPSK	23.34	12.90
3	27025	8	#Max	QPSK	23.36	12.92
3	27025	15	#0	QPSK	23.36	12.92
3	27025	1	#0	16QAM	23.30	12.86
3	27025	1	#Mid	16QAM	23.38	12.94
3	27025	1	#Max	16QAM	23.30	12.86
3	27025	8	#0	16QAM	22.28	11.84
3	27025	8	#Mid	16QAM	22.32	11.88
3	27025	8	#Max	16QAM	22.31	11.87
3	27025	15	#0	16QAM	22.24	11.80
5	26815	1	#0	QPSK	24.49	14.05
5	26815	1	#Mid	QPSK	24.62	14.18
5	26815	1	#Max	QPSK	24.48	14.04
5	26815	12	#0	QPSK	23.51	13.07
5	26815	12	#Mid	QPSK	23.52	13.08
5	26815	12	#Max	QPSK	23.56	13.12
5	26815	25	#0	QPSK	23.51	13.07
5	26815	1	#0	16QAM	23.74	13.30

5	26815	1	#Mid	16QAM	23.86	13.42
5	26815	1	#Max	16QAM	23.73	13.29
5	26815	12	#0	16QAM	22.48	12.04
5	26815	12	#Mid	16QAM	22.49	12.05
5	26815	12	#Max	16QAM	22.50	12.06
5	26815	25	#0	16QAM	22.57	12.13
5	26915	1	#0	QPSK	24.44	14.00
5	26915	1	#Mid	QPSK	24.52	14.08
5	26915	1	#Max	QPSK	24.43	13.99
5	26915	12	#0	QPSK	23.43	12.99
5	26915	12	#Mid	QPSK	23.47	13.03
5	26915	12	#Max	QPSK	23.46	13.02
5	26915	25	#0	QPSK	23.40	12.96
5	26915	1	#0	16QAM	23.60	13.16
5	26915	1	#Mid	16QAM	23.61	13.17
5	26915	1	#Max	16QAM	23.54	13.10
5	26915	12	#0	16QAM	22.35	11.91
5	26915	12	#Mid	16QAM	22.34	11.90
5	26915	12	#Max	16QAM	22.36	11.92
5	26915	25	#0	16QAM	22.40	11.96
5	27015	1	#0	QPSK	24.34	13.90
5	27015	1	#Mid	QPSK	24.46	14.02
5	27015	1	#Max	QPSK	24.34	13.90
5	27015	12	#0	QPSK	23.44	13.00
5	27015	12	#Mid	QPSK	23.41	12.97
5	27015	12	#Max	QPSK	23.39	12.95
5	27015	25	#0	QPSK	23.41	12.97
5	27015	1	#0	16QAM	23.58	13.14
5	27015	1	#Mid	16QAM	23.67	13.23
5	27015	1	#Max	16QAM	23.55	13.11
5	27015	12	#0	16QAM	22.47	12.03
5	27015	12	#Mid	16QAM	22.46	12.02
5	27015	12	#Max	16QAM	22.39	11.95
5	27015	25	#0	16QAM	22.44	12.00
10	26840	1	#0	QPSK	24.56	14.12
10	26840	1	#Mid	QPSK	24.57	14.13
10	26840	1	#Max	QPSK	24.50	14.06
10	26840	25	#0	QPSK	23.55	13.11
10	26840	25	#Mid	QPSK	23.57	13.13
10	26840	25	#Max	QPSK	23.53	13.09
10	26840	50	#0	QPSK	23.57	13.13
10	26840	1	#0	16QAM	23.80	13.36
10	26840	1	#Mid	16QAM	23.81	13.37
10	26840	1	#Max	16QAM	23.71	13.27

10	26840	25	#0	16QAM	22.62	12.18
10	26840	25	#Mid	16QAM	22.63	12.19
10	26840	25	#Max	16QAM	22.55	12.11
10	26840	50	#0	16QAM	22.54	12.10
10	26915	1	#0	QPSK	24.56	14.12
10	26915	1	#Mid	QPSK	24.52	14.08
10	26915	1	#Max	QPSK	24.51	14.07
10	26915	25	#0	QPSK	23.39	12.95
10	26915	25	#Mid	QPSK	23.42	12.98
10	26915	25	#Max	QPSK	23.38	12.94
10	26915	50	#0	QPSK	23.43	12.99
10	26915	1	#0	16QAM	23.68	13.24
10	26915	1	#Mid	16QAM	23.66	13.22
10	26915	1	#Max	16QAM	23.63	13.19
10	26915	25	#0	16QAM	22.43	11.99
10	26915	25	#Mid	16QAM	22.45	12.01
10	26915	25	#Max	16QAM	22.44	12.00
10	26915	50	#0	16QAM	22.38	11.94
10	26990	1	#0	QPSK	24.57	14.13
10	26990	1	#Mid	QPSK	24.64	14.20
10	26990	1	#Max	QPSK	24.58	14.14
10	26990	25	#0	QPSK	23.50	13.06
10	26990	25	#Mid	QPSK	23.45	13.01
10	26990	25	#Max	QPSK	23.29	12.85
10	26990	50	#0	QPSK	23.42	12.98
10	26990	1	#0	16QAM	23.36	12.92
10	26990	1	#Mid	16QAM	23.42	12.98
10	26990	1	#Max	16QAM	23.34	12.90
10	26990	25	#0	16QAM	22.46	12.02
10	26990	25	#Mid	16QAM	22.46	12.02
10	26990	25	#Max	16QAM	22.33	11.89
10	26990	50	#0	16QAM	22.44	12.00
15	26865	1	#0	QPSK	24.54	14.10
15	26865	1	#Mid	QPSK	24.61	14.17
15	26865	1	#Max	QPSK	24.40	13.96
15	26865	36	#0	QPSK	23.58	13.14
15	26865	36	#Mid	QPSK	23.58	13.14
15	26865	36	#Max	QPSK	23.54	13.10
15	26865	75	#0	QPSK	23.59	13.15
15	26865	1	#0	16QAM	23.77	13.33
15	26865	1	#Mid	16QAM	23.78	13.34
15	26865	1	#Max	16QAM	23.59	13.15
15	26865	36	#0	16QAM	22.53	12.09
15	26865	36	#Mid	16QAM	22.54	12.10

15	26865	36	#Max	16QAM	22.48	12.04
15	26865	75	#0	16QAM	22.55	12.11
15	26915	1	#0	QPSK	24.52	14.08
15	26915	1	#Mid	QPSK	24.55	14.11
15	26915	1	#Max	QPSK	24.43	13.99
15	26915	36	#0	QPSK	23.49	13.05
15	26915	36	#Mid	QPSK	23.50	13.06
15	26915	36	#Max	QPSK	23.46	13.02
15	26915	75	#0	QPSK	23.54	13.10
15	26915	1	#0	16QAM	23.62	13.18
15	26915	1	#Mid	16QAM	23.68	13.24
15	26915	1	#Max	16QAM	23.60	13.16
15	26915	36	#0	16QAM	22.49	12.05
15	26915	36	#Mid	16QAM	22.47	12.03
15	26915	36	#Max	16QAM	22.42	11.98
15	26915	75	#0	16QAM	22.49	12.05
15	26965	1	#0	QPSK	24.57	14.13
15	26965	1	#Mid	QPSK	24.65	14.21
15	26965	1	#Max	QPSK	24.52	14.08
15	26965	36	#0	QPSK	23.47	13.03
15	26965	36	#Mid	QPSK	23.49	13.05
15	26965	36	#Max	QPSK	23.42	12.98
15	26965	75	#0	QPSK	23.52	13.08
15	26965	1	#0	16QAM	23.46	13.02
15	26965	1	#Mid	16QAM	23.56	13.12
15	26965	1	#Max	16QAM	23.41	12.97
15	26965	36	#0	16QAM	22.42	11.98
15	26965	36	#Mid	16QAM	22.38	11.94
15	26965	36	#Max	16QAM	22.39	11.95
15	26965	75	#0	16QAM	22.42	11.98
1.4	26797	1	#0	64QAM	22.94	12.50
1.4	26797	1	#Mid	64QAM	23.02	12.58
1.4	26797	1	#Max	64QAM	22.91	12.47
1.4	26797	3	#0	64QAM	23.14	12.70
1.4	26797	3	#Mid	64QAM	23.13	12.69
1.4	26797	3	#Max	64QAM	23.15	12.71
1.4	26797	6	#0	64QAM	22.10	11.66
1.4	26915	1	#0	64QAM	22.95	12.51
1.4	26915	1	#Mid	64QAM	23.00	12.56
1.4	26915	1	#Max	64QAM	23.00	12.56
1.4	26915	3	#0	64QAM	22.87	12.43
1.4	26915	3	#Mid	64QAM	22.87	12.43
1.4	26915	3	#Max	64QAM	22.86	12.42
1.4	26915	6	#0	64QAM	21.92	11.48

1.4	27033	1	#0	64QAM	22.69	12.25
1.4	27033	1	#Mid	64QAM	22.72	12.28
1.4	27033	1	#Max	64QAM	22.69	12.25
1.4	27033	3	#0	64QAM	22.82	12.38
1.4	27033	3	#Mid	64QAM	22.79	12.35
1.4	27033	3	#Max	64QAM	22.79	12.35
1.4	27033	6	#0	64QAM	21.92	11.48
3	26805	1	#0	64QAM	22.99	12.55
3	26805	1	#Mid	64QAM	23.12	12.68
3	26805	1	#Max	64QAM	23.00	12.56
3	26805	8	#0	64QAM	21.93	11.49
3	26805	8	#Mid	64QAM	21.95	11.51
3	26805	8	#Max	64QAM	21.99	11.55
3	26805	15	#0	64QAM	21.91	11.47
3	26915	1	#0	64QAM	22.84	12.40
3	26915	1	#Mid	64QAM	22.91	12.47
3	26915	1	#Max	64QAM	22.82	12.38
3	26915	8	#0	64QAM	21.84	11.40
3	26915	8	#Mid	64QAM	21.83	11.39
3	26915	8	#Max	64QAM	21.89	11.45
3	26915	15	#0	64QAM	21.77	11.33
3	27025	1	#0	64QAM	22.56	12.12
3	27025	1	#Mid	64QAM	22.67	12.23
3	27025	1	#Max	64QAM	22.57	12.13
3	27025	8	#0	64QAM	21.85	11.41
3	27025	8	#Mid	64QAM	21.86	11.42
3	27025	8	#Max	64QAM	21.86	11.42
3	27025	15	#0	64QAM	21.84	11.40
5	26815	1	#0	64QAM	24.00	13.56
5	26815	1	#Mid	64QAM	24.14	13.70
5	26815	1	#Max	64QAM	24.01	13.57
5	26815	12	#0	64QAM	23.07	12.63
5	26815	12	#Mid	64QAM	23.11	12.67
5	26815	12	#Max	64QAM	23.06	12.62
5	26815	25	#0	64QAM	23.05	12.61
5	26915	1	#0	64QAM	23.89	13.45
5	26915	1	#Mid	64QAM	23.98	13.54
5	26915	1	#Max	64QAM	23.84	13.40
5	26915	12	#0	64QAM	22.93	12.49
5	26915	12	#Mid	64QAM	22.93	12.49
5	26915	12	#Max	64QAM	22.95	12.51
5	26915	25	#0	64QAM	22.94	12.50
5	27015	1	#0	64QAM	23.91	13.47
5	27015	1	#Mid	64QAM	24.00	13.56

5	27015	1	#Max	64QAM	23.89	13.45
5	27015	12	#0	64QAM	22.97	12.53
5	27015	12	#Mid	64QAM	22.96	12.52
5	27015	12	#Max	64QAM	22.89	12.45
5	27015	25	#0	64QAM	22.94	12.50
10	26840	1	#0	64QAM	23.36	12.92
10	26840	1	#Mid	64QAM	23.32	12.88
10	26840	1	#Max	64QAM	23.21	12.77
10	26840	25	#0	64QAM	22.17	11.73
10	26840	25	#Mid	64QAM	22.14	11.70
10	26840	25	#Max	64QAM	22.10	11.66
10	26840	50	#0	64QAM	22.08	11.64
10	26915	1	#0	64QAM	23.20	12.76
10	26915	1	#Mid	64QAM	23.15	12.71
10	26915	1	#Max	64QAM	23.15	12.71
10	26915	25	#0	64QAM	21.99	11.55
10	26915	25	#Mid	64QAM	21.94	11.50
10	26915	25	#Max	64QAM	21.93	11.49
10	26915	50	#0	64QAM	21.91	11.47
10	26990	1	#0	64QAM	22.89	12.45
10	26990	1	#Mid	64QAM	22.95	12.51
10	26990	1	#Max	64QAM	22.85	12.41
10	26990	25	#0	64QAM	22.01	11.57
10	26990	25	#Mid	64QAM	22.02	11.58
10	26990	25	#Max	64QAM	21.88	11.44
10	26990	50	#0	64QAM	21.93	11.49
15	26865	1	#0	64QAM	23.10	12.66
15	26865	1	#Mid	64QAM	23.17	12.73
15	26865	1	#Max	64QAM	22.95	12.51
15	26865	36	#0	64QAM	22.10	11.66
15	26865	36	#Mid	64QAM	22.08	11.64
15	26865	36	#Max	64QAM	22.04	11.60
15	26865	75	#0	64QAM	22.08	11.64
15	26915	1	#0	64QAM	23.26	12.82
15	26915	1	#Mid	64QAM	23.28	12.84
15	26915	1	#Max	64QAM	23.17	12.73
15	26915	36	#0	64QAM	22.03	11.59
15	26915	36	#Mid	64QAM	22.03	11.59
15	26915	36	#Max	64QAM	21.96	11.52
15	26915	75	#0	64QAM	22.03	11.59
15	26965	1	#0	64QAM	23.11	12.67
15	26965	1	#Mid	64QAM	23.20	12.76
15	26965	1	#Max	64QAM	23.10	12.66
15	26965	36	#0	64QAM	21.91	11.47

15	26965	36	#Mid	64QAM	21.92	11.48
15	26965	36	#Max	64QAM	21.87	11.43
15	26965	75	#0	64QAM	21.97	11.53

6.2. Occupied Bandwidth

Mode	Channel	Frequency (MHz)	99% Power Bandwidth (MHz)	-26dBc Bandwidth(MHz)
GSM 850 (GMSK)	128	824.2	0.24	0.31
	190	836.6	0.25	0.31
	251	848.8	0.24	0.31
GPRS 850 (GMSK)	128	824.2	0.25	0.31
	190	836.6	0.25	0.32
	251	848.8	0.25	0.31
EGPRS 850 (8PSK)	128	824.2	0.24	0.31
	190	836.6	0.24	0.31
	251	848.8	0.24	0.31
WCDMA Band V (RMC)	4132	826.4	4.16	4.66
	4183	836.6	4.15	4.67
	4233	846.6	4.16	4.67

LTE Band 5						
RB	Modulation	Bandwidth (MHz)	Channel	Frequency (MHz)	99% Power Bandwidth(MHz)	-26dBc Bandwidth(MHz)
100%	QPSK	1.4	20407	824.7	1.10	1.28
			20525	836.5	1.10	1.28
			20643	848.3	1.10	1.27
		3	20415	825.5	2.69	2.94
			20525	836.5	2.69	2.96
			20635	847.5	2.70	2.97
		5	20425	826.5	4.52	4.88
			20525	836.5	4.51	4.91
			20625	846.5	4.51	4.90
	10	20450	829	8.99	9.81	
		20525	836.5	8.96	9.57	
		20600	844	8.94	9.62	
	16QAM	1.4	20407	824.7	1.09	1.26
			20525	836.5	1.10	1.27
			20643	848.3	1.10	1.29
3		20415	825.5	2.69	2.98	
		20525	836.5	2.68	2.99	

		5	20635	847.5	2.68	3.00	
			20425	826.5	4.52	4.92	
			20525	836.5	4.50	4.91	
			20625	846.5	4.50	4.94	
		10	20450	829	8.96	9.72	
			20525	836.5	8.99	9.63	
			20600	844	8.95	9.62	
		64QAM	1.4	20407	824.7	1.09	1.27
				20525	836.5	1.09	1.25
				20643	848.3	1.10	1.27
	3		20415	825.5	2.69	2.98	
			20525	836.5	2.69	2.96	
			20635	847.5	2.69	2.98	
	5		20425	826.5	4.51	4.87	
			20525	836.5	4.51	4.93	
			20625	846.5	4.51	4.90	
	10		20450	829	8.98	9.76	
		20525	836.5	8.97	9.70		
		20600	844	8.96	9.61		

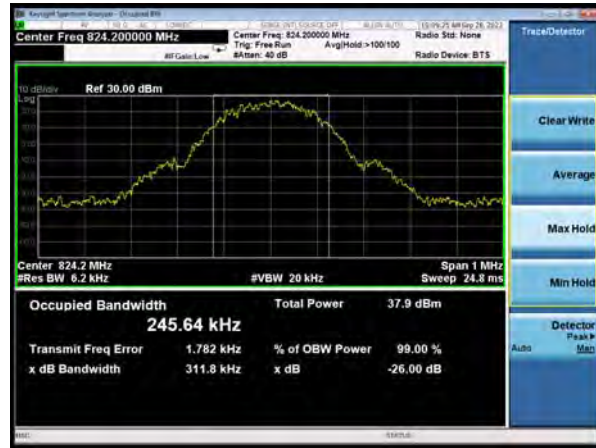
LTE Band 26						
RB	Modulation	Bandwidth (MHz)	Channel	Frequency (MHz)	99% Power Bandwidth(MHz)	-26dBc Bandwidth(MHz)
100%	QPSK	1.4	26797	824.7	1.09	1.28
			26915	836.5	1.10	1.28
			27033	848.3	1.09	1.27
		3	26805	825.5	2.68	2.93
			26915	836.5	2.69	2.97
			27025	847.5	2.70	2.98
		5	26815	826.5	4.51	4.89
			26915	836.5	4.50	4.92
			27015	846.5	4.50	4.93
		10	26840	829	8.97	9.66
			26915	836.5	8.95	9.68
			26990	844	8.97	9.73

		15	26865	831.5	13.47	14.46		
			26915	836.5	13.43	14.68		
			26965	841.5	13.43	14.41		
	16QAM	1.4		26797	824.7	1.10	1.28	
				26915	836.5	1.10	1.29	
				27033	848.3	1.10	1.27	
		3		26805	825.5	2.69	2.98	
				26915	836.5	2.68	2.97	
				27025	847.5	2.68	2.97	
		5		26815	826.5	4.51	4.95	
				26915	836.5	4.51	4.85	
				27015	846.5	4.54	4.87	
		10		26840	829	8.97	9.67	
				26915	836.5	8.97	9.71	
				26990	844	8.96	9.65	
		15		26865	831.5	13.48	14.52	
				26915	836.5	13.48	14.51	
				26965	841.5	13.45	14.46	
		64QAM	1.4		26797	824.7	1.10	1.28
					26915	836.5	1.10	1.28
					27033	848.3	1.09	1.28
			3		26805	825.5	2.69	3.03
					26915	836.5	2.69	2.95
					27025	847.5	2.68	2.98
			5		26815	826.5	4.51	4.95
					26915	836.5	4.50	4.88
					27015	846.5	4.52	4.88
			10		26840	829	8.98	9.71
					26915	836.5	9.00	9.57
					26990	844	8.95	9.71
15			26865	831.5	13.49	14.57		
			26915	836.5	13.46	14.46		
			26965	841.5	13.42	14.34		

GSM 850 CH-Low



GSM 850 GPRS CH-Low



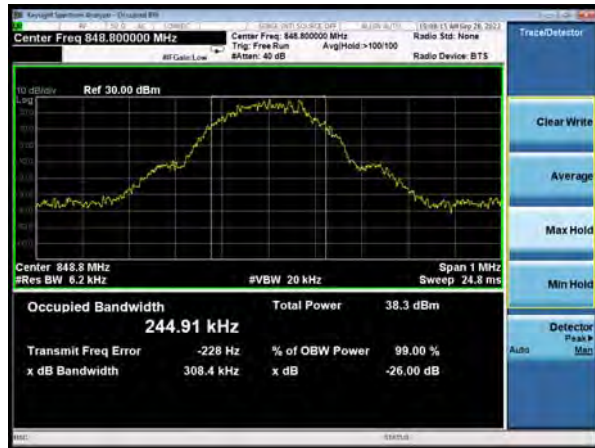
GSM 850 CH-Middle



GSM 850 GPRS CH-Middle



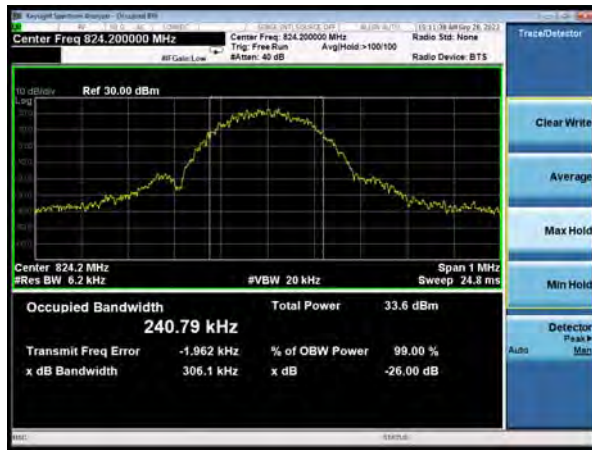
GSM 850 CH-High



GSM 850 GPRS CH-High



GSM 850 EGPRS CH-Low



WCDMA Band V CH-Low



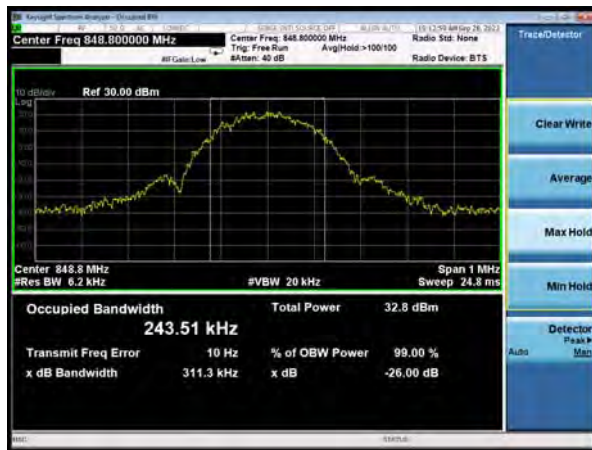
GSM 850 EGPRS CH-Middle



WCDMA Band V CH-Middle



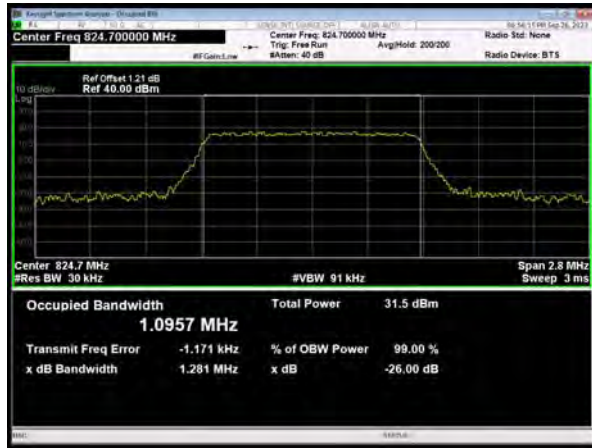
GSM 850 EGPRS CH-High



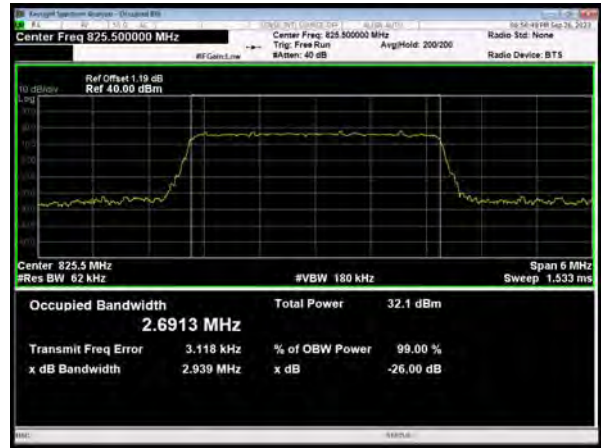
WCDMA Band V CH-High



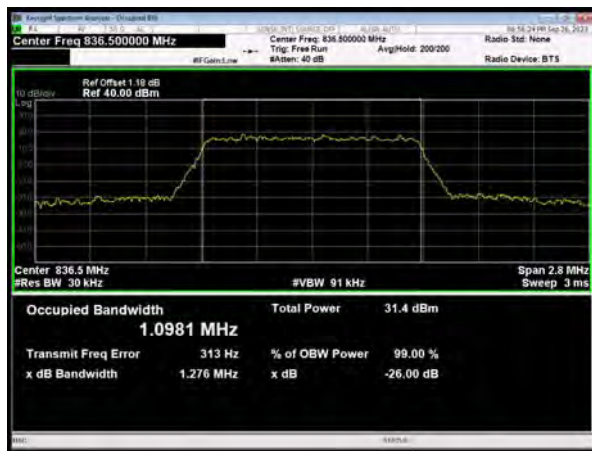
LTE Band 5 QPSK 1.4MHz CH-Low



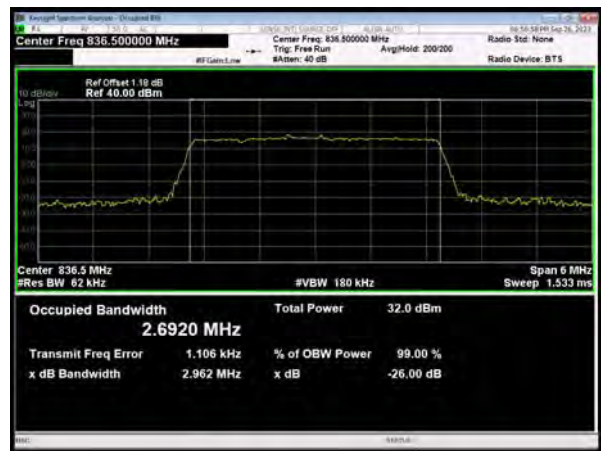
LTE Band 5 QPSK 3MHz CH-Low



LTE Band 5 QPSK 1.4MHz CH-Middle



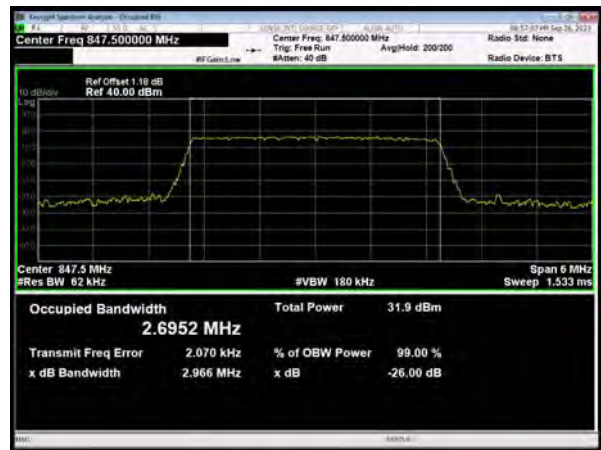
LTE Band 5 QPSK 3MHz CH-Middle

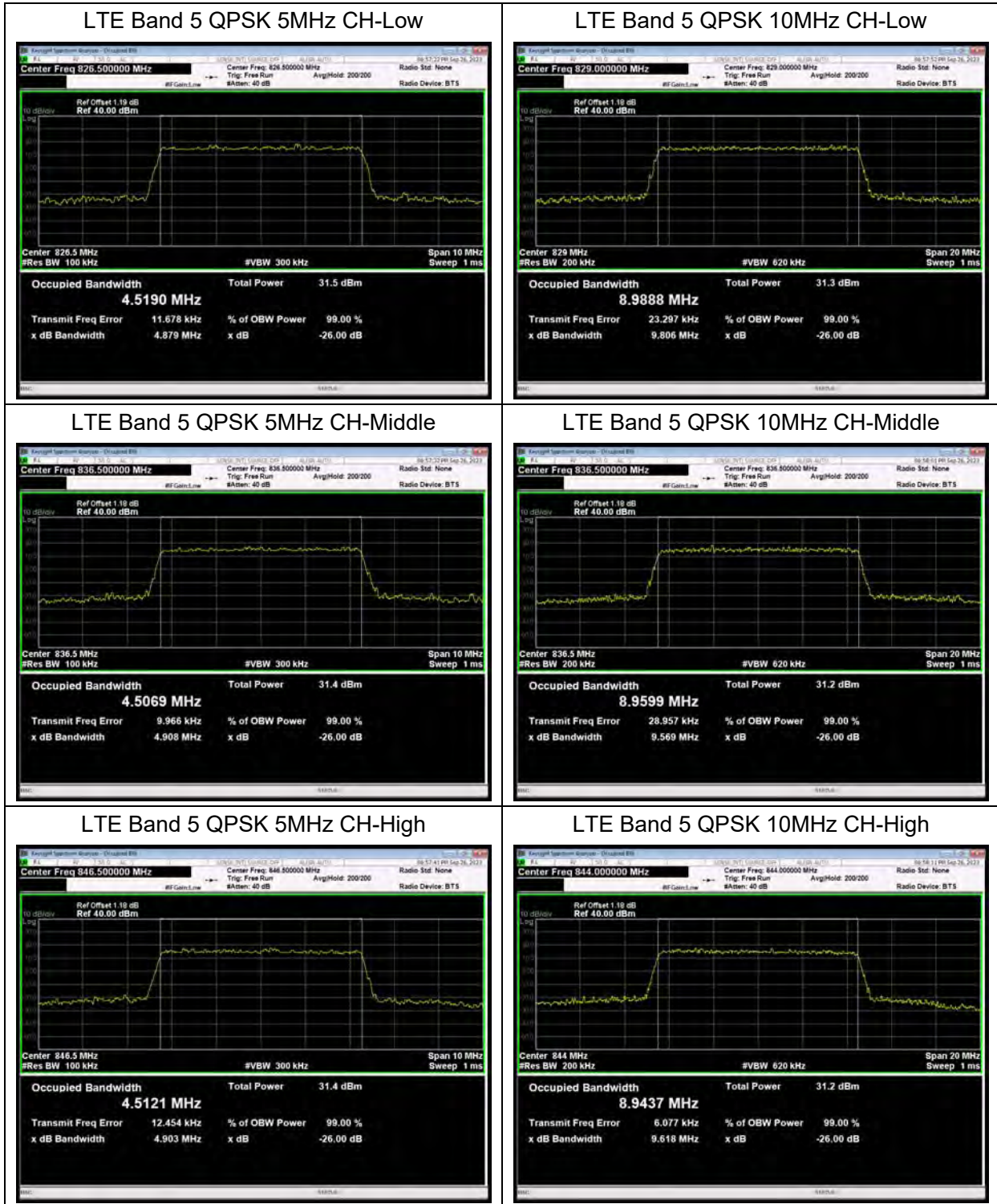


LTE Band 5 QPSK 1.4MHz CH-High

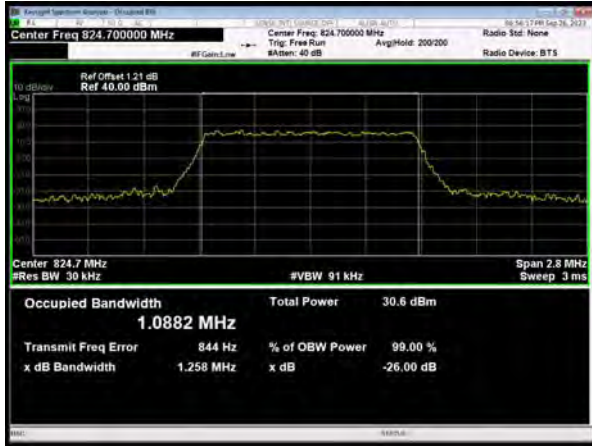


LTE Band 5 QPSK 3MHz CH-High

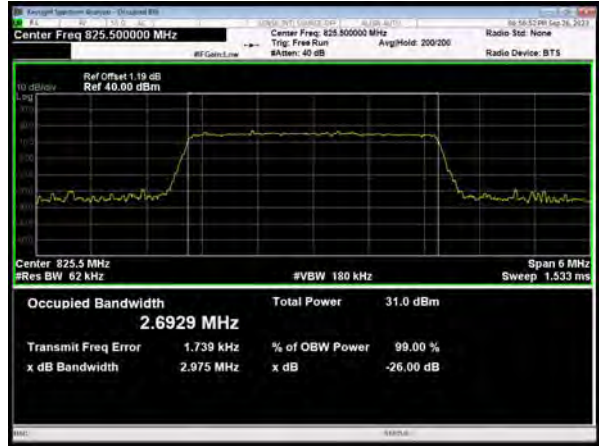




LTE Band 5 16QAM 1.4MHz CH-Low



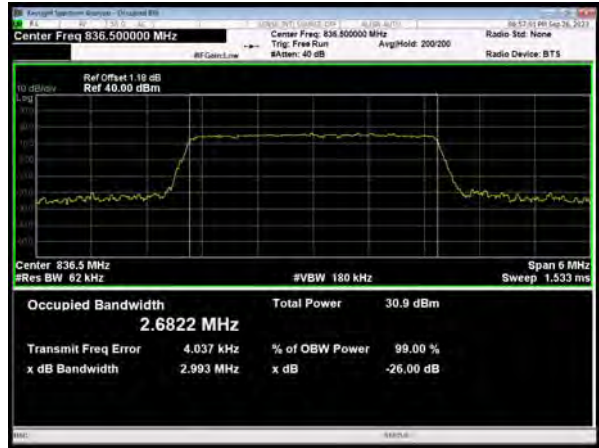
LTE Band 5 16QAM 3MHz CH-Low



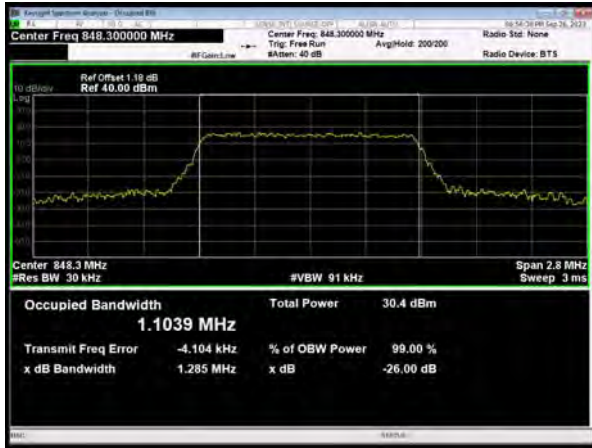
LTE Band 5 16QAM 1.4MHz CH-Middle



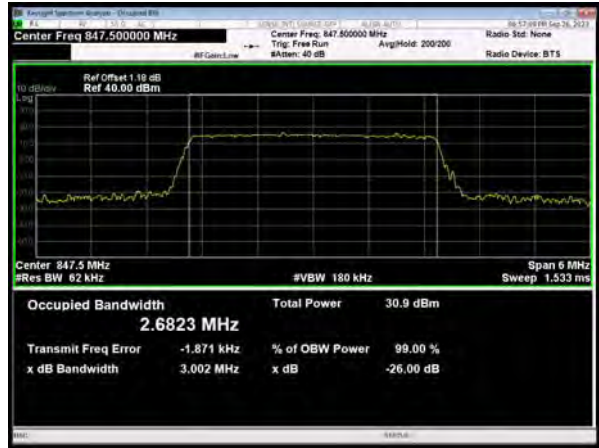
LTE Band 5 16QAM 3MHz CH-Middle

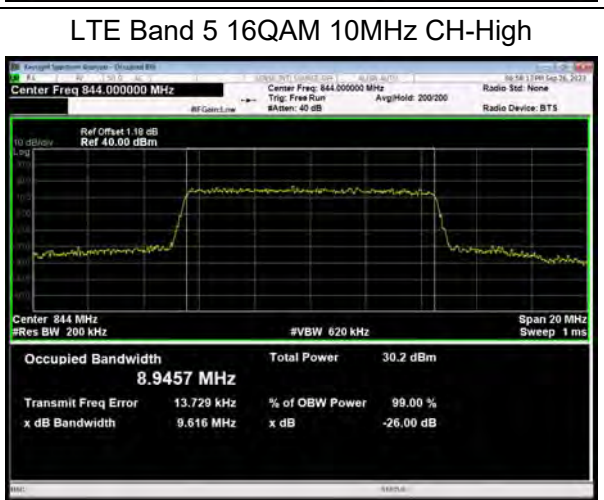
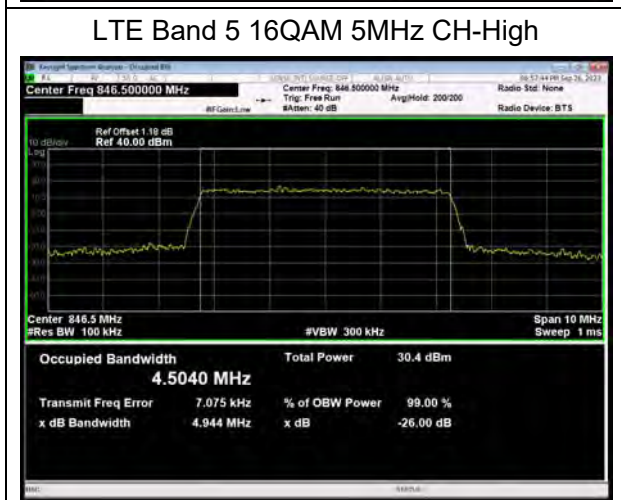
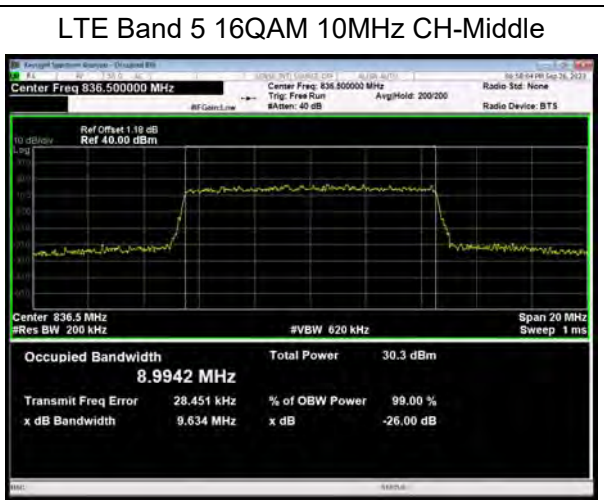
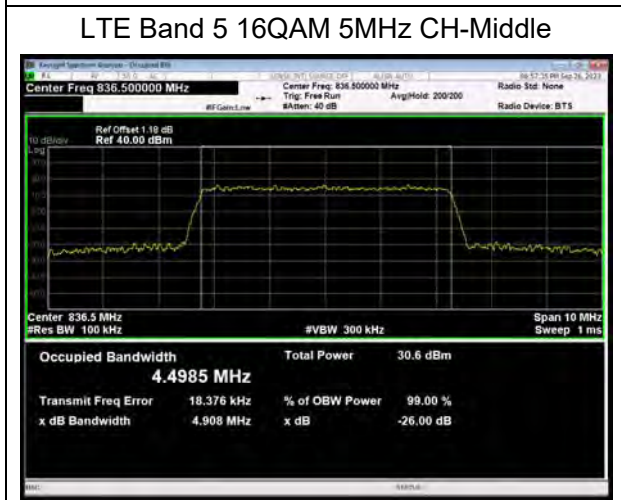
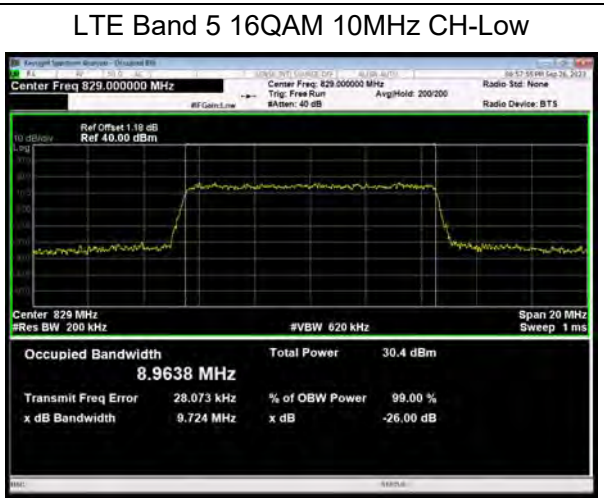
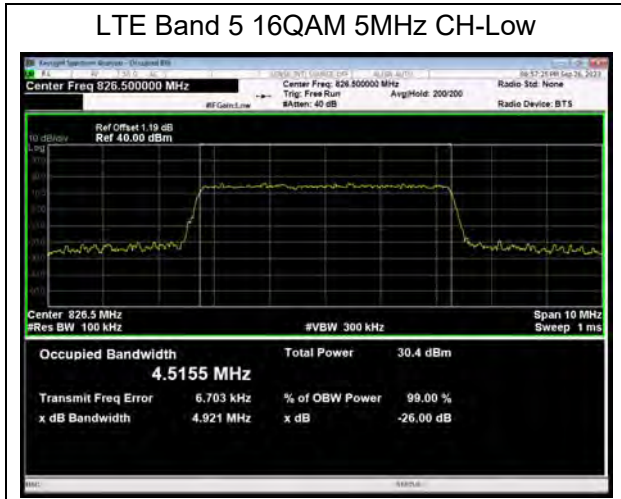


LTE Band 5 16QAM 1.4MHz CH-High



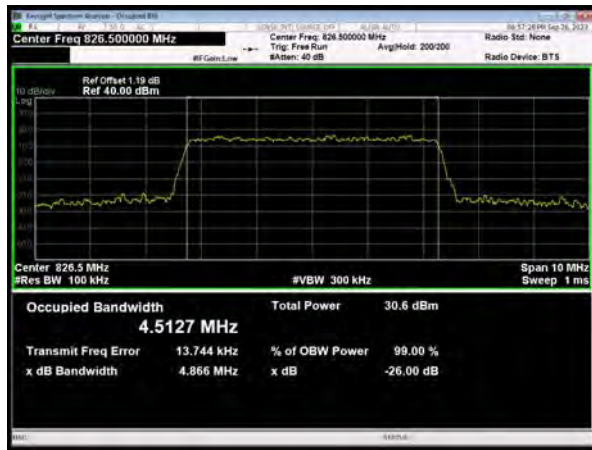
LTE Band 5 16QAM 3MHz CH-High



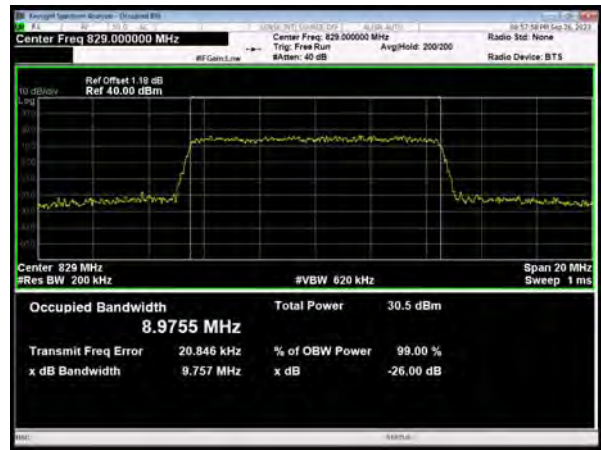




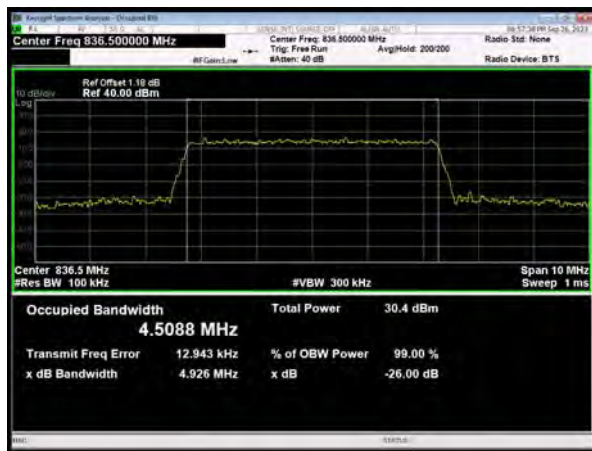
LTE Band 5 64QAM 5MHz CH-Low



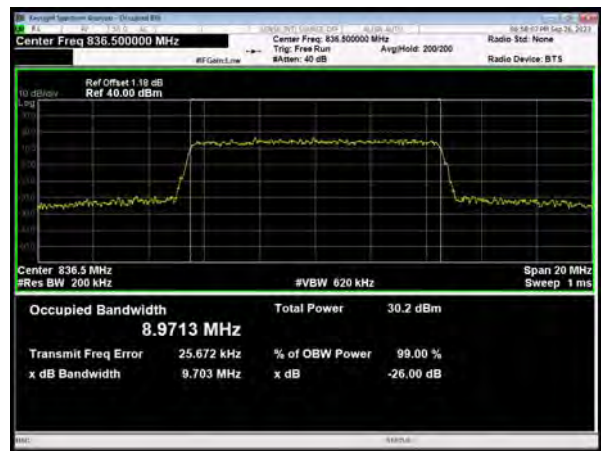
LTE Band 5 64QAM 10MHz CH-Low



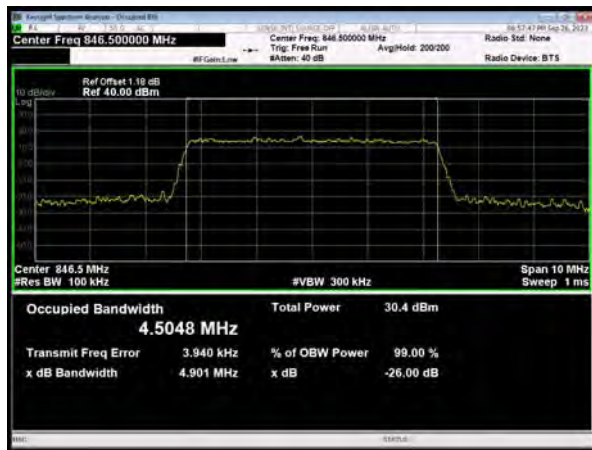
LTE Band 5 64QAM 5MHz CH-Middle



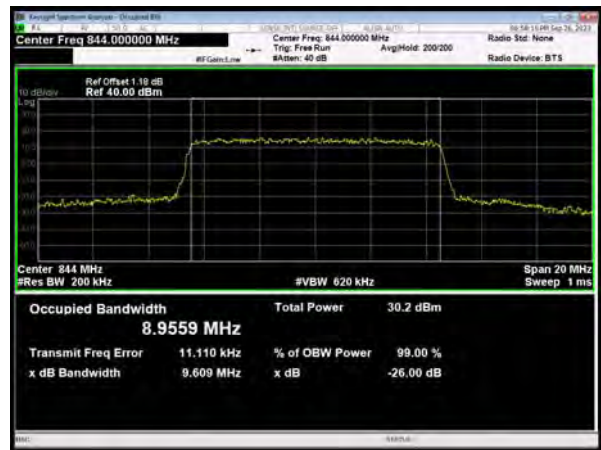
LTE Band 5 64QAM 10MHz CH-Middle



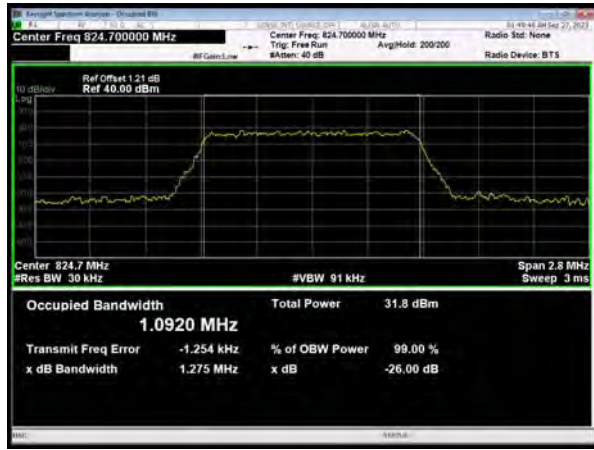
LTE Band 5 64QAM 5MHz CH-High



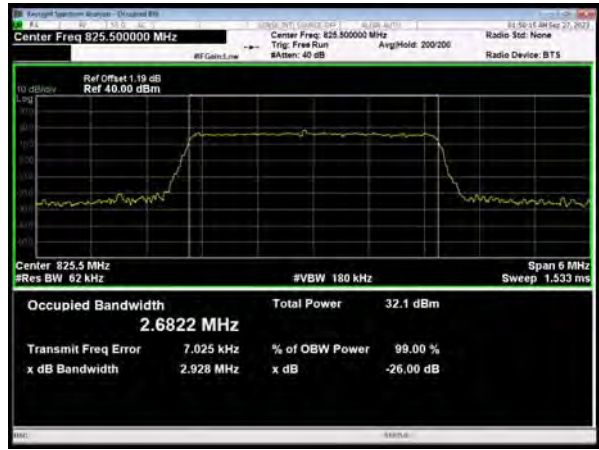
LTE Band 5 64QAM 10MHz CH-High



LTE Band 26 QPSK 1.4MHz CH-Low



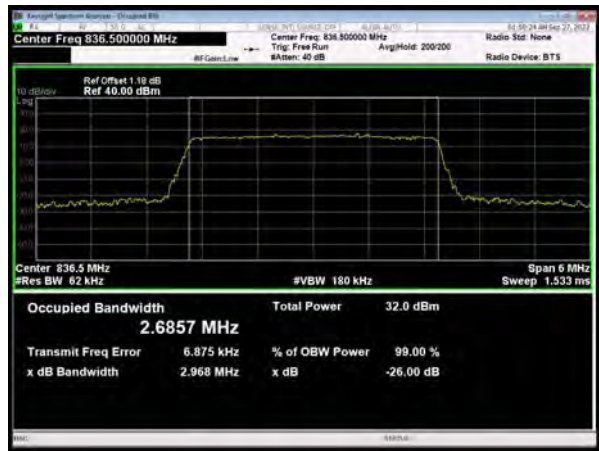
LTE Band 26 QPSK 3MHz CH-Low



LTE Band 26 QPSK 1.4MHz CH-Middle



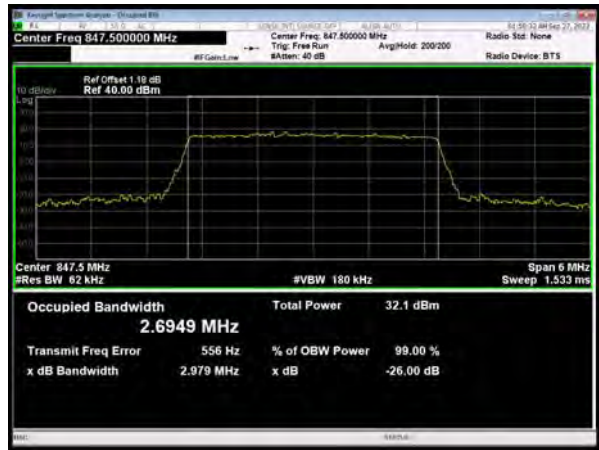
LTE Band 26 QPSK 3MHz CH-Middle

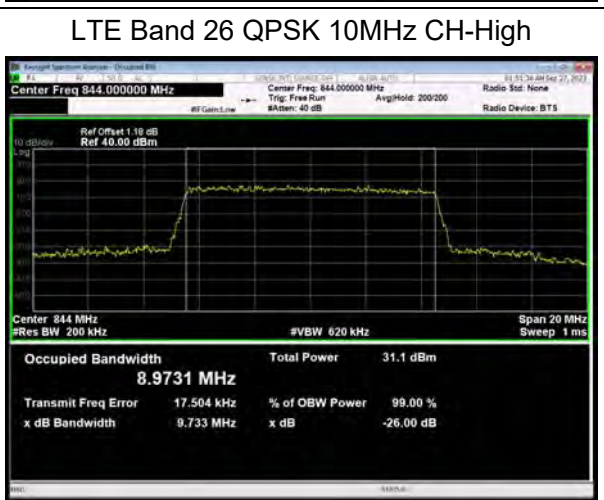
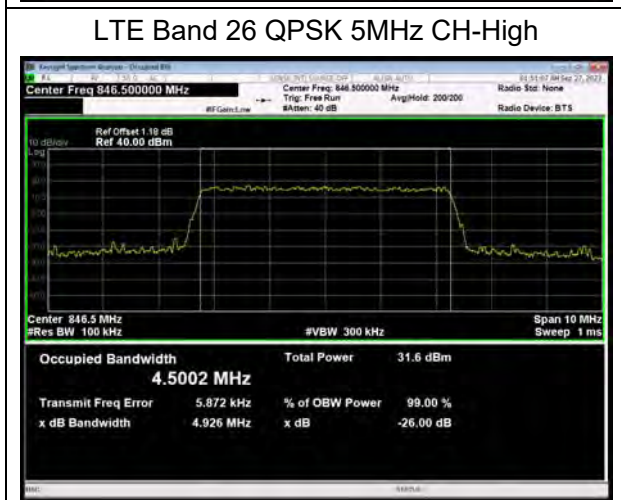
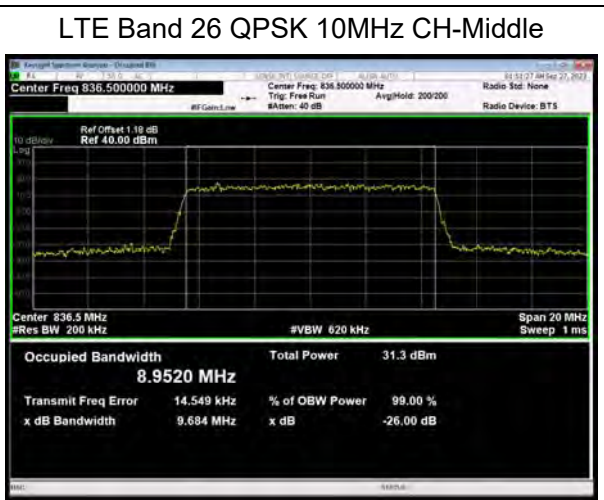
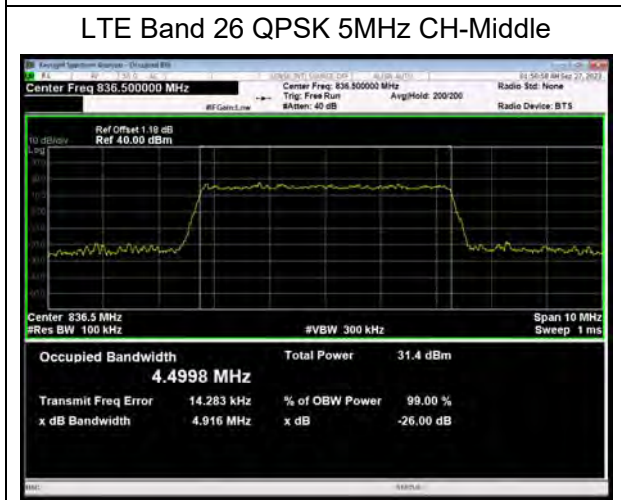
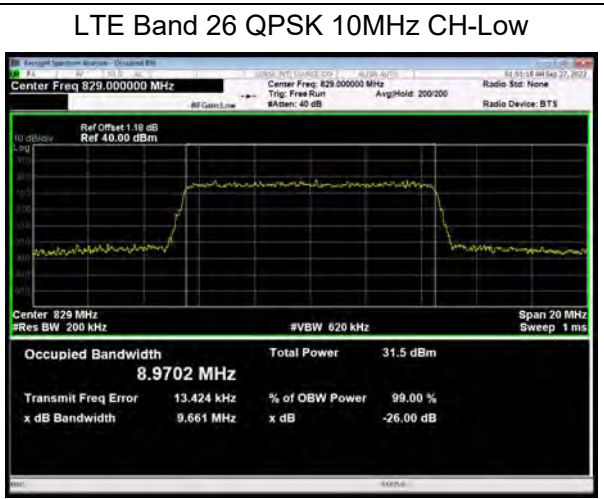
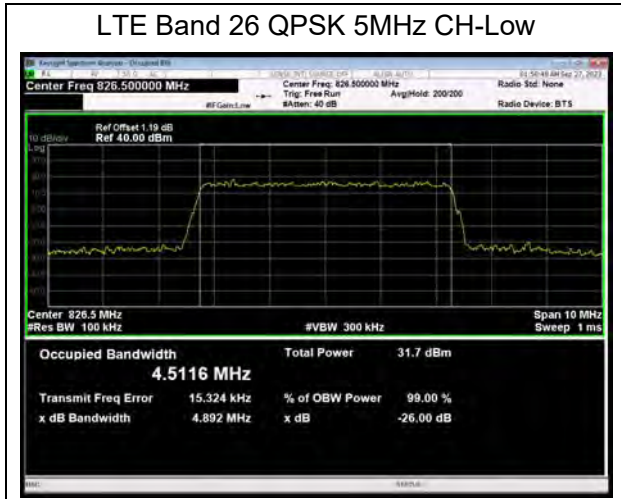


LTE Band 26 QPSK 1.4MHz CH-High

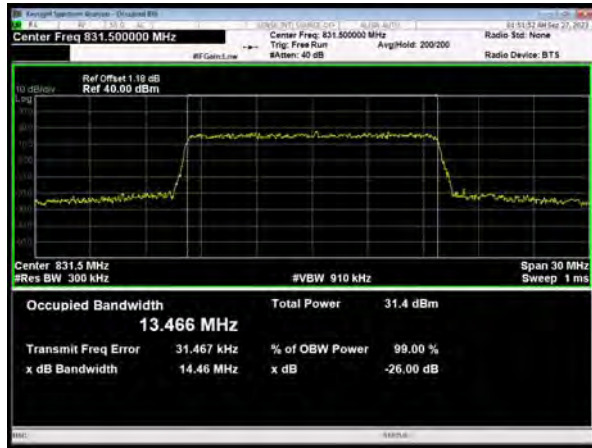


LTE Band 26 QPSK 3MHz CH-High

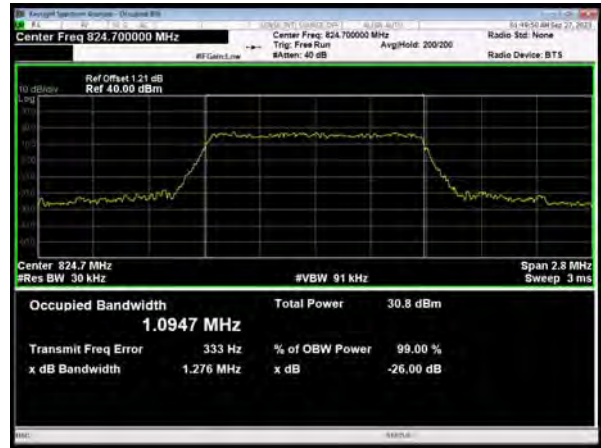




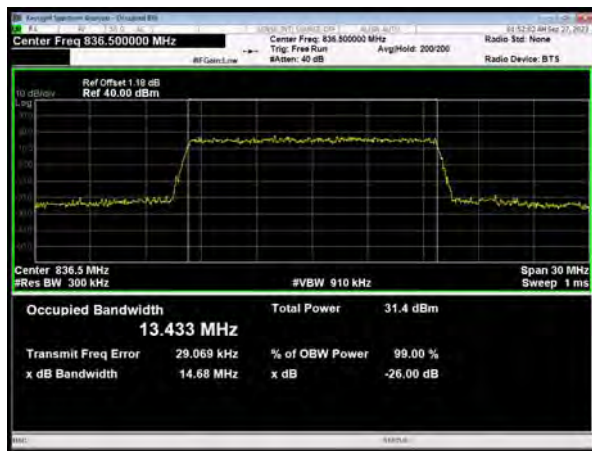
LTE Band 26 QPSK 15MHz CH-Low



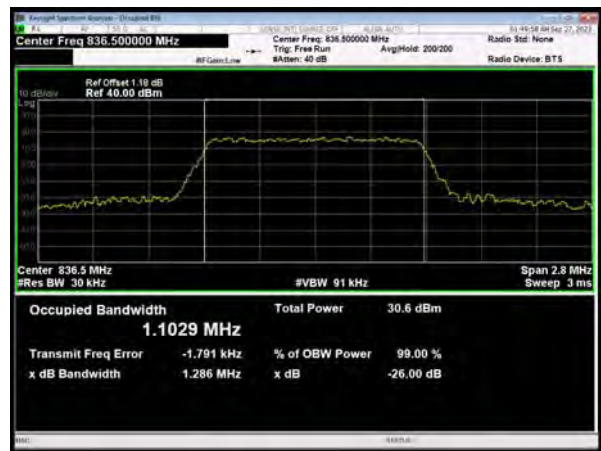
LTE Band 26 16QAM 1.4MHz CH-Low



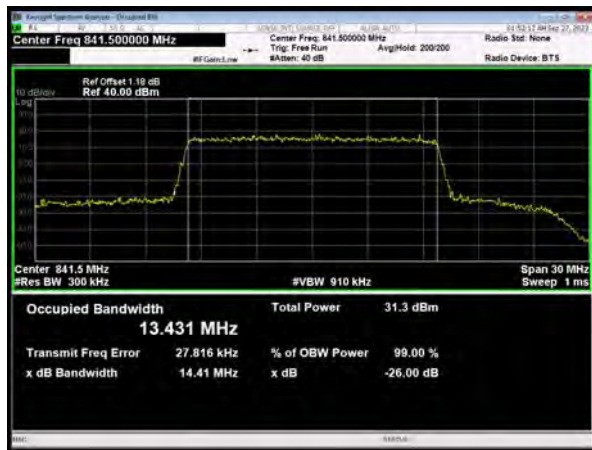
LTE Band 26 QPSK 15MHz CH-Middle



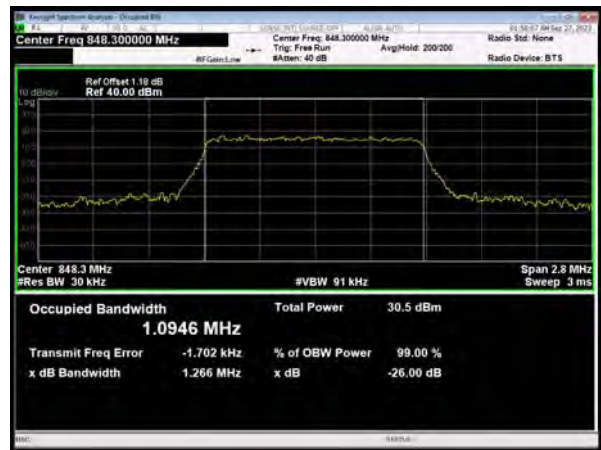
LTE Band 26 16QAM 1.4MHz CH-Middle



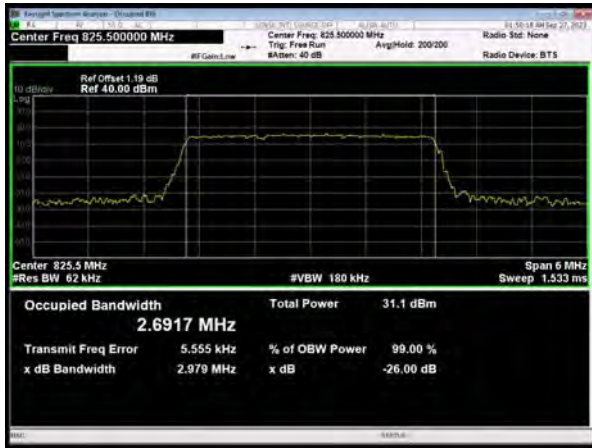
LTE Band 26 QPSK 15MHz CH-High



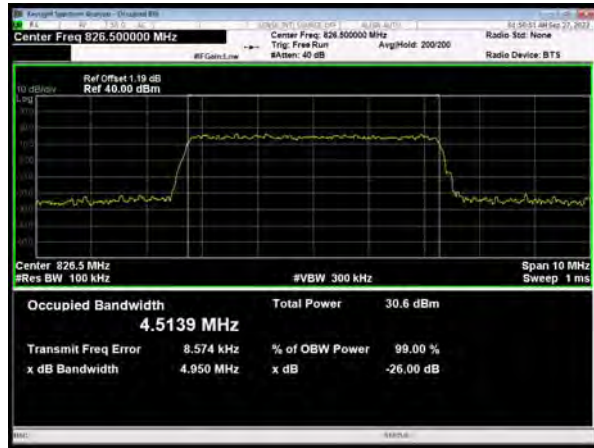
LTE Band 26 16QAM 1.4MHz CH-High



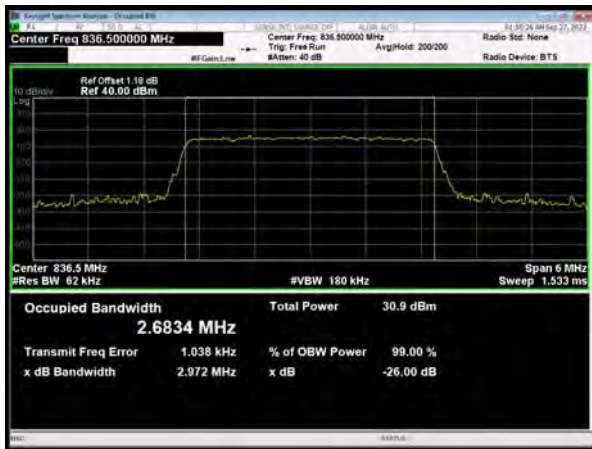
LTE Band 26 16QAM 3MHz CH-Low



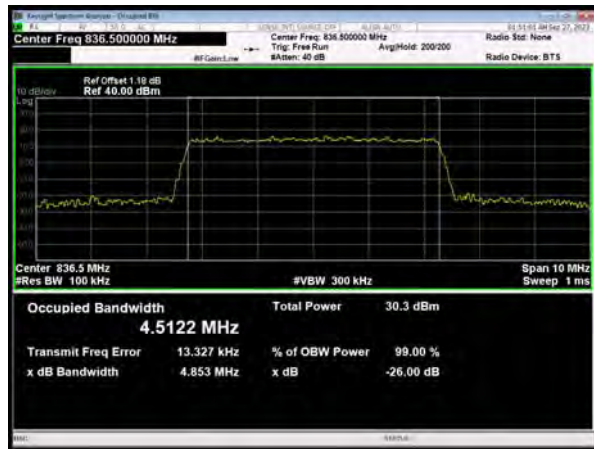
LTE Band 26 16QAM 5MHz CH-Low



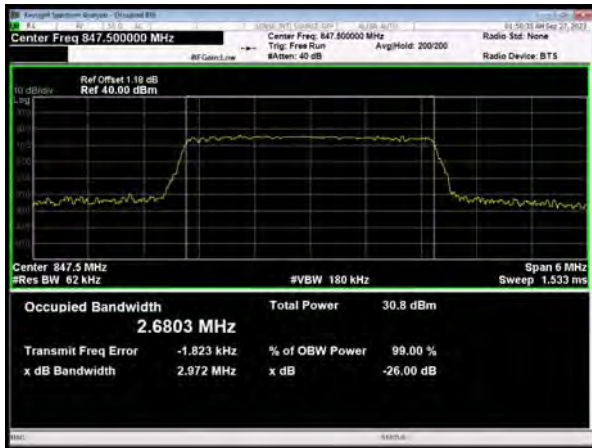
LTE Band 26 16QAM 3MHz CH-Middle



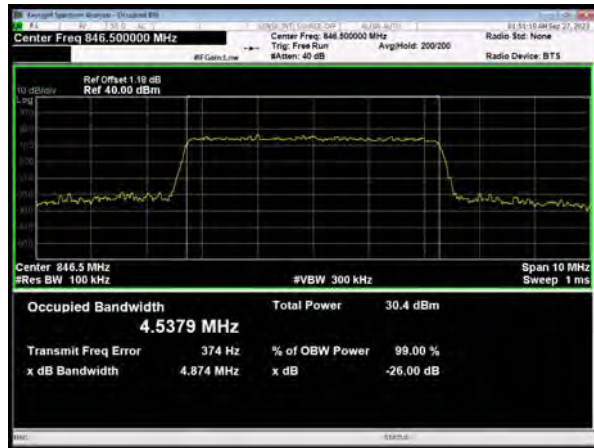
LTE Band 26 16QAM 5MHz CH-Middle



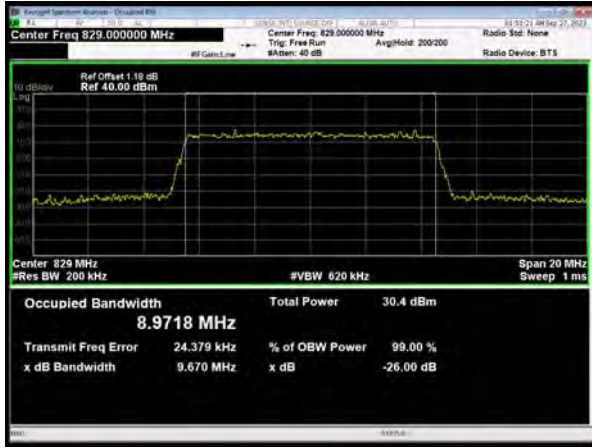
LTE Band 26 16QAM 3MHz CH-High



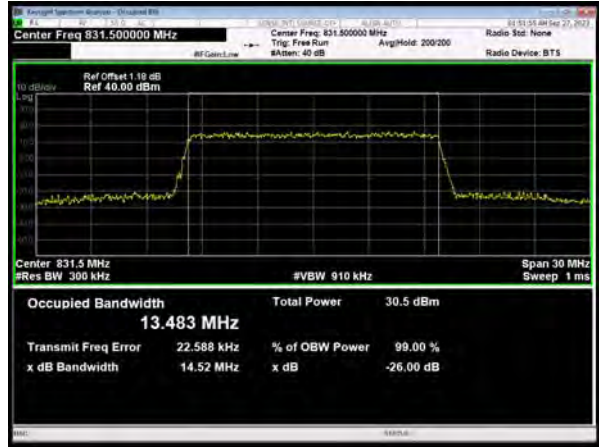
LTE Band 26 16QAM 5MHz CH-High



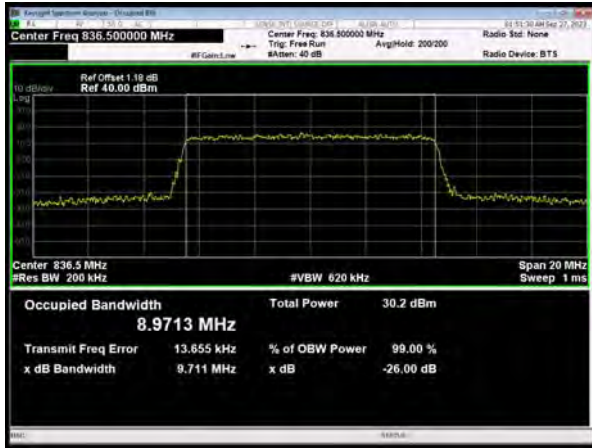
LTE Band 26 16QAM 10MHz CH-Low



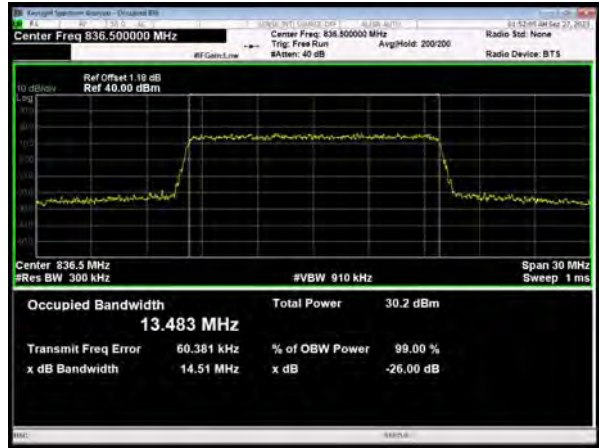
LTE Band 26 16QAM 15MHz CH-Low



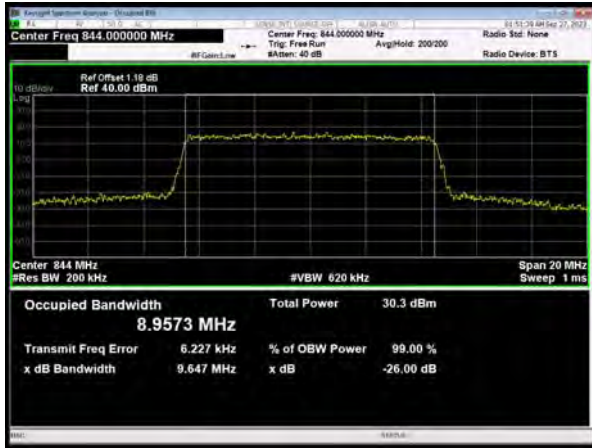
LTE Band 26 16QAM 10MHz CH-Middle



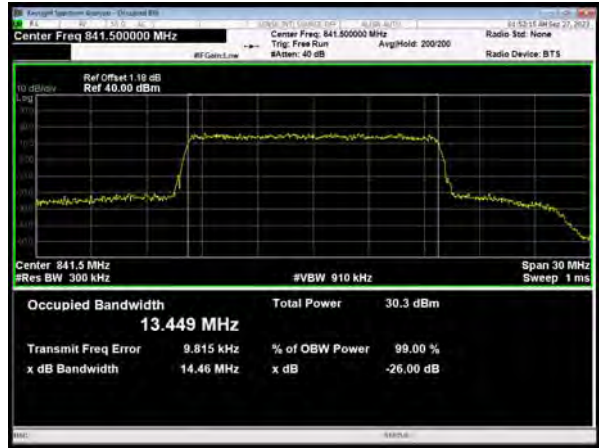
LTE Band 26 16QAM 15MHz CH-Middle



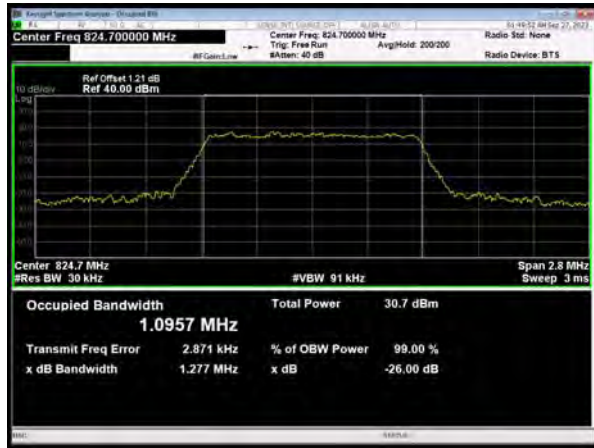
LTE Band 26 16QAM 10MHz CH-High



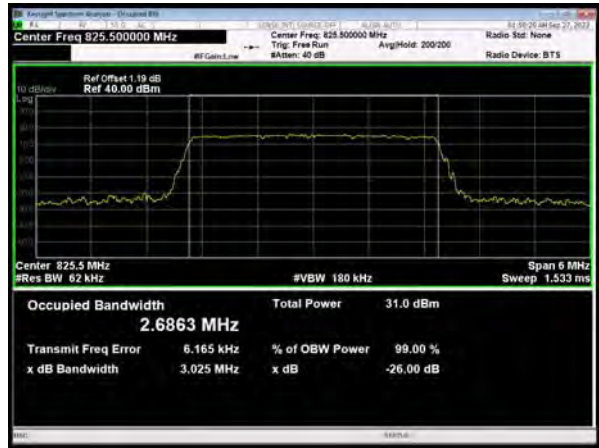
LTE Band 26 16QAM 15MHz CH-High



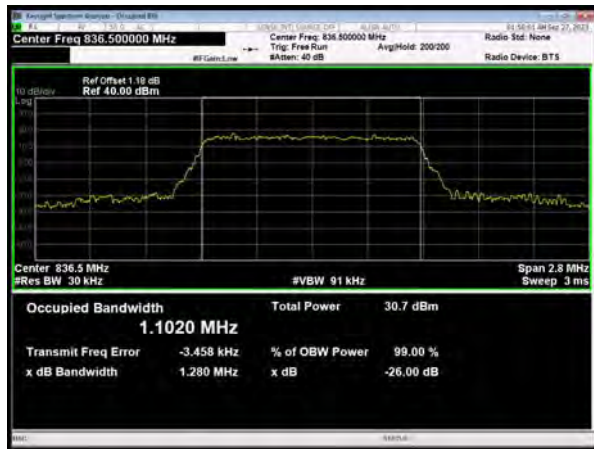
LTE Band 26 64QAM 1.4MHz CH-Low



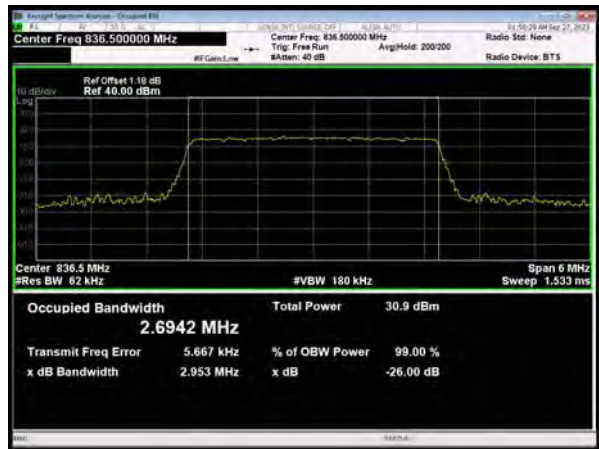
LTE Band 26 64QAM 3MHz CH-Low



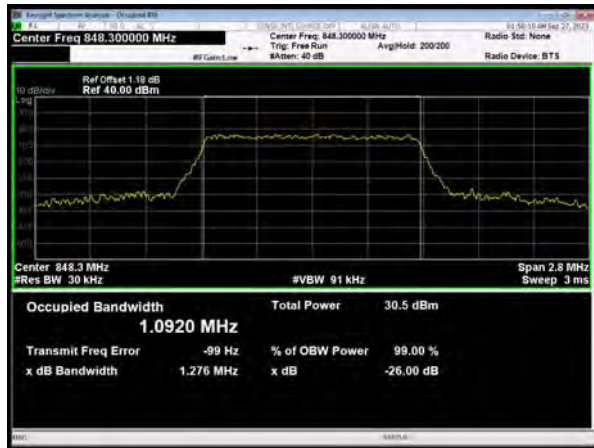
LTE Band 26 64QAM 1.4MHz CH-Middle



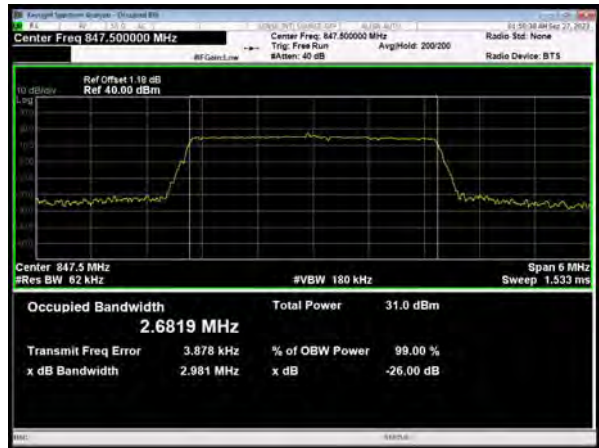
LTE Band 26 64QAM 3MHz CH-Middle



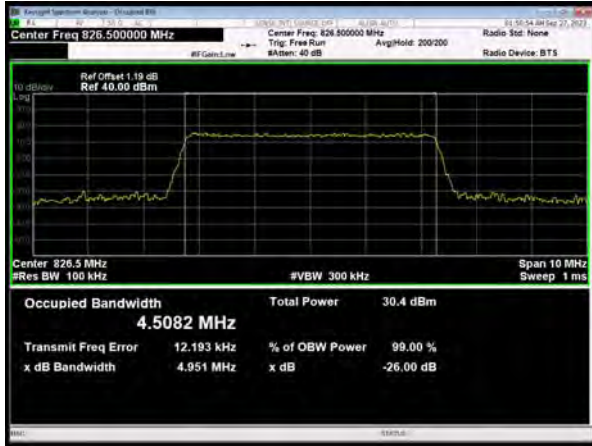
LTE Band 26 64QAM 1.4MHz CH-High



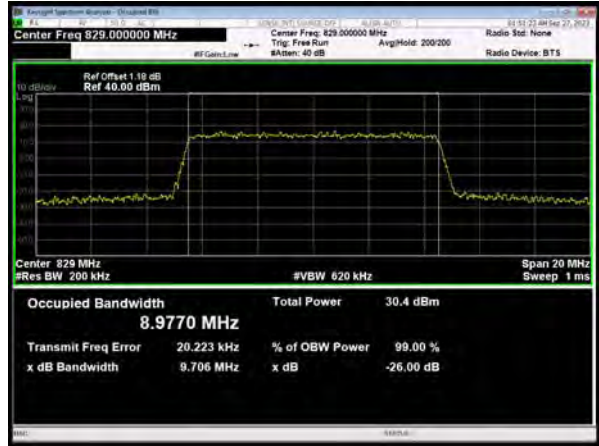
LTE Band 26 64QAM 3MHz CH-High



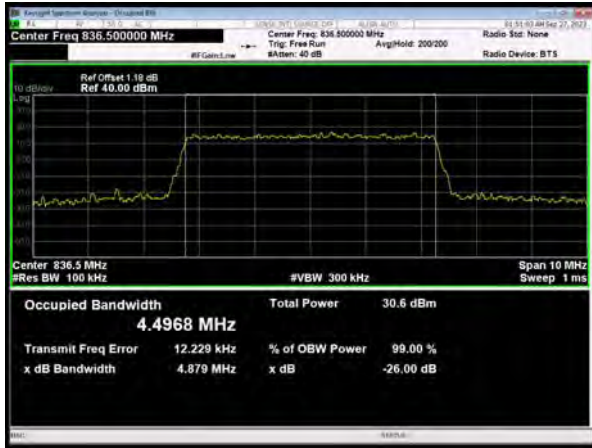
LTE Band 26 64QAM 5MHz CH-Low



LTE Band 26 64QAM 10MHz CH-Low



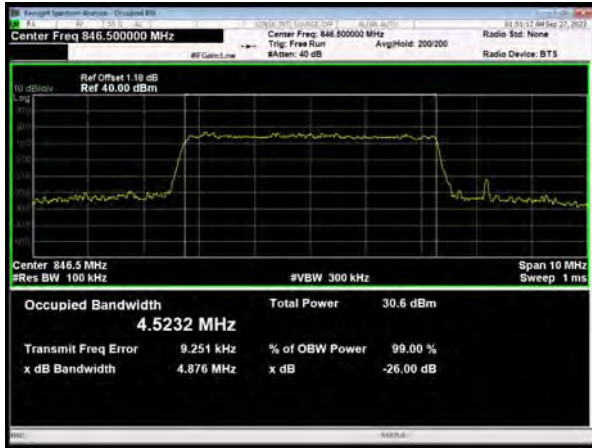
LTE Band 26 64QAM 5MHz CH-Middle



LTE Band 26 64QAM 10MHz CH-Middle



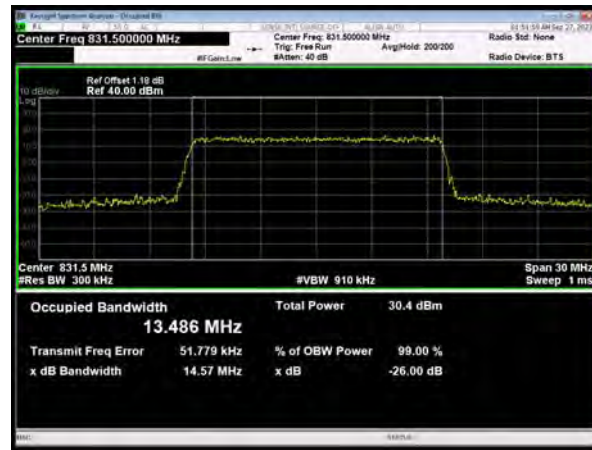
LTE Band 26 64QAM 5MHz CH-High



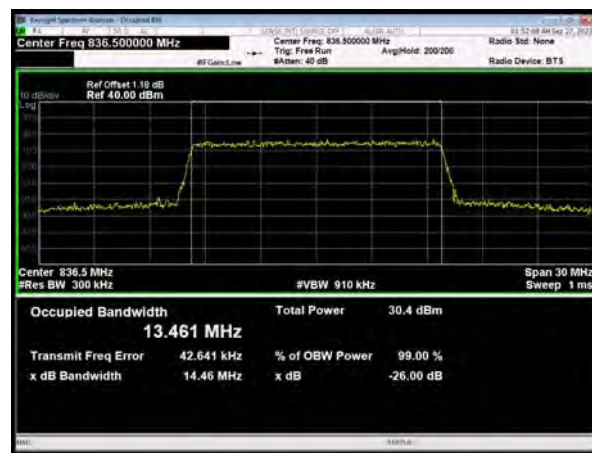
LTE Band 26 64QAM 10MHz CH-High



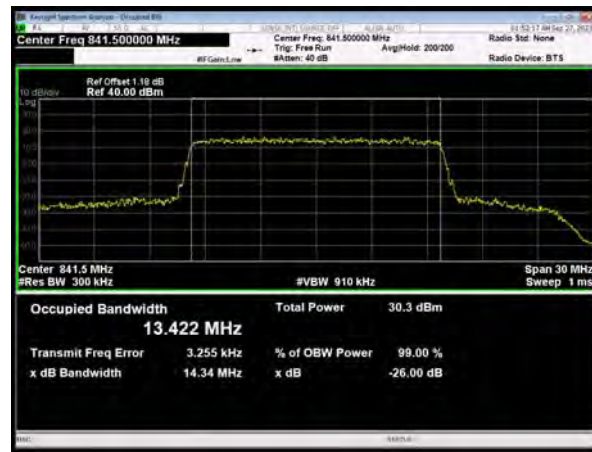
LTE Band 26 64QAM 15MHz CH-Low



LTE Band 26 64QAM 15MHz CH-Middle

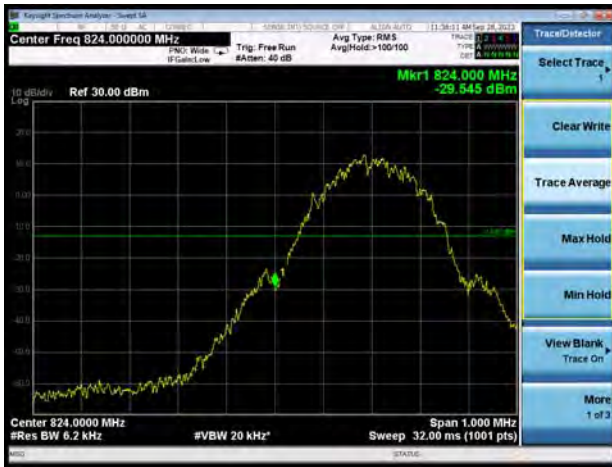


LTE Band 26 64QAM 15MHz CH-High

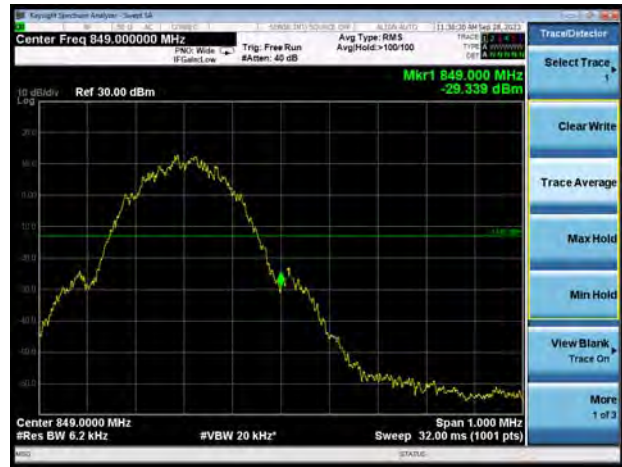


6.3. Band Edge Compliance

GSM 850 CH-Low



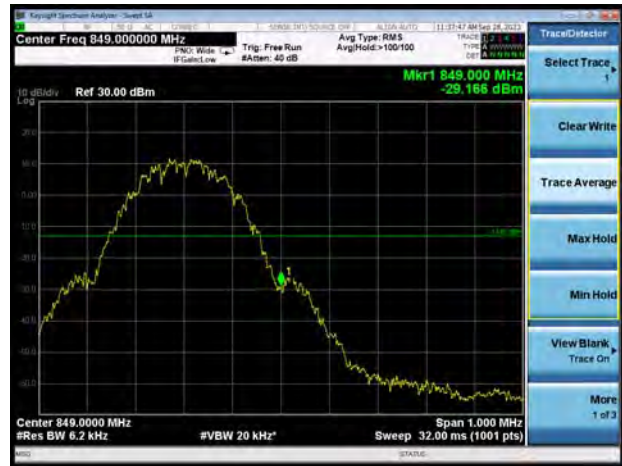
GSM 850 CH-High



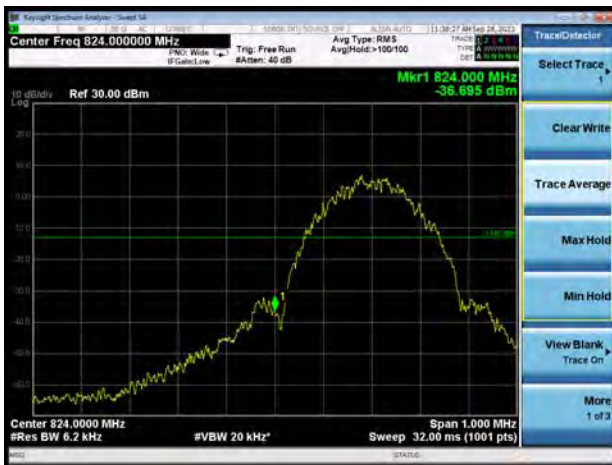
GSM 850 GPRS CH-Low



GSM 850 GPRS CH-High



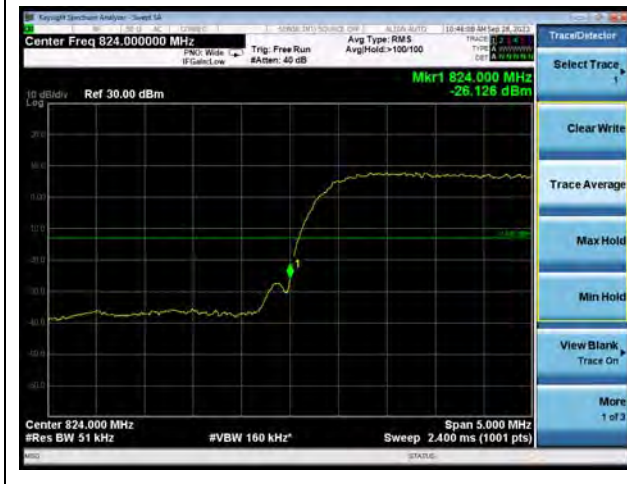
GSM 850 EGPRS CH-Low



GSM 850 EGPRS CH-High



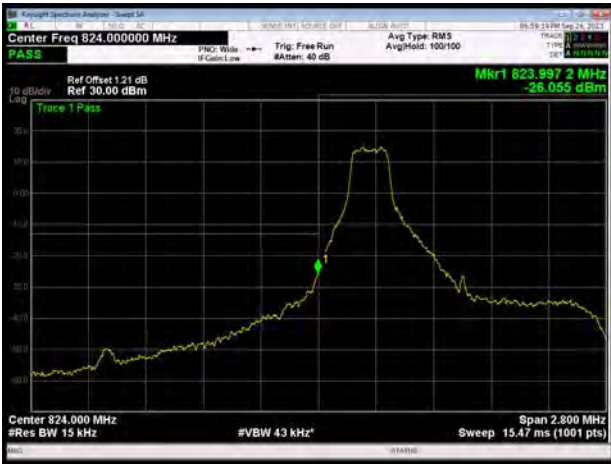
WCDMA Band V CH-Low



WCDMA Band V CH-High



LTE Band 5 QPSK 1.4MHz CH-Low 1RB



LTE Band 5 QPSK 1.4MHz CH-High 1RB



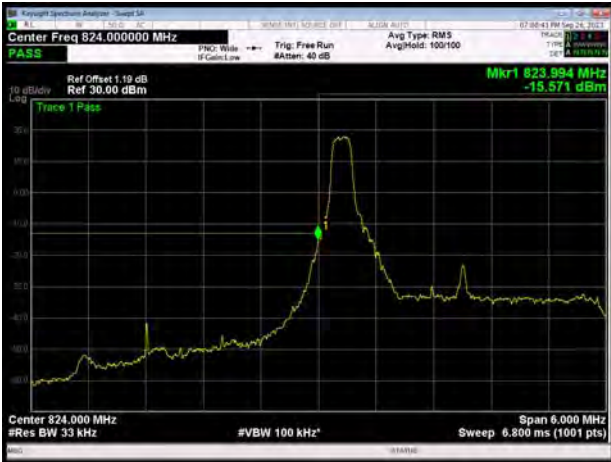
LTE Band 5 QPSK 1.4MHz CH-Low 100%RB



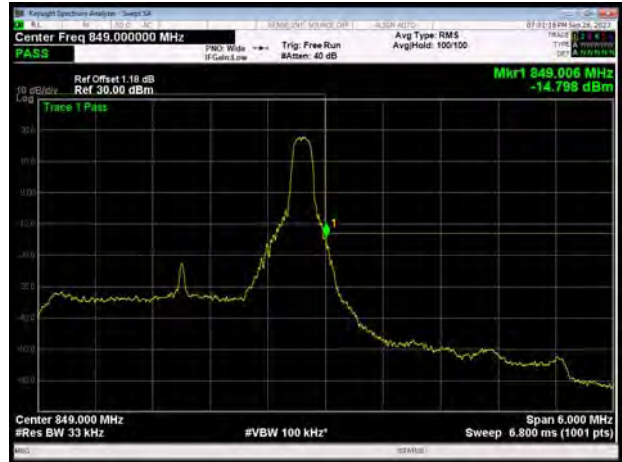
LTE Band 5 QPSK 1.4MHz CH-High 100%RB



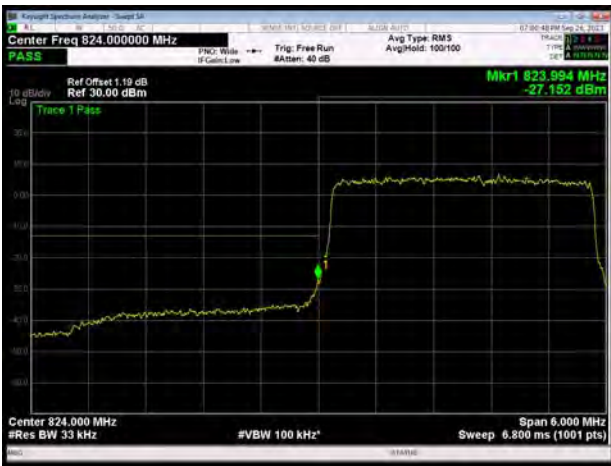
LTE Band 5 QPSK 3MHz CH-Low 1RB



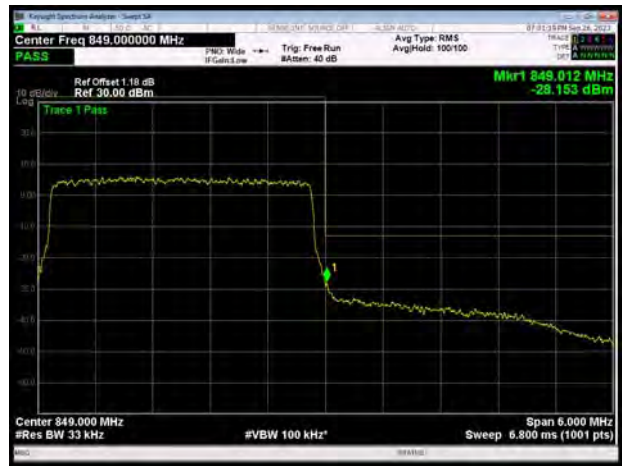
LTE Band 5 QPSK 3MHz CH-High 1RB



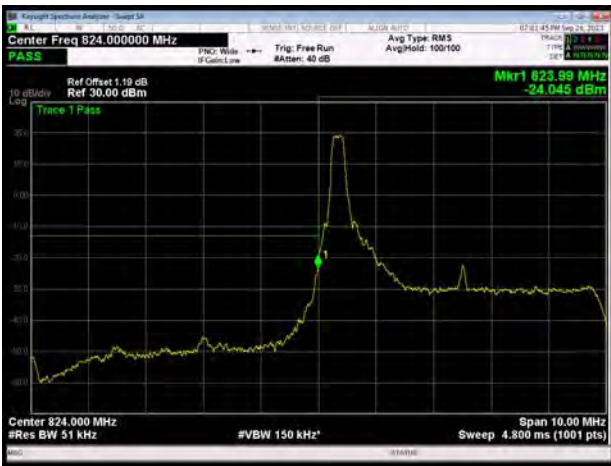
LTE Band 5 QPSK 3MHz CH-Low 100%RB



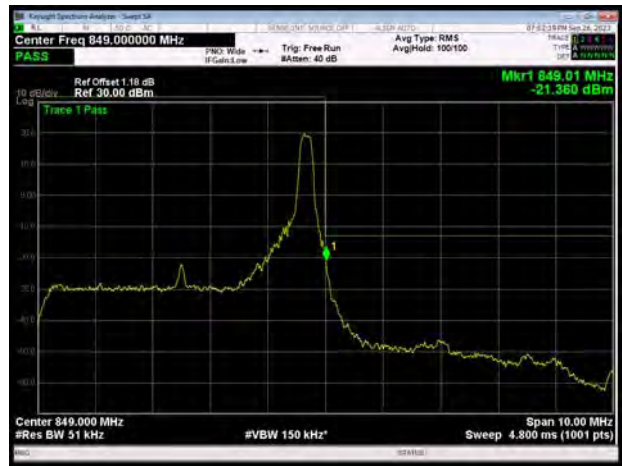
LTE Band 5 QPSK 3MHz CH-High 100%RB



LTE Band 5 QPSK 5MHz CH-Low 1RB



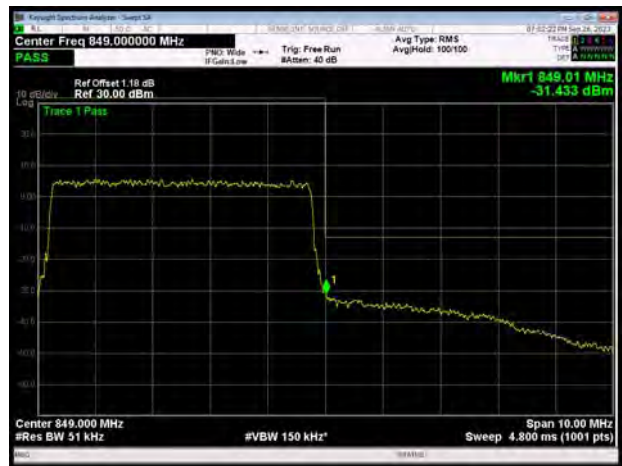
LTE Band 5 QPSK 5MHz CH-High 1RB



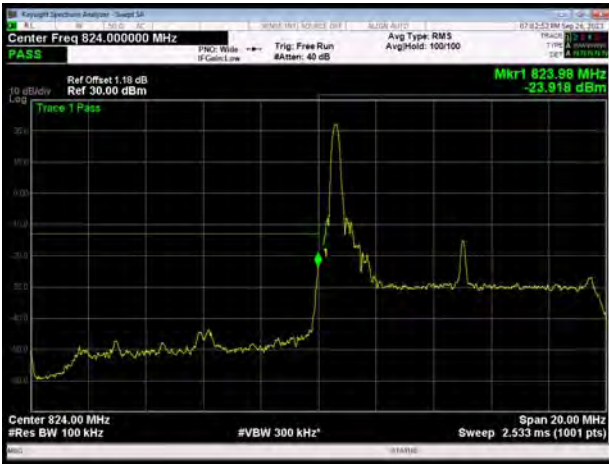
LTE Band 5 QPSK 5MHz CH-Low 100%RB



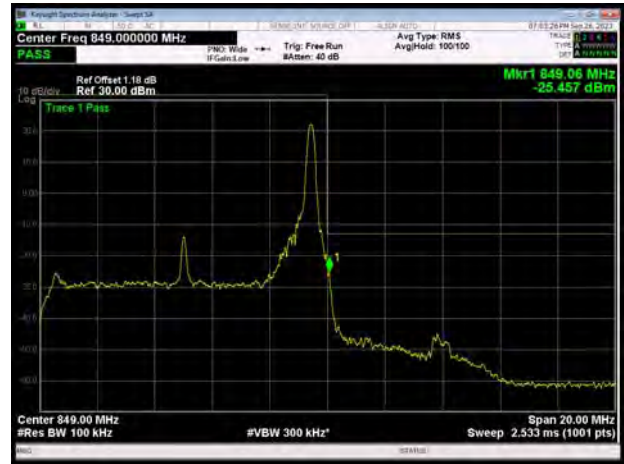
LTE Band 5 QPSK 5MHz CH-High 100%RB



LTE Band 5 QPSK 10MHz CH-Low 1RB



LTE Band 5 QPSK 10MHz CH-High 1RB



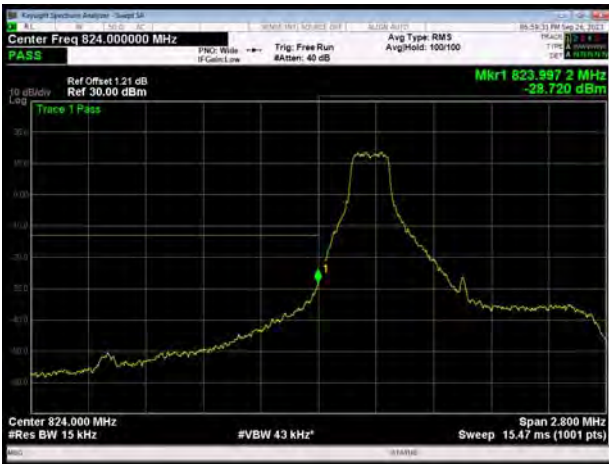
LTE Band 5 QPSK 10MHz CH-Low 100%RB



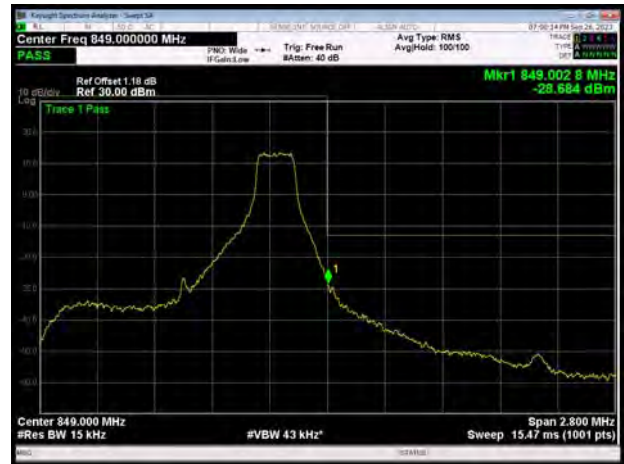
LTE Band 5 QPSK 10MHz CH-High 100%RB



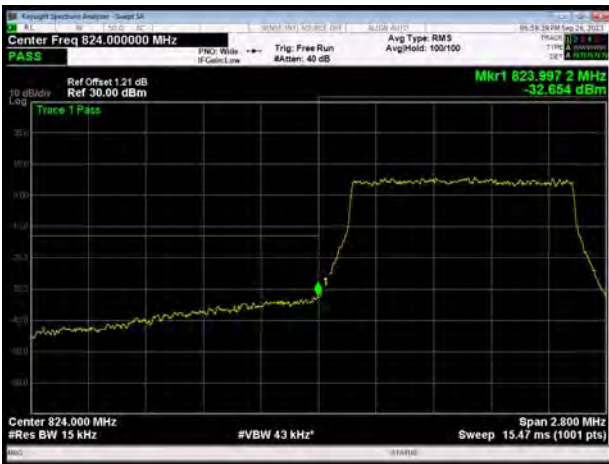
LTE Band 5 16QAM 1.4MHz CH-Low 1RB



LTE Band 5 16QAM 1.4MHz CH-High 1RB



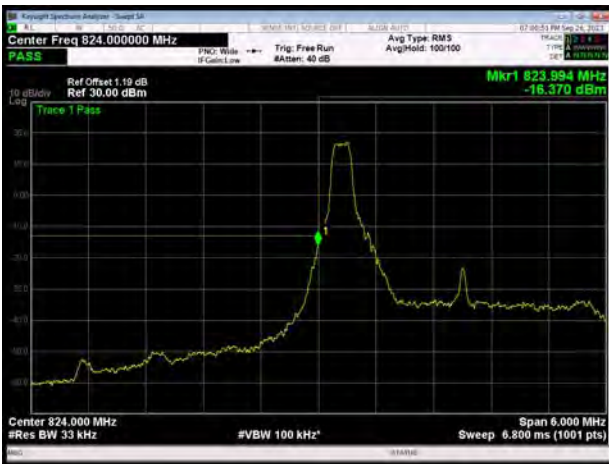
LTE Band 5 16QAM 1.4MHz CH-Low 100%RB



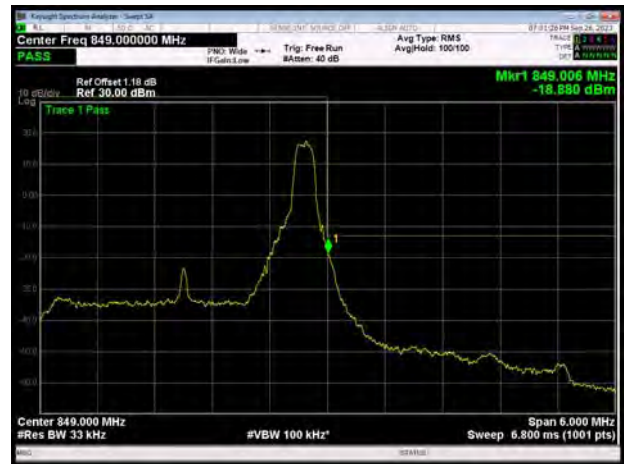
LTE Band 5 16QAM 1.4MHz CH-High 100%RB



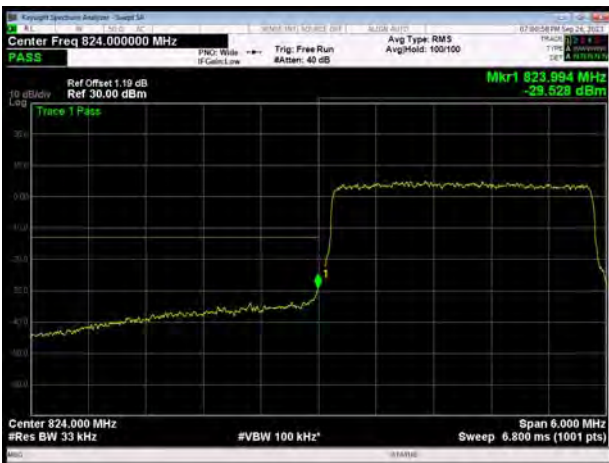
LTE Band 5 16QAM 3MHz CH-Low 1RB



LTE Band 5 16QAM 3MHz CH-High 1RB



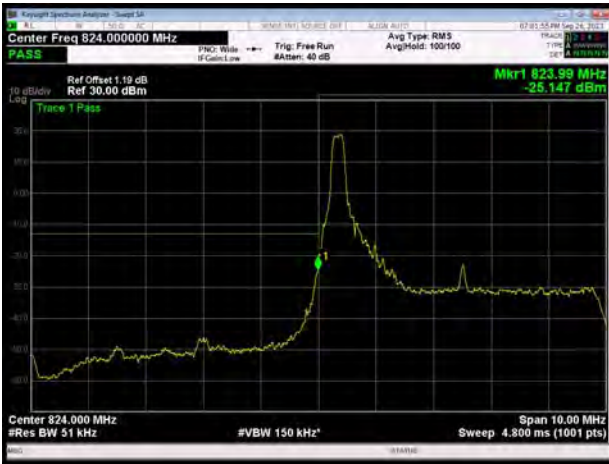
LTE Band 5 16QAM 3MHz CH-Low 100%RB



LTE Band 5 16QAM 3MHz CH-High 100%RB



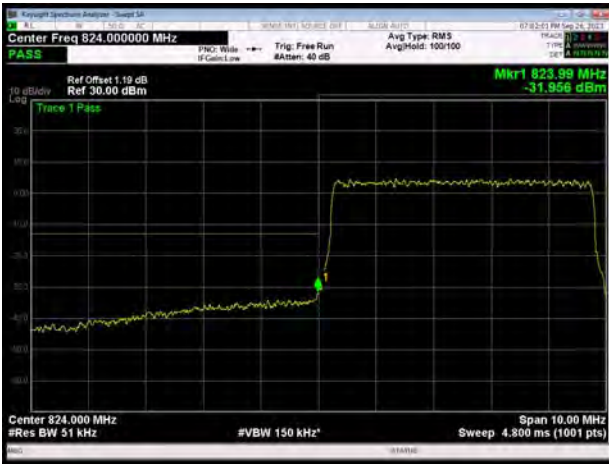
LTE Band 5 16QAM 5MHz CH-Low 1RB



LTE Band 5 16QAM 5MHz CH-High 1RB



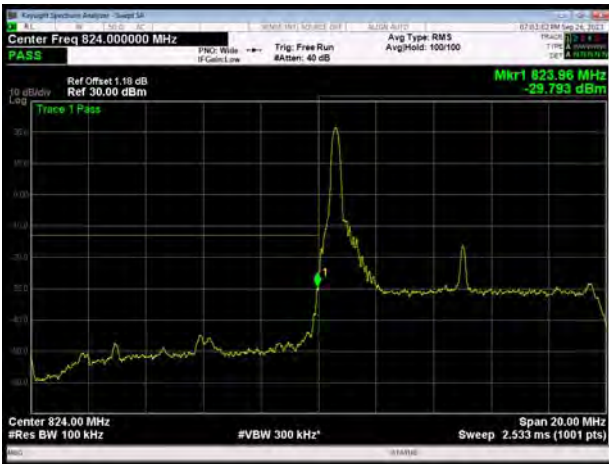
LTE Band 5 16QAM 5MHz CH-Low 100%RB



LTE Band 5 16QAM 5MHz CH-High 100%RB



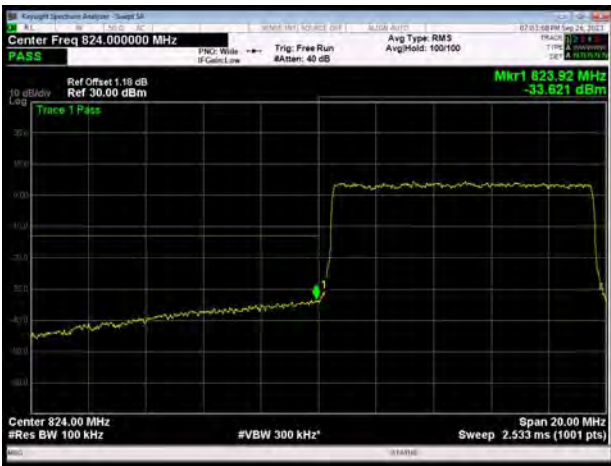
LTE Band 5 16QAM 10MHz CH-Low 1RB



LTE Band 5 16QAM 10MHz CH-High 1RB



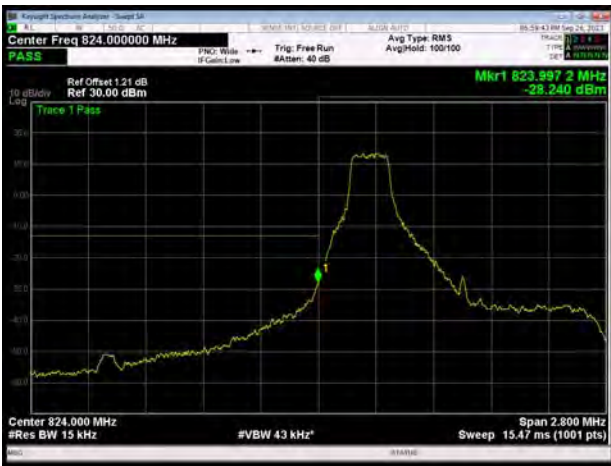
LTE Band 5 16QAM 10MHz CH-Low 100%RB



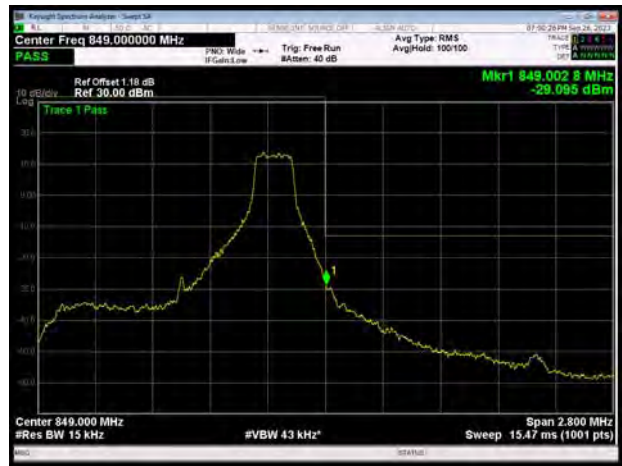
LTE Band 5 16QAM 10MHz CH-High 100%RB



LTE Band 5 64QAM 1.4MHz CH-Low 1RB



LTE Band 5 64QAM 1.4MHz CH-High 1RB



LTE Band 5 64QAM 1.4MHz CH-Low 100%RB



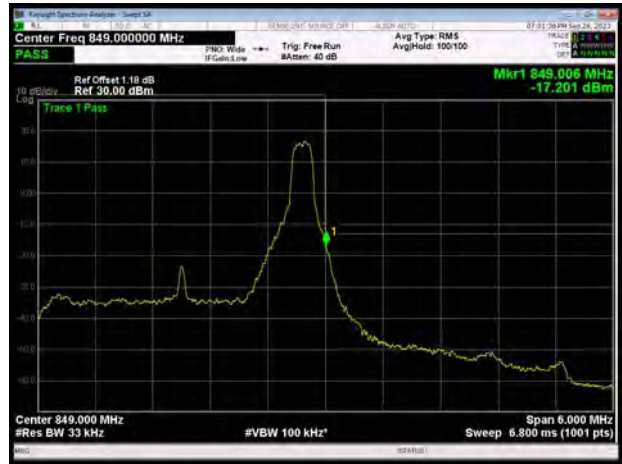
LTE Band 5 64QAM 1.4MHz CH-High 100%RB



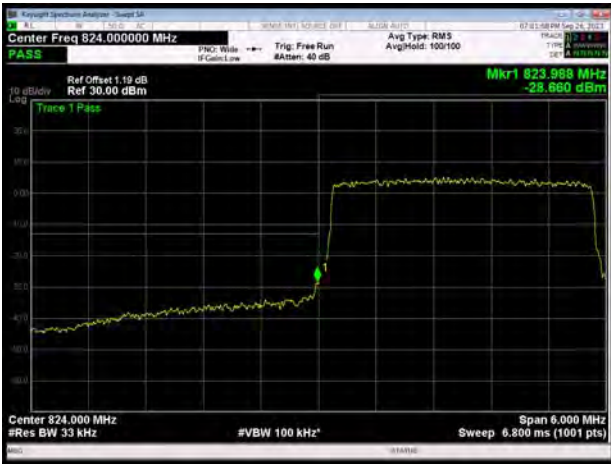
LTE Band 5 64QAM 3MHz CH-Low 1RB



LTE Band 5 64QAM 3MHz CH-High 1RB



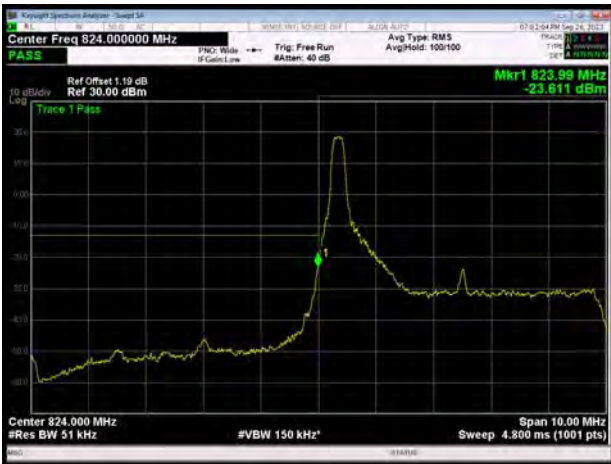
LTE Band 5 64QAM 3MHz CH-Low 100%RB



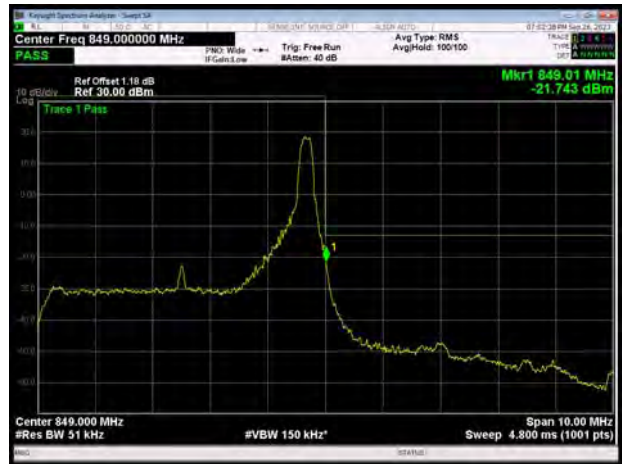
LTE Band 5 64QAM 3MHz CH-High 100%RB



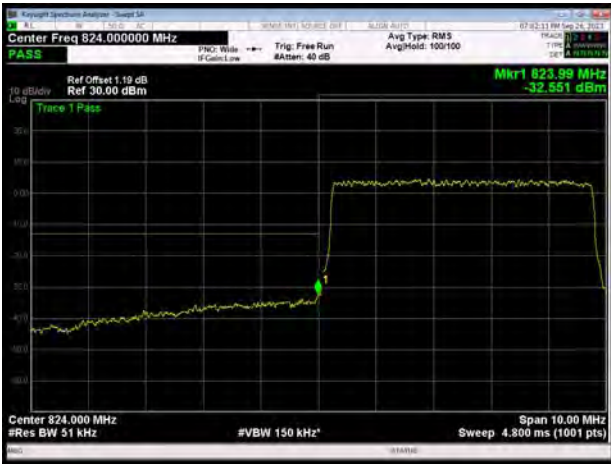
LTE Band 5 64QAM 5MHz CH-Low 1RB



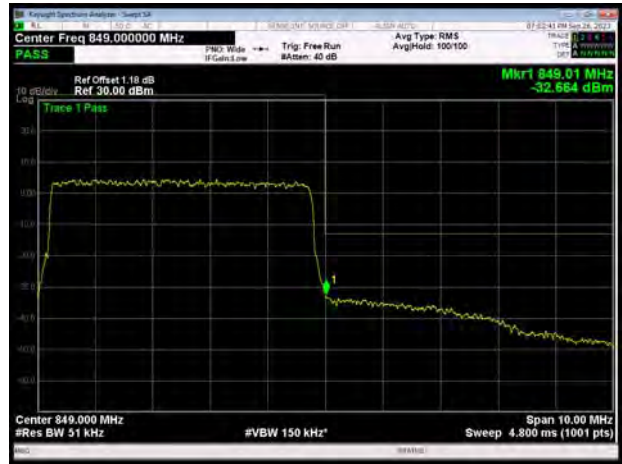
LTE Band 5 64QAM 5MHz CH-High 1RB



LTE Band 5 64QAM 5MHz CH-Low 100%RB



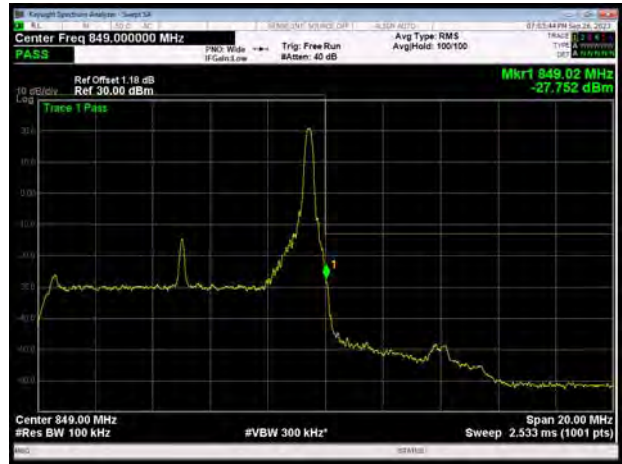
LTE Band 5 64QAM 5MHz CH-High 100%RB



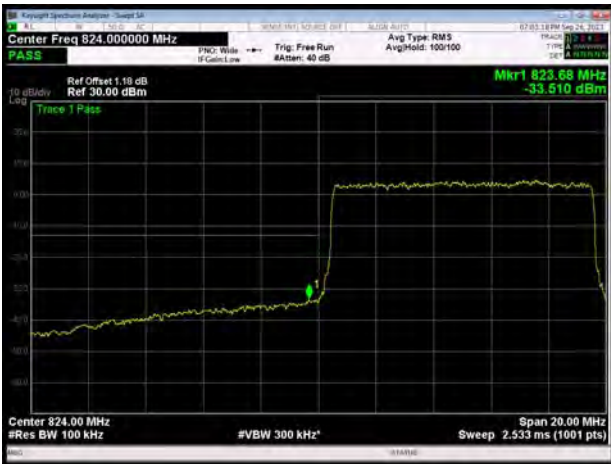
LTE Band 5 64QAM 10MHz CH-Low 1RB



LTE Band 5 64QAM 10MHz CH-High 1RB



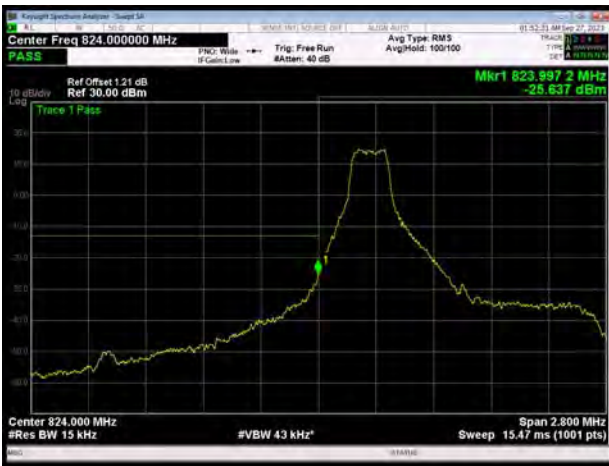
LTE Band 5 64QAM 10MHz CH-Low 100%RB



LTE Band 5 64QAM 10MHz CH-High 100%RB



LTE Band 26 QPSK 1.4MHz CH-Low 1RB



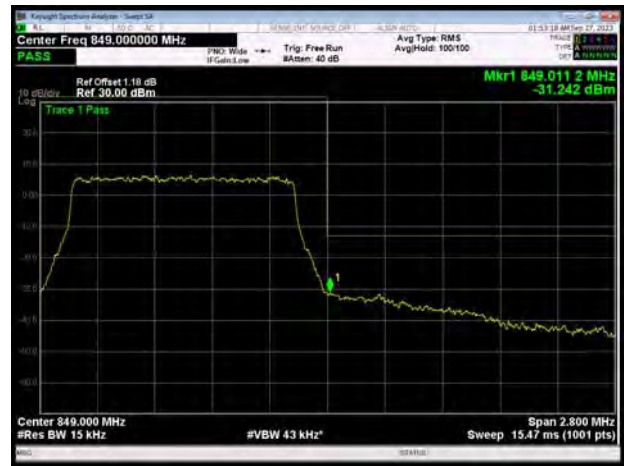
LTE Band 26 QPSK 1.4MHz CH-High 1RB



LTE Band 26 QPSK 1.4MHz CH-Low 100%RB



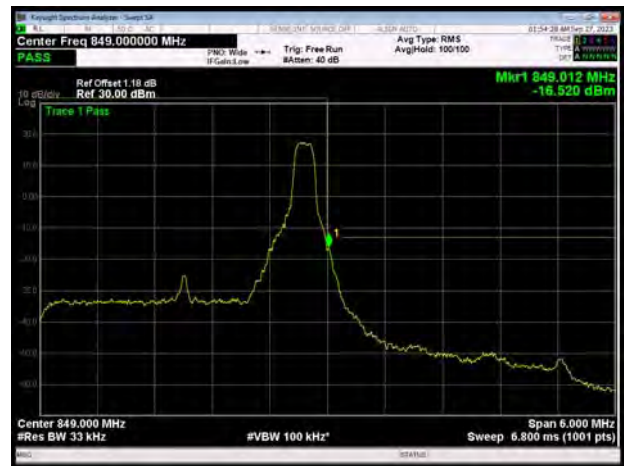
LTE Band 26 QPSK 1.4MHz CH-High 100%RB



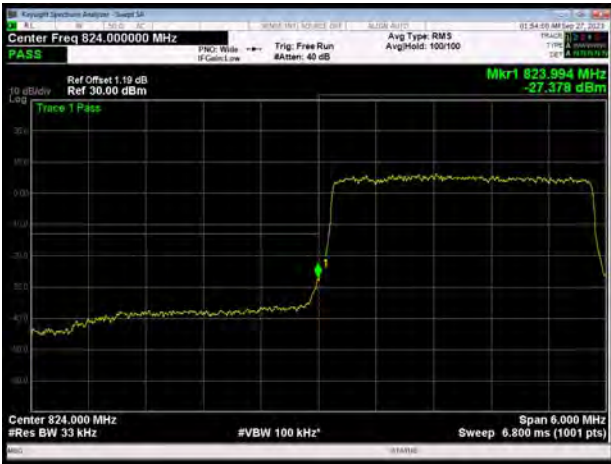
LTE Band 26 QPSK 3MHz CH-Low 1RB



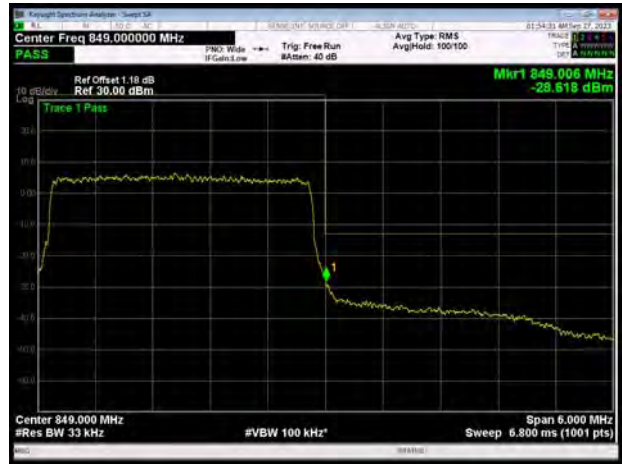
LTE Band 26 QPSK 3MHz CH-High 1RB



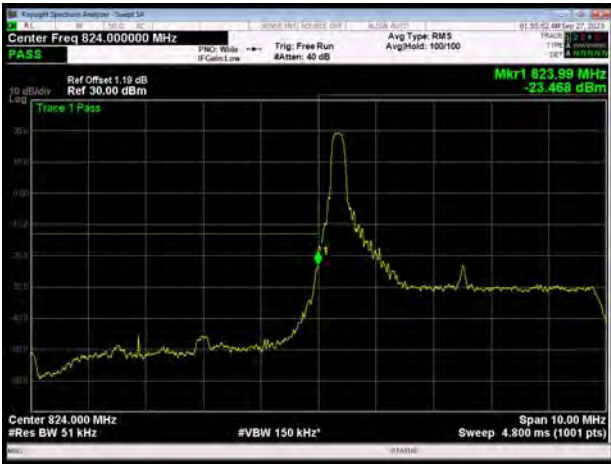
LTE Band 26 QPSK 3MHz CH-Low 100%RB



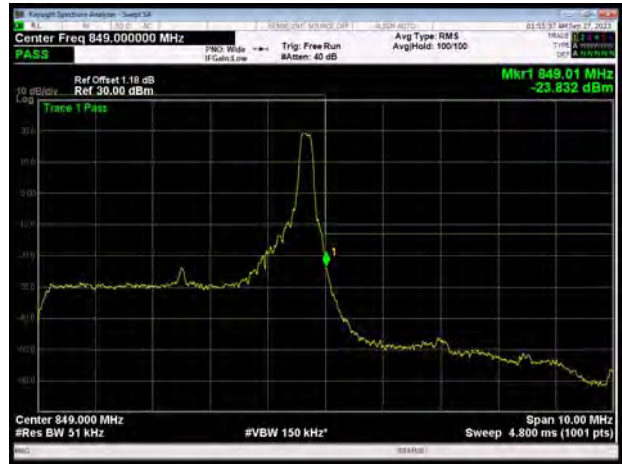
LTE Band 26 QPSK 3MHz CH-High 100%RB



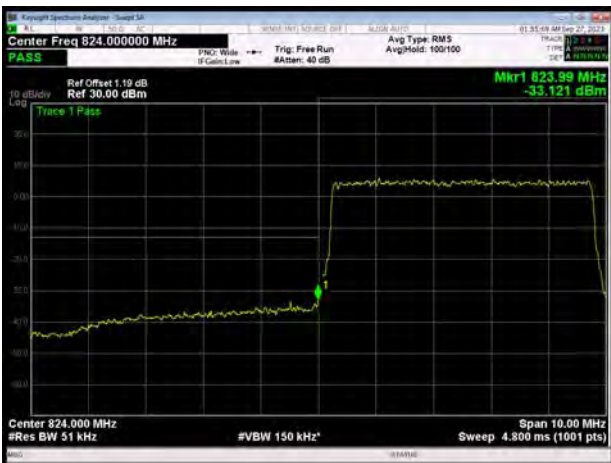
LTE Band 26 QPSK 5MHz CH-Low 1RB



LTE Band 26 QPSK 5MHz CH-High 1RB



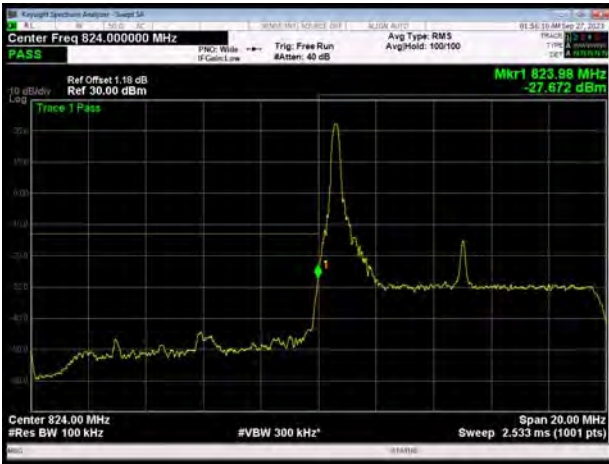
LTE Band 26 QPSK 5MHz CH-Low 100%RB



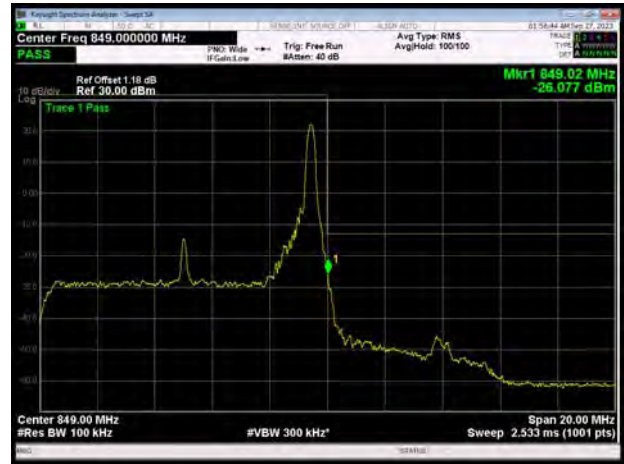
LTE Band 26 QPSK 5MHz CH-High 100%RB



LTE Band 26 QPSK 10MHz CH-Low 1RB



LTE Band 26 QPSK 10MHz CH-High 1RB



LTE Band 26 QPSK 10MHz CH-Low 100%RB



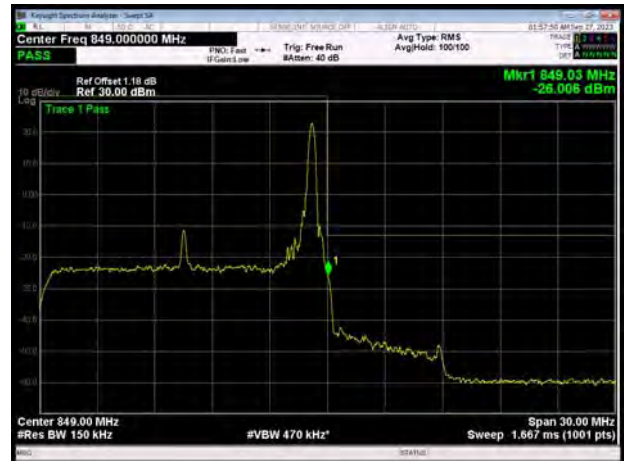
LTE Band 26 QPSK 10MHz CH-High 100%RB



LTE Band 26 QPSK 15MHz CH-Low 1RB



LTE Band 26 QPSK 15MHz CH-High 1RB



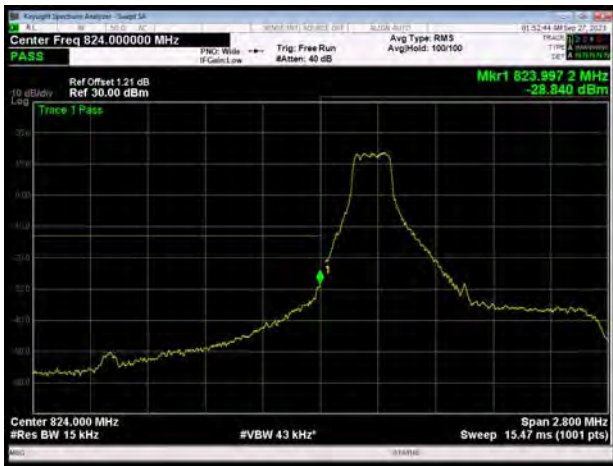
LTE Band 26 QPSK 15MHz CH-Low 100%RB



LTE Band 26 QPSK 15MHz CH-High 100%RB



LTE Band 26 16QAM 1.4MHz CH-Low 1RB



LTE Band 26 16QAM 1.4MHz CH-High 1RB



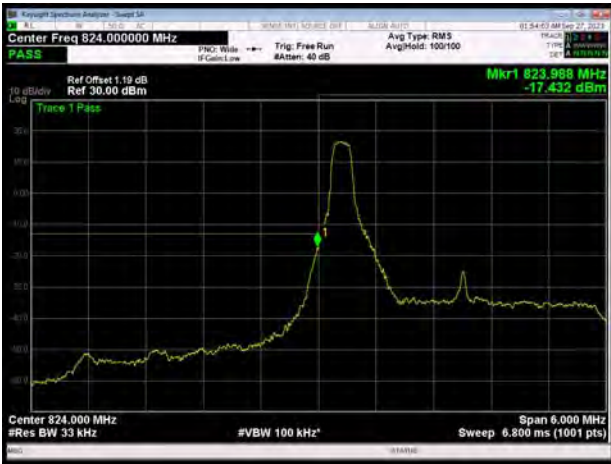
LTE Band 26 16QAM 1.4MHz CH-Low 100%RB



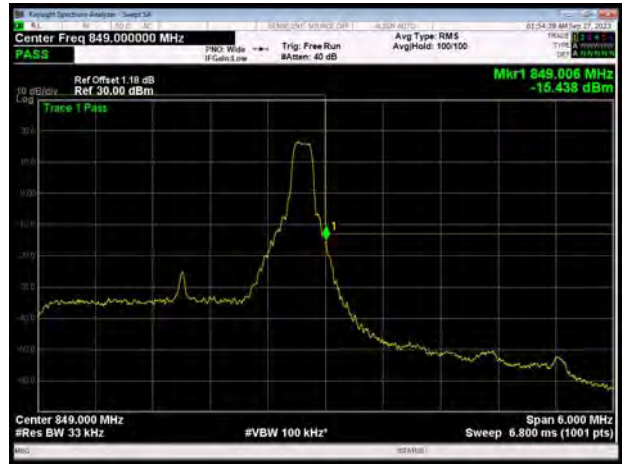
LTE Band 26 16QAM 1.4MHz CH-High 100%RB



LTE Band 26 16QAM 3MHz CH-Low 1RB



LTE Band 26 16QAM 3MHz CH-High 1RB



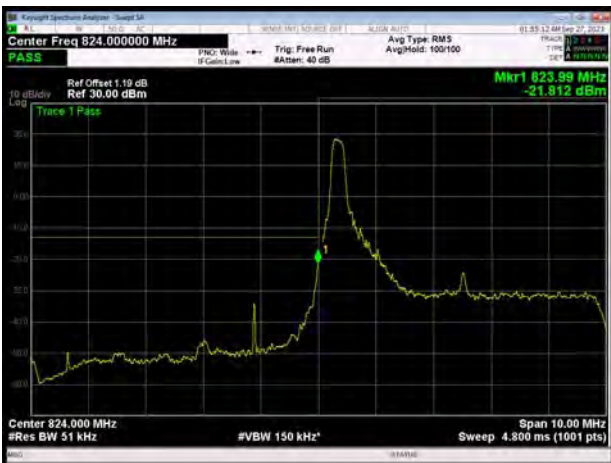
LTE Band 26 16QAM 3MHz CH-Low 100%RB



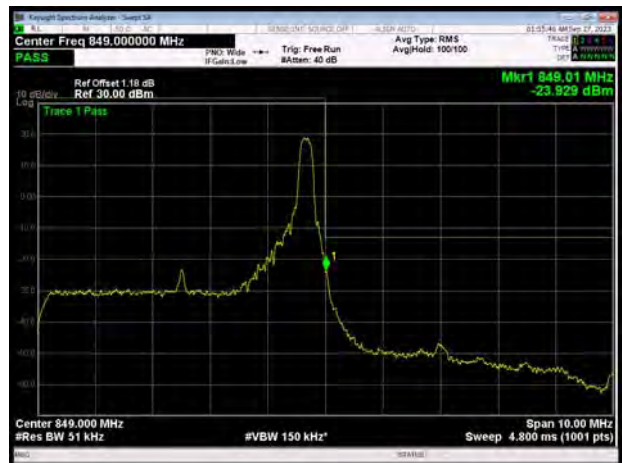
LTE Band 26 16QAM 3MHz CH-High 100%RB



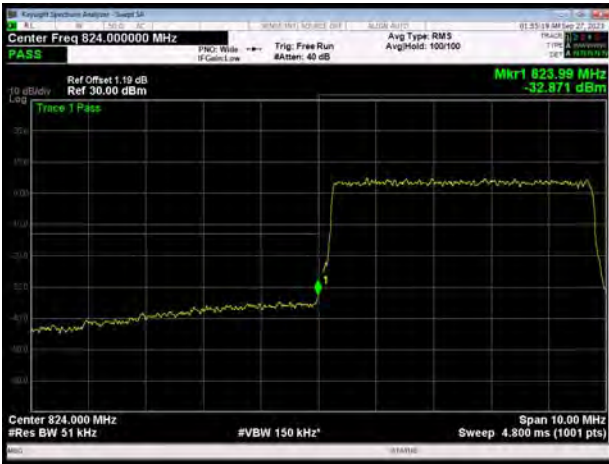
LTE Band 26 16QAM 5MHz CH-Low 1RB



LTE Band 26 16QAM 5MHz CH-High 1RB



LTE Band 26 16QAM 5MHz CH-Low 100%RB



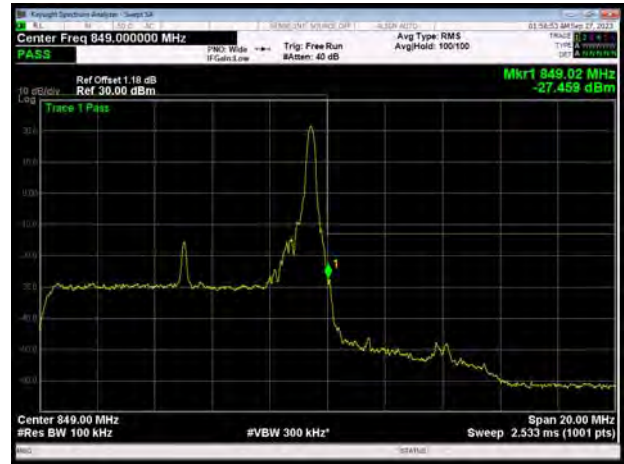
LTE Band 26 16QAM 5MHz CH-High 100%RB



LTE Band 26 16QAM 10MHz CH-Low 1RB



LTE Band 26 16QAM 10MHz CH-High 1RB



LTE Band 26 16QAM 10MHz CH-Low 100%RB



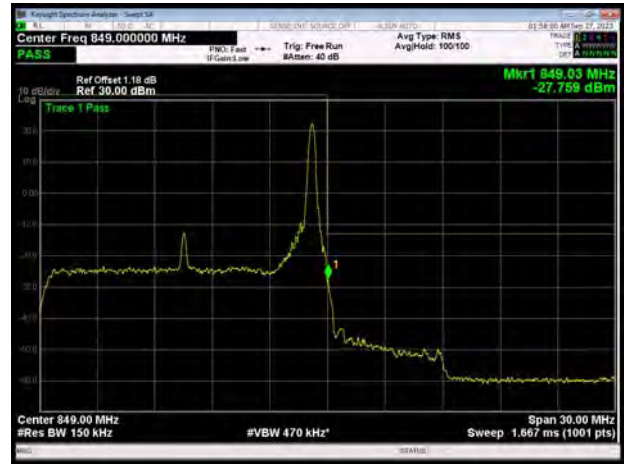
LTE Band 26 16QAM 10MHz CH-High 100%RB



LTE Band 26 16QAM 15MHz CH-Low 1RB



LTE Band 26 16QAM 15MHz CH-High 1RB



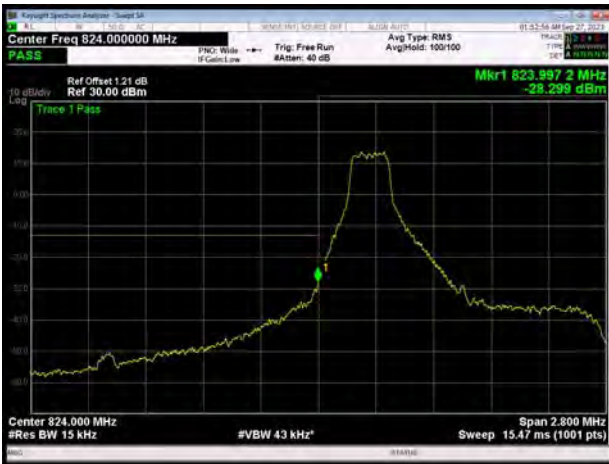
LTE Band 26 16QAM 15MHz CH-Low 100%RB



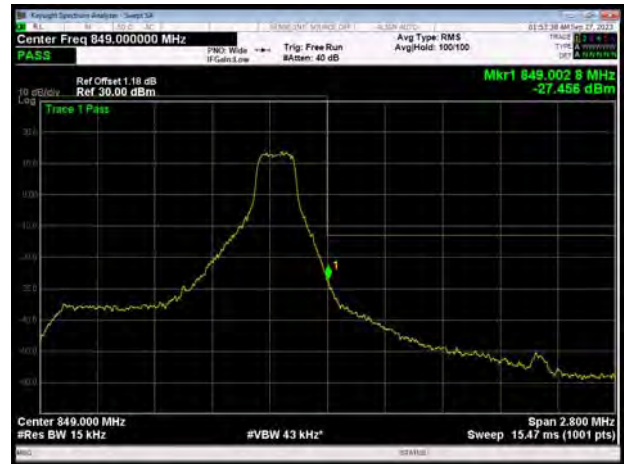
LTE Band 26 16QAM 15MHz CH-High 100%RB



LTE Band 26 64QAM 1.4MHz CH-Low 1RB



LTE Band 26 64QAM 1.4MHz CH-High 1RB



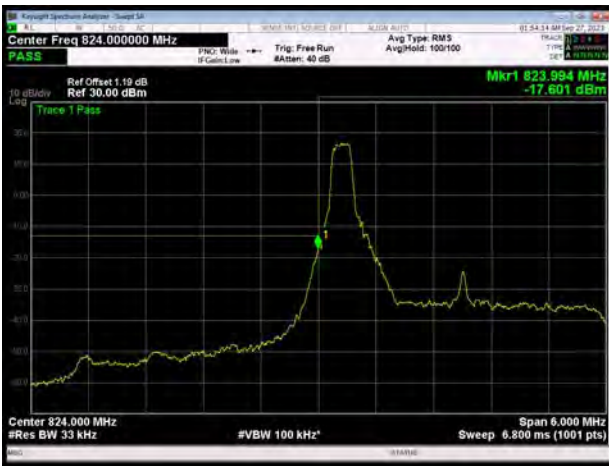
LTE Band 26 64QAM 1.4MHz CH-Low 100%RB



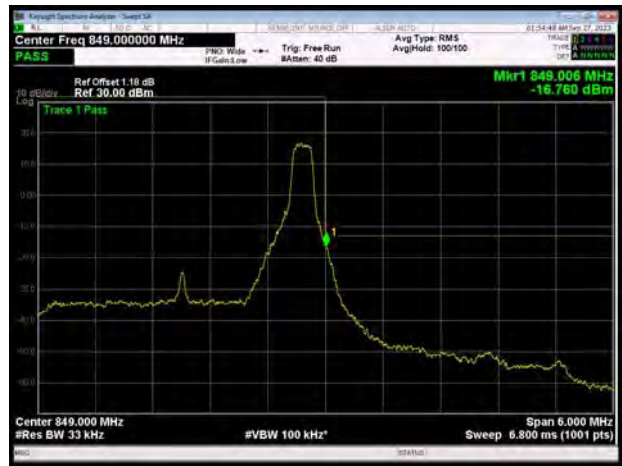
LTE Band 26 64QAM 1.4MHz CH-High 100%RB



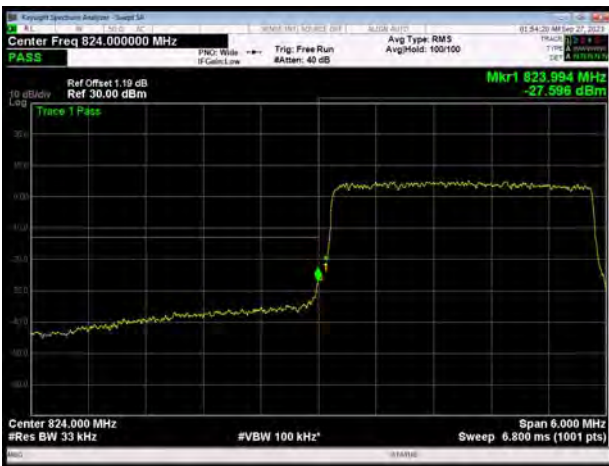
LTE Band 26 64QAM 3MHz CH-Low 1RB



LTE Band 26 64QAM 3MHz CH-High 1RB



LTE Band 26 64QAM 3MHz CH-Low 100%RB



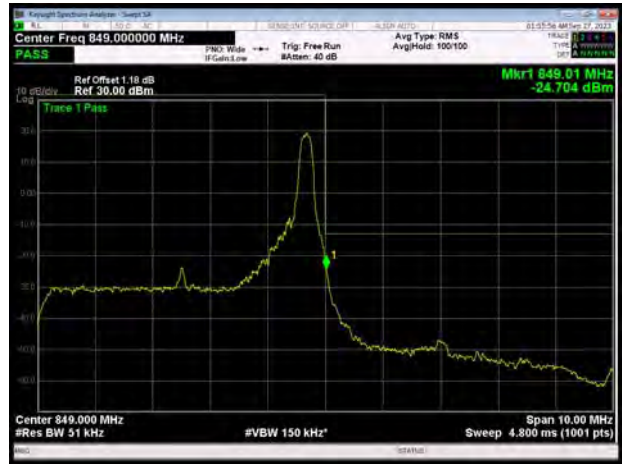
LTE Band 26 64QAM 3MHz CH-High 100%RB



LTE Band 26 64QAM 5MHz CH-Low 1RB



LTE Band 26 64QAM 5MHz CH-High 1RB



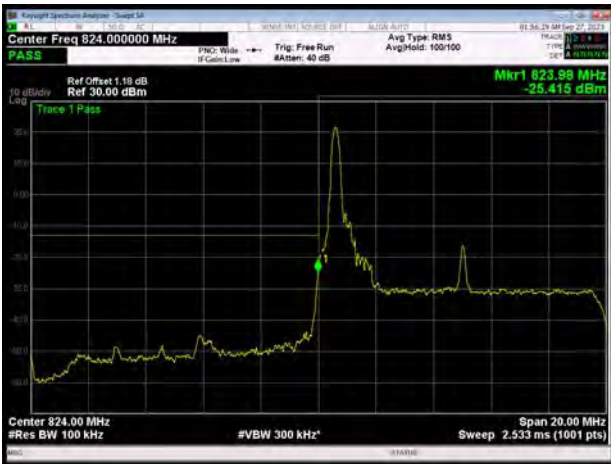
LTE Band 26 64QAM 5MHz CH-Low 100%RB



LTE Band 26 64QAM 5MHz CH-High 100%RB



LTE Band 26 64QAM 10MHz CH-Low 1RB



LTE Band 26 64QAM 10MHz CH-High 1RB



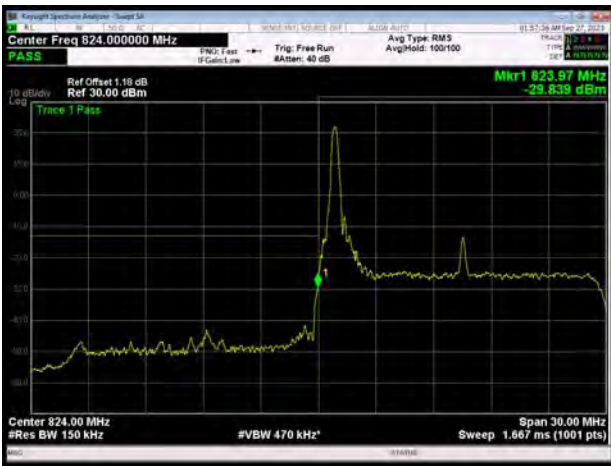
LTE Band 26 64QAM 10MHz CH-Low 100%RB



LTE Band 26 64QAM 10MHz CH-High 100%RB



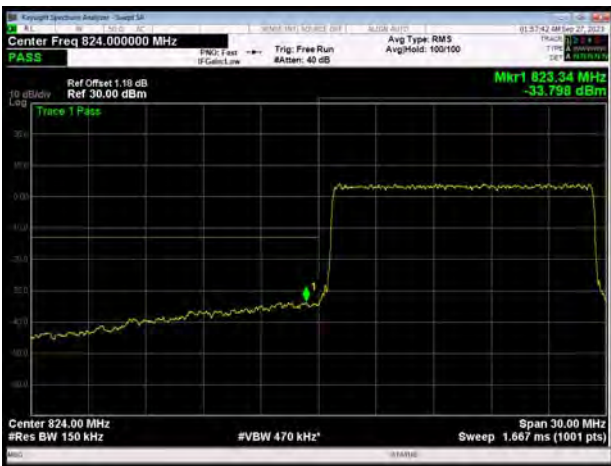
LTE Band 26 64QAM 15MHz CH-Low 1RB



LTE Band 26 64QAM 15MHz CH-High 1RB



LTE Band 26 64QAM 15MHz CH-Low 100%RB



LTE Band 26 64QAM 15MHz CH-High 100%RB



6.4. Peak-to-Average Power Ratio (PAPR)

Mode	Channel	Frequency (MHz)	Peak (dBm)	Avg (dBm)	PAPR (dB)	Limit (dB)	Conclusion
GSM 850 (GMSK)	128	824.2	32.34	29.72	2.62	≤13	PASS
	190	836.6	32.36	29.75	2.61	≤13	PASS
	251	848.8	32.35	29.74	2.61	≤13	PASS
GPRS 850 (GMSK)	128	824.2	32.30	29.69	2.61	≤13	PASS
	190	836.6	32.36	29.75	2.61	≤13	PASS
	251	848.8	32.34	29.73	2.61	≤13	PASS
EGPRS 850 (8PSK)	128	824.2	30.80	24.87	5.93	≤13	PASS
	190	836.6	30.87	24.97	5.90	≤13	PASS
	251	848.8	30.62	24.69	5.93	≤13	PASS
WCDMA Band V (RMC)	4132	826.4	28.42	25.44	2.98	≤13	PASS
	4183	836.6	28.18	25.35	2.83	≤13	PASS
	4233	846.6	28.18	25.28	2.90	≤13	PASS

LTE Band 5								
Modulation	Bandwidth (MHz)	Channel	Frequency (MHz)	Peak (dBm)	Avg (dBm)	PAPR (dB)	Limit (dB)	Conclusion
QPSK	1.4	20407	824.7	28.67	23.59	5.08	≤13	PASS
		20525	836.5	28.25	23.45	4.80	≤13	PASS
		20643	848.3	28.25	23.41	4.84	≤13	PASS
	3	20415	825.5	28.50	23.46	5.04	≤13	PASS
		20525	836.5	28.13	23.32	4.81	≤13	PASS
		20635	847.5	28.20	23.29	4.91	≤13	PASS
	5	20425	826.5	28.68	23.54	5.14	≤13	PASS
		20525	836.5	28.27	23.39	4.88	≤13	PASS
		20625	846.5	28.32	23.38	4.94	≤13	PASS
	10	20450	829	28.61	23.53	5.08	≤13	PASS
		20525	836.5	28.31	23.40	4.91	≤13	PASS
		20600	844	28.36	23.37	4.99	≤13	PASS
16QAM	1.4	20407	824.7	28.36	22.62	5.74	≤13	PASS
		20525	836.5	28.15	22.55	5.60	≤13	PASS
		20643	848.3	28.03	22.41	5.62	≤13	PASS
	3	20415	825.5	28.28	22.45	5.83	≤13	PASS
		20525	836.5	27.98	22.28	5.70	≤13	PASS

	5	20635	847.5	28.07	22.32	5.75	≤13	PASS	
		20425	826.5	28.42	22.56	5.86	≤13	PASS	
		20525	836.5	28.08	22.44	5.64	≤13	PASS	
		20625	846.5	28.15	22.41	5.74	≤13	PASS	
	10	20450	829	28.35	22.51	5.84	≤13	PASS	
		20525	836.5	28.15	22.42	5.73	≤13	PASS	
		20600	844	28.15	22.35	5.80	≤13	PASS	
	64QAM	1.4	20407	824.7	28.44	22.69	5.75	≤13	PASS
			20525	836.5	28.11	22.47	5.64	≤13	PASS
20643			848.3	28.04	22.40	5.64	≤13	PASS	
3		20415	825.5	28.36	22.45	5.91	≤13	PASS	
		20525	836.5	27.98	22.31	5.67	≤13	PASS	
		20635	847.5	28.06	22.30	5.76	≤13	PASS	
5		20425	826.5	28.38	22.56	5.82	≤13	PASS	
		20525	836.5	28.07	22.41	5.66	≤13	PASS	
		20625	846.5	28.15	22.41	5.74	≤13	PASS	
10		20450	829	28.36	22.54	5.82	≤13	PASS	
		20525	836.5	28.15	22.38	5.77	≤13	PASS	
		20600	844	28.15	22.33	5.82	≤13	PASS	

LTE Band 26								
Modulation	Bandwidth (MHz)	Channel	Frequency (MHz)	Peak (dBm)	Avg (dBm)	PAPR (dB)	Limit (dB)	Conclusion
QPSK	1.4	26797	824.7	28.60	23.58	5.02	≤13	PASS
		26915	836.5	28.33	23.45	4.88	≤13	PASS
		27033	848.3	28.33	23.45	4.88	≤13	PASS
	3	26805	825.5	28.59	23.48	5.11	≤13	PASS
		26915	836.5	28.23	23.36	4.87	≤13	PASS
		27025	847.5	28.29	23.35	4.94	≤13	PASS
	5	26815	826.5	28.80	23.57	5.23	≤13	PASS
		26915	836.5	28.41	23.39	5.02	≤13	PASS
		27015	846.5	28.45	23.42	5.03	≤13	PASS
	10	26840	829	28.73	23.56	5.17	≤13	PASS
		26915	836.5	28.46	23.45	5.01	≤13	PASS
		26990	844	28.46	23.42	5.04	≤13	PASS
	15	26865	831.5	29.05	23.58	5.47	≤13	PASS
		26915	836.5	28.93	23.54	5.39	≤13	PASS
		26965	841.5	28.92	23.51	5.41	≤13	PASS
16QAM	1.4	26797	824.7	28.56	22.65	5.91	≤13	PASS
		26915	836.5	28.14	22.48	5.66	≤13	PASS

	3	27033	848.3	28.15	22.46	5.69	≤13	PASS
		26805	825.5	28.43	22.48	5.95	≤13	PASS
		26915	836.5	28.13	22.33	5.80	≤13	PASS
		27025	847.5	28.18	22.35	5.83	≤13	PASS
	5	26815	826.5	28.54	22.60	5.94	≤13	PASS
		26915	836.5	28.22	22.47	5.75	≤13	PASS
		27015	846.5	28.23	22.43	5.80	≤13	PASS
	10	26840	829	28.50	22.57	5.93	≤13	PASS
		26915	836.5	28.31	22.44	5.87	≤13	PASS
		26990	844	28.26	22.41	5.85	≤13	PASS
	15	26865	831.5	28.62	22.56	6.06	≤13	PASS
		26915	836.5	28.48	22.48	6.00	≤13	PASS
26965		841.5	28.43	22.44	5.99	≤13	PASS	
64QAM	1.4	26797	824.7	28.41	22.64	5.77	≤13	PASS
		26915	836.5	28.22	22.49	5.73	≤13	PASS
		27033	848.3	28.11	22.44	5.67	≤13	PASS
	3	26805	825.5	28.43	22.47	5.96	≤13	PASS
		26915	836.5	28.08	22.31	5.77	≤13	PASS
		27025	847.5	28.14	22.37	5.77	≤13	PASS
	5	26815	826.5	28.50	22.59	5.91	≤13	PASS
		26915	836.5	28.24	22.45	5.79	≤13	PASS
		27015	846.5	28.24	22.46	5.78	≤13	PASS
	10	26840	829	28.52	22.56	5.96	≤13	PASS
		26915	836.5	28.27	22.44	5.83	≤13	PASS
		26990	844	28.23	22.41	5.82	≤13	PASS
	15	26865	831.5	28.59	22.53	6.06	≤13	PASS
		26915	836.5	28.48	22.47	6.01	≤13	PASS
		26965	841.5	28.42	22.43	5.99	≤13	PASS

6.5. Frequency Stability

GSM 850						
Condition		Freq.Error (Hz)	Freq.Error (Hz)	Frequency Stability (ppm)	Frequency Stability (ppm)	Verdict
Temperature	Voltage	GMSK	8PSK	GMSK	8PSK	
Normal (25°C)	Normal	11.82	9.18	0.01413	0.01097	PASS
Extreme (50°C)		1.09	8.75	0.00130	0.01046	PASS
Extreme (40°C)		4.72	3.88	0.00564	0.00464	PASS
Extreme (30°C)		14.93	1.45	0.01785	0.00173	PASS
Extreme (20°C)		12.12	10.22	0.01449	0.01222	PASS
Extreme (10°C)		2.77	1.64	0.00332	0.00196	PASS
Extreme (0°C)		7.13	9.98	0.00853	0.01192	PASS
Extreme (-10°C)		14.22	11.82	0.01699	0.01413	PASS
Extreme (-20°C)		6.31	9.78	0.00754	0.01169	PASS
Extreme (-30°C)		10.03	13.91	0.01199	0.01662	PASS
25°C	LV	12.56	3.92	0.01501	0.00468	PASS
	HV	17.69	8.59	0.02115	0.01027	PASS

WCDMA Band V						
Condition		Freq.Error (Hz)	Freq.Error (Hz)	Frequency Stability (ppm)	Frequency Stability (ppm)	Verdict
Temperature	Voltage	BPSK	QPSK	BPSK	QPSK	
Normal (25°C)	Normal	8.54	13.67	0.01021	0.01634	PASS
Extreme (50°C)		14.50	4.24	0.01733	0.00507	PASS
Extreme (40°C)		8.79	11.21	0.01051	0.01340	PASS
Extreme (30°C)		8.50	5.03	0.01016	0.00601	PASS
Extreme (20°C)		17.40	6.01	0.02080	0.00719	PASS
Extreme (10°C)		12.03	8.02	0.01438	0.00959	PASS
Extreme (0°C)		12.96	11.30	0.01549	0.01351	PASS
Extreme (-10°C)		8.27	3.59	0.00989	0.00429	PASS
Extreme (-20°C)		3.18	6.79	0.00380	0.00812	PASS
Extreme (-30°C)		10.62	4.90	0.01270	0.00585	PASS
25°C	LV	12.63	14.84	0.01509	0.01774	PASS
	HV	7.27	3.99	0.00869	0.00477	PASS

LTE Band 5								
Condition		Freq.Error (Hz)	Freq.Error (Hz)	Freq.Error (Hz)	Frequency Stability (ppm)	Frequency Stability (ppm)	Frequency Stability (ppm)	Verdict
BANDWIDTH	1.4MHz							
Temperature	Voltage	64QAM	16QAM	QPSK	64QAM	16QAM	QPSK	
Normal (25°C)	Normal	12.67	11.76	15.61	0.01515	0.01406	0.01866	PASS
Extreme (50°C)		7.87	5.65	14.91	0.00941	0.00675	0.01782	PASS
Extreme (40°C)		2.88	10.18	5.69	0.00345	0.01217	0.00680	PASS
Extreme (30°C)		4.30	6.70	5.68	0.00514	0.00801	0.00679	PASS
Extreme (20°C)		12.44	6.79	15.74	0.01487	0.00812	0.01881	PASS
Extreme (10°C)		1.16	9.20	6.05	0.00138	0.01099	0.00724	PASS
Extreme (0°C)		13.60	5.22	8.90	0.01625	0.00624	0.01064	PASS
Extreme (-10°C)		2.31	5.48	11.00	0.00276	0.00655	0.01314	PASS
Extreme (-20°C)		10.26	10.96	1.44	0.01226	0.01310	0.00173	PASS
Extreme (-30°C)		10.70	1.83	7.82	0.01279	0.00219	0.00935	PASS
25°C		LV	15.92	13.65	15.21	0.01903	0.01632	0.01818
	HV	2.87	3.01	4.81	0.00343	0.00360	0.00575	PASS
Condition		Freq.Error (Hz)	Freq.Error (Hz)	Freq.Error (Hz)	Frequency Stability (ppm)	Frequency Stability (ppm)	Frequency Stability (ppm)	Verdict
BANDWIDTH	3MHz							
Temperature	Voltage	64QAM	16QAM	QPSK	64QAM	16QAM	QPSK	
Normal (25°C)	Normal	13.48	7.06	13.84	0.01612	0.00844	0.01654	PASS
Extreme (50°C)		16.41	7.99	15.68	0.01962	0.00955	0.01875	PASS
Extreme (40°C)		10.16	14.52	4.81	0.01215	0.01736	0.00575	PASS
Extreme (30°C)		5.17	14.49	5.11	0.00619	0.01732	0.00610	PASS
Extreme (20°C)		17.99	2.23	7.69	0.02151	0.00266	0.00920	PASS
Extreme (10°C)		13.34	9.75	10.71	0.01594	0.01166	0.01280	PASS
Extreme (0°C)		1.07	2.15	3.76	0.00128	0.00257	0.00449	PASS
Extreme (-10°C)		5.39	17.40	9.96	0.00645	0.02080	0.01191	PASS
Extreme (-20°C)		9.24	12.01	9.67	0.01105	0.01436	0.01156	PASS
Extreme (-30°C)		12.17	6.64	7.12	0.01455	0.00794	0.00851	PASS
25°C		LV	14.83	15.12	10.33	0.01773	0.01808	0.01235
	HV	9.11	1.23	3.59	0.01089	0.00147	0.00429	PASS
Condition		Freq.Error (Hz)	Freq.Error (Hz)	Freq.Error (Hz)	Frequency Stability (ppm)	Frequency Stability (ppm)	Frequency Stability (ppm)	Verdict
BANDWIDTH	5MHz							
Temperature	Voltage	64QAM	16QAM	QPSK	64QAM	16QAM	QPSK	
Normal (25°C)	Normal	7.17	8.42	7.09	0.00857	0.01006	0.00847	PASS
Extreme (50°C)		17.40	1.38	2.29	0.02080	0.00166	0.00274	PASS
Extreme (40°C)		14.67	10.43	13.53	0.01754	0.01246	0.01618	PASS

Extreme (30°C)		15.98	3.79	3.86	0.01910	0.00453	0.00461	PASS
Extreme (20°C)		2.11	1.45	7.05	0.00252	0.00173	0.00843	PASS
Extreme (10°C)		6.32	10.54	2.76	0.00755	0.01260	0.00330	PASS
Extreme (0°C)		4.50	2.15	10.03	0.00538	0.00257	0.01199	PASS
Extreme (-10°C)		3.07	13.22	17.71	0.00366	0.01581	0.02117	PASS
Extreme (-20°C)		14.80	12.88	10.26	0.01769	0.01539	0.01226	PASS
Extreme (-30°C)		6.43	2.52	15.78	0.00769	0.00301	0.01886	PASS
25°C	LV	1.21	6.59	7.05	0.00145	0.00788	0.00843	PASS
	HV	15.48	1.92	2.65	0.01851	0.00230	0.00317	PASS
Condition		Freq.Error (Hz)	Freq.Error (Hz)	Freq.Error (Hz)	Frequency Stability (ppm)	Frequency Stability (ppm)	Frequency Stability (ppm)	Verdict
BANDWIDTH	10MHz							
Temperature	Voltage	64QAM	16QAM	QPSK	64QAM	16QAM	QPSK	
Normal (25°C)	Normal	3.32	5.99	10.76	0.00396	0.00717	0.01287	PASS
Extreme (50°C)		7.15	3.82	17.33	0.00855	0.00457	0.02072	PASS
Extreme (40°C)		16.90	10.01	1.59	0.02020	0.01196	0.00190	PASS
Extreme (30°C)		13.98	11.31	4.80	0.01672	0.01352	0.00573	PASS
Extreme (20°C)		12.45	17.95	4.35	0.01488	0.02146	0.00519	PASS
Extreme (10°C)		1.93	7.89	12.84	0.00231	0.00943	0.01535	PASS
Extreme (0°C)		15.78	5.16	14.81	0.01886	0.00617	0.01770	PASS
Extreme (-10°C)		4.74	4.46	6.53	0.00567	0.00534	0.00780	PASS
Extreme (-20°C)		6.52	16.82	7.13	0.00779	0.02011	0.00852	PASS
Extreme (-30°C)		2.19	5.30	16.21	0.00262	0.00634	0.01937	PASS
25°C	LV	14.88	6.05	17.42	0.01778	0.00723	0.02083	PASS
	HV	14.96	1.21	5.73	0.01788	0.00144	0.00685	PASS

LTE Band 26								
Condition		Freq.Error (Hz)	Freq.Error (Hz)	Freq.Error (Hz)	Frequency Stability (ppm)	Frequency Stability (ppm)	Frequency Stability (ppm)	Verdict
BANDWIDTH	1.4MHz							
Temperature	Voltage	64QAM	16QAM	QPSK	64QAM	16QAM	QPSK	
Normal (25°C)	Normal	5.34	5.40	2.07	0.00638	0.00645	0.00248	PASS
Extreme (50°C)		7.66	9.53	9.10	0.00915	0.01139	0.01088	PASS
Extreme (40°C)		12.80	6.84	6.46	0.01530	0.00818	0.00772	PASS
Extreme (30°C)		3.54	8.46	10.69	0.00423	0.01011	0.01278	PASS
Extreme (20°C)		11.14	10.44	5.26	0.01331	0.01249	0.00629	PASS
Extreme (10°C)		7.82	14.73	10.90	0.00935	0.01761	0.01303	PASS
Extreme (0°C)		17.61	1.35	5.24	0.02105	0.00161	0.00626	PASS
Extreme (-10°C)		3.34	17.55	12.56	0.00399	0.02098	0.01501	PASS
Extreme (-20°C)		8.43	8.73	1.38	0.01008	0.01044	0.00165	PASS
Extreme (-30°C)		5.35	13.95	3.51	0.00639	0.01667	0.00420	PASS
25°C	LV	15.44	16.66	17.70	0.01845	0.01992	0.02116	PASS

	HV	15.19	8.97	11.13	0.01816	0.01072	0.01331	PASS
Condition		Freq.Error (Hz)	Freq.Error (Hz)	Freq.Error (Hz)	Frequency Stability (ppm)	Frequency Stability (ppm)	Frequency Stability (ppm)	Verdict
BANDWIDTH	3MHz							
Temperature	Voltage	64QAM	16QAM	QPSK	64QAM	16QAM	QPSK	
Normal (25°C)	Normal	14.72	12.59	9.60	0.01760	0.01505	0.01147	PASS
Extreme (50°C)		15.28	17.35	8.81	0.01827	0.02074	0.01054	PASS
Extreme (40°C)		7.70	7.62	12.88	0.00921	0.00911	0.01540	PASS
Extreme (30°C)		11.73	17.90	1.78	0.01402	0.02139	0.00212	PASS
Extreme (20°C)		10.57	12.83	4.31	0.01264	0.01534	0.00515	PASS
Extreme (10°C)		7.94	1.13	12.29	0.00949	0.00135	0.01470	PASS
Extreme (0°C)		12.58	1.20	2.88	0.01504	0.00144	0.00345	PASS
Extreme (-10°C)		11.26	1.95	4.94	0.01346	0.00233	0.00591	PASS
Extreme (-20°C)		2.74	4.37	16.10	0.00328	0.00522	0.01925	PASS
Extreme (-30°C)		14.36	12.22	2.53	0.01717	0.01461	0.00302	PASS
25°C		LV	1.71	2.43	13.90	0.00205	0.00290	0.01662
	HV	9.55	8.23	2.82	0.01142	0.00984	0.00337	PASS
Condition		Freq.Error (Hz)	Freq.Error (Hz)	Freq.Error (Hz)	Frequency Stability (ppm)	Frequency Stability (ppm)	Frequency Stability (ppm)	Verdict
BANDWIDTH	5MHz							
Temperature	Voltage	64QAM	16QAM	QPSK	64QAM	16QAM	QPSK	
Normal (25°C)	Normal	13.74	4.03	15.39	0.01643	0.00482	0.01840	PASS
Extreme (50°C)		9.02	6.91	1.67	0.01079	0.00827	0.00200	PASS
Extreme (40°C)		5.46	14.36	12.92	0.00653	0.01716	0.01544	PASS
Extreme (30°C)		10.61	3.61	9.56	0.01268	0.00432	0.01143	PASS
Extreme (20°C)		10.84	4.34	3.52	0.01296	0.00519	0.00421	PASS
Extreme (10°C)		9.80	16.79	1.95	0.01172	0.02007	0.00233	PASS
Extreme (0°C)		16.63	5.49	6.52	0.01988	0.00656	0.00779	PASS
Extreme (-10°C)		13.35	17.95	2.16	0.01596	0.02146	0.00259	PASS
Extreme (-20°C)		2.51	2.32	17.19	0.00300	0.00278	0.02055	PASS
Extreme (-30°C)		17.67	5.48	9.39	0.02112	0.00655	0.01122	PASS
25°C		LV	3.72	2.86	10.49	0.00444	0.00342	0.01255
	HV	13.91	10.33	14.75	0.01663	0.01235	0.01763	PASS
Condition		Freq.Error (Hz)	Freq.Error (Hz)	Freq.Error (Hz)	Frequency Stability (ppm)	Frequency Stability (ppm)	Frequency Stability (ppm)	Verdict
BANDWIDTH	10MHz							
Temperature	Voltage	64QAM	16QAM	QPSK	64QAM	16QAM	QPSK	
Normal (25°C)	Normal	15.59	9.76	13.71	0.01863	0.01166	0.01639	PASS
Extreme (50°C)		10.40	14.05	12.88	0.01244	0.01679	0.01540	PASS
Extreme (40°C)		17.32	13.70	5.86	0.02071	0.01637	0.00701	PASS
Extreme (30°C)		6.46	9.25	14.60	0.00772	0.01105	0.01746	PASS

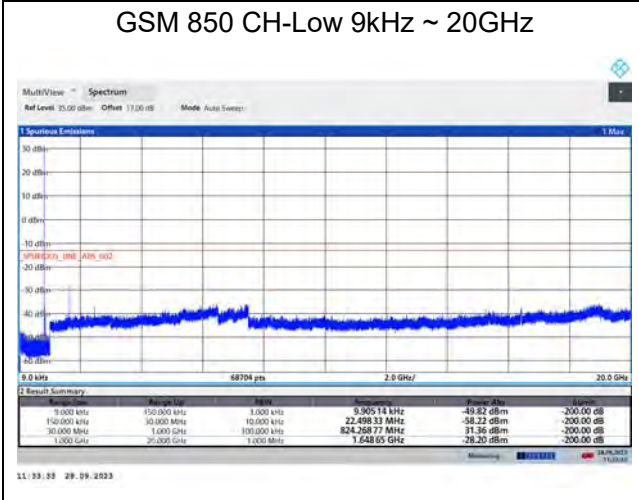
Extreme (20°C)		2.23	7.74	3.16	0.00267	0.00926	0.00378	PASS
Extreme (10°C)		1.34	5.69	14.09	0.00160	0.00680	0.01685	PASS
Extreme (0°C)		15.27	10.13	1.88	0.01826	0.01211	0.00225	PASS
Extreme (-10°C)		3.11	13.83	13.99	0.00372	0.01654	0.01672	PASS
Extreme (-20°C)		4.33	13.17	5.66	0.00518	0.01575	0.00677	PASS
Extreme (-30°C)		15.38	16.91	10.16	0.01838	0.02022	0.01215	PASS
25°C	LV	14.91	12.07	5.41	0.01783	0.01443	0.00647	PASS
	HV	3.98	3.39	9.48	0.00476	0.00405	0.01133	PASS
Condition		Freq.Error (Hz)	Freq.Error (Hz)	Freq.Error (Hz)	Frequency Stability (ppm)	Frequency Stability (ppm)	Frequency Stability (ppm)	Verdict
BANDWIDTH	15MHz							
Temperature	Voltage	64QAM	16QAM	QPSK	64QAM	16QAM	QPSK	
Normal (25°C)	Normal	13.33	6.26	14.03	0.01593	0.00748	0.01678	PASS
Extreme (50°C)		4.31	16.81	4.92	0.00516	0.02010	0.00588	PASS
Extreme (40°C)		1.41	13.23	17.08	0.00169	0.01582	0.02041	PASS
Extreme (30°C)		16.29	3.29	11.09	0.01947	0.00393	0.01325	PASS
Extreme (20°C)		17.93	5.71	17.29	0.02143	0.00683	0.02067	PASS
Extreme (10°C)		15.09	5.56	17.07	0.01804	0.00665	0.02041	PASS
Extreme (0°C)		13.11	5.07	10.37	0.01567	0.00606	0.01240	PASS
Extreme (-10°C)		1.73	17.31	15.66	0.00207	0.02069	0.01873	PASS
Extreme (-20°C)		3.93	2.05	8.32	0.00470	0.00245	0.00995	PASS
Extreme (-30°C)		11.16	6.77	12.47	0.01334	0.00809	0.01490	PASS
25°C		LV	11.72	11.09	7.44	0.01401	0.01326	0.00890
	HV	2.00	17.14	14.69	0.00239	0.02049	0.01756	PASS

6.6. Spurious Emissions at Antenna Terminals

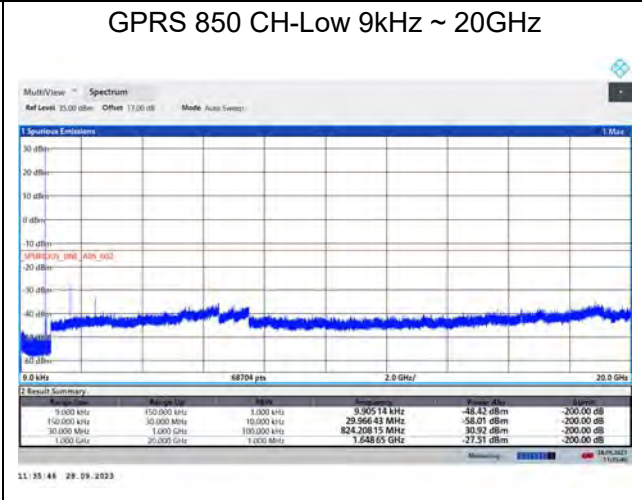
Sweep the whole frequency band through the range from 9kHz to the 10th harmonic of the carrier, the emissions more than 20 dB below the limit are not reported.

The signal beyond the limit is carrier.

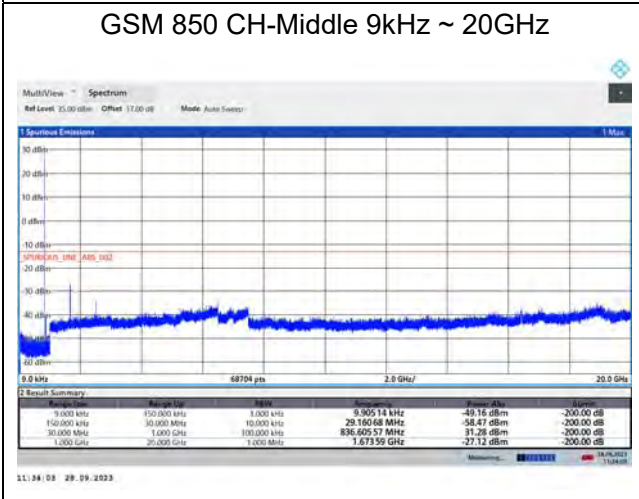
GSM 850 CH-Low 9kHz ~ 20GHz



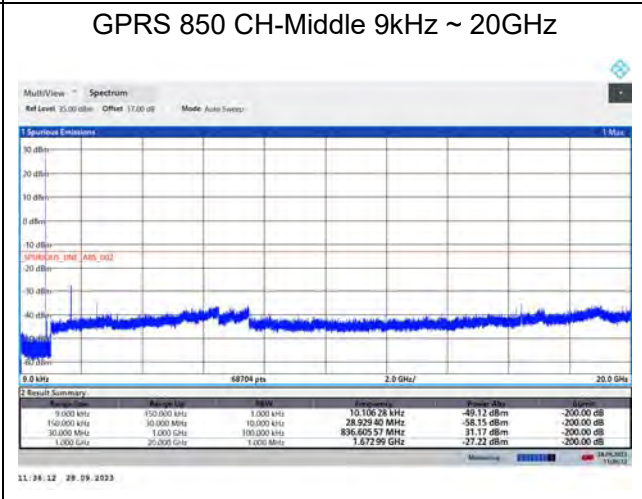
GPRS 850 CH-Low 9kHz ~ 20GHz



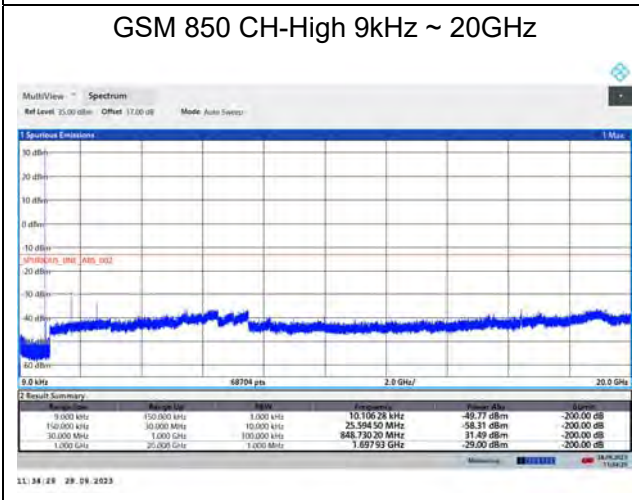
GSM 850 CH-Middle 9kHz ~ 20GHz



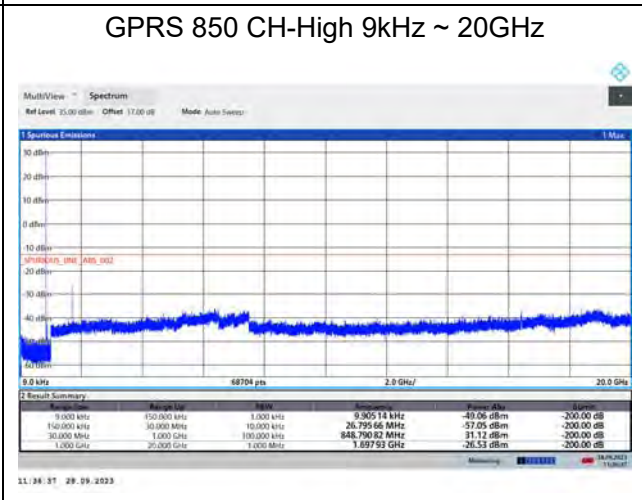
GPRS 850 CH-Middle 9kHz ~ 20GHz



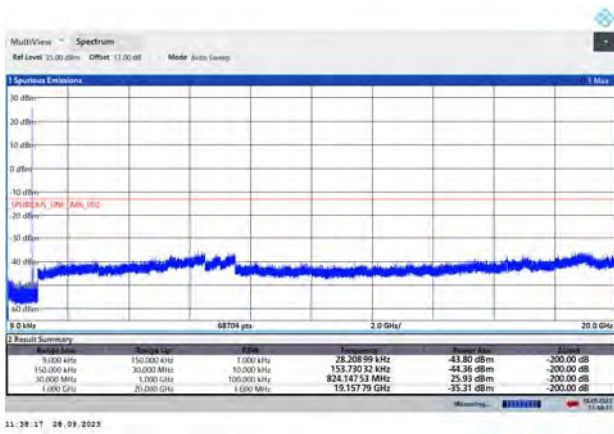
GSM 850 CH-High 9kHz ~ 20GHz



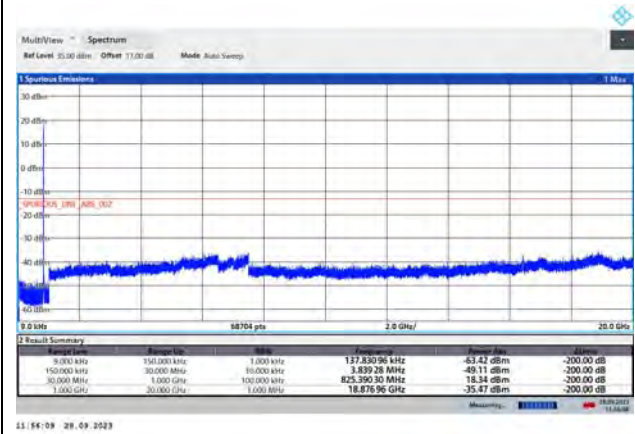
GPRS 850 CH-High 9kHz ~ 20GHz



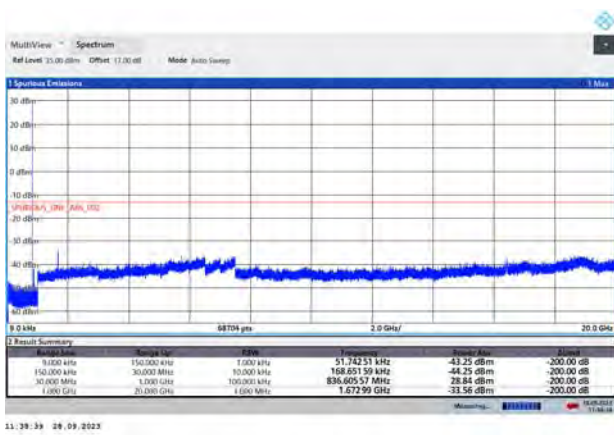
EGPRS 850 CH-Low 9kHz ~ 20GHz



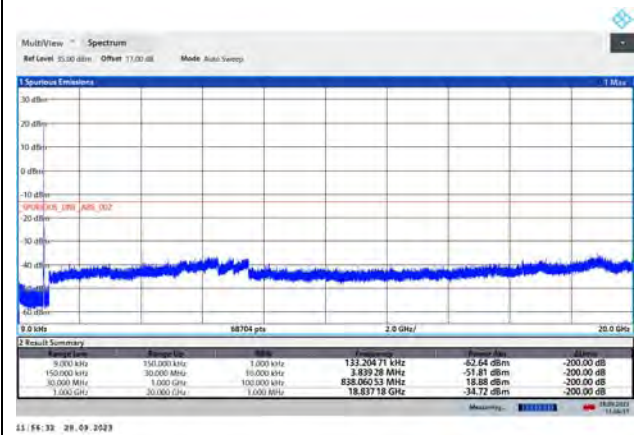
WCDMA BAND V CH-Low 9kHz ~ 20GHz



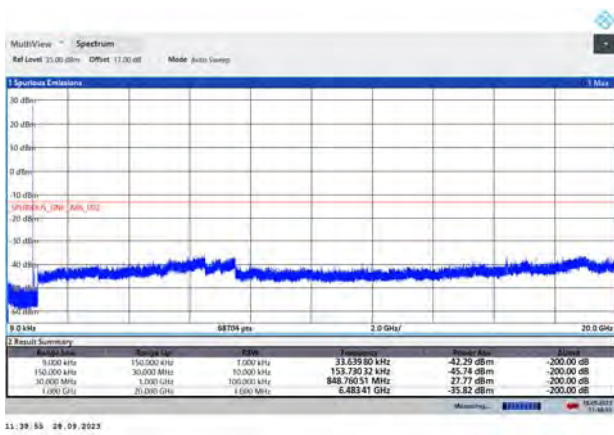
EGPRS 850 CH-Middle 9kHz ~ 20GHz



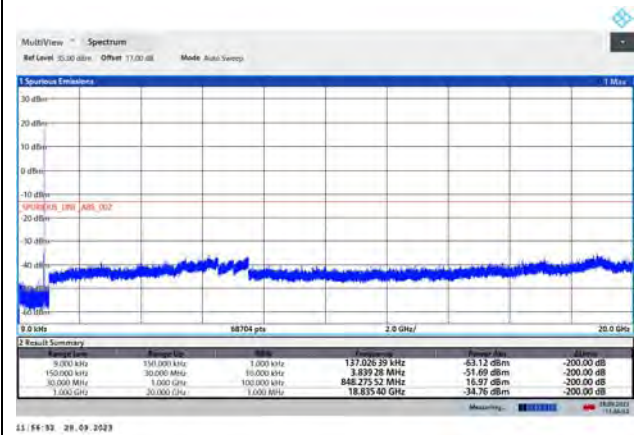
WCDMA BAND V CH-Middle 9kHz ~ 20GHz



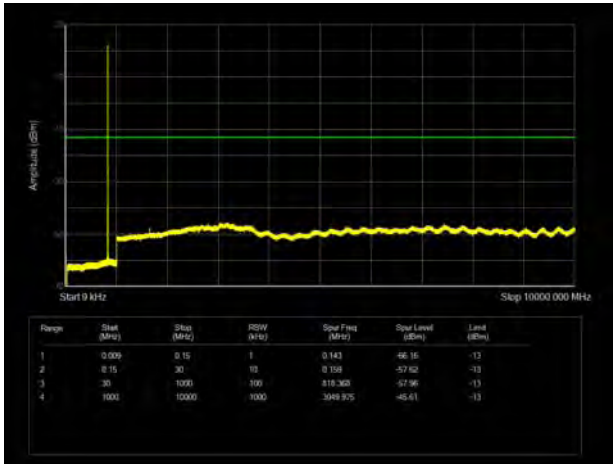
EGPRS 850 CH-High 9kHz ~ 20GHz



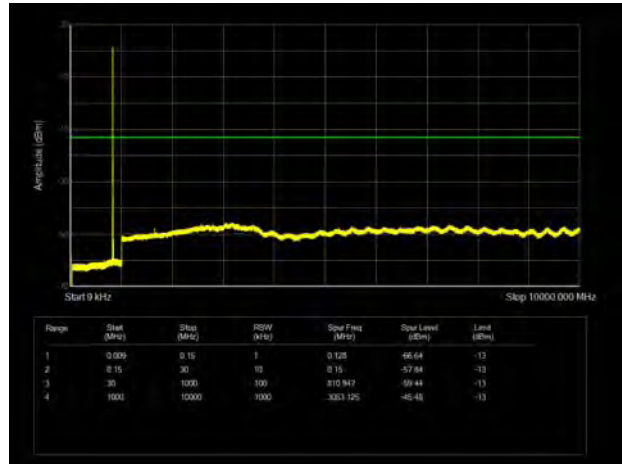
WCDMA BAND V CH-High 9kHz ~ 20GHz



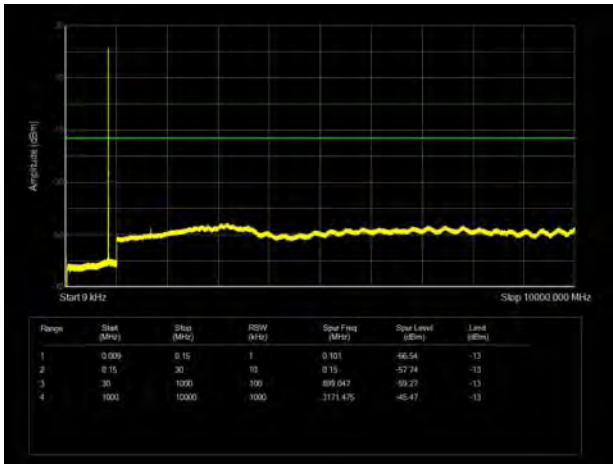
LTE Band 5 1.4MHz CH-Low 9kHz~10GHz



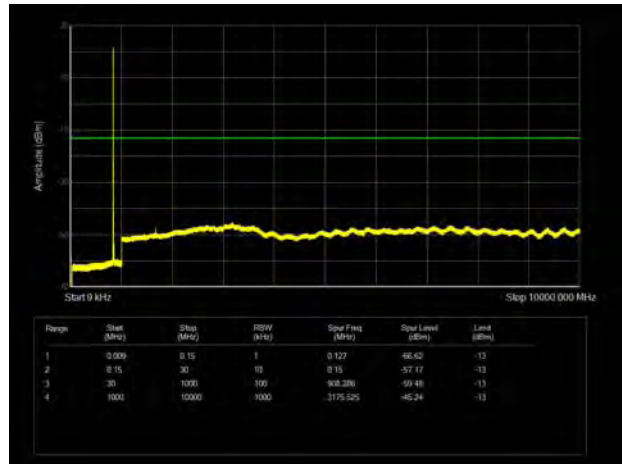
LTE Band 5 3MHz CH-Low 9kHz~10GHz



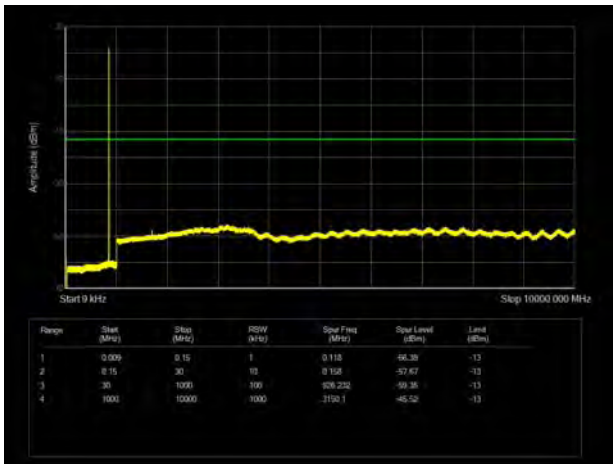
LTE Band 5 1.4MHz CH-Middle 9kHz~10GHz



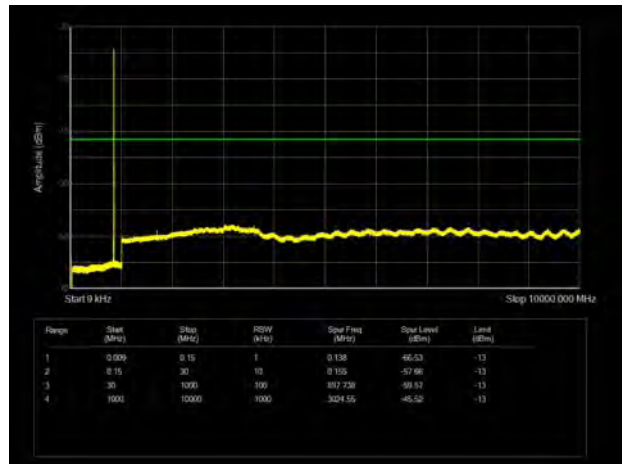
LTE Band 5 3MHz CH-Middle 9kHz~10GHz



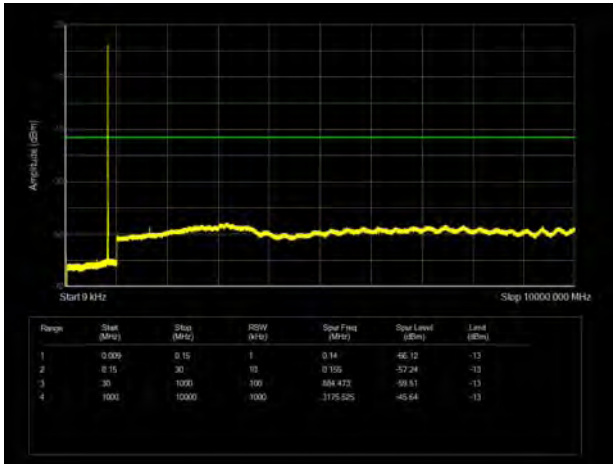
LTE Band 5 1.4MHz CH-High 9kHz~10GHz



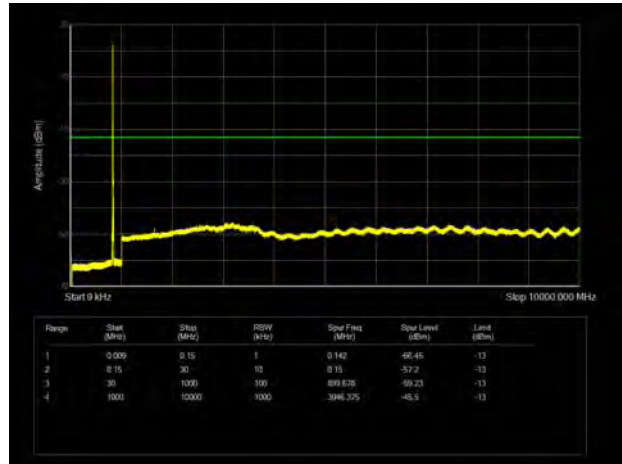
LTE Band 5 3MHz CH-High 9kHz~10GHz



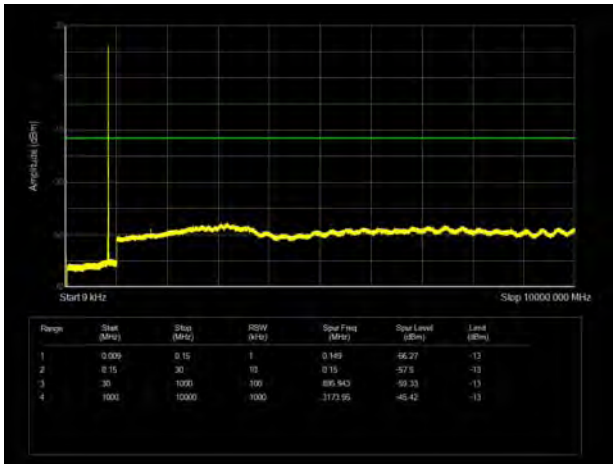
LTE Band 5 5MHz CH-Low 9kHz~10GHz



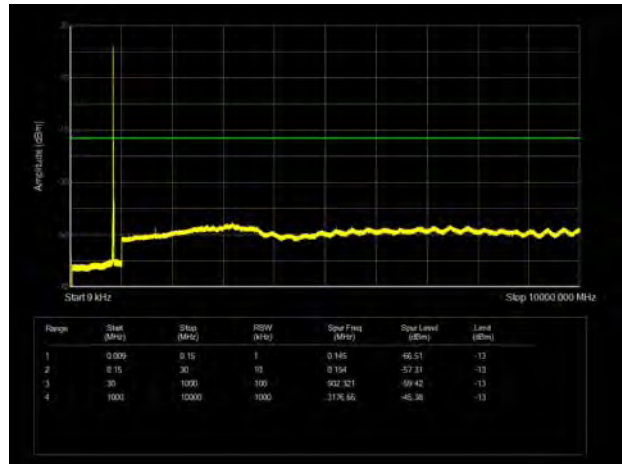
LTE Band 5 10MHz CH-Low 9kHz~10GHz



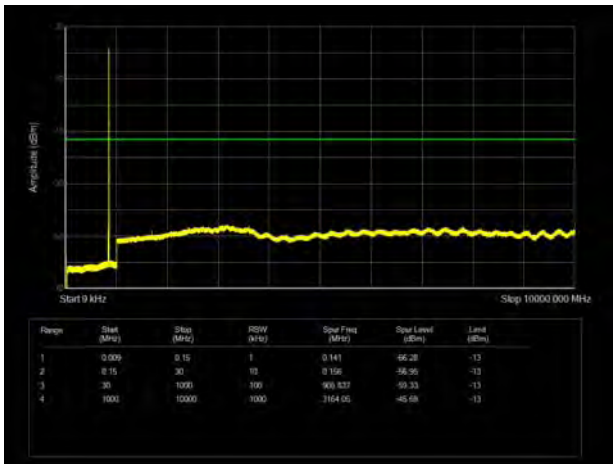
LTE Band 5 5MHz CH-Middle 9kHz~10GHz



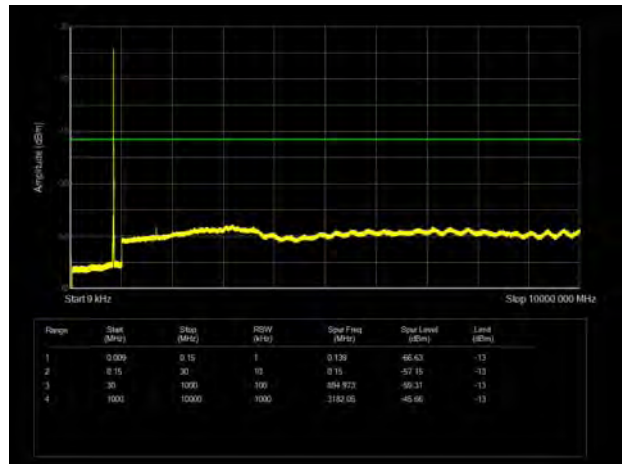
LTE Band 5 10MHz CH-Middle 9kHz~10GHz



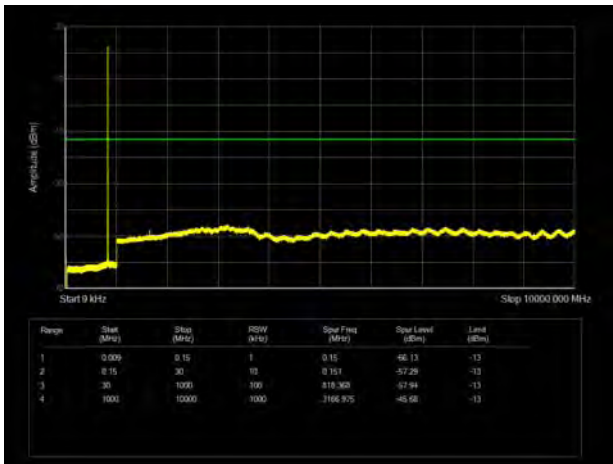
LTE Band 5 5MHz CH-High 9kHz~10GHz



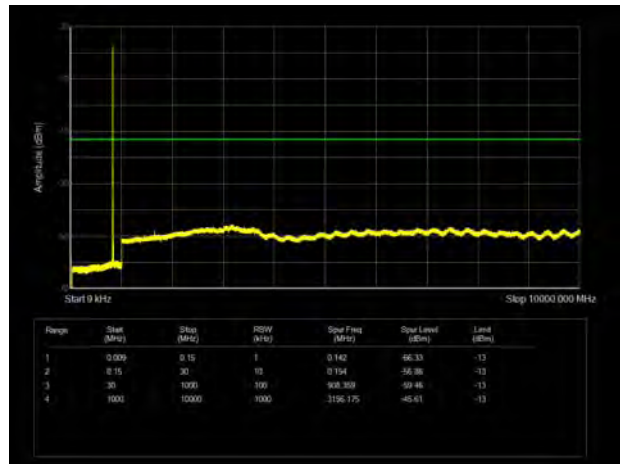
LTE Band 5 10MHz CH-High 9kHz~10GHz



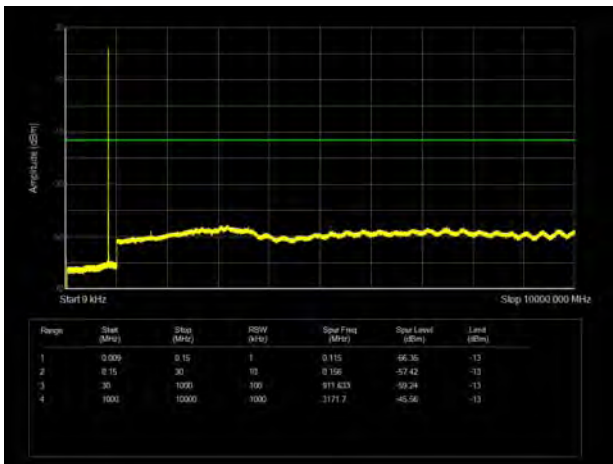
LTE Band 26 1.4MHz CH-Low 9kHz~10GHz



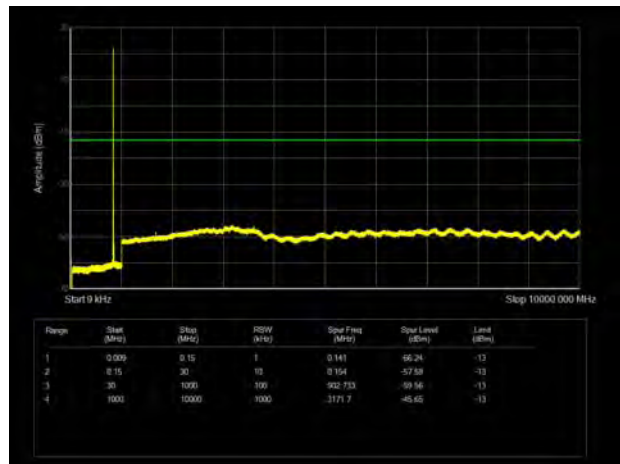
LTE Band 26 3MHz CH-Low 9kHz~10GHz



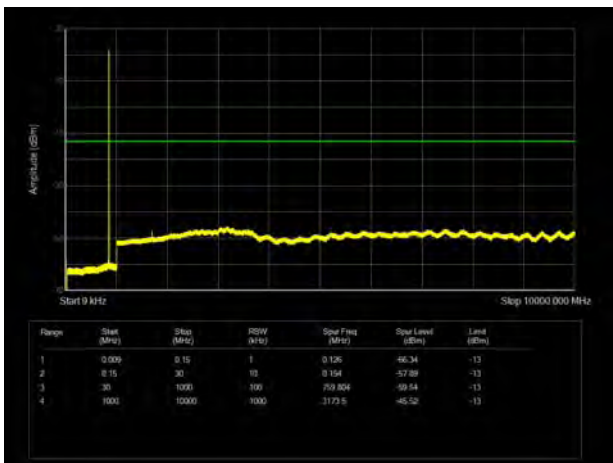
LTE Band 26 1.4MHz CH-Middle 9kHz~10GHz



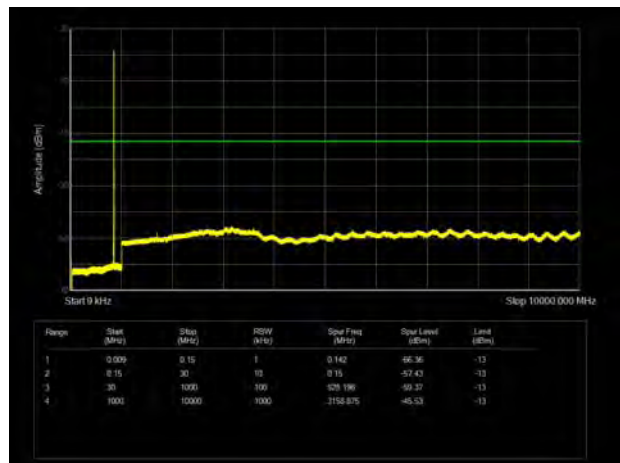
LTE Band 26 3MHz CH-Middle 9kHz~10GHz



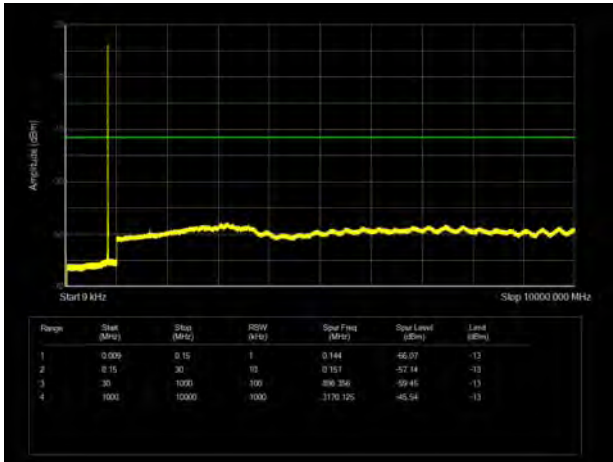
LTE Band 26 1.4MHz CH-High 9kHz~10GHz



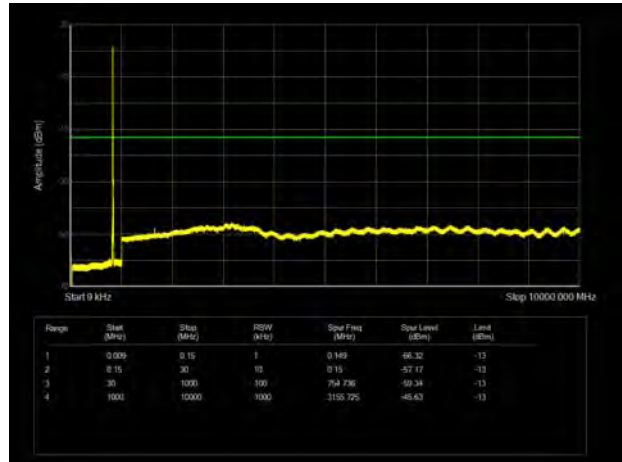
LTE Band 26 3MHz CH-High 9kHz~10GHz



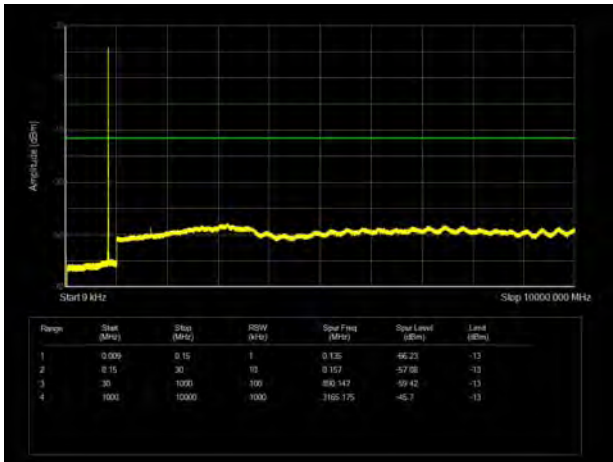
LTE Band 26 5MHz CH-Low 9kHz~10GHz



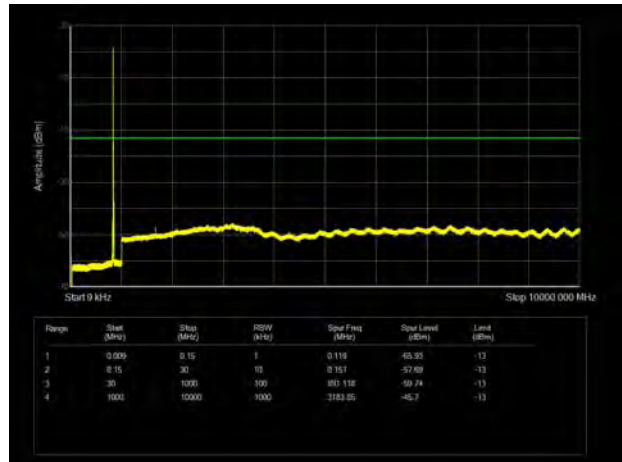
LTE Band 26 10MHz CH-Low 9kHz~10GHz



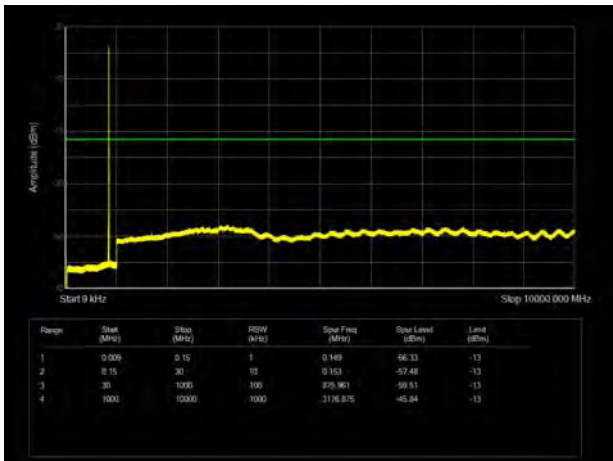
LTE Band 26 5MHz CH-Middle 9kHz~10GHz



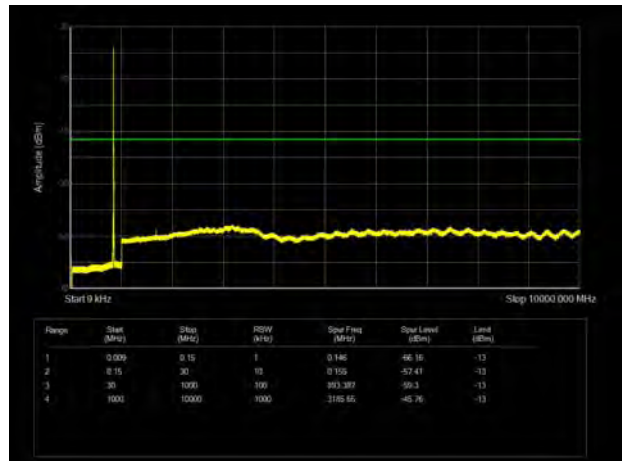
LTE Band 26 10MHz CH-Middle 9kHz~10GHz



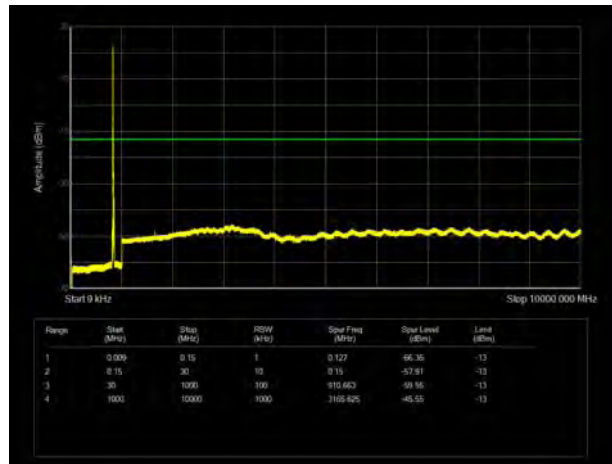
LTE Band 26 5MHz CH-High 9kHz~10GHz



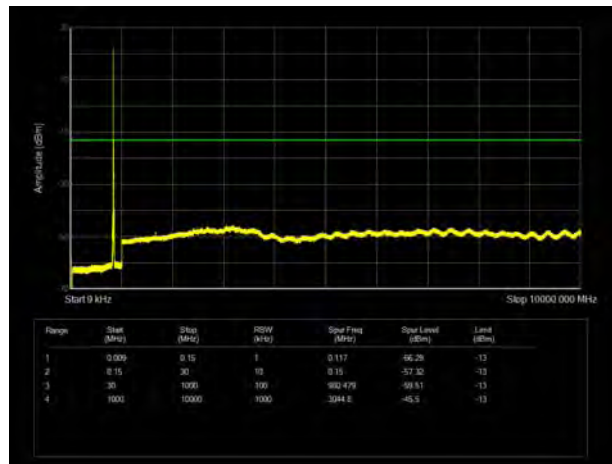
LTE Band 26 10MHz CH-High 9kHz~10GHz



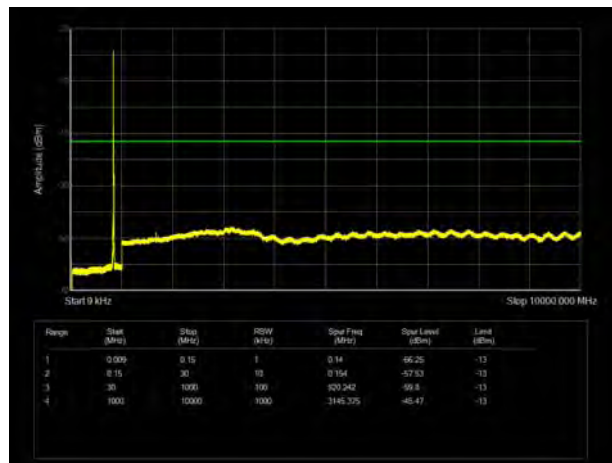
LTE Band 26 15MHz CH-Low 9kHz~10GHz



LTE Band 26 15MHz CH-Middle 9kHz~10GHz



LTE Band 26 15MHz CH-High 9kHz~10GHz



6.7. Radiated Spurious Emission

Sweep the whole frequency band through the range from 9kHz to the 10th harmonic of the carrier, the emissions below the noise floor will not be recorded in the report.

Low Antenna

GSM 850 CH-Middle

Harmonic	Frequency (MHz)	SG (dBm)	Cable Loss (dB)	Gain (dBi)	Antenna Polarization	ERP Level (dBm)	Limit (dBm)	Margin (dB)	Azimuth (deg)
2	1673.20	-52.66	1.70	8.70	Vertical	-47.81	-13.00	34.81	135
3	2509.75	-65.03	2.30	12.00	Vertical	-57.48	-13.00	44.48	36
4	3346.40	-67.55	2.70	12.70	Vertical	-59.70	-13.00	46.70	83
5	4183.00	-63.29	3.00	12.50	Vertical	-55.94	-13.00	42.94	36
6	5019.60	-60.70	3.40	12.50	Vertical	-53.75	-13.00	40.75	47
7	5856.20	-60.26	3.40	12.80	Vertical	-53.01	-13.00	40.01	28
8	6692.80	-58.39	4.10	11.50	Vertical	-53.14	-13.00	40.14	136
9	7529.40	-55.12	4.20	12.20	Vertical	-49.27	-13.00	36.27	175
10	8366.00	-56.01	4.30	12.50	Vertical	-49.96	-13.00	36.96	15

Note: 1. The other Spurious RF Radiated emissions level is no more than noise floor.
2. The worst emission was found in the antenna is Vertical position.

WCDMA Band V CH-Middle

Harmonic	Frequency (MHz)	SG (dBm)	Cable Loss (dB)	Gain (dBi)	Antenna Polarization	ERP Level (dBm)	Limit (dBm)	Margin (dB)	Azimuth (deg)
2	1673.20	-67.43	1.70	8.70	Vertical	-62.58	-13.00	49.58	78
3	2509.80	-61.76	2.30	12.00	Vertical	-54.21	-13.00	41.21	111
4	3346.40	-67.09	2.70	12.70	Vertical	-59.24	-13.00	46.24	28
5	4183.00	-64.11	3.00	12.50	Vertical	-56.76	-13.00	43.76	111
6	5019.60	-60.84	3.40	12.50	Vertical	-53.89	-13.00	40.89	225
7	5856.20	-60.37	3.40	12.80	Vertical	-53.12	-13.00	40.12	135
8	6692.80	-58.70	4.10	11.50	Vertical	-53.45	-13.00	40.45	76
9	7529.40	-55.69	4.20	12.20	Vertical	-49.84	-13.00	36.84	28
10	8366.00	-55.17	4.30	12.50	Vertical	-49.12	-13.00	36.12	185

Note: 1. The other Spurious RF Radiated emissions level is no more than noise floor.
2. The worst emission was found in the antenna is Vertical position.

LTE Band 5 1.4MHz CH-Middle

Harmonic	Frequency (MHz)	SG (dBm)	Cable Loss (dB)	Gain (dBi)	Antenna Polarization	ERP Level (dBm)	Limit (dBm)	Margin (dB)	Azimuth (deg)
2	1673.00	-67.89	1.70	8.70	Horizontal	-63.04	-13.00	50.04	135
3	2509.50	-67.48	2.30	12.00	Horizontal	-59.93	-13.00	46.93	42
4	3346.00	-65.72	2.70	12.70	Horizontal	-57.87	-13.00	44.87	135
5	4182.50	-63.09	3.00	12.50	Horizontal	-55.74	-13.00	42.74	44
6	5019.00	-59.58	3.40	12.50	Horizontal	-52.63	-13.00	39.63	86
7	5855.50	-59.34	3.40	12.80	Horizontal	-52.09	-13.00	39.09	201
8	6692.00	-56.49	4.10	11.50	Horizontal	-51.24	-13.00	38.24	180
9	7528.50	-54.67	4.20	12.20	Horizontal	-48.82	-13.00	35.82	94
10	8365.00	-53.82	4.30	12.50	Horizontal	-47.77	-13.00	34.77	62

Note: 1. The other Spurious RF Radiated emissions level is no more than noise floor.
 2. The worst emission was found in the antenna is Horizontal position.

LTE Band 5 5MHz CH-Middle

Harmonic	Frequency (MHz)	SG (dBm)	Cable Loss (dB)	Gain (dBi)	Antenna Polarization	ERP Level (dBm)	Limit (dBm)	Margin (dB)	Azimuth (deg)
2	1668.60	-67.71	1.70	8.70	Horizontal	-62.86	-13.00	49.86	118
3	2503.30	-67.14	2.30	12.00	Horizontal	-59.59	-13.00	46.59	35
4	3336.00	-66.26	2.70	12.70	Horizontal	-58.41	-13.00	45.41	88
5	4170.00	-62.79	3.00	12.50	Horizontal	-55.44	-13.00	42.44	45
6	5004.00	-59.95	3.40	12.50	Horizontal	-53.00	-13.00	40.00	107
7	5838.00	-59.70	3.40	12.80	Horizontal	-52.45	-13.00	39.45	118
8	6672.00	-56.59	4.10	11.50	Horizontal	-51.34	-13.00	38.34	273
9	7506.00	-53.55	4.20	12.20	Horizontal	-47.70	-13.00	34.70	90
10	8340.00	-54.01	4.30	12.50	Horizontal	-47.96	-13.00	34.96	135

Note: 1. The other Spurious RF Radiated emissions level is no more than noise floor.
 2. The worst emission was found in the antenna is Horizontal position.

LTE Band 5 10MHz CH-Middle

Harmonic	Frequency (MHz)	SG (dBm)	Cable Loss (dB)	Gain (dBi)	Antenna Polarization	ERP Level (dBm)	Limit (dBm)	Margin (dB)	Azimuth (deg)
2	1663.00	-67.52	1.70	8.70	Horizontal	-62.67	-13.00	49.67	90
3	2494.50	-67.43	2.30	12.00	Horizontal	-59.88	-13.00	46.88	180
4	3326.00	-66.08	2.70	12.70	Horizontal	-58.23	-13.00	45.23	180
5	4157.50	-62.72	3.00	12.50	Horizontal	-55.37	-13.00	42.37	241
6	4989.00	-60.83	3.40	12.50	Horizontal	-53.88	-13.00	40.88	226
7	5820.50	-59.72	3.40	12.80	Horizontal	-52.47	-13.00	39.47	95
8	6652.00	-55.41	4.10	11.50	Horizontal	-50.16	-13.00	37.16	82
9	7483.50	-54.48	4.20	12.20	Horizontal	-48.63	-13.00	35.63	103
10	8315.00	-53.76	4.30	12.50	Horizontal	-47.71	-13.00	34.71	135

Note: 1. The other Spurious RF Radiated emissions level is no more than noise floor.
 2. The worst emission was found in the antenna is Horizontal position.

LTE Band 26 1.4MHz CH-Middle

Harmonic	Frequency (MHz)	SG (dBm)	Cable Loss (dB)	Gain (dBi)	Antenna Polarization	ERP Level (dBm)	Limit (dBm)	Margin (dB)	Azimuth (deg)
2	1673.00	-67.93	1.70	8.70	Horizontal	-63.08	-13.00	50.08	160
3	2509.50	-67.42	2.30	12.00	Horizontal	-59.87	-13.00	46.87	88
4	3346.00	-67.34	2.70	12.70	Horizontal	-59.49	-13.00	46.49	44
5	4182.50	-64.18	3.00	12.50	Horizontal	-56.83	-13.00	43.83	43
6	5019.00	-61.47	3.40	12.50	Horizontal	-54.52	-13.00	41.52	76
7	5855.50	-60.68	3.40	12.80	Horizontal	-53.43	-13.00	40.43	49
8	6692.00	-58.31	4.10	11.50	Horizontal	-53.06	-13.00	40.06	165
9	7528.50	-55.25	4.20	12.20	Horizontal	-49.40	-13.00	36.40	48
10	8365.00	-55.20	4.30	12.50	Horizontal	-49.15	-13.00	36.15	11

Note: 1. The other Spurious RF Radiated emissions level is no more than noise floor.
 2. The worst emission was found in the antenna is Horizontal position.

LTE Band 26 5MHz CH-Middle

Harmonic	Frequency (MHz)	SG (dBm)	Cable Loss (dB)	Gain (dBi)	Antenna Polarization	ERP Level (dBm)	Limit (dBm)	Margin (dB)	Azimuth (deg)
2	1668.00	-68.32	1.70	8.70	Horizontal	-63.47	-13.00	50.47	137
3	2502.00	-68.08	2.30	12.00	Horizontal	-60.53	-13.00	47.53	90
4	3336.00	-67.40	2.70	12.70	Horizontal	-59.55	-13.00	46.55	46
5	4170.00	-63.64	3.00	12.50	Horizontal	-56.29	-13.00	43.29	44
6	5004.00	-61.20	3.40	12.50	Horizontal	-54.25	-13.00	41.25	136
7	5838.00	-60.27	3.40	12.80	Horizontal	-53.02	-13.00	40.02	185
8	6672.00	-58.25	4.10	11.50	Horizontal	-53.00	-13.00	40.00	165
9	7506.00	-55.12	4.20	12.20	Horizontal	-49.27	-13.00	36.27	43
10	8340.00	-55.07	4.30	12.50	Horizontal	-49.02	-13.00	36.02	11

Note: 1. The other Spurious RF Radiated emissions level is no more than noise floor.
 2. The worst emission was found in the antenna is Horizontal position.

LTE Band 26 15MHz CH-Middle

Harmonic	Frequency (MHz)	SG (dBm)	Cable Loss (dB)	Gain (dBi)	Antenna Polarization	ERP Level (dBm)	Limit (dBm)	Margin (dB)	Azimuth (deg)
2	1658.00	-68.63	1.70	8.70	Horizontal	-63.78	-13.00	50.78	17
3	2487.00	-67.31	2.30	12.00	Horizontal	-59.76	-13.00	46.76	225
4	3316.00	-66.59	2.70	12.70	Horizontal	-58.74	-13.00	45.74	11
5	4145.00	-64.27	3.00	12.50	Horizontal	-56.92	-13.00	43.92	265
6	4974.00	-61.65	3.40	12.50	Horizontal	-54.70	-13.00	41.70	33
7	5803.00	-60.33	3.40	12.80	Horizontal	-53.08	-13.00	40.08	16
8	6632.00	-58.88	4.10	11.50	Horizontal	-53.63	-13.00	40.63	15
9	7461.00	-55.13	4.20	12.20	Horizontal	-49.28	-13.00	36.28	35
10	8290.00	-55.64	4.30	12.50	Horizontal	-49.59	-13.00	36.59	148

Note: 1. The other Spurious RF Radiated emissions level is no more than noise floor.
 2. The worst emission was found in the antenna is Horizontal position.

Upper Antenna

GSM 850 CH-Middle

Harmonic	Frequency (MHz)	SG (dBm)	Cable Loss (dB)	Gain (dBi)	Antenna Polarization	ERP Level (dBm)	Limit (dBm)	Margin (dB)	Azimuth (deg)
2	1673.20	-64.88	1.70	8.70	Horizontal	-60.03	-13.00	47.03	125
3	2509.55	-53.50	2.30	12.00	Horizontal	-45.95	-13.00	32.95	27
4	3346.40	-67.53	2.70	12.70	Horizontal	-59.68	-13.00	46.68	165
5	4183.00	-64.14	3.00	12.50	Horizontal	-56.79	-13.00	43.79	38
6	5019.60	-61.39	3.40	12.50	Horizontal	-54.44	-13.00	41.44	275
7	5856.20	-61.14	3.40	12.80	Horizontal	-53.89	-13.00	40.89	155
8	6692.80	-59.58	4.10	11.50	Horizontal	-54.33	-13.00	41.33	287
9	7529.40	-56.02	4.20	12.20	Horizontal	-50.17	-13.00	37.17	14
10	8366.00	-54.97	4.30	12.50	Horizontal	-48.92	-13.00	35.92	24

Note: 1. The other Spurious RF Radiated emissions level is no more than noise floor.
 2. The worst emission was found in the antenna is Horizontal position.

WCDMA Band V CH-Middle

Harmonic	Frequency (MHz)	SG (dBm)	Cable Loss (dB)	Gain (dBi)	Antenna Polarization	ERP Level (dBm)	Limit (dBm)	Margin (dB)	Azimuth (deg)
2	1671.20	-68.12	1.70	8.70	Horizontal	-63.27	-13.00	50.27	35
3	2510.40	-62.56	2.30	12.00	Horizontal	-55.01	-13.00	42.01	11
4	3346.40	-67.24	2.70	12.70	Horizontal	-59.39	-13.00	46.39	73
5	4183.00	-64.11	3.00	12.50	Horizontal	-56.76	-13.00	43.76	33
6	5019.60	-61.32	3.40	12.50	Horizontal	-54.37	-13.00	41.37	75
7	5856.20	-60.19	3.40	12.80	Horizontal	-52.94	-13.00	39.94	28
8	6692.80	-58.68	4.10	11.50	Horizontal	-53.43	-13.00	40.43	111
9	7529.40	-55.92	4.20	12.20	Horizontal	-50.07	-13.00	37.07	24
10	8366.00	-55.35	4.30	12.50	Horizontal	-49.30	-13.00	36.30	145

Note: 1. The other Spurious RF Radiated emissions level is no more than noise floor.
 2. The worst emission was found in the antenna is Horizontal position.

LTE Band 5 1.4MHz CH-Middle

Harmonic	Frequency (MHz)	SG (dBm)	Cable Loss (dB)	Gain (dBi)	Antenna Polarization	ERP Level (dBm)	Limit (dBm)	Margin (dB)	Azimuth (deg)
2	1673.00	-65.20	1.70	8.70	Vertical	-60.35	-13.00	47.35	196
3	2509.50	-61.48	2.30	12.00	Vertical	-53.93	-13.00	40.93	217
4	3346.00	-67.75	2.70	12.70	Vertical	-59.90	-13.00	46.90	135
5	4182.50	-64.22	3.00	12.50	Vertical	-56.87	-13.00	43.87	44
6	5019.00	-60.98	3.40	12.50	Vertical	-54.03	-13.00	41.03	86
7	5855.50	-60.73	3.40	12.80	Vertical	-53.48	-13.00	40.48	201
8	6692.00	-58.63	4.10	11.50	Vertical	-53.38	-13.00	40.38	180
9	7528.50	-56.46	4.20	12.20	Vertical	-50.61	-13.00	37.61	94
10	8365.00	-55.42	4.30	12.50	Vertical	-49.37	-13.00	36.37	62

Note: 1. The other Spurious RF Radiated emissions level is no more than noise floor.
 2. The worst emission was found in the antenna is Vertical position.

LTE Band 5 5MHz CH-Middle

Harmonic	Frequency (MHz)	SG (dBm)	Cable Loss (dB)	Gain (dBi)	Antenna Polarization	ERP Level (dBm)	Limit (dBm)	Margin (dB)	Azimuth (deg)
2	1668.60	-66.15	1.70	8.70	Vertical	-61.30	-13.00	48.30	83
3	2503.30	-60.26	2.30	12.00	Vertical	-52.71	-13.00	39.71	65
4	3336.00	-67.05	2.70	12.70	Vertical	-59.20	-13.00	46.20	88
5	4170.00	-64.56	3.00	12.50	Vertical	-57.21	-13.00	44.21	45
6	5004.00	-60.21	3.40	12.50	Vertical	-53.26	-13.00	40.26	107
7	5838.00	-60.76	3.40	12.80	Vertical	-53.51	-13.00	40.51	118
8	6672.00	-58.20	4.10	11.50	Vertical	-52.95	-13.00	39.95	273
9	7506.00	-55.57	4.20	12.20	Vertical	-49.72	-13.00	36.72	90
10	8340.00	-55.42	4.30	12.50	Vertical	-49.37	-13.00	36.37	135

Note: 1. The other Spurious RF Radiated emissions level is no more than noise floor.
 2. The worst emission was found in the antenna is Vertical position.

LTE Band 5 10MHz CH-Middle

Harmonic	Frequency (MHz)	SG (dBm)	Cable Loss (dB)	Gain (dBi)	Antenna Polarization	ERP Level (dBm)	Limit (dBm)	Margin (dB)	Azimuth (deg)
2	1664.40	-66.71	1.70	8.70	Vertical	-61.86	-13.00	48.86	138
3	2496.60	-60.69	2.30	12.00	Vertical	-53.14	-13.00	40.14	114
4	3326.00	-67.54	2.70	12.70	Vertical	-59.69	-13.00	46.69	180
5	4157.50	-63.74	3.00	12.50	Vertical	-56.39	-13.00	43.39	241
6	4989.00	-61.52	3.40	12.50	Vertical	-54.57	-13.00	41.57	226
7	5820.50	-61.26	3.40	12.80	Vertical	-54.01	-13.00	41.01	95
8	6652.00	-59.06	4.10	11.50	Vertical	-53.81	-13.00	40.81	82
9	7483.50	-55.54	4.20	12.20	Vertical	-49.69	-13.00	36.69	103
10	8315.00	-55.40	4.30	12.50	Vertical	-49.35	-13.00	36.35	135

Note: 1. The other Spurious RF Radiated emissions level is no more than noise floor.
 2. The worst emission was found in the antenna is Vertical position.

LTE Band 26 1.4MHz CH-Middle

Harmonic	Frequency (MHz)	SG (dBm)	Cable Loss (dB)	Gain (dBi)	Antenna Polarization	ERP Level (dBm)	Limit (dBm)	Margin (dB)	Azimuth (deg)
2	1673.00	-66.11	1.70	8.70	Vertical	-61.26	-13.00	48.26	15
3	2509.50	-61.50	2.30	12.00	Vertical	-53.95	-13.00	40.95	107
4	3346.00	-67.20	2.70	12.70	Vertical	-59.35	-13.00	46.35	44
5	4182.50	-63.77	3.00	12.50	Vertical	-56.42	-13.00	43.42	43
6	5019.00	-61.40	3.40	12.50	Vertical	-54.45	-13.00	41.45	76
7	5855.50	-60.43	3.40	12.80	Vertical	-53.18	-13.00	40.18	49
8	6692.00	-58.76	4.10	11.50	Vertical	-53.51	-13.00	40.51	165
9	7528.50	-55.98	4.20	12.20	Vertical	-50.13	-13.00	37.13	48
10	8365.00	-55.43	4.30	12.50	Vertical	-49.38	-13.00	36.38	11

Note: 1. The other Spurious RF Radiated emissions level is no more than noise floor.
 2. The worst emission was found in the antenna is Vertical position.

LTE Band 26 5MHz CH-Middle

Harmonic	Frequency (MHz)	SG (dBm)	Cable Loss (dB)	Gain (dBi)	Antenna Polarization	ERP Level (dBm)	Limit (dBm)	Margin (dB)	Azimuth (deg)
2	1668.00	-65.90	1.70	8.70	Vertical	-61.05	-13.00	48.05	219
3	2502.00	-64.79	2.30	12.00	Vertical	-57.24	-13.00	44.24	84
4	3336.00	-67.24	2.70	12.70	Vertical	-59.39	-13.00	46.39	46
5	4170.00	-63.89	3.00	12.50	Vertical	-56.54	-13.00	43.54	44
6	5004.00	-61.16	3.40	12.50	Vertical	-54.21	-13.00	41.21	136
7	5838.00	-60.43	3.40	12.80	Vertical	-53.18	-13.00	40.18	185
8	6672.00	-58.39	4.10	11.50	Vertical	-53.14	-13.00	40.14	165
9	7506.00	-55.07	4.20	12.20	Vertical	-49.22	-13.00	36.22	43
10	8340.00	-55.77	4.30	12.50	Vertical	-49.72	-13.00	36.72	11

Note: 1. The other Spurious RF Radiated emissions level is no more than noise floor.
 2. The worst emission was found in the antenna is Vertical position.

LTE Band 26 15MHz CH-Middle

Harmonic	Frequency (MHz)	SG (dBm)	Cable Loss (dB)	Gain (dBi)	Antenna Polarization	ERP Level (dBm)	Limit (dBm)	Margin (dB)	Azimuth (deg)
2	1658.00	-67.06	1.70	8.70	Vertical	-62.21	-13.00	49.21	45
3	2487.00	-60.31	2.30	12.00	Vertical	-52.76	-13.00	39.76	308
4	3316.00	-67.17	2.70	12.70	Vertical	-59.32	-13.00	46.32	11
5	4145.00	-64.26	3.00	12.50	Vertical	-56.91	-13.00	43.91	265
6	4974.00	-61.43	3.40	12.50	Vertical	-54.48	-13.00	41.48	33
7	5803.00	-60.55	3.40	12.80	Vertical	-53.30	-13.00	40.30	16
8	6632.00	-58.97	4.10	11.50	Vertical	-53.72	-13.00	40.72	15
9	7461.00	-54.16	4.20	12.20	Vertical	-48.31	-13.00	35.31	35
10	8290.00	-55.71	4.30	12.50	Vertical	-49.66	-13.00	36.66	148

Note: 1. The other Spurious RF Radiated emissions level is no more than noise floor.
 2. The worst emission was found in the antenna is Vertical position.

7. Main Test Instruments

Name	Manufacturer	Type	Serial Number	Calibration Date	Expiration Date
Climate Chamber	WEISS	VT 4002	58226119450010	2023-05-12	2024-05-11
Wireless Communication Tester	R&S	CMW500	150415	2023-05-12	2024-05-11
Spectrum Analyzer	Keysight	N9020A	MY50510203	2023-05-12	2024-05-11
Wireless Communication Tester	Agilent	E5515C	MY48367192	2023-05-12	2024-05-11
DC Power Supply	UNI-T	UTP1310+	C220795889	2023-05-12	2024-05-11
Spectrum Analyzer	R&S	FSV3030	101411	2022-12-10	2023-12-09
Radiated Spurious Emission					
Signal Analyzer	R&S	FSV30	100815	2022-12-10	2023-12-09
Loop Antenna	SCHWARZBECK	FMZB1519	1519-047	2023-04-16	2026-04-15
TRILOG Broadband Antenna	Schwarzbeck	VULB 9163	391	2022-09-29	2025-09-28
Horn Antenna	Schwarzbeck	BBHA 9120D	1594	2020-12-17	2023-12-16
Software	R&S	EMC32	10.35.10	/	/

ANNEX A: The EUT Appearance

The EUT Appearance is submitted separately.

ANNEX B: Test Setup Photos

The Test Setup Photos is submitted separately.

ANNEX C: Product Change Description

The Product Change Description are submitted separately.

***** END OF REPORT *****