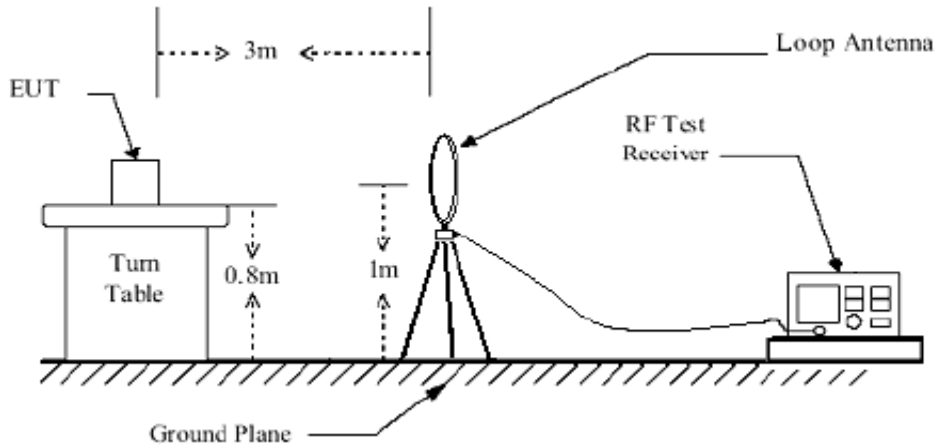
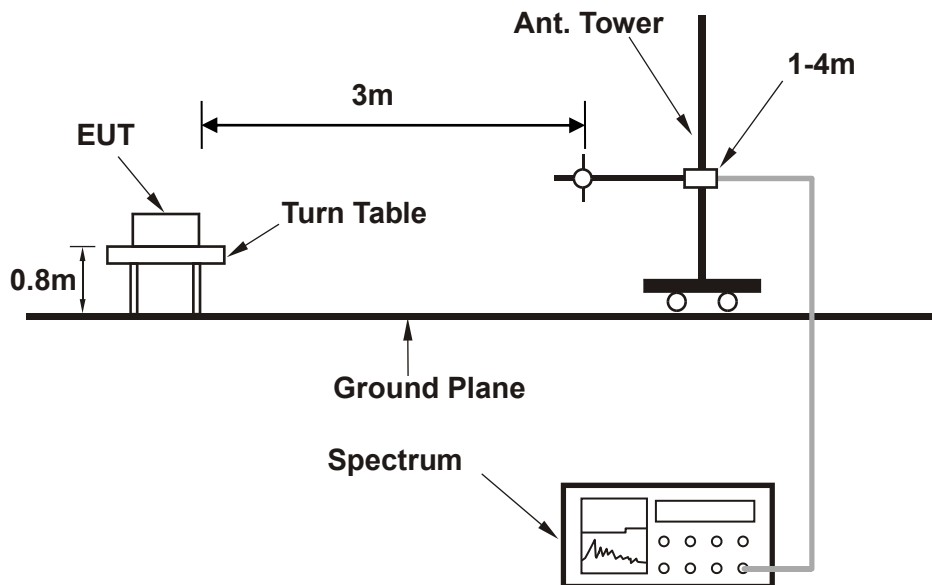


3.6.4 TEST SETUP

< Frequency Range below 30MHz >



< Frequency Range 30MHz~1GHz >

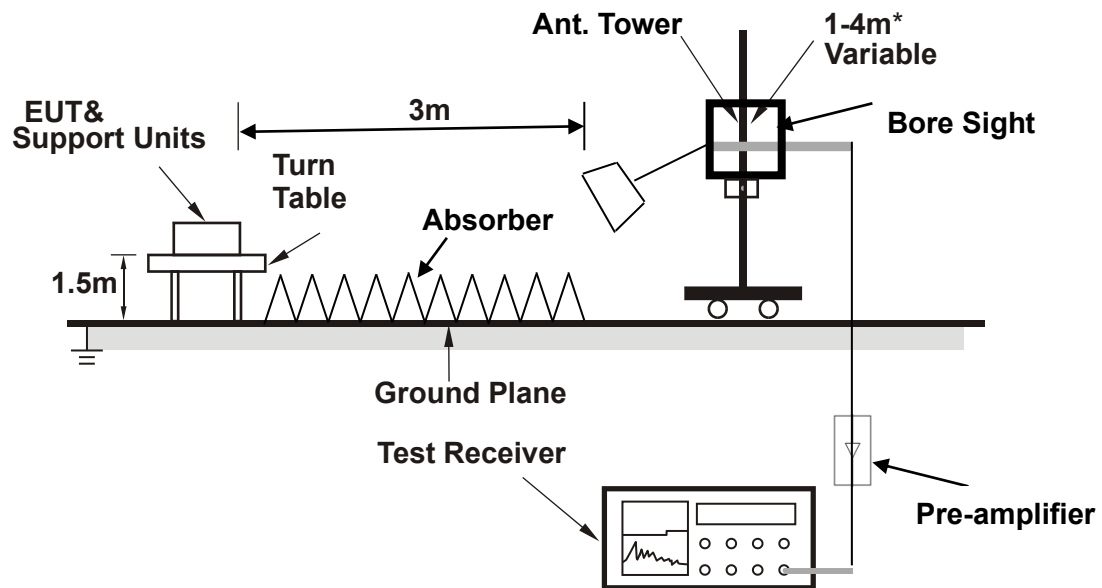




BUREAU
VERITAS

Test Report No.: W7L-P23080006RF07

<Frequency Range above 1GHz>



Note: Above 1G is a directional antenna depends on the EUT height and the antenna 3dB beamwidth both, refer to section 7.3 of CISPR 16-2-3.

For the actual test configuration, please refer to the attached file (Test Setup Photo).



3.6.5 TEST RESULTS

NOTE : The 9K~30MHz amplitude of spurious emissions attenuated more than 20 dB below the permissible value is not required in the report.

BELOW 1GHz WORST-CASE DATA

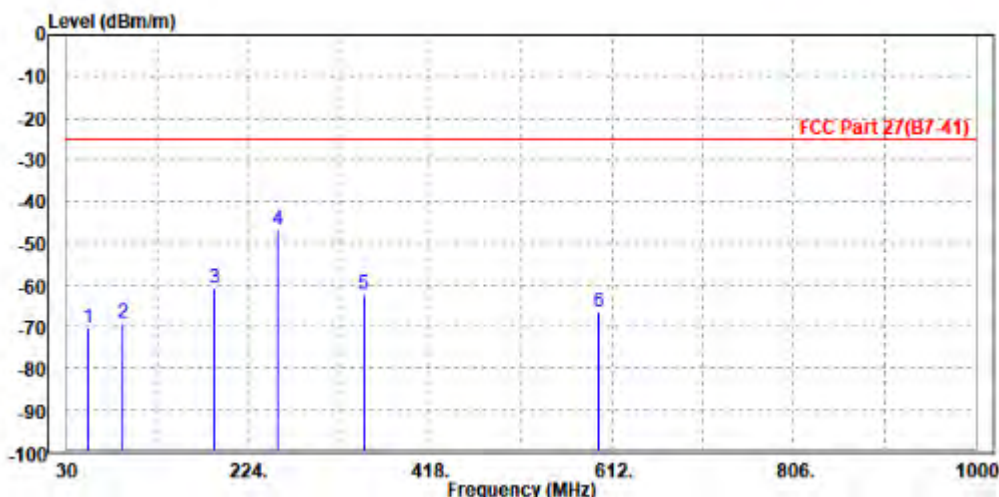
30 MHz – 1GHz data:

LTE Band 41(Ant0) (UP):

CHANNEL BANDWIDTH: 10MHz / QPSK

MODE	TX channel 41540	FREQUENCY RANGE	Below 1000MHz
ENVIRONMENTAL CONDITIONS	23deg. C, 70%RH	INPUT POWER	AC 120V/60HZ
TESTED BY	Jace Hu		
ANTENNA POLARITY & TEST DISTANCE: HORIZONTAL AT 3 M			

	Freq	Level	Read Level	Limit Line	Over Limit	Factor	Remark	Pol/Phase
	MHz	dBm/m	dBm	dBm/m	dB	dB/m		
1	52.310	-70.32	-52.95	-25.00	-45.32	-17.37	Peak	Horizontal
2	89.170	-69.24	-48.25	-25.00	-44.24	-20.99	Peak	Horizontal
3	188.110	-61.01	-42.36	-25.00	-36.01	-18.65	Peak	Horizontal
4 PP	255.040	-46.85	-35.30	-25.00	-21.85	-11.55	Peak	Horizontal
5	347.190	-62.51	-51.20	-25.00	-37.51	-11.31	Peak	Horizontal
6	598.420	-66.46	-62.35	-25.00	-41.46	-4.11	Peak	Horizontal

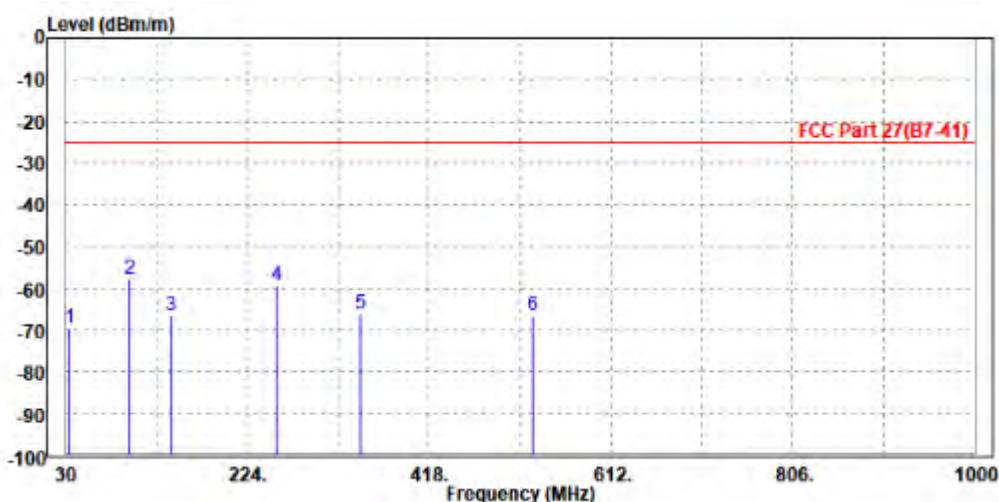




Test Report No.: W7L-P23080006RF07

MODE	TX channel 41540	FREQUENCY RANGE	Below 1000MHz
ENVIRONMENTAL CONDITIONS	23deg. C, 70%RH	INPUT POWER	AC 120V/60HZ
TESTED BY	Jace Hu		
ANTENNA POLARITY & TEST DISTANCE: VERTICAL AT 3 M			

	Freq	Level	Read Level	Limit Line	Over Limit	Factor	Remark	Pol/Phase
	MHz	dBm/m	dBm	dBm/m	dB	dB/m		
1	33.880	-69.61	-49.85	-25.00	-44.61	-19.76	Peak	Vertical
2 PP	97.900	-57.68	-49.34	-25.00	-32.68	-8.34	Peak	Vertical
3	141.550	-66.66	-52.92	-25.00	-41.66	-13.74	Peak	Vertical
4	256.010	-59.34	-46.08	-25.00	-34.34	-13.26	Peak	Vertical
5	345.250	-66.09	-56.10	-25.00	-41.09	-9.99	Peak	Vertical
6	528.580	-66.38	-58.86	-25.00	-41.38	-7.52	Peak	Vertical





**BUREAU
VERITAS**

Test Report No.: W7L-P23080006RF07

ABOVE 1GHz

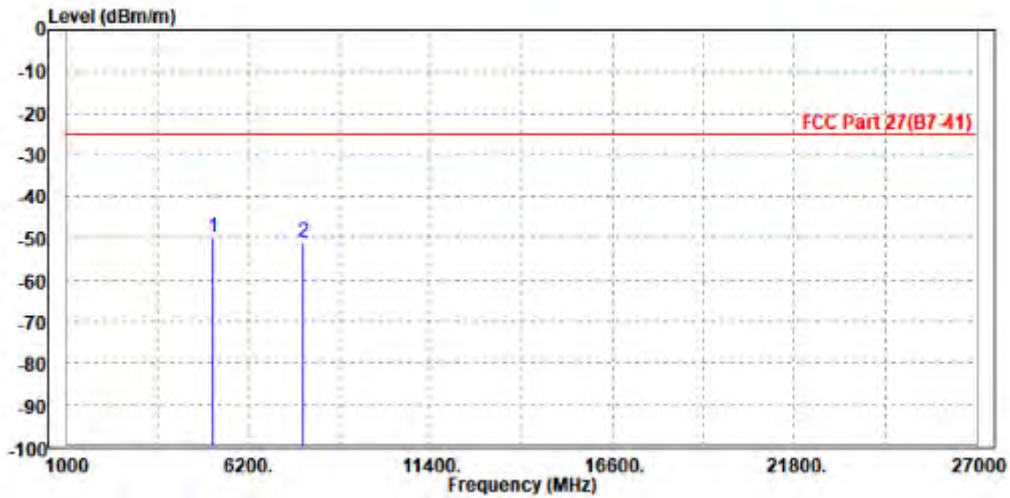
Note: For higher frequency, the emission is too low to be detected.

LTE BAND 41(Ant0) (UP):

CHANNEL BANDWIDTH: 5MHz / QPSK

MODE	TX channel 40620	FREQUENCY RANGE	Above 1000MHz
ENVIRONMENTAL CONDITIONS	23deg. C, 70%RH	INPUT POWER	AC 120V/60Hz
TESTED BY	Jace Hu		
ANTENNA POLARITY & TEST DISTANCE: HORIZONTAL AT 3 M			

	Freq	Level	Read Level	Limit Line	Over Limit	Factor	Remark	Pol/Phase
	MHz	dBm/m	dBm	dBm/m	dB	dB/m		
1	PP 5186.000	-49.87	-59.85	-25.00	-24.87	9.98	Peak	Horizontal
2	7779.000	-51.06	-64.50	-25.00	-26.06	13.44	Peak	Horizontal

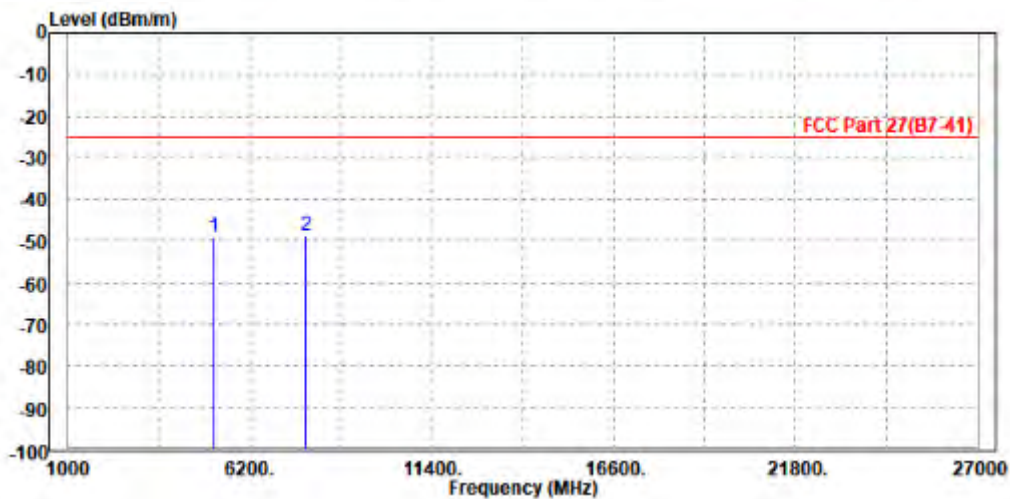




Test Report No.: W7L-P23080006RF07

MODE	TX channel 40620	FREQUENCY RANGE	Above 1000MHz
ENVIRONMENTAL CONDITIONS	23deg. C, 70%RH	INPUT POWER	AC 120V/60Hz
TESTED BY	Jace Hu		
ANTENNA POLARITY & TEST DISTANCE: VERTICAL AT 3 M			

	Freq	Level	Read Level	Limit Line	Over Limit	Factor	Remark	Pol/Phase
	MHz	dBm/m	dBm	dBm/m	dB	dB/m		
1	5186.000	-48.87	-59.31	-25.00	-23.87	10.44	Peak	Vertical
2 PP	7786.000	-48.50	-63.62	-25.00	-23.50	15.12	Peak	Vertical





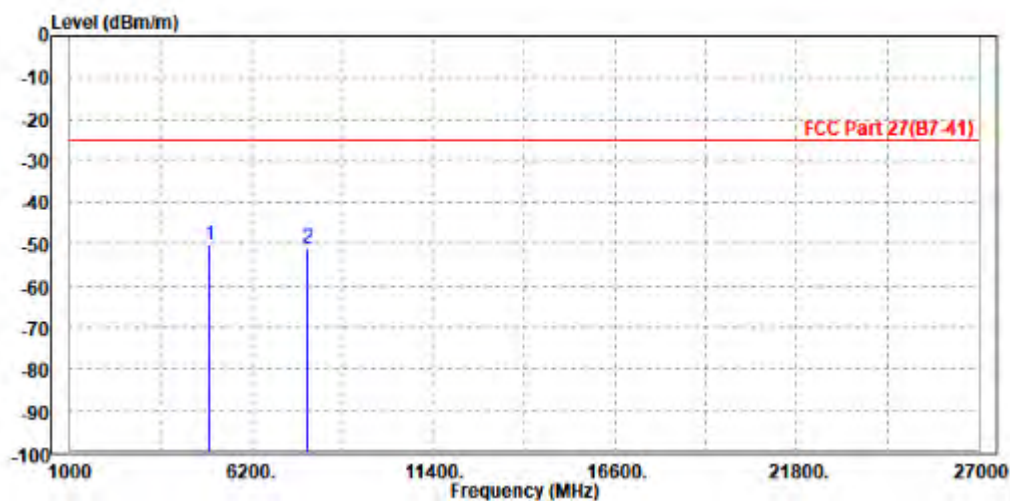
Test Report No.: W7L-P23080006RF07

CHANNEL BANDWIDTH: 10MHz / QPSK

CH39700

MODE	TX channel 39700	FREQUENCY RANGE	Above 1000MHz
ENVIRONMENTAL CONDITIONS	23deg. C, 70%RH	INPUT POWER	AC 120V/60Hz
TESTED BY	Jace Hu		
ANTENNA POLARITY & TEST DISTANCE: HORIZONTAL AT 3 M			

	Freq	Level	Read Level	Limit Line	Over Limit	Factor	Remark	Pol/Phase
	MHz	dBm/m	dBm	dBm/m	dB	dB/m		
1	PP 5002.000	-50.19	-59.88	-25.00	-25.19	9.69	Peak	Horizontal
2	7786.000	-50.76	-64.25	-25.00	-25.76	13.49	Peak	Horizontal

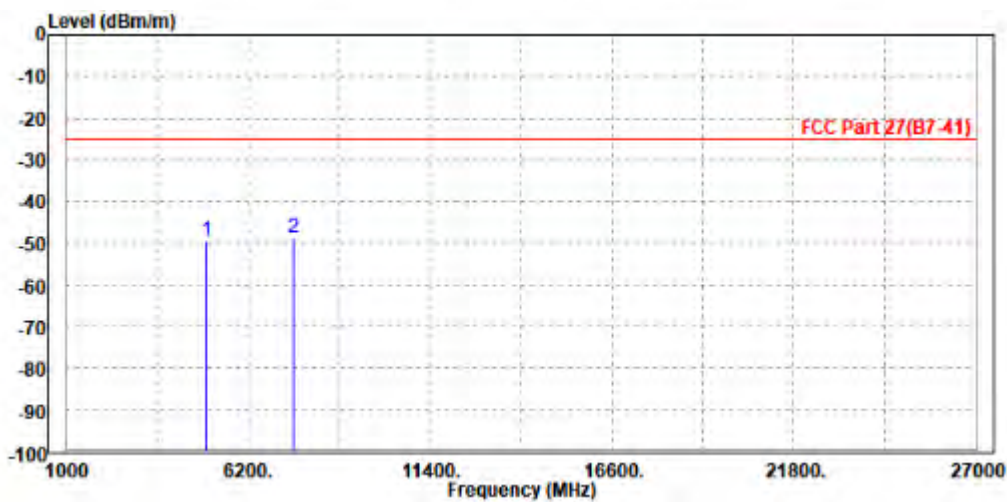




Test Report No.: W7L-P23080006RF07

MODE	TX channel 39700	FREQUENCY RANGE	Above 1000MHz
ENVIRONMENTAL CONDITIONS	23deg. C, 70%RH	INPUT POWER	AC 120V/60Hz
TESTED BY	Jace Hu		
ANTENNA POLARITY & TEST DISTANCE: VERTICAL AT 3 M			

	Freq	Level	Read Level	Limit Line	Over Limit	Factor	Remark	Pol/Phase
	MHz	dBm/m	dBm	dBm/m	dB	dB/m		
1	5004.000	-49.33	-59.60	-25.00	-24.33	10.27	Peak	Vertical
2 PP	7503.000	-48.59	-63.29	-25.00	-23.59	14.70	Peak	Vertical





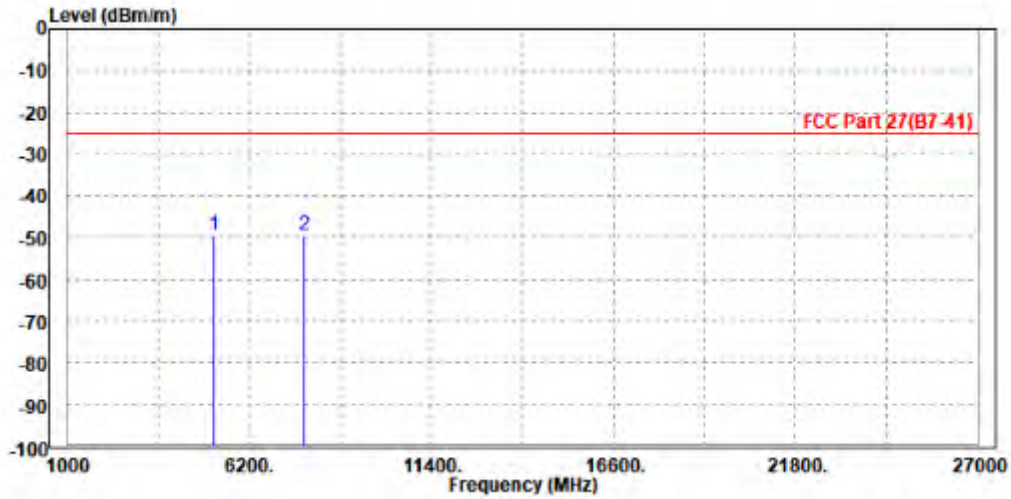
**BUREAU
VERITAS**

Test Report No.: W7L-P23080006RF07

CH40620

MODE	TX channel 40620	FREQUENCY RANGE	Above 1000MHz
ENVIRONMENTAL CONDITIONS	23deg. C, 70%RH	INPUT POWER	AC 120V/60Hz
TESTED BY	Jace Hu		
ANTENNA POLARITY & TEST DISTANCE: HORIZONTAL AT 3 M			

	Freq	Level	Read Level	Limit Line	Over Limit	Factor	Remark	Pol/Phase
	MHz	dBm/m	dBm	dBm/m	dB	dB/m		
1	PP 5186.000	-49.59	-59.57	-25.00	-24.59	9.98	Peak	Horizontal
2	7779.000	-49.62	-63.06	-25.00	-24.62	13.44	Peak	Horizontal

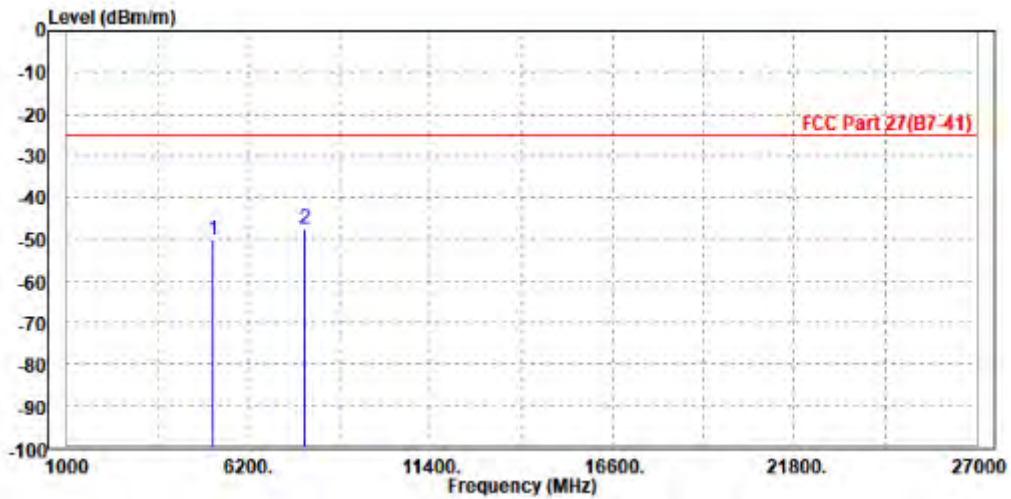




Test Report No.: W7L-P23080006RF07

MODE	TX channel 40620	FREQUENCY RANGE	Above 1000MHz
ENVIRONMENTAL CONDITIONS	23deg. C, 70%RH	INPUT POWER	AC 120V/60Hz
TESTED BY	Jace Hu		
ANTENNA POLARITY & TEST DISTANCE: VERTICAL AT 3 M			

	Freq	Level	Read Level	Limit Line	Over Limit	Factor	Remark	Pol/Phase
	MHz	dBm/m	dBm	dBm/m	dB	dB/m		
1	5186.000	-50.18	-60.62	-25.00	-25.18	10.44	Peak	Vertical
2	PP 7786.000	-47.62	-62.74	-25.00	-22.62	15.12	Peak	Vertical





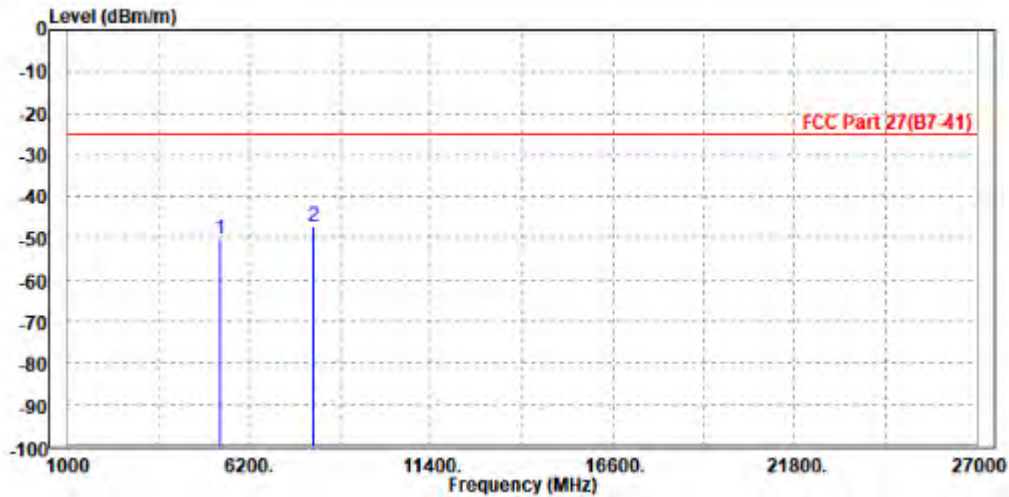
BUREAU VERITAS

Test Report No.: W7L-P23080006RF07

CH41540

MODE	TX channel 41540	FREQUENCY RANGE	Above 1000MHz
ENVIRONMENTAL CONDITIONS	23deg. C, 70%RH	INPUT POWER	AC 120V/60Hz
TESTED BY	Jace Hu		
ANTENNA POLARITY & TEST DISTANCE: HORIZONTAL AT 3 M			

	Freq	Level	Read Level	Limit Line	Over Limit	Factor	Remark	Pol/Phase
	MHz	dBm/m	dBm	dBm/m	dB	dB/m		
1	5370.000	-50.22	-60.49	-25.00	-25.22	10.27	Peak	Horizontal
2 PP	8046.000	-47.16	-62.19	-25.00	-22.16	15.03	Peak	Horizontal

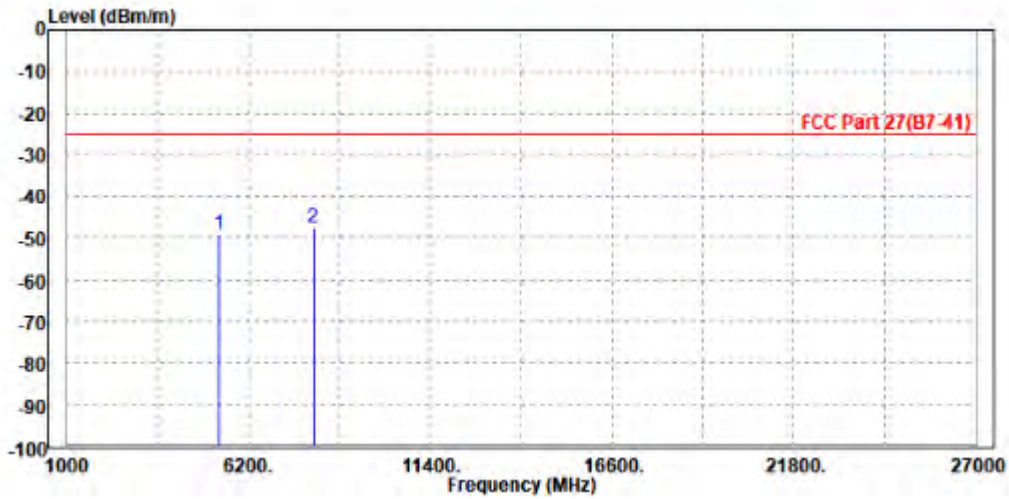




Test Report No.: W7L-P23080006RF07

MODE	TX channel 41540	FREQUENCY RANGE	Above 1000MHz
ENVIRONMENTAL CONDITIONS	23deg. C, 70%RH	INPUT POWER	AC 120V/60Hz
TESTED BY	Jace Hu		
ANTENNA POLARITY & TEST DISTANCE: VERTICAL AT 3 M			

	Freq	Level	Read Level	Limit Line	Over Limit	Factor	Remark	Pol/Phase
	MHz	dBm/m	dBm	dBm/m	dB	dB/m		
1	5368.000	-49.14	-59.75	-25.00	-24.14	10.61	Peak	Vertical
2 PP	8055.000	-47.57	-62.99	-25.00	-22.57	15.42	Peak	Vertical



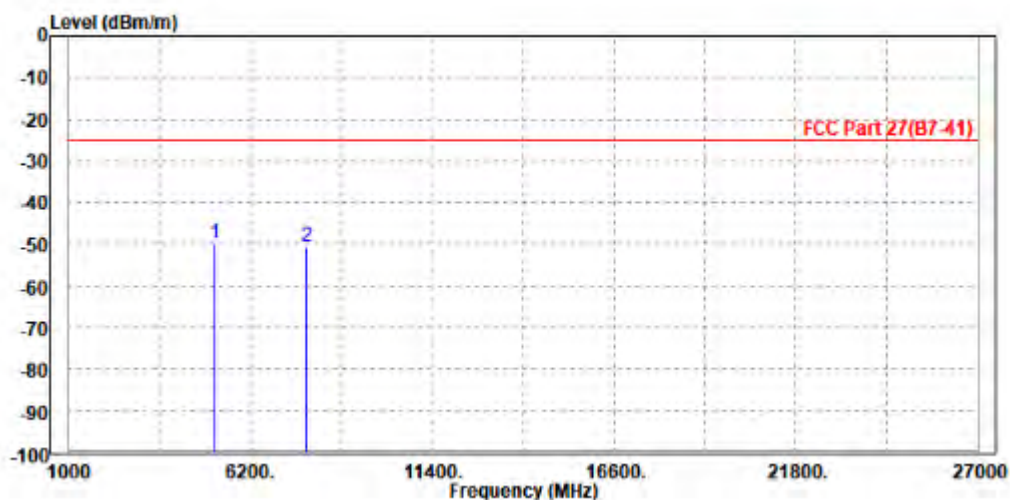


Test Report No.: W7L-P23080006RF07

CHANNEL BANDWIDTH: 15MHz / QPSK

MODE	TX channel 40620	FREQUENCY RANGE	Above 1000MHz
ENVIRONMENTAL CONDITIONS	23deg. C, 70%RH	INPUT POWER	AC 120V/60Hz
TESTED BY	Jace Hu		
ANTENNA POLARITY & TEST DISTANCE: HORIZONTAL AT 3 M			

	Freq	Level	Read Level	Limit Line	Over Limit	Factor	Remark	Pol/Phase
	MHz	dBm/m	dBm	dBm/m	dB	dB/m		
1	PP 5186.000	-49.77	-59.75	-25.00	-24.77	9.98	Peak	Horizontal
2	7786.000	-50.52	-64.01	-25.00	-25.52	13.49	Peak	Horizontal

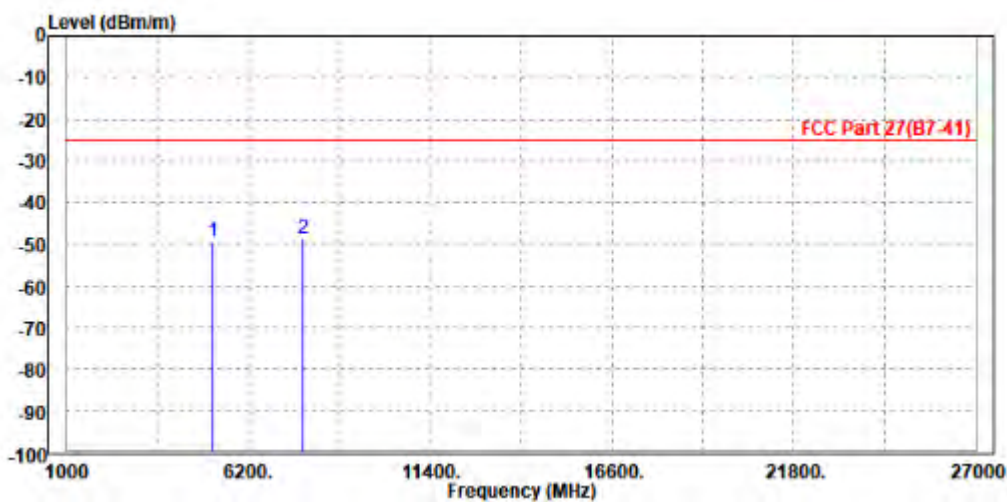




Test Report No.: W7L-P23080006RF07

MODE	TX channel 40620	FREQUENCY RANGE	Above 1000MHz
ENVIRONMENTAL CONDITIONS	23deg. C, 70%RH	INPUT POWER	AC 120V/60Hz
TESTED BY	Jace Hu		
ANTENNA POLARITY & TEST DISTANCE: VERTICAL AT 3 M			

	Freq	Level	Read Level	Limit Line	Over Limit	Factor	Remark	Pol/Phase
	MHz	dBm/m	dBm	dBm/m	dB	dB/m		
1	5186.000	-49.25	-59.69	-25.00	-24.25	10.44	Peak	Vertical
2	PP 7779.000	-48.55	-63.66	-25.00	-23.55	15.11	Peak	Vertical



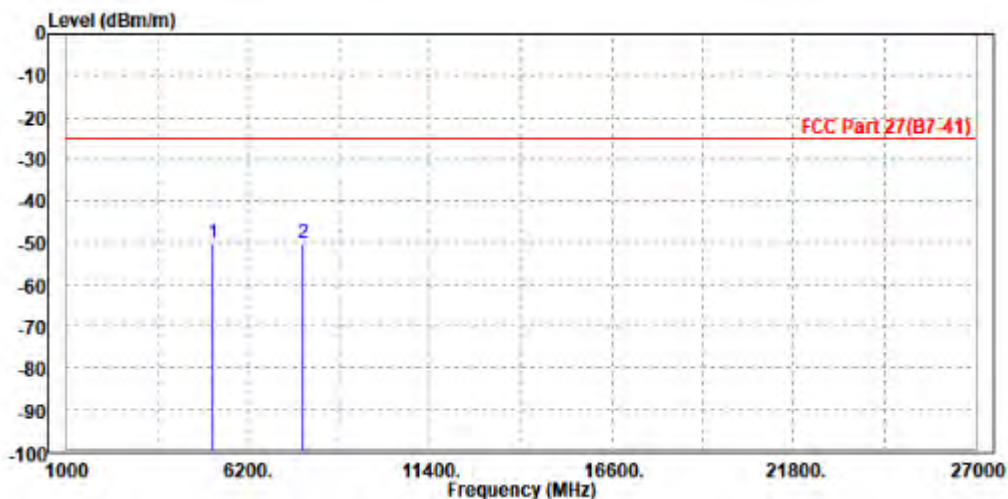


Test Report No.: W7L-P23080006RF07

CHANNEL BANDWIDTH: 20MHz / QPSK

MODE	TX channel 40620	FREQUENCY RANGE	Above 1000MHz
ENVIRONMENTAL CONDITIONS	23deg. C, 70%RH	INPUT POWER	AC 120V/60Hz
TESTED BY	Jace Hu		
ANTENNA POLARITY & TEST DISTANCE: HORIZONTAL AT 3 M			

	Freq	Level	Read Level	Limit Line	Over Limit	Factor	Remark	Pol/Phase
	MHz	dBm/m	dBm	dBm/m	dB	dB/m		
1	PP 5186.000	-50.22	-60.20	-25.00	-25.22	9.98	Peak	Horizontal
2	7779.000	-50.24	-63.68	-25.00	-25.24	13.44	Peak	Horizontal

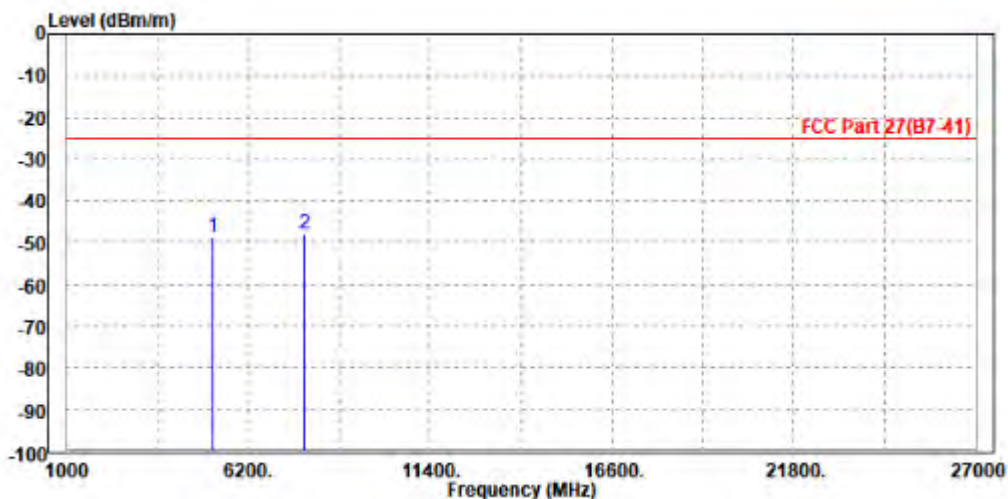




Test Report No.: W7L-P23080006RF07

MODE	TX channel 40620	FREQUENCY RANGE	Above 1000MHz
ENVIRONMENTAL CONDITIONS	23deg. C, 70%RH	INPUT POWER	AC 120V/60Hz
TESTED BY	Jace Hu		
ANTENNA POLARITY & TEST DISTANCE: VERTICAL AT 3 M			

	Freq	Level	Read Level	Limit Line	Over Limit	Factor	Remark	Pol/Phase
	MHz	dBm/m	dBm	dBm/m	dB	dB/m		
1	5186.000	-48.65	-59.09	-25.00	-23.65	10.44	Peak	Vertical
2 PP	7786.000	-48.04	-63.16	-25.00	-23.04	15.12	Peak	Vertical





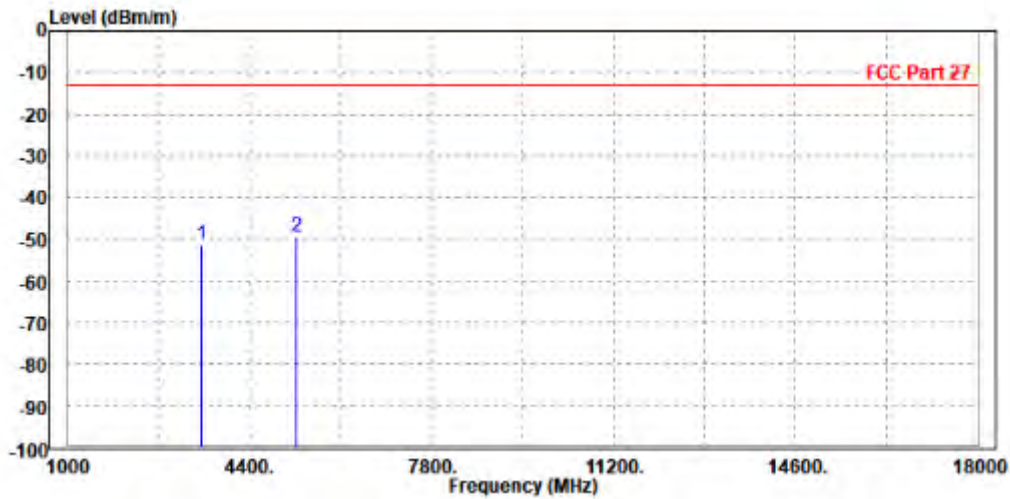
Test Report No.: W7L-P23080006RF07

LTE B66(Ant1) (DOWN):

CHANNEL BANDWIDTH: 1.4MHz / QPSK

MODE	TX channel 132322	FREQUENCY RANGE	Above 1000MHz
ENVIRONMENTAL CONDITIONS	23deg. C, 70%RH	INPUT POWER	AC 120V/60HZ
TESTED BY	Jace Hu		
ANTENNA POLARITY & TEST DISTANCE: HORIZONTAL AT 3 M			

	Freq	Level	Read Level	Limit Line	Over Limit	Factor	Remark	Pol/Phase
	MHz	dBm/m	dBm	dBm/m	dB	dB/m		
1	3510.000	-51.49	-58.84	-13.00	-38.49	7.35	Peak	Horizontal
2 PP	5267.000	-49.54	-59.65	-13.00	-36.54	10.11	Peak	Horizontal

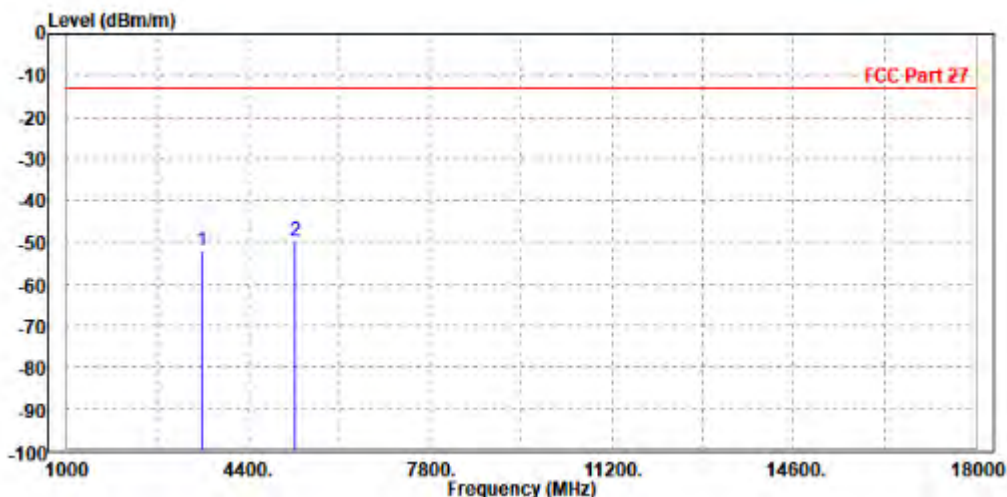




Test Report No.: W7L-P23080006RF07

MODE	TX channel 132322	FREQUENCY RANGE	Above 1000MHz
ENVIRONMENTAL CONDITIONS	23deg. C, 70%RH	INPUT POWER	AC 120V/60HZ
TESTED BY	Jace Hu		
ANTENNA POLARITY & TEST DISTANCE: VERTICAL AT 3 M			

	Freq	Level	Read Level	Limit Line	Over Limit	Factor	Remark	Pol/Phase
	MHz	dBm/m	dBm	dBm/m	dB	dB/m		
1	3516.000	-52.19	-59.53	-13.00	-39.19	7.34	Peak	Vertical
2	PP 5265.000	-49.74	-60.25	-13.00	-36.74	10.51	Peak	Vertical



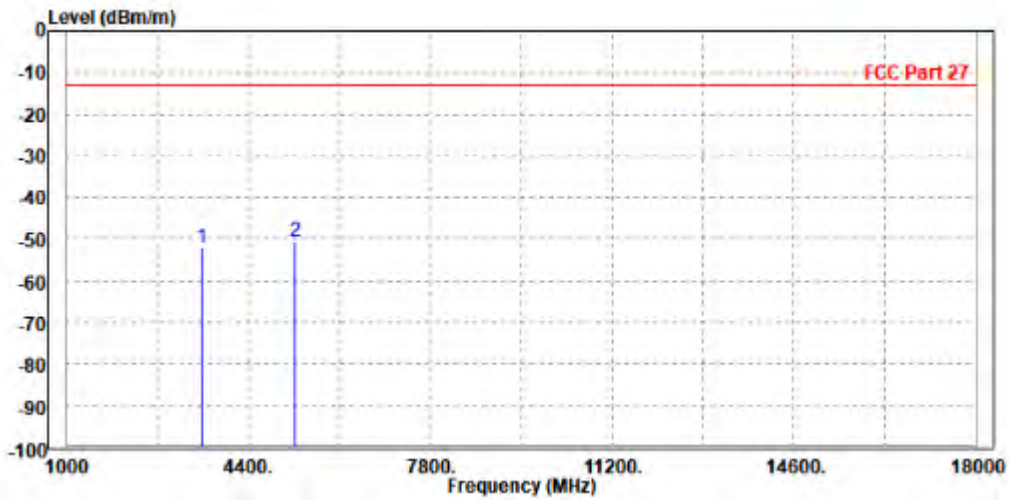


Test Report No.: W7L-P23080006RF07

CHANNEL BANDWIDTH: 3MHz / QPSK

MODE	TX channel 132322	FREQUENCY RANGE	Above 1000MHz
ENVIRONMENTAL CONDITIONS	23deg. C, 70%RH	INPUT POWER	AC 120V/60HZ
TESTED BY	Jace Hu		
ANTENNA POLARITY & TEST DISTANCE: HORIZONTAL AT 3 M			

	Freq	Level	Read Level	Limit Line	Over Limit	Factor	Remark	Pol/Phase
	MHz	dBm/m	dBm	dBm/m	dB	dB/m		
1	3516.000	-52.13	-59.49	-13.00	-39.13	7.36	Peak	Horizontal
2	PP 5265.000	-50.47	-60.58	-13.00	-37.47	10.11	Peak	Horizontal

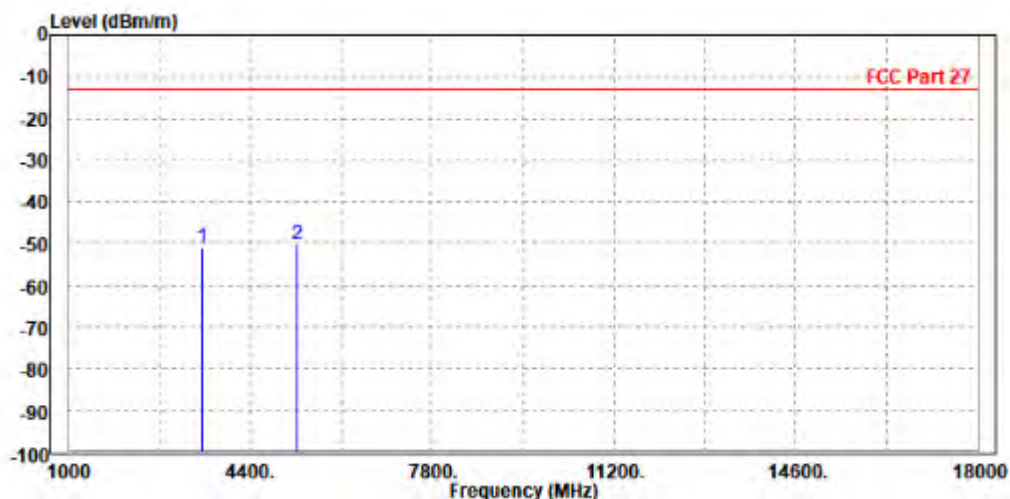




Test Report No.: W7L-P23080006RF07

MODE	TX channel 132322	FREQUENCY RANGE	Above 1000MHz
ENVIRONMENTAL CONDITIONS	23deg. C, 70%RH	INPUT POWER	AC 120V/60HZ
TESTED BY	Jace Hu		
ANTENNA POLARITY & TEST DISTANCE: VERTICAL AT 3 M			

	Freq	Level	Read Level	Limit Line	Over Limit	Factor	Remark	Pol/Phase
	MHz	dBm/m	dBm	dBm/m	dB	dB/m		
1	3510.000	-51.03	-58.36	-13.00	-38.03	7.33	Peak	Vertical
2	PP 5267.000	-50.25	-60.76	-13.00	-37.25	10.51	Peak	Vertical



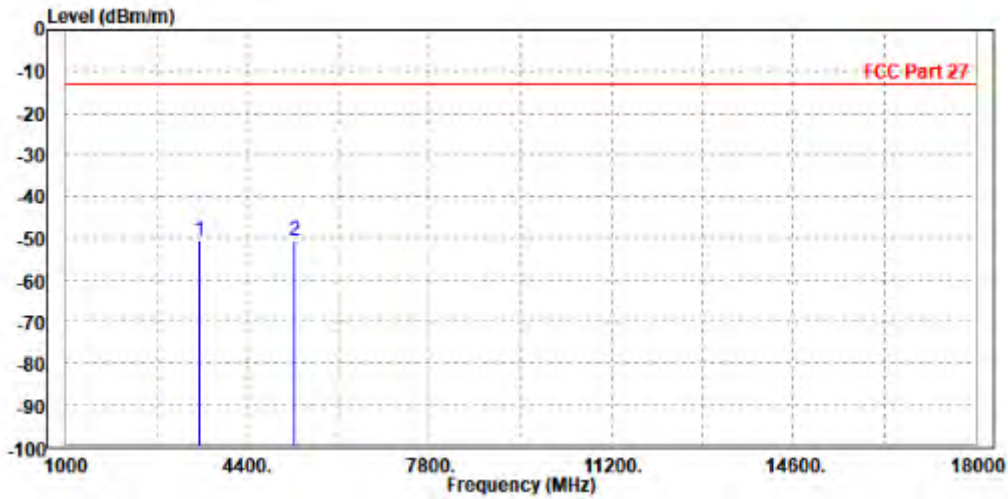


Test Report No.: W7L-P23080006RF07

CHANNEL BANDWIDTH: 5MHz / QPSK

MODE	TX channel 132322	FREQUENCY RANGE	Above 1000MHz
ENVIRONMENTAL CONDITIONS	23deg. C, 70%RH	INPUT POWER	AC 120V/60HZ
TESTED BY	Jace Hu		
ANTENNA POLARITY & TEST DISTANCE: HORIZONTAL AT 3 M			

	Freq	Level	Read Level	Limit	Over Limit	Factor	Remark	Pol/Phase
	MHz	dBm/m	dBm	dBm/m	dB	dB/m		
1	3510.000	-50.71	-58.06	-13.00	-37.71	7.35	Peak	Horizontal
2 PP	5267.000	-50.58	-60.69	-13.00	-37.58	10.11	Peak	Horizontal

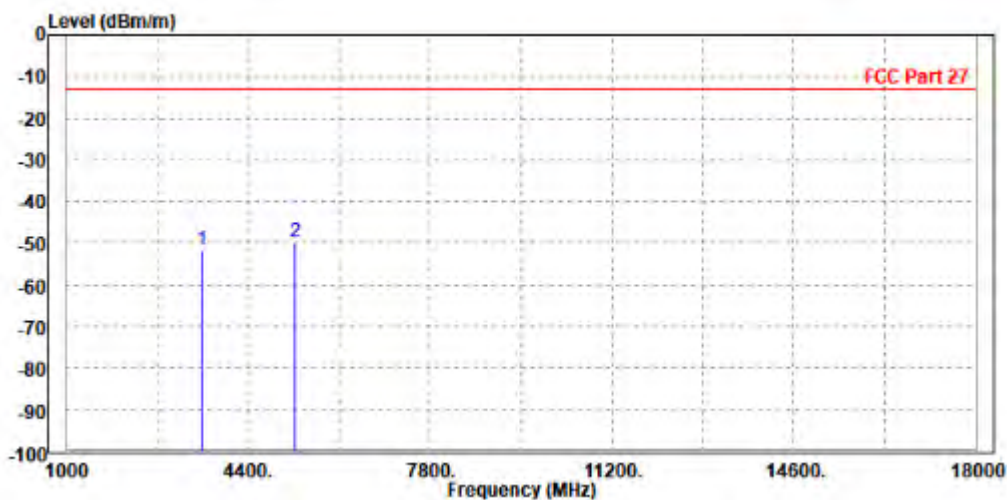




Test Report No.: W7L-P23080006RF07

MODE	TX channel 132322	FREQUENCY RANGE	Above 1000MHz
ENVIRONMENTAL CONDITIONS	23deg. C, 70%RH	INPUT POWER	AC 120V/60HZ
TESTED BY	Jace Hu		
ANTENNA POLARITY & TEST DISTANCE: VERTICAL AT 3 M			

	Freq	Level	Read Level	Limit Line	Over Limit	Factor	Remark	Pol/Phase
	MHz	dBm/m	dBm	dBm/m	dB	dB/m		
1	3516.000	-51.87	-59.21	-13.00	-38.87	7.34	Peak	Vertical
2 PP	5265.000	-49.83	-60.34	-13.00	-36.83	10.51	Peak	Vertical



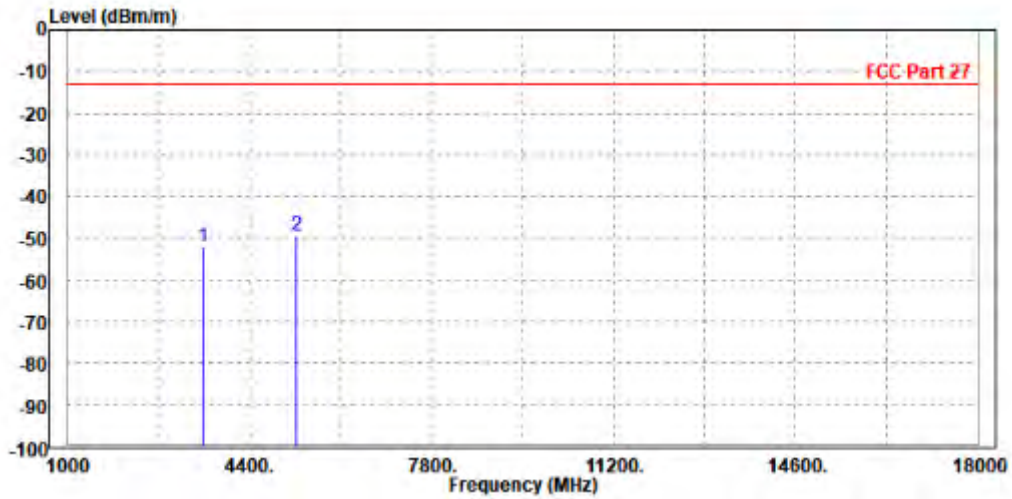


Test Report No.: W7L-P23080006RF07

CHANNEL BANDWIDTH: 10MHz / QPSK

MODE	TX channel 132322	FREQUENCY RANGE	Above 1000MHz
ENVIRONMENTAL CONDITIONS	23deg. C, 70%RH	INPUT POWER	AC 120V/60HZ
TESTED BY	Jace Hu		
ANTENNA POLARITY & TEST DISTANCE: HORIZONTAL AT 3 M			

	Freq	Level	Read Level	Limit Line	Over Limit	Factor	Remark	Pol/Phase
	MHz	dBm/m	dBm	dBm/m	dB	dB/m		
1	3516.000	-51.98	-59.34	-13.00	-38.98	7.36	Peak	Horizontal
2 PP	5265.000	-49.34	-59.45	-13.00	-36.34	10.11	Peak	Horizontal

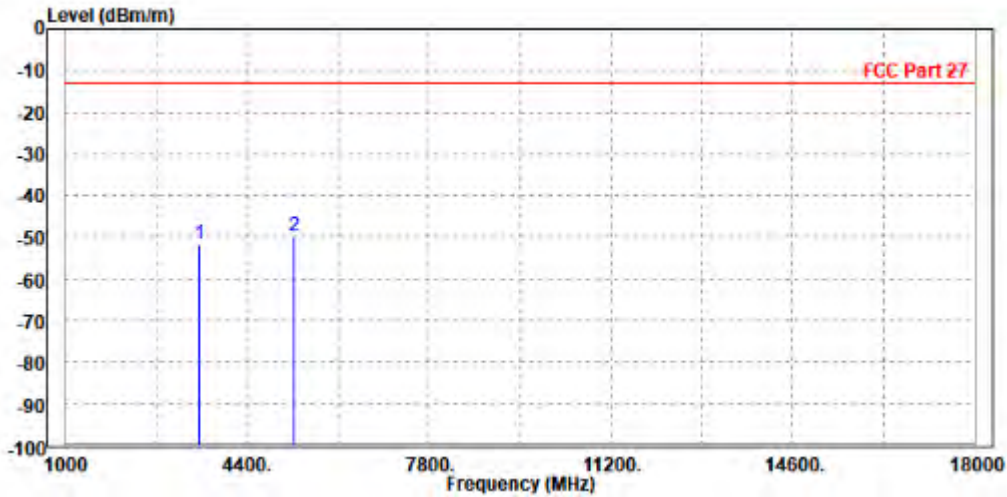




Test Report No.: W7L-P23080006RF07

MODE	TX channel 132322	FREQUENCY RANGE	Above 1000MHz
ENVIRONMENTAL CONDITIONS	23deg. C, 70%RH	INPUT POWER	AC 120V/60HZ
TESTED BY	Jace Hu		
ANTENNA POLARITY & TEST DISTANCE: VERTICAL AT 3 M			

	Freq	Level	Read Level	Limit Line	Over Limit	Factor	Remark	Pol/Phase
	MHz	dBm/m	dBm	dBm/m	dB	dB/m		
1	3510.000	-51.58	-58.91	-13.00	-38.58	7.33	Peak	Vertical
2 PP	5267.000	-49.86	-60.37	-13.00	-36.86	10.51	Peak	Vertical





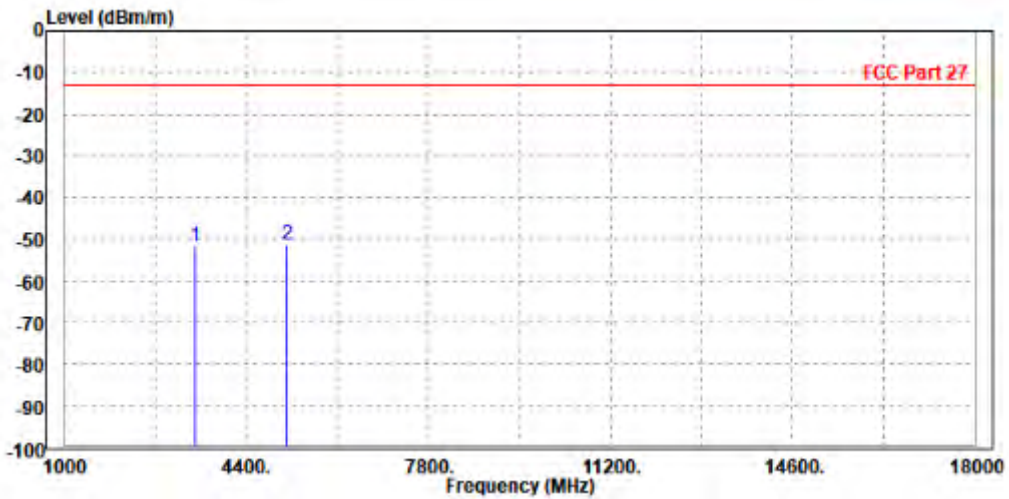
Test Report No.: W7L-P23080006RF07

CHANNEL BANDWIDTH: 15MHz / QPSK

CH132047

MODE	TX channel 132047	FREQUENCY RANGE	Above 1000MHz
ENVIRONMENTAL CONDITIONS	23deg. C, 70%RH	INPUT POWER	AC 120V/60HZ
TESTED BY	Jace Hu		
ANTENNA POLARITY & TEST DISTANCE: HORIZONTAL AT 3 M			

	Freq	Level	Read Level	Limit Line	Over Limit	Factor	Remark	Pol/Phase
	MHz	dBm/m	dBm	dBm/m	dB	dB/m		
1	3431.000	-51.76	-58.99	-13.00	-38.76	7.23	Peak	Horizontal
2 PP	5152.500	-51.38	-61.31	-13.00	-38.38	9.93	Peak	Horizontal

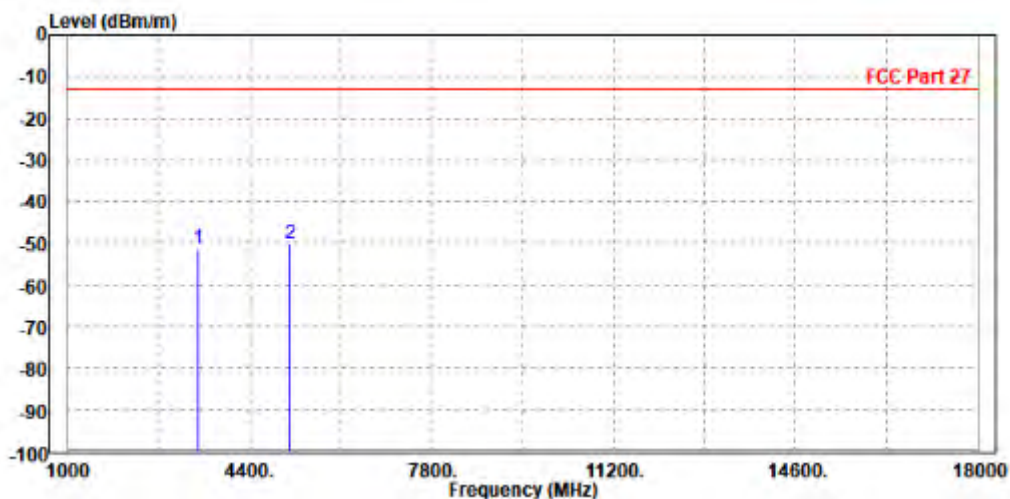




Test Report No.: W7L-P23080006RF07

MODE	TX channel 132047	FREQUENCY RANGE	Above 1000MHz
ENVIRONMENTAL CONDITIONS	23deg. C, 70%RH	INPUT POWER	AC 120V/60HZ
TESTED BY	Jace Hu		
ANTENNA POLARITY & TEST DISTANCE: VERTICAL AT 3 M			

	Freq	Level	Read Level	Limit Line	Over Limit	Factor	Remark	Pol/Phase
	MHz	dBm/m	dBm	dBm/m	dB	dB/m		
1	3431.000	-51.51	-58.72	-13.00	-38.51	7.21	Peak	Vertical
2 PP	5148.000	-50.24	-60.64	-13.00	-37.24	10.40	Peak	Vertical





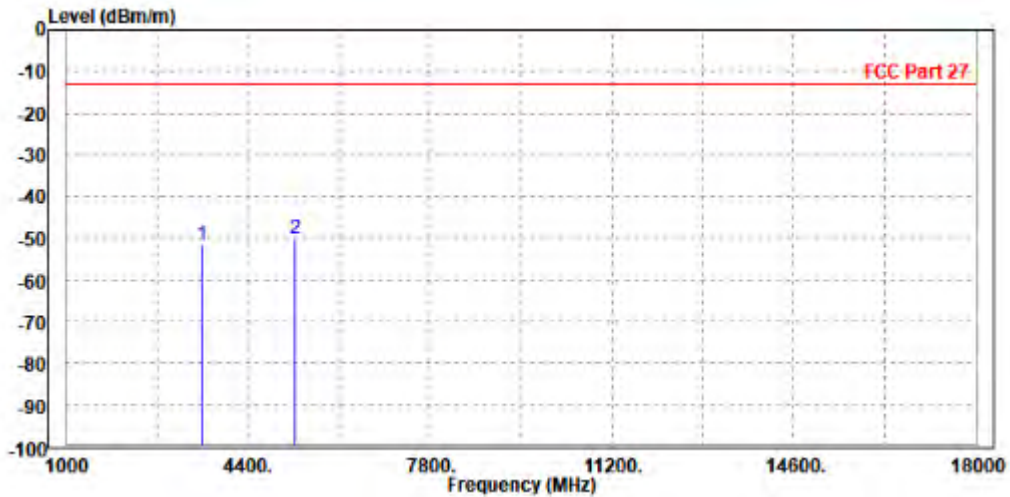
BUREAU VERITAS

Test Report No.: W7L-P23080006RF07

CH132322

MODE	TX channel 132322	FREQUENCY RANGE	Above 1000MHz
ENVIRONMENTAL CONDITIONS	23deg. C, 70%RH	INPUT POWER	AC 120V/60HZ
TESTED BY	Jace Hu		
ANTENNA POLARITY & TEST DISTANCE: HORIZONTAL AT 3 M			

	Freq	Level	Read Level	Limit Line	Over Limit	Factor	Remark	Po1/Phase
	MHz	dBm/m	dBm	dBm/m	dB	dB/m		
1	3516.000	-51.60	-58.96	-13.00	-38.60	7.36	Peak	Horizontal
2 PP	5265.000	-50.16	-60.27	-13.00	-37.16	10.11	Peak	Horizontal

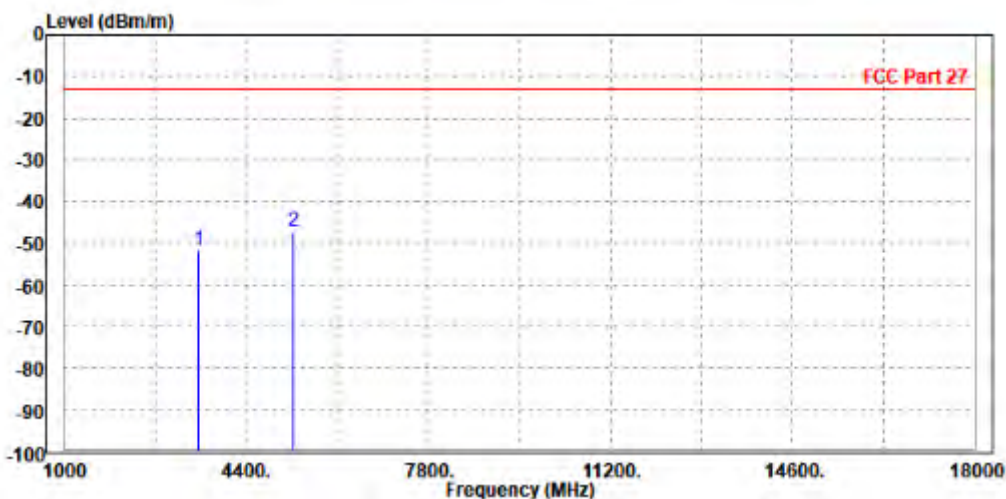




Test Report No.: W7L-P23080006RF07

MODE	TX channel 132322	FREQUENCY RANGE	Above 1000MHz
ENVIRONMENTAL CONDITIONS	23deg. C, 70%RH	INPUT POWER	AC 120V/60HZ
TESTED BY	Jace Hu		
ANTENNA POLARITY & TEST DISTANCE: VERTICAL AT 3 M			

	Freq	Level	Read Level	Limit Line	Over Limit	Factor	Remark	Pol/Phase
	MHz	dBm/m	dBm	dBm/m	dB	dB/m		
1	3510.000	-51.63	-58.96	-13.00	-38.63	7.33	Peak	Vertical
2 PP	5267.000	-47.21	-57.72	-13.00	-34.21	10.51	Peak	Vertical





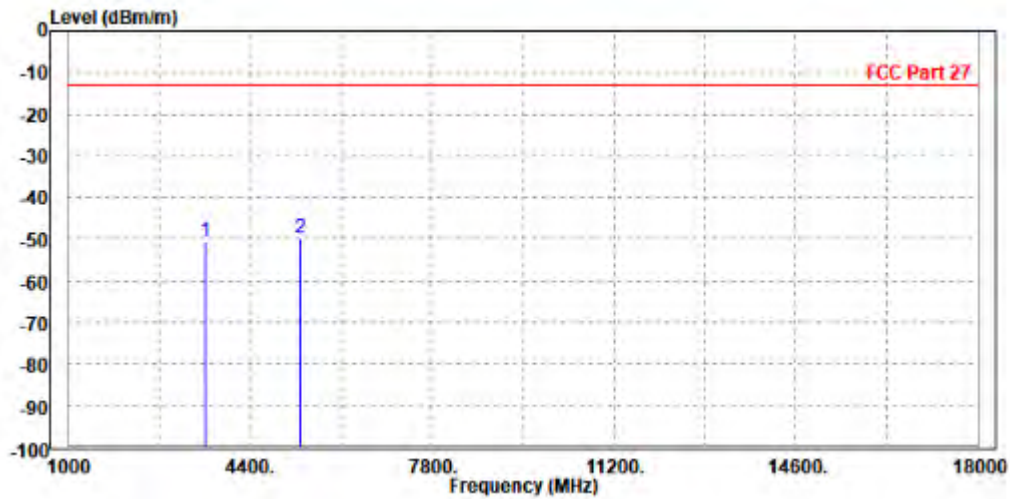
**BUREAU
VERITAS**

Test Report No.: W7L-P23080006RF07

CH132597

MODE	TX channel 132597	FREQUENCY RANGE	Above 1000MHz
ENVIRONMENTAL CONDITIONS	23deg. C, 70%RH	INPUT POWER	AC 120V/60HZ
TESTED BY	Jace Hu		
ANTENNA POLARITY & TEST DISTANCE: HORIZONTAL AT 3 M			

	Freq	Level	Read Level	Limit Line	Over Limit	Factor	Remark	Pol/Phase
	MHz	dBm/m	dBm	dBm/m	dB	dB/m		
1	3545.000	-50.68	-58.12	-13.00	-37.68	7.44	Peak	Horizontal
2 PP	5318.000	-49.90	-60.09	-13.00	-36.90	10.19	Peak	Horizontal

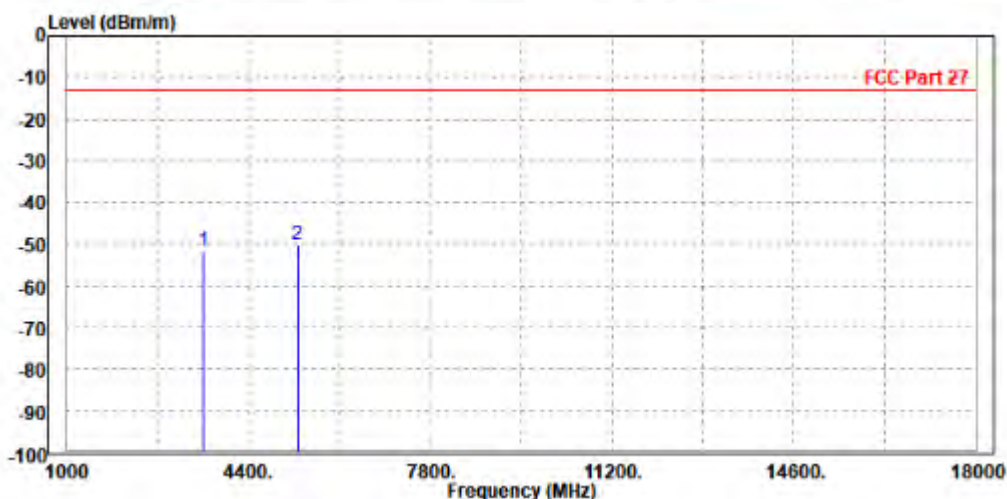




Test Report No.: W7L-P23080006RF07

MODE	TX channel 132597	FREQUENCY RANGE	Above 1000MHz
ENVIRONMENTAL CONDITIONS	23deg. C, 70%RH	INPUT POWER	AC 120V/60HZ
TESTED BY	Jace Hu		
ANTENNA POLARITY & TEST DISTANCE: VERTICAL AT 3 M			

	Freq	Level	Read Level	Limit Line	Over Limit	Factor	Remark	Pol/Phase
	MHz	dBm/m	dBm	dBm/m	dB	dB/m		
1	3550.000	-51.61	-59.00	-13.00	-38.61	7.39	Peak	Vertical
2 PP	5317.500	-50.01	-60.57	-13.00	-37.01	10.56	Peak	Vertical



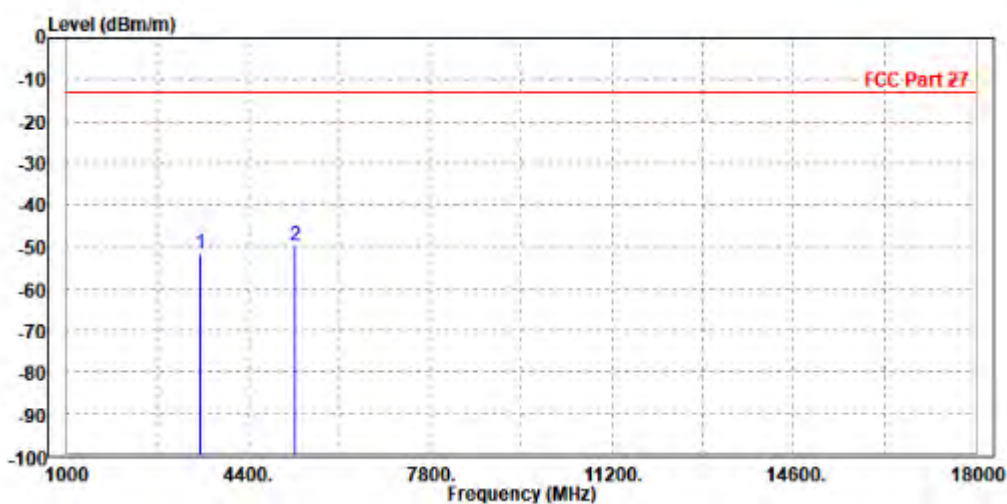


Test Report No.: W7L-P23080006RF07

CHANNEL BANDWIDTH: 20MHz / QPSK

MODE	TX channel 132322	FREQUENCY RANGE	Above 1000MHz
ENVIRONMENTAL CONDITIONS	23deg. C, 70%RH	INPUT POWER	AC 120V/60HZ
TESTED BY	Jace Hu		
ANTENNA POLARITY & TEST DISTANCE: HORIZONTAL AT 3 M			

	Freq	Level	Read Level	Limit Line	Over Limit	Factor	Remark	Pol/Phase
	MHz	dBm/m	dBm	dBm/m	dB	dB/m		
1	3510.000	-51.61	-58.96	-13.00	-38.61	7.35	Peak	Horizontal
2 PP	5267.000	-49.95	-60.06	-13.00	-36.95	10.11	Peak	Horizontal

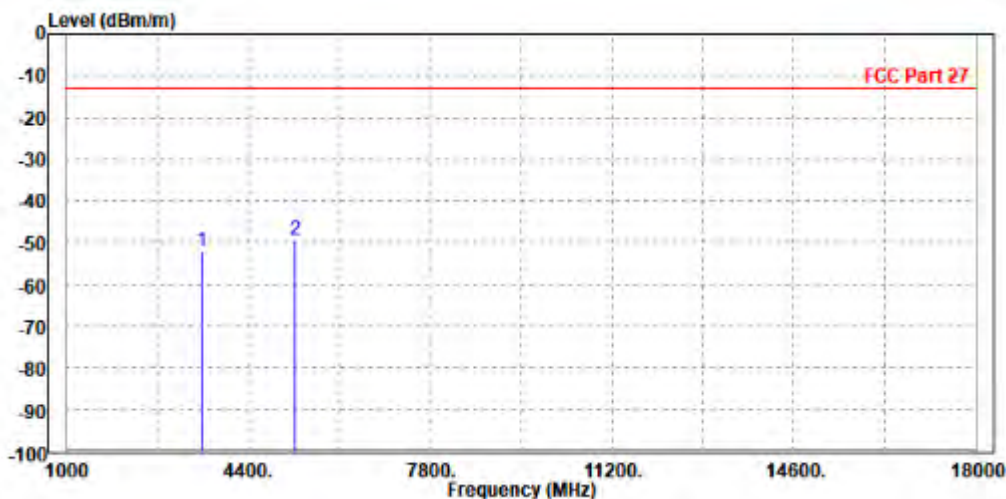




Test Report No.: W7L-P23080006RF07

MODE	TX channel 132322	FREQUENCY RANGE	Above 1000MHz
ENVIRONMENTAL CONDITIONS	23deg. C, 70%RH	INPUT POWER	AC 120V/60HZ
TESTED BY	Jace Hu		
ANTENNA POLARITY & TEST DISTANCE: VERTICAL AT 3 M			

	Freq	Level	Read Level	Limit Line	Over Limit	Factor	Remark	Pol/Phase
	MHz	dBm/m	dBm	dBm/m	dB	dB/m		
1	3516.000	-52.11	-59.45	-13.00	-39.11	7.34	Peak	Vertical
2 PP	5265.000	-49.51	-60.02	-13.00	-36.51	10.51	Peak	Vertical

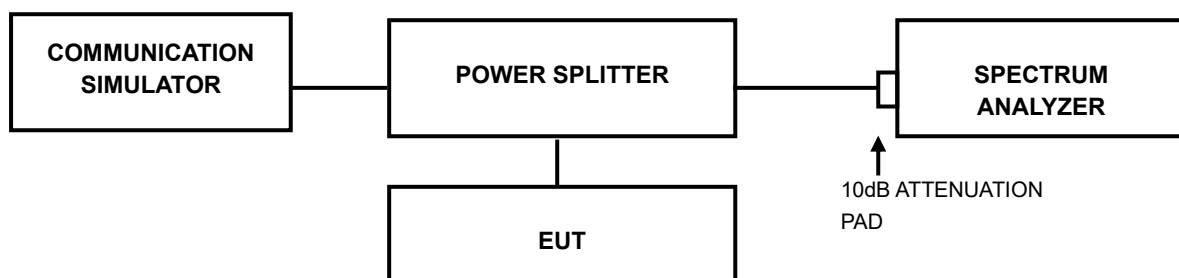


3.7 PEAK TO AVERAGE RATIO

3.7.1 LIMITS OF PEAK TO AVERAGE RATIO MEASUREMENT

In measuring transmissions in this band using an average power technique, the peak to-average ratio (PAR) of the transmission may not exceed 13 dB

3.7.2 TEST SETUP



3.7.3 TEST PROCEDURES

1. Set resolution/measurement bandwidth \geq signal's occupied bandwidth;
2. Set the number of counts to a value that stabilizes the measured CCDF curve;
3. Record the maximum PAPR level associated with a probability of 0.1%.



Test Report No.: W7L-P23080006RF07

3.7.4 TEST RESULTS

Please Refer to Appendix Of this test report.



Test Report No.: W7L-P23080006RF07

4 PHOTOGRAPHS OF THE TEST CONFIGURATION

Please refer to the attached file (Test Setup Photo).



Test Report No.: W7L-P23080006RF07

5 INFORMATION ON THE TESTING LABORATORIES

We, BV 7LAYERS COMMUNICATIONS TECHNOLOGY (SHENZHEN) CO. LTD., were founded in 2015 to provide our best service in EMC, Radio, Telecom and Safety consultation. Our laboratories are accredited and approved according to ISO/IEC 17025.

If you have any comments, please feel free to contact us at the following:

Shenzhen EMC/RF Lab:

Tel: +86-755-88696566

Fax: +86-755-88696577

Email: customerservice.sw@cn.bureauveritas.com

Web Site: www.adt.com.tw

The address and road map of all our labs can be found in our web site also.



Test Report No.: W7L-P23080006RF07

6 MODIFICATIONS RECORDERS FOR ENGINEERING CHANGES TO THE EUT BY THE LAB

No any modifications are made to the EUT by the lab during the test.



7 APPENDIX

LTE BAND41 (INCLUDING LTE BAND38)

PEAK-TO-AVERAGE RATIO(CCDF)

Test Result

Band	Bandwidth	Modulation	Channel	RB Configuration	Result(dB)	Limit(dB)	Verdict
Band41	20MHz	QPSK	39750	1RB#0	3.77	13	PASS
Band41	20MHz	QPSK	39750	100RB#0	5.07	13	PASS
Band41	20MHz	QPSK	40620	1RB#0	4.64	13	PASS
Band41	20MHz	QPSK	40620	100RB#0	5.24	13	PASS
Band41	20MHz	QPSK	41490	1RB#0	4.36	13	PASS
Band41	20MHz	QPSK	41490	100RB#0	5.17	13	PASS
Band41	20MHz	16QAM	39750	1RB#0	4.67	13	PASS
Band41	20MHz	16QAM	39750	100RB#0	5.83	13	PASS
Band41	20MHz	16QAM	40620	1RB#0	5.51	13	PASS
Band41	20MHz	16QAM	40620	100RB#0	5.99	13	PASS
Band41	20MHz	16QAM	41490	1RB#0	5.15	13	PASS
Band41	20MHz	16QAM	41490	100RB#0	5.94	13	PASS
Band41	20MHz	64QAM	39750	1RB#0	4.77	13	PASS
Band41	20MHz	64QAM	39750	100RB#0	5.83	13	PASS
Band41	20MHz	64QAM	40620	1RB#0	5.60	13	PASS
Band41	20MHz	64QAM	40620	100RB#0	6.02	13	PASS
Band41	20MHz	64QAM	41490	1RB#0	4.82	13	PASS
Band41	20MHz	64QAM	41490	100RB#0	5.94	13	PASS

Test Graphs





BUREAU
VERITAS

Test Report No.: W7L-P23080006RF07



Band41-20MHz-QPSK-40620-100RB#0



Band41-20MHz-QPSK-41490-1RB#0



Band41-20MHz-QPSK-41490-100RB#0

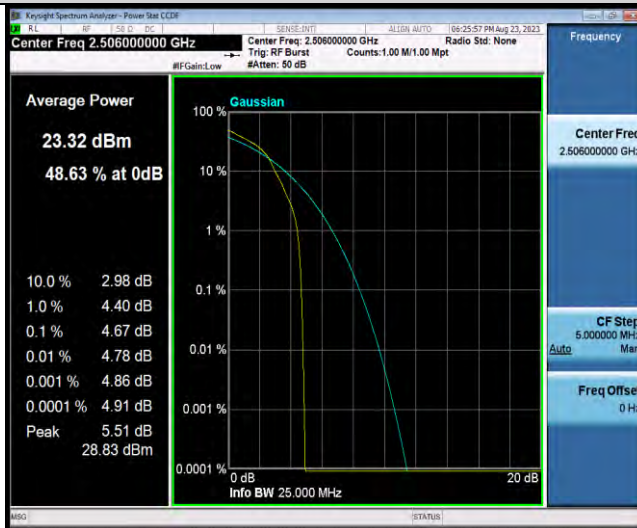


BUREAU VERITAS

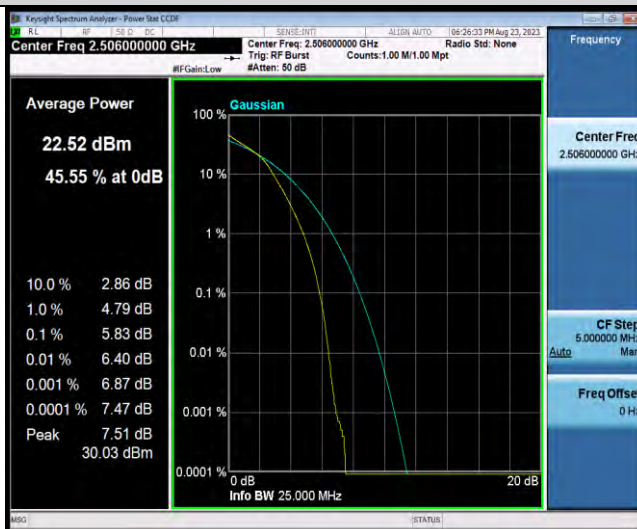
Test Report No.: W7L-P23080006RF07



Band41-20MHz-16QAM-39750-1RB#0



Band41-20MHz-16QAM-39750-100RB#0

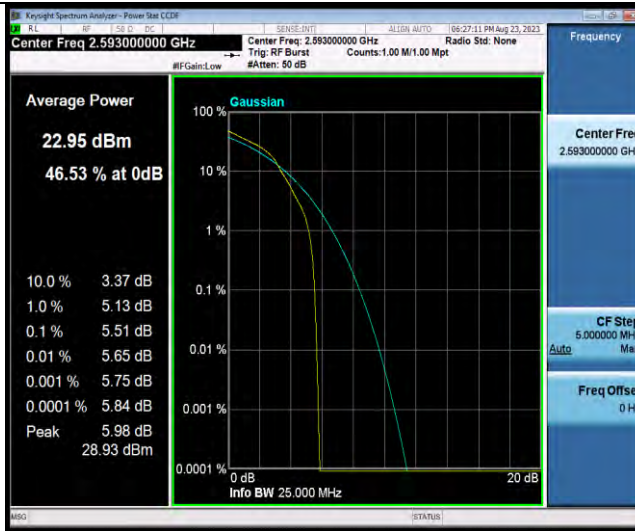


Band41-20MHz-16QAM-40620-1RB#0



BUREAU VERITAS

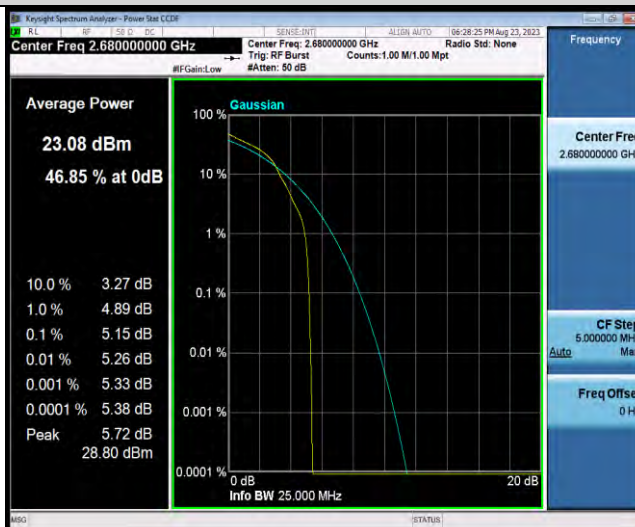
Test Report No.: W7L-P23080006RF07



Band41-20MHz-16QAM-40620-100RB#0



Band41-20MHz-16QAM-41490-1RB#0

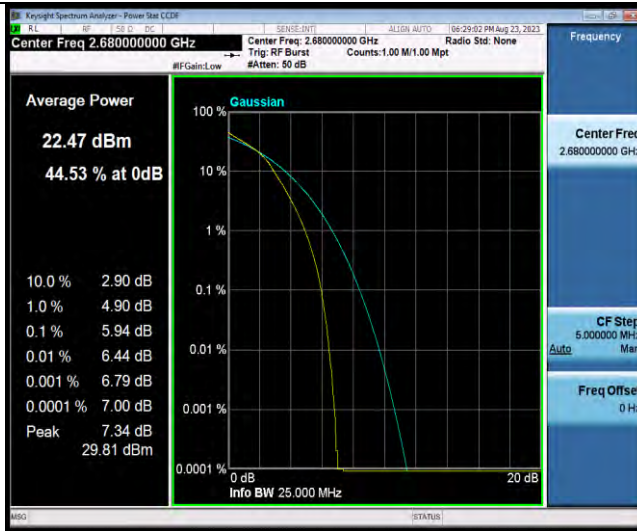


Band41-20MHz-16QAM-41490-100RB#0

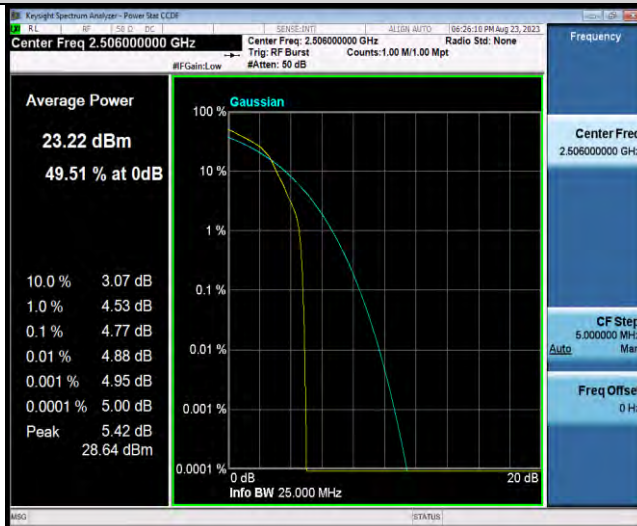


BUREAU VERITAS

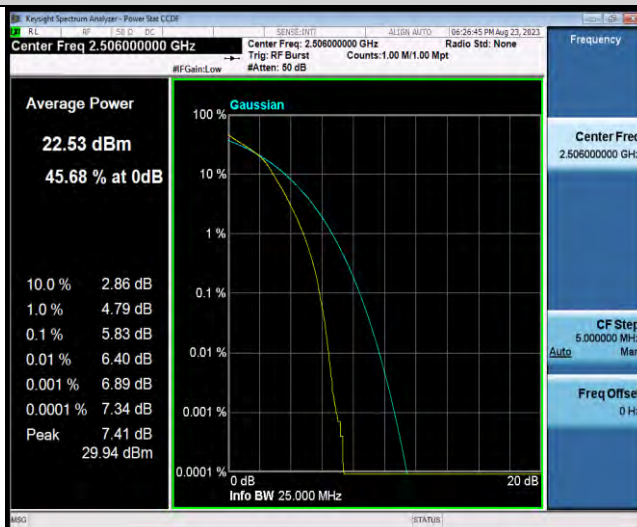
Test Report No.: W7L-P23080006RF07



Band41-20MHz-64QAM-39750-1RB#0



Band41-20MHz-64QAM-39750-100RB#0

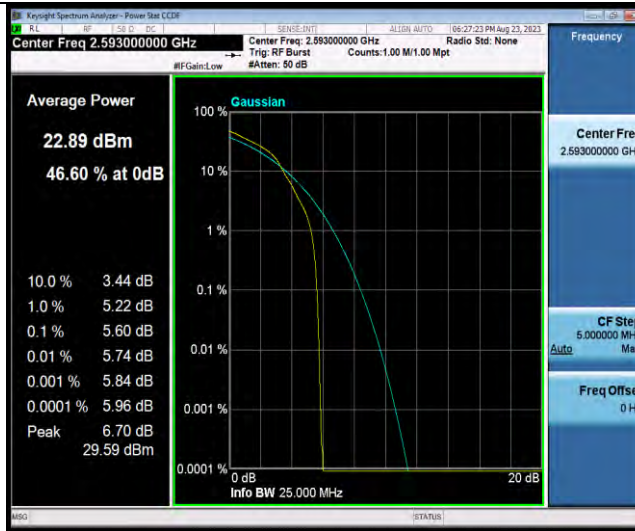


Band41-20MHz-64QAM-40620-1RB#0

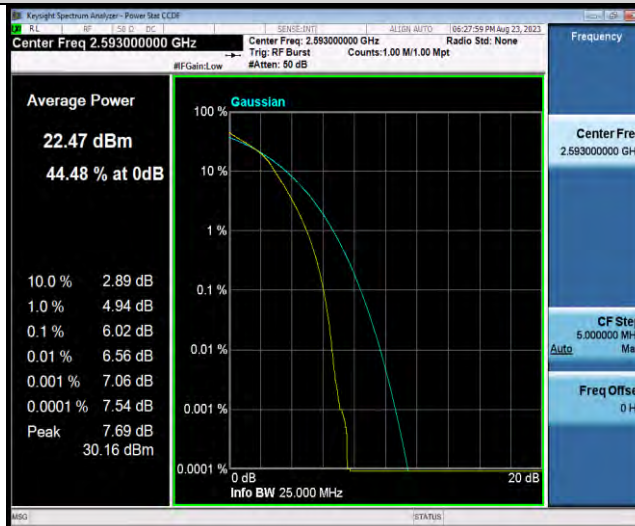


BUREAU
VERITAS

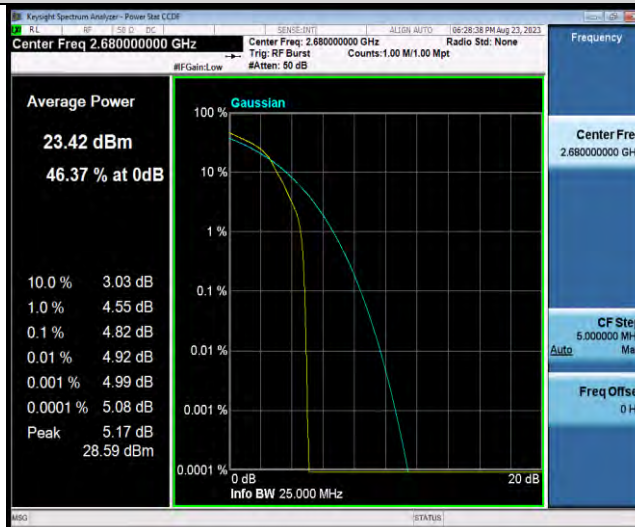
Test Report No.: W7L-P23080006RF07



Band41-20MHz-64QAM-40620-100RB#0



Band41-20MHz-64QAM-41490-1RB#0

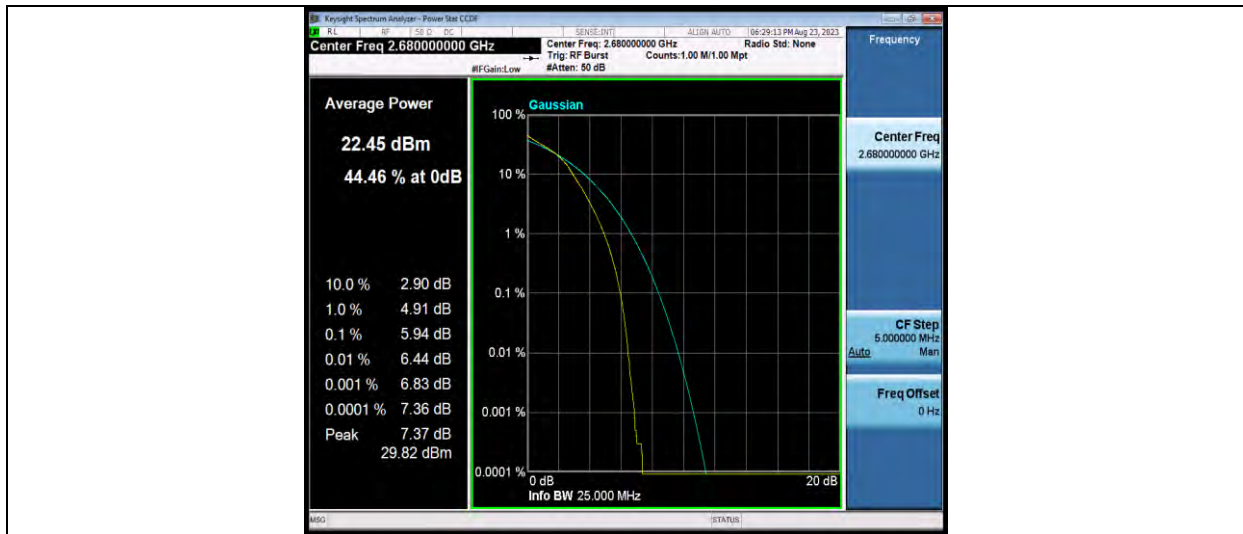


Band41-20MHz-64QAM-41490-100RB#0



BUREAU
VERITAS

Test Report No.: W7L-P23080006RF07





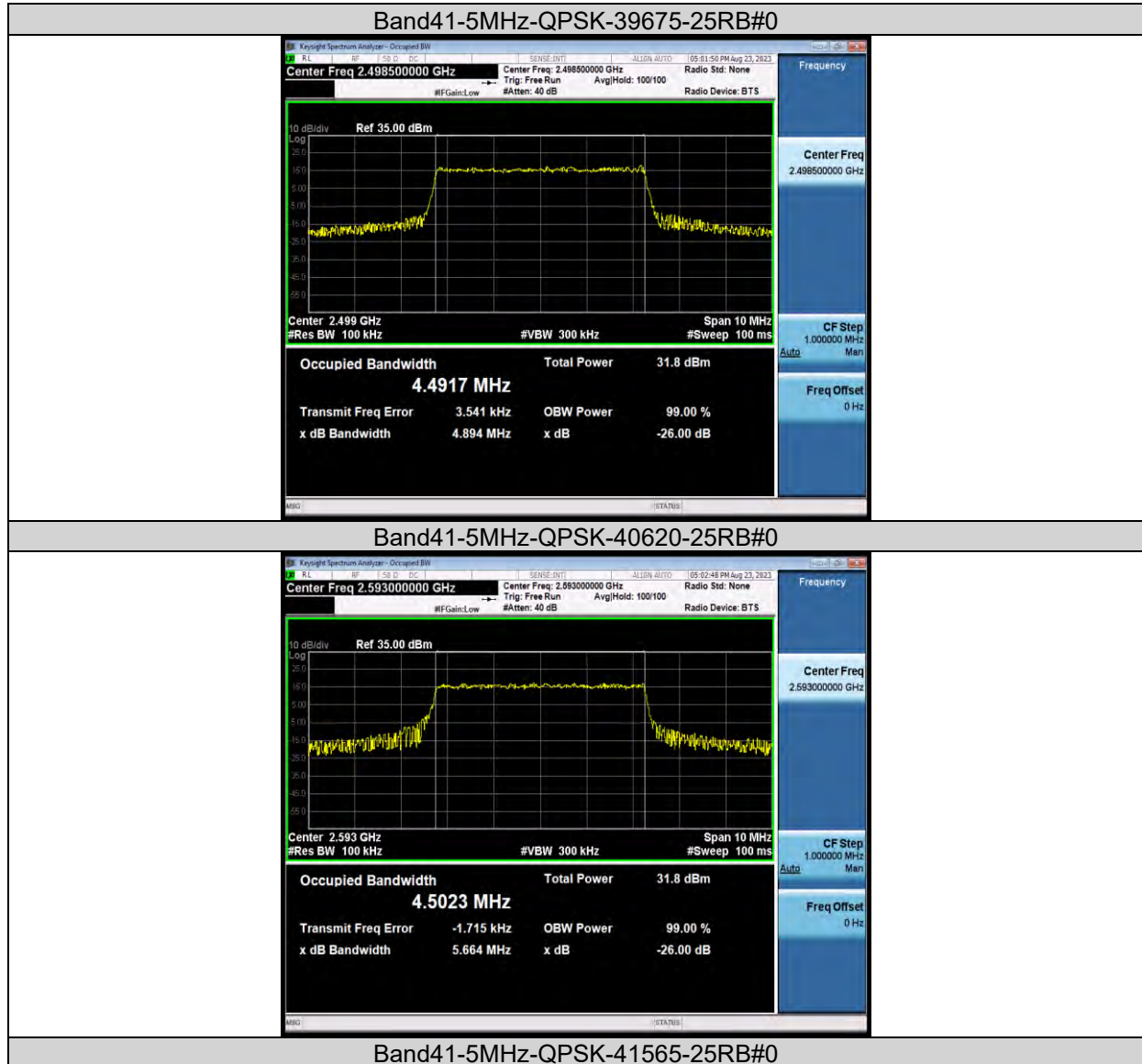
Test Report No.: W7L-P23080006RF07

26DB BANDWIDTH AND OCCUPIED BANDWIDTH

Test Result

Band	Bandwidth	Modulation	Channel	RB Configuration	Occupied Bandwidth (MHz)	26dB Bandwidth (MHz)	Verdict
Band41	5MHz	QPSK	39675	25RB#0	4.4917	4.894	PASS
Band41	5MHz	QPSK	40620	25RB#0	4.5023	5.664	PASS
Band41	5MHz	QPSK	41565	25RB#0	4.5059	5.609	PASS
Band41	5MHz	16QAM	39675	25RB#0	4.4905	5.044	PASS
Band41	5MHz	16QAM	40620	25RB#0	4.4923	5.050	PASS
Band41	5MHz	16QAM	41565	25RB#0	4.4924	5.074	PASS
Band41	5MHz	64QAM	39675	25RB#0	4.4925	5.162	PASS
Band41	5MHz	64QAM	40620	25RB#0	4.4914	5.138	PASS
Band41	5MHz	64QAM	41565	25RB#0	4.4917	5.125	PASS
Band41	10MHz	QPSK	39700	50RB#0	8.9841	10.71	PASS
Band41	10MHz	QPSK	40620	50RB#0	9.0048	10.54	PASS
Band41	10MHz	QPSK	41540	50RB#0	8.9959	11.14	PASS
Band41	10MHz	16QAM	39700	50RB#0	8.9580	9.948	PASS
Band41	10MHz	16QAM	40620	50RB#0	8.9681	9.799	PASS
Band41	10MHz	16QAM	41540	50RB#0	8.9529	10.06	PASS
Band41	10MHz	64QAM	39700	50RB#0	8.9718	9.969	PASS
Band41	10MHz	64QAM	40620	50RB#0	8.9551	10.04	PASS
Band41	10MHz	64QAM	41540	50RB#0	8.9609	10.50	PASS
Band41	15MHz	QPSK	39725	75RB#0	13.500	14.67	PASS
Band41	15MHz	QPSK	40620	75RB#0	13.441	15.02	PASS
Band41	15MHz	QPSK	41515	75RB#0	13.479	17.61	PASS
Band41	15MHz	16QAM	39725	75RB#0	13.476	15.04	PASS
Band41	15MHz	16QAM	40620	75RB#0	13.439	14.69	PASS
Band41	15MHz	16QAM	41515	75RB#0	13.493	15.54	PASS
Band41	15MHz	64QAM	39725	75RB#0	13.462	15.25	PASS
Band41	15MHz	64QAM	40620	75RB#0	13.473	14.93	PASS
Band41	15MHz	64QAM	41515	75RB#0	13.488	15.18	PASS
Band41	20MHz	QPSK	39750	100RB#0	17.982	21.23	PASS
Band41	20MHz	QPSK	40620	100RB#0	17.962	20.39	PASS
Band41	20MHz	QPSK	41490	100RB#0	17.976	21.42	PASS
Band41	20MHz	16QAM	39750	100RB#0	17.969	21.48	PASS
Band41	20MHz	16QAM	40620	100RB#0	17.965	19.41	PASS
Band41	20MHz	16QAM	41490	100RB#0	17.953	20.15	PASS
Band41	20MHz	64QAM	39750	100RB#0	17.966	20.45	PASS
Band41	20MHz	64QAM	40620	100RB#0	17.950	20.82	PASS
Band41	20MHz	64QAM	41490	100RB#0	17.951	21.10	PASS

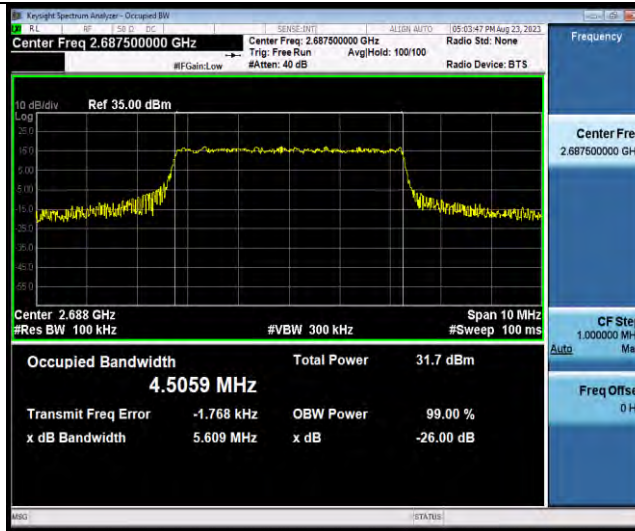
Test Graphs





BUREAU VERITAS

Test Report No.: W7L-P23080006RF07



Band41-5MHz-16QAM-39675-25RB#0



Band41-5MHz-16QAM-40620-25RB#0

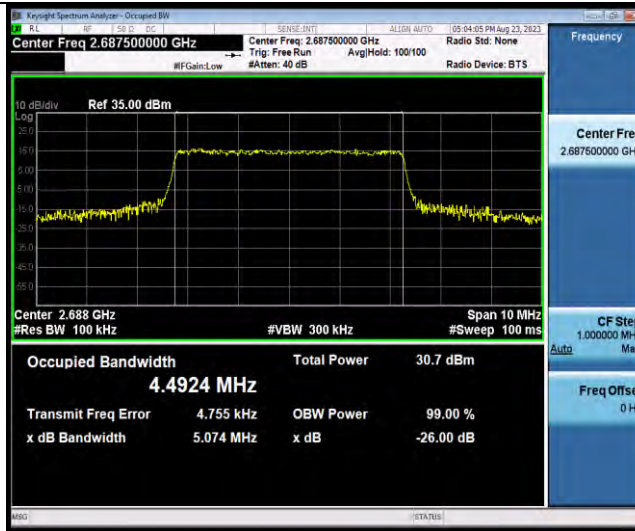


Band41-5MHz-16QAM-41565-25RB#0

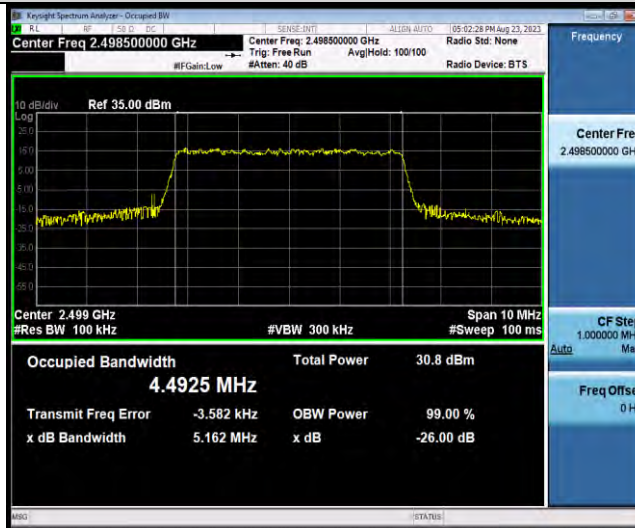


BUREAU VERITAS

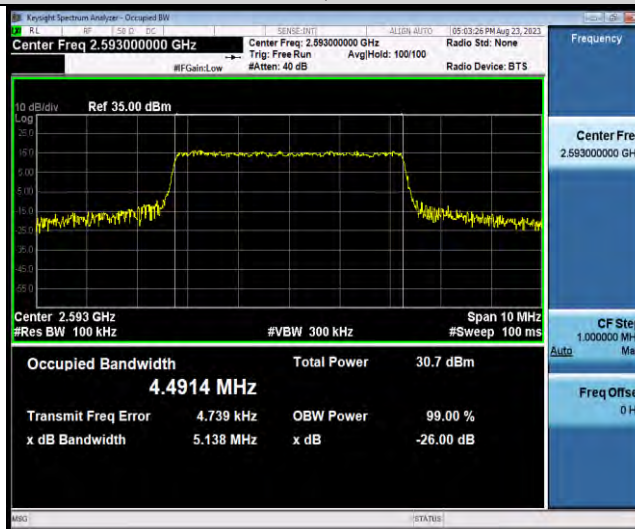
Test Report No.: W7L-P23080006RF07



Band41-5MHz-64QAM-39675-25RB#0



Band41-5MHz-64QAM-40620-25RB#0



Band41-5MHz-64QAM-41565-25RB#0

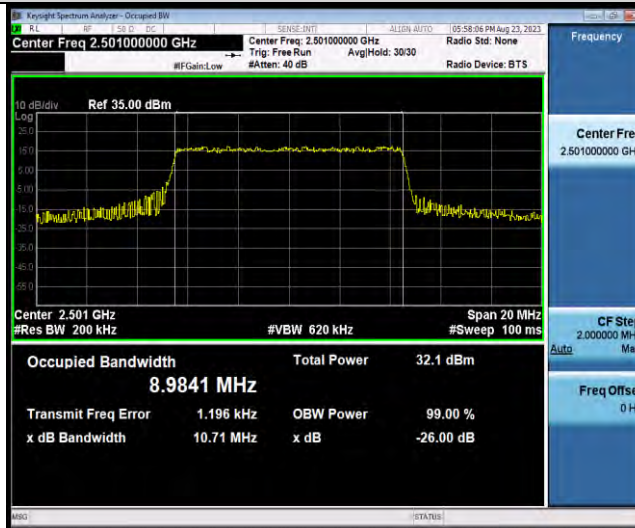


BUREAU VERITAS

Test Report No.: W7L-P23080006RF07



Band41-10MHz-QPSK-39700-50RB#0



Band41-10MHz-QPSK-40620-50RB#0

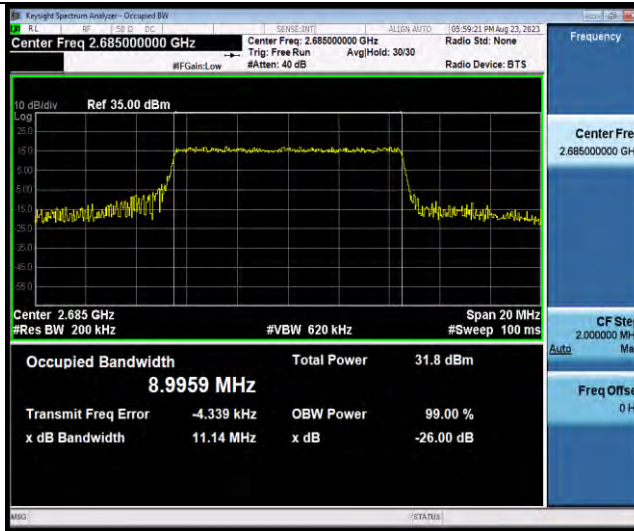


Band41-10MHz-QPSK-41540-50RB#0



BUREAU VERITAS

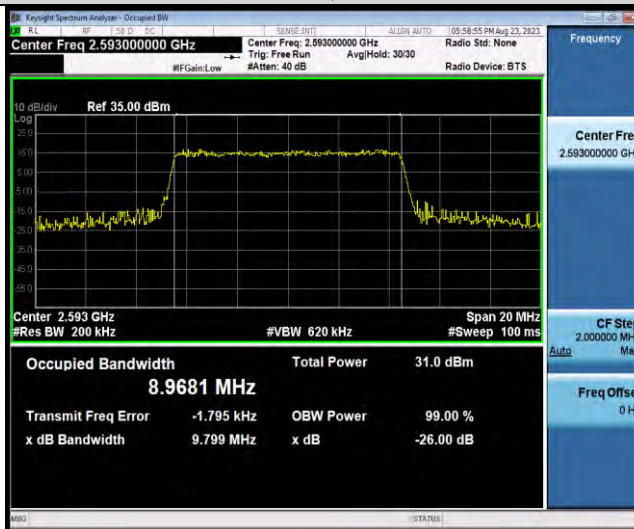
Test Report No.: W7L-P23080006RF07



Band41-10MHz-16QAM-39700-50RB#0



Band41-10MHz-16QAM-40620-50RB#0

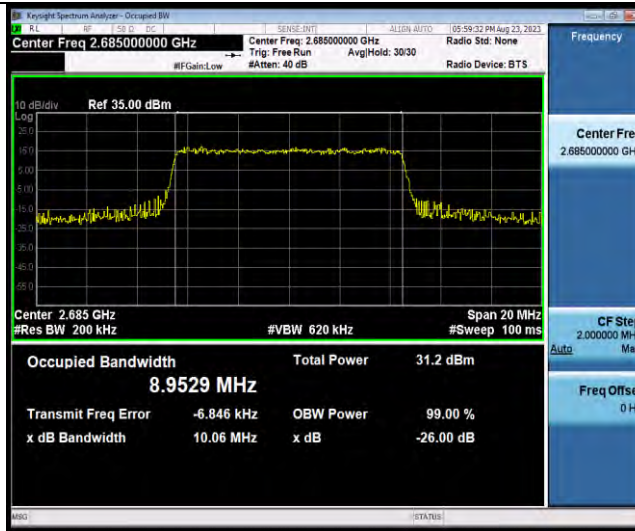


Band41-10MHz-16QAM-41540-50RB#0



BUREAU VERITAS

Test Report No.: W7L-P23080006RF07



Band41-10MHz-64QAM-39700-50RB#0



Band41-10MHz-64QAM-40620-50RB#0

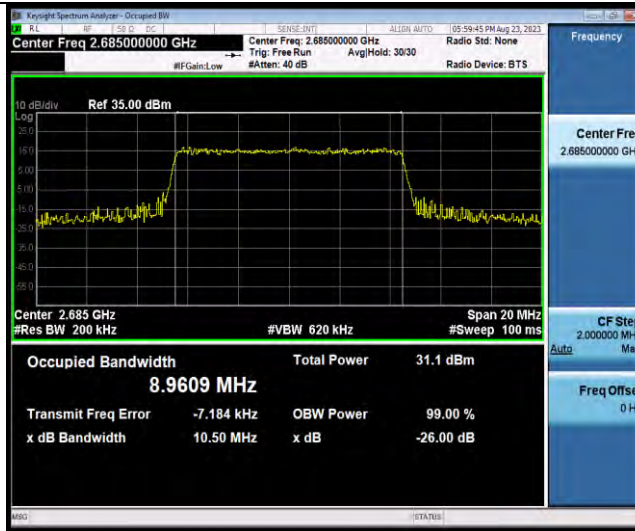


Band41-10MHz-64QAM-41540-50RB#0

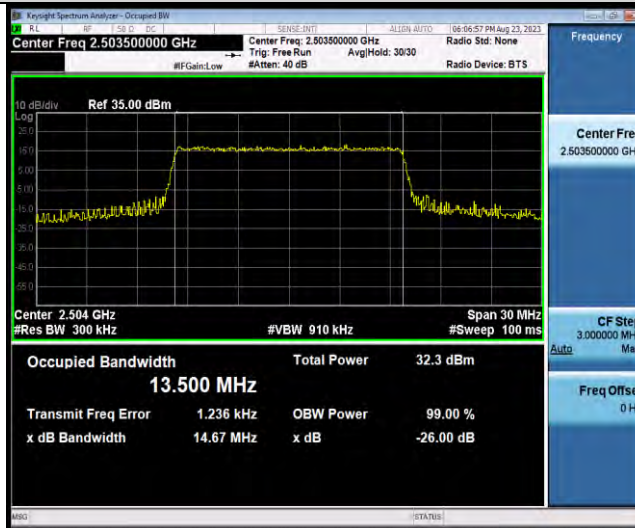


BUREAU VERITAS

Test Report No.: W7L-P23080006RF07



Band41-15MHz-QPSK-39725-75RB#0



Band41-15MHz-QPSK-40620-75RB#0



Band41-15MHz-QPSK-41515-75RB#0