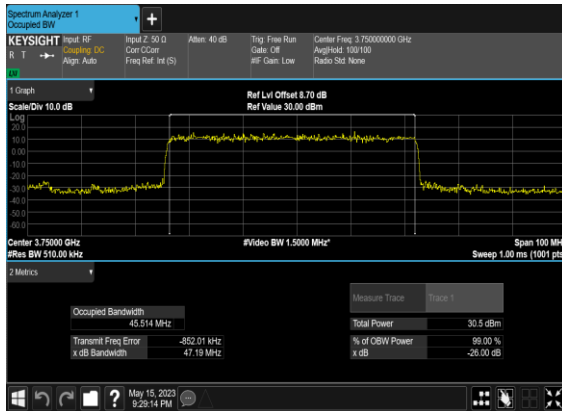
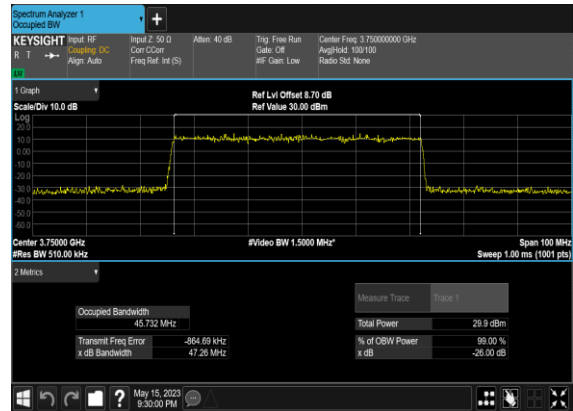


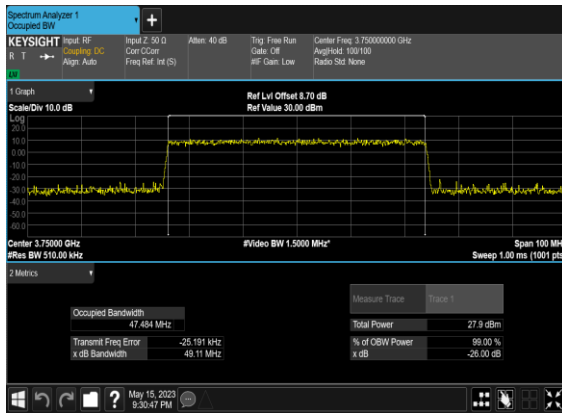
N78(50M)_DFT-s-OFDM_PI_2-BPSK_Outer_Full_Mid_CH



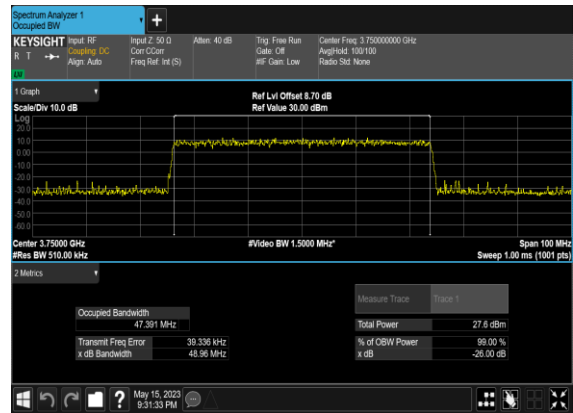
N78(50M)_DFT-s-OFDM_QPSK_Outer_Full_Mid_CH



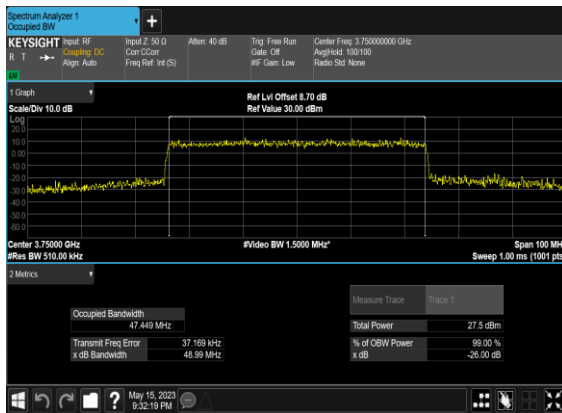
N78(50M)_CP-OFDM_QPSK_Outer_Full_Mid_CH



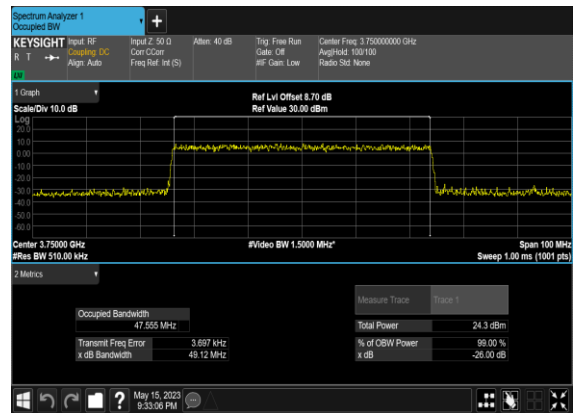
N78(50M)_CP-OFDM_16QAM_Outer_Full_Mid_CH



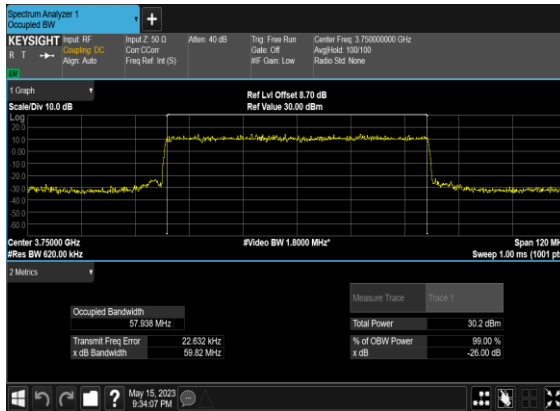
N78(50M)_CP-OFDM_64QAM_Outer_Full_Mid_CH



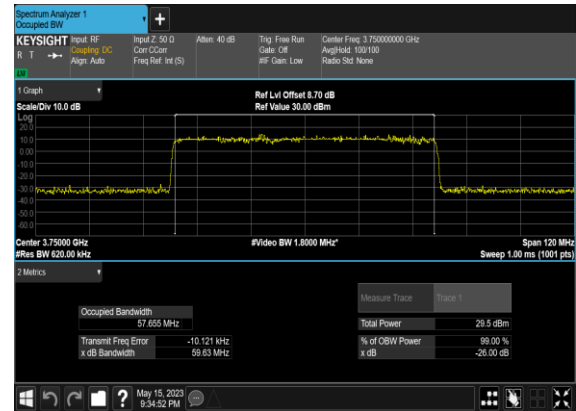
N78(50M)_CP-OFDM_256QAM_Outer_Full_Mid_CH



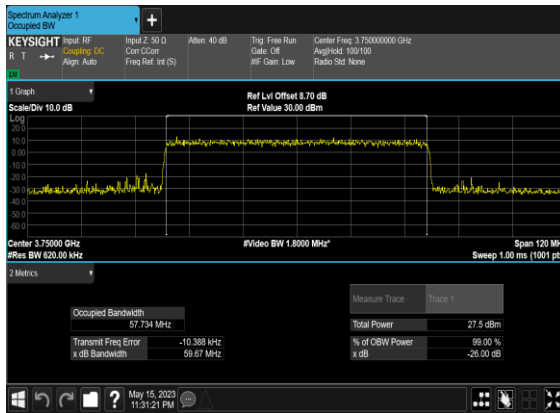
N78(60M)_DFT-s-OFDM_PI_2-BPSK_Outer_Full_Mid_CH



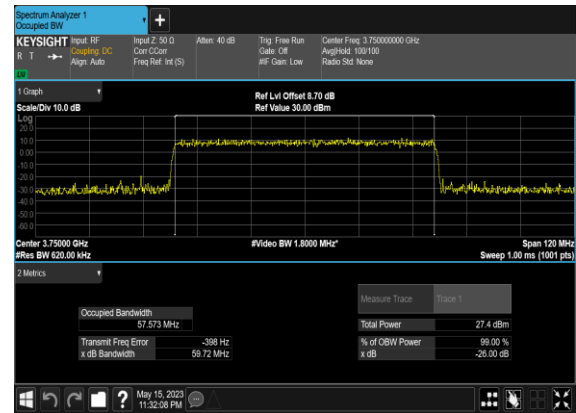
N78(60M)_DFT-s-OFDM_QPSK_Outer_Full_Mid_CH



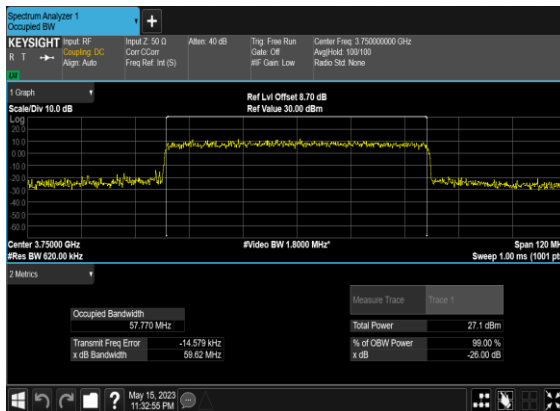
N78(60M)_CP-OFDM_QPSK_Outer_Full_Mid_CH



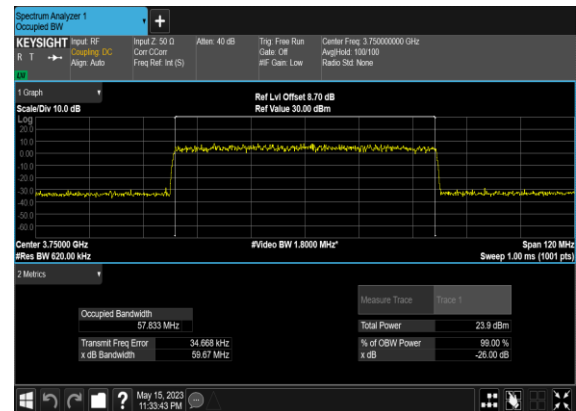
N78(60M)_CP-OFDM_16QAM_Outer_Full_Mid_CH



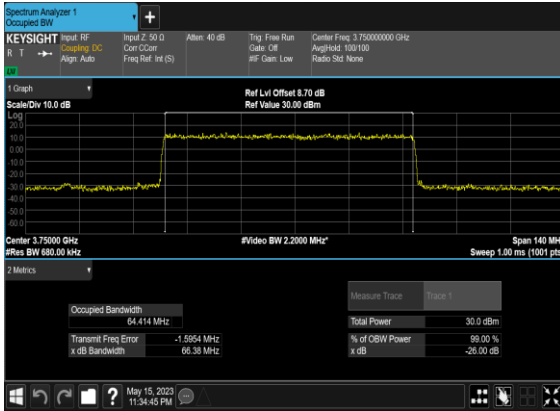
N78(60M)_CP-OFDM_64QAM_Outer_Full_Mid_CH



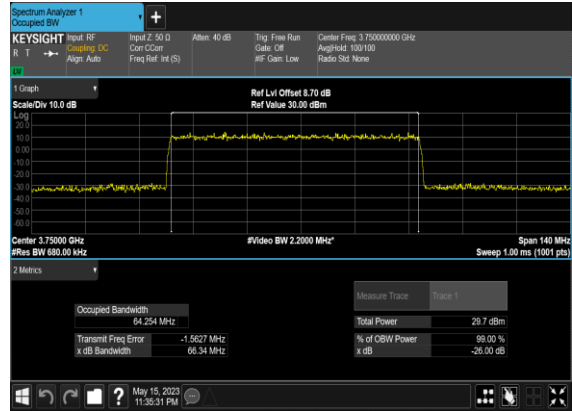
N78(60M)_CP-OFDM_256QAM_Outer_Full_Mid_CH



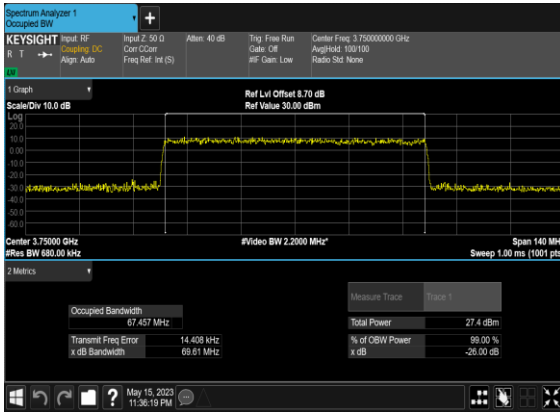
N78(70M)_DFT-s-OFDM_PI_2-BPSK_Outer_Full_Mid_CH



N78(70M)_DFT-s-OFDM_QPSK_Outer_Full_Mid_CH



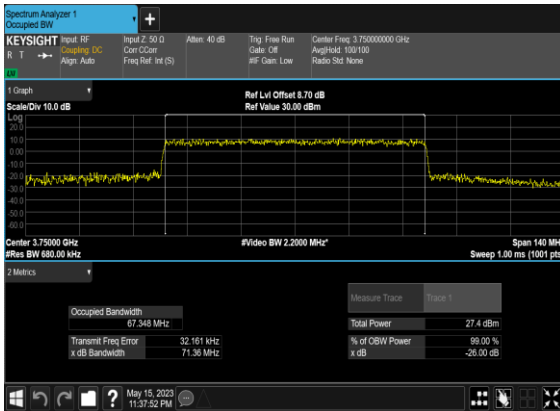
N78(70M)_CP-OFDM_QPSK_Outer_Full_Mid_CH



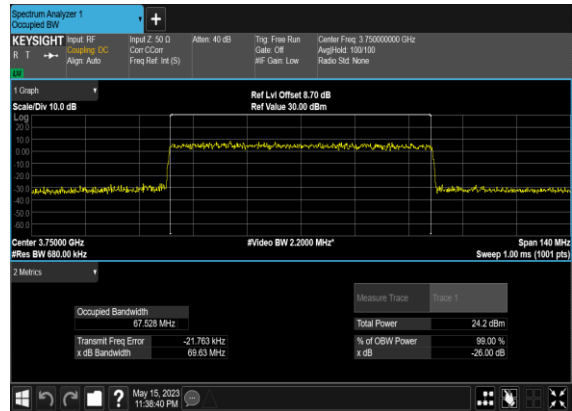
N78(70M)_CP-OFDM_16QAM_Outer_Full_Mid_CH



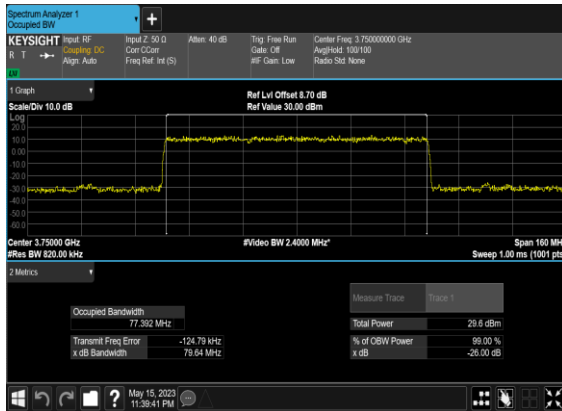
N78(70M)_CP-OFDM_64QAM_Outer_Full_Mid_CH



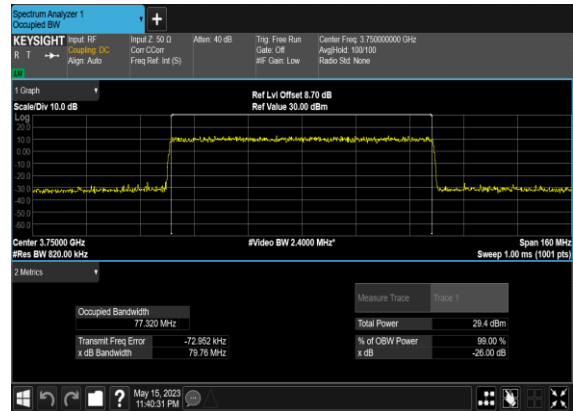
N78(70M)_CP-OFDM_256QAM_Outer_Full_Mid_CH



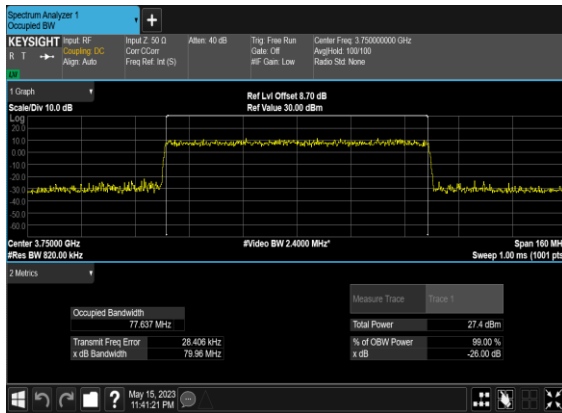
N78(80M)_DFT-s-OFDM_PI_2-BPSK_Outer_Full_Mid_CH



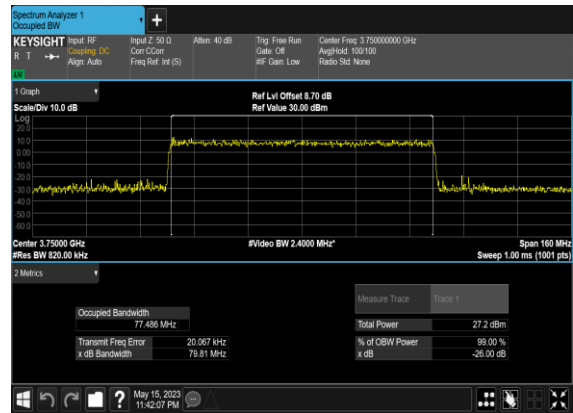
N78(80M)_DFT-s-OFDM_QPSK_Outer_Full_Mid_CH



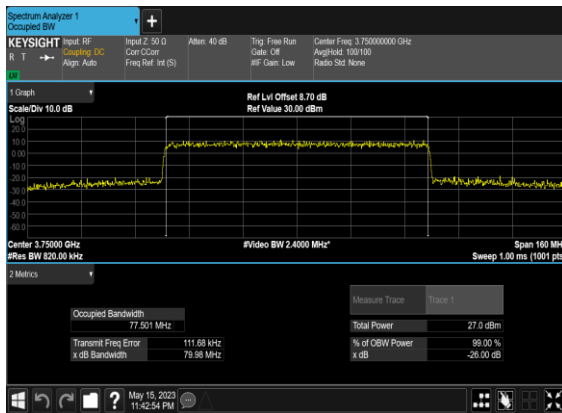
N78(80M)_CP-OFDM_QPSK_Outer_Full_Mid_CH



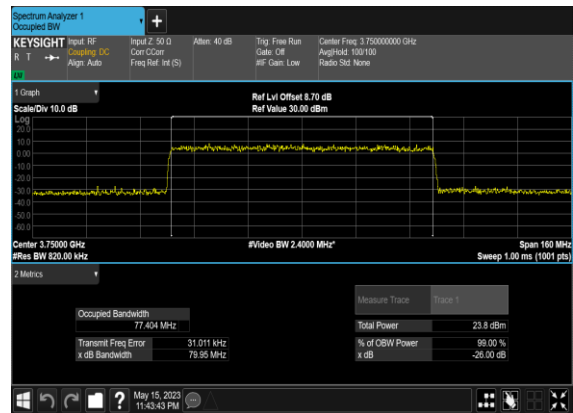
N78(80M)_CP-OFDM_16QAM_Outer_Full_Mid_CH



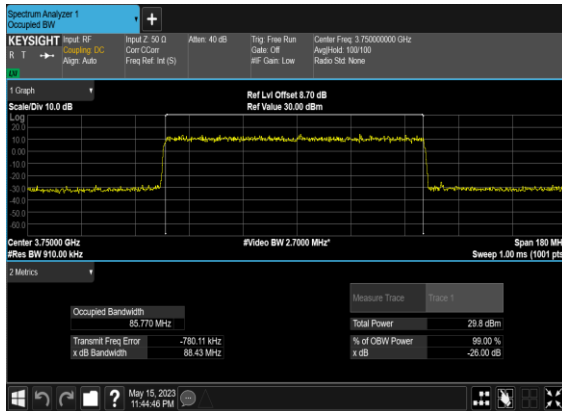
N78(80M)_CP-OFDM_64QAM_Outer_Full_Mid_CH



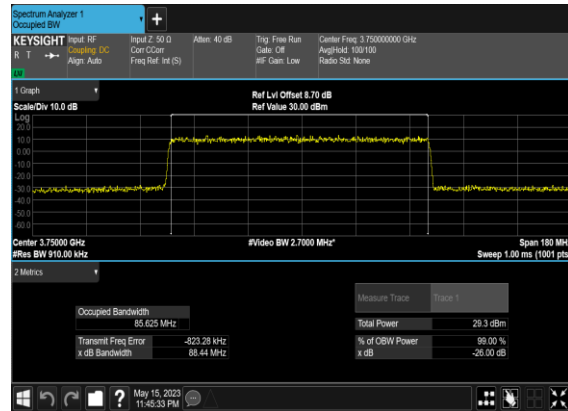
N78(80M)_CP-OFDM_256QAM_Outer_Full_Mid_CH



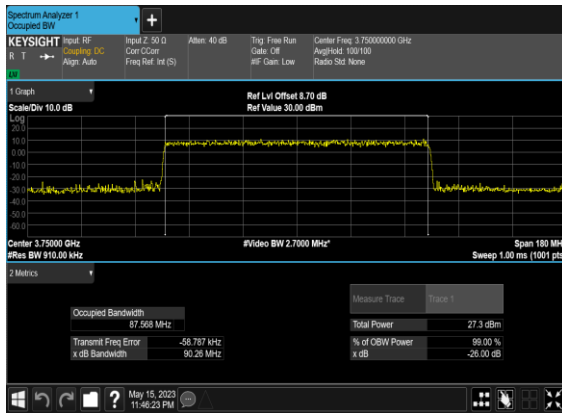
N78(90M)_DFT-s-OFDM_PI_2-BPSK_Outer_Full_Mid_CH



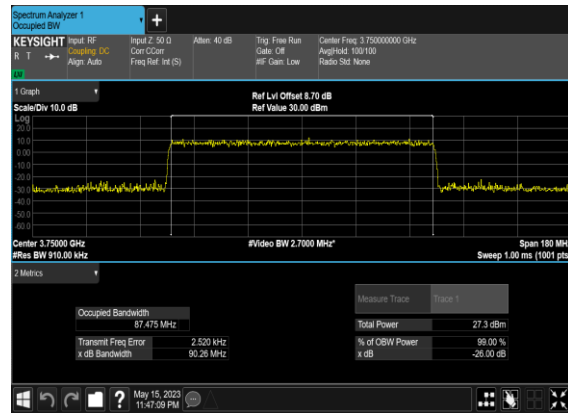
N78(90M)_DFT-s-OFDM_QPSK_Outer_Full_Mid_CH



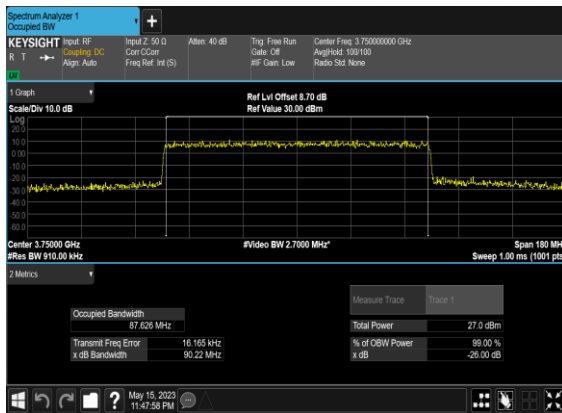
N78(90M)_CP-OFDM_QPSK_Outer_Full_Mid_CH



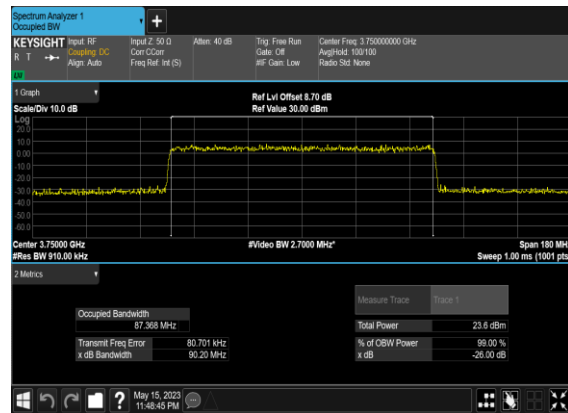
N78(90M)_CP-OFDM_16QAM_Outer_Full_Mid_CH



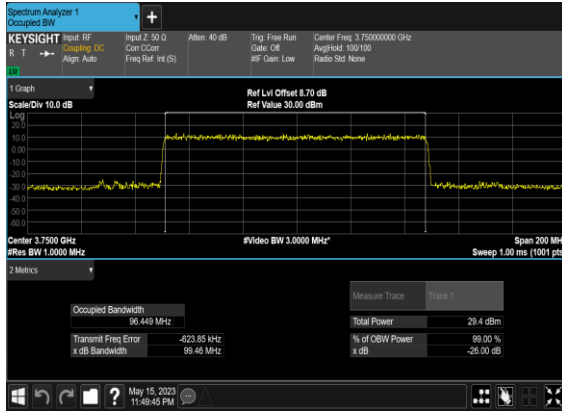
N78(90M)_CP-OFDM_64QAM_Outer_Full_Mid_CH



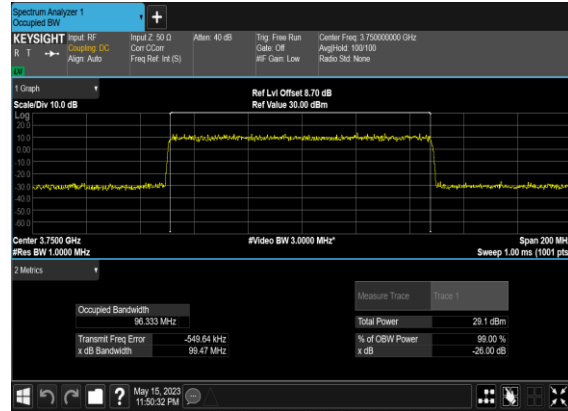
N78(90M)_CP-OFDM_256QAM_Outer_Full_Mid_CH



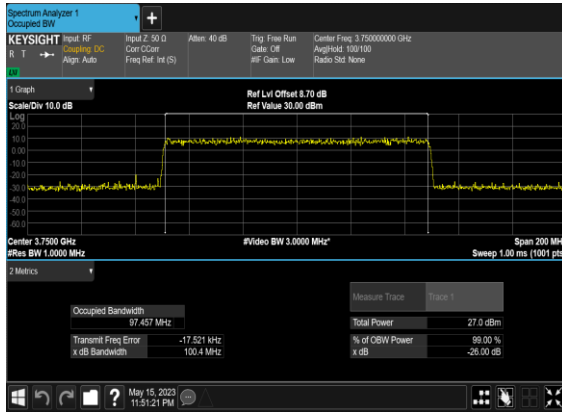
N78(100M)_DFT-s-OFDM_PI_2- BPSK_Outer_Full_Mid_CH



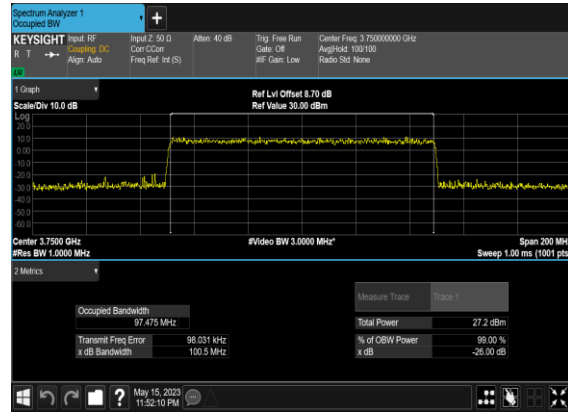
N78(100M)_DFT-s- OFDM_QPSK_Outer_Full_Mid_CH



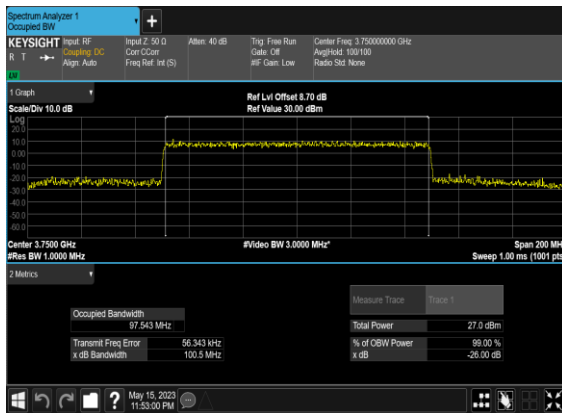
N78(100M)_CP- OFDM_QPSK_Outer_Full_Mid_CH



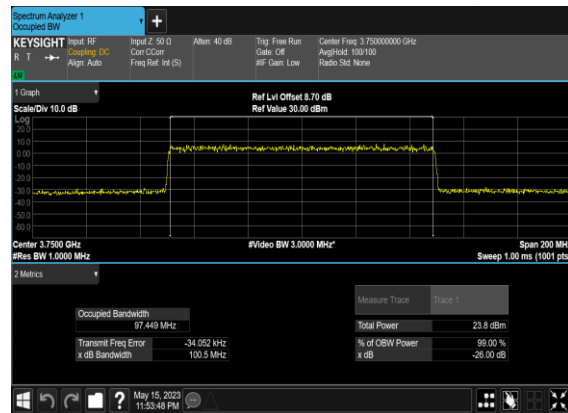
N78(100M)_CP-OFDM_16 QAM_Outer_Full_Mid_CH



N78(100M)_CP-OFDM_64 QAM_Outer_Full_Mid_CH



N78(100M)_CP-OFDM_256 QAM_Outer_Full_Mid_CH

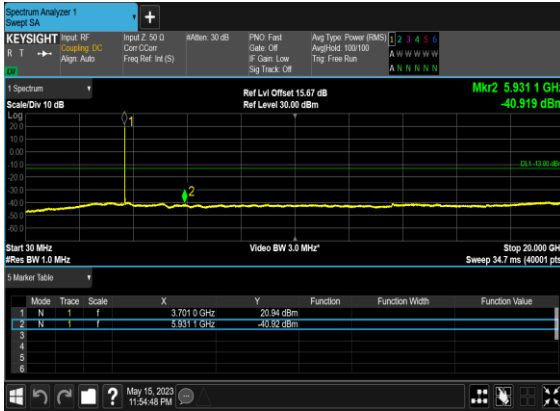


Conducted Spurious Emissions

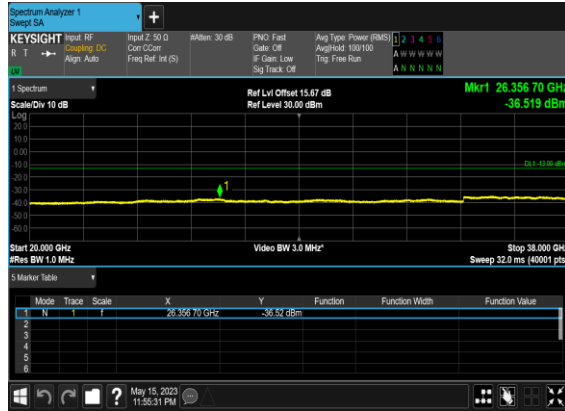
NR Band	SCS (kHz)	Bandwidth (MHz)	Arfcn	Freq (MHz)	Modulation	RB	Result	Verdict
78	30	10	647000	3705.0	DFT-s-OFDM BPSK	1@0	see graph	---
78	30	10	647000	3705.0	DFT-s-OFDM BPSK	1@0	see graph	PASS
78	30	10	647000	3705.0	DFT-s-OFDM BPSK	1@0	see graph	PASS
78	30	10	647000	3705.0	DFT-s-OFDM QPSK	1@0	see graph	---
78	30	10	647000	3705.0	DFT-s-OFDM QPSK	1@0	see graph	PASS
78	30	10	647000	3705.0	DFT-s-OFDM QPSK	1@0	see graph	PASS
78	30	10	650000	3750.0	DFT-s-OFDM BPSK	1@0	see graph	---
78	30	10	650000	3750.0	DFT-s-OFDM BPSK	1@0	see graph	PASS
78	30	10	650000	3750.0	DFT-s-OFDM BPSK	1@0	see graph	PASS
78	30	10	650000	3750.0	DFT-s-OFDM QPSK	1@0	see graph	---
78	30	10	650000	3750.0	DFT-s-OFDM QPSK	1@0	see graph	PASS
78	30	10	650000	3750.0	DFT-s-OFDM QPSK	1@0	see graph	PASS
78	30	10	653000	3795.0	DFT-s-OFDM BPSK	1@0	see graph	---
78	30	10	653000	3795.0	DFT-s-OFDM BPSK	1@0	see graph	PASS
78	30	10	653000	3795.0	DFT-s-OFDM BPSK	1@0	see graph	PASS
78	30	10	653000	3795.0	DFT-s-OFDM QPSK	1@0	see graph	---
78	30	10	653000	3795.0	DFT-s-OFDM QPSK	1@0	see graph	PASS
78	30	10	653000	3795.0	DFT-s-OFDM QPSK	1@0	see graph	PASS
78	30	50	648334	3725.01	DFT-s-OFDM BPSK	1@0	see graph	---
78	30	50	648334	3725.01	DFT-s-OFDM BPSK	1@0	see graph	PASS
78	30	50	648334	3725.01	DFT-s-OFDM BPSK	1@0	see graph	PASS
78	30	50	648334	3725.01	DFT-s-OFDM QPSK	1@0	see graph	---

78	30	50	648334	3725.01	DFT-s-OFDM QPSK	1@0	see graph	PASS
78	30	50	648334	3725.01	DFT-s-OFDM QPSK	1@0	see graph	PASS
78	30	50	650000	3750.0	DFT-s-OFDM BPSK	1@0	see graph	---
78	30	50	650000	3750.0	DFT-s-OFDM BPSK	1@0	see graph	PASS
78	30	50	650000	3750.0	DFT-s-OFDM BPSK	1@0	see graph	PASS
78	30	50	650000	3750.0	DFT-s-OFDM QPSK	1@0	see graph	---
78	30	50	650000	3750.0	DFT-s-OFDM QPSK	1@0	see graph	PASS
78	30	50	650000	3750.0	DFT-s-OFDM QPSK	1@0	see graph	PASS
78	30	50	651666	3774.99	DFT-s-OFDM BPSK	1@0	see graph	---
78	30	50	651666	3774.99	DFT-s-OFDM BPSK	1@0	see graph	PASS
78	30	50	651666	3774.99	DFT-s-OFDM BPSK	1@0	see graph	PASS
78	30	50	651666	3774.99	DFT-s-OFDM QPSK	1@0	see graph	---
78	30	50	651666	3774.99	DFT-s-OFDM QPSK	1@0	see graph	PASS
78	30	50	651666	3774.99	DFT-s-OFDM QPSK	1@0	see graph	PASS
78	30	100	650000	3750.0	DFT-s-OFDM BPSK	1@0	see graph	---
78	30	100	650000	3750.0	DFT-s-OFDM BPSK	1@0	see graph	PASS
78	30	100	650000	3750.0	DFT-s-OFDM BPSK	1@0	see graph	PASS
78	30	100	650000	3750.0	DFT-s-OFDM QPSK	1@0	see graph	---
78	30	100	650000	3750.0	DFT-s-OFDM QPSK	1@0	see graph	PASS
78	30	100	650000	3750.0	DFT-s-OFDM QPSK	1@0	see graph	PASS

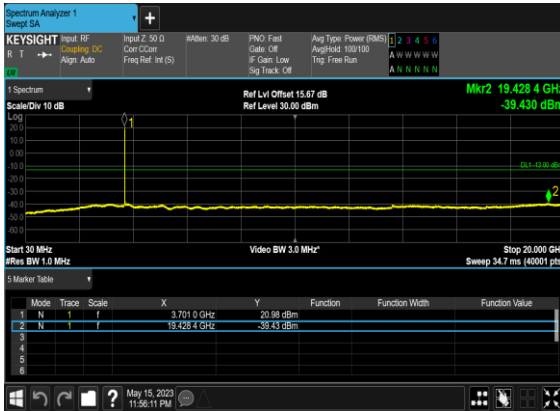
N78(10M)_DFT-s-OFDM_BPSK_Edge_1RB_Left_Low_CH



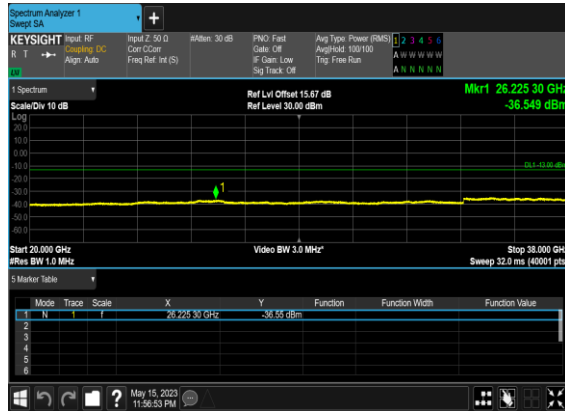
N78(10M)_DFT-s-OFDM_BPSK_Edge_1RB_Left_Low_CH



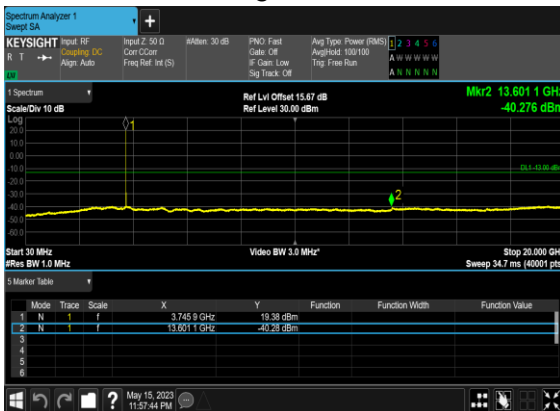
N78(10M)_DFT-s-OFDM_QPSK_Edge_1RB_Left_Low_CH



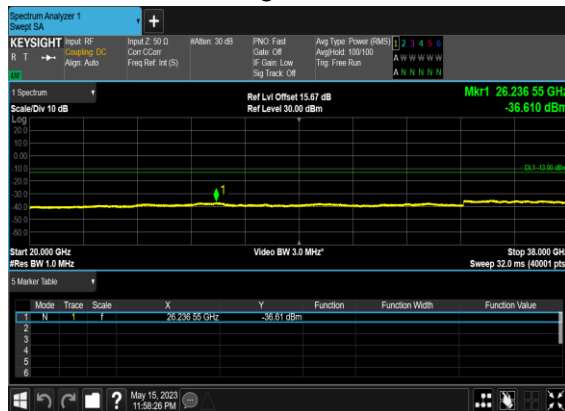
N78(10M)_DFT-s-OFDM_QPSK_Edge_1RB_Left_Low_CH



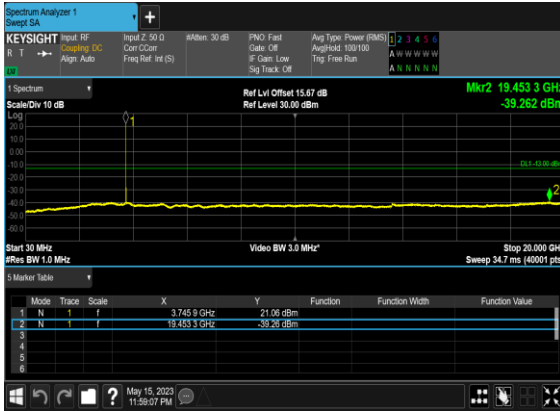
N78(10M)_DFT-s-OFDM_BPSK_Edge_1RB_Left_Mid_CH



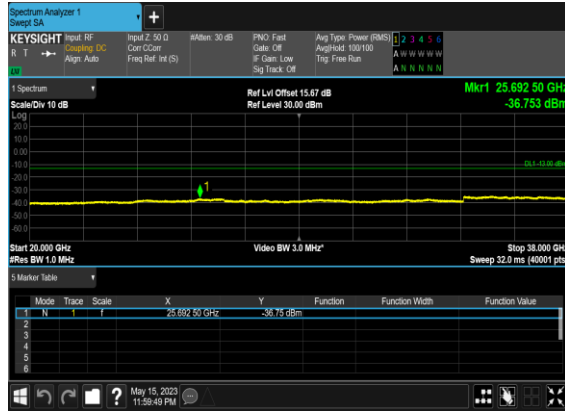
N78(10M)_DFT-s-OFDM_BPSK_Edge_1RB_Left_Mid_CH



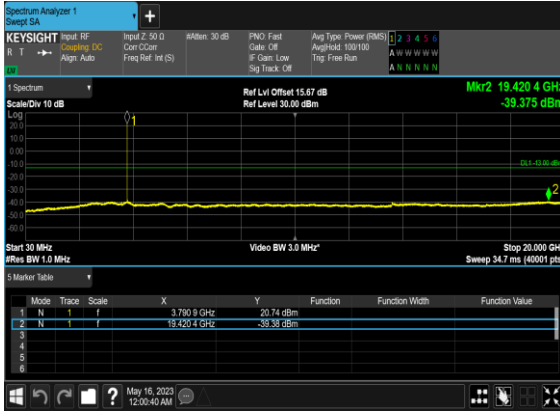
N78(10M)_DFT-s-OFDM_QPSK_Edge_1RB_Left_Mid_CH



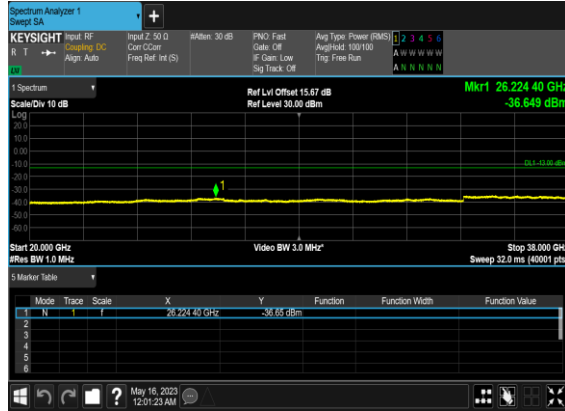
N78(10M)_DFT-s-OFDM_QPSK_Edge_1RB_Left_Mid_CH



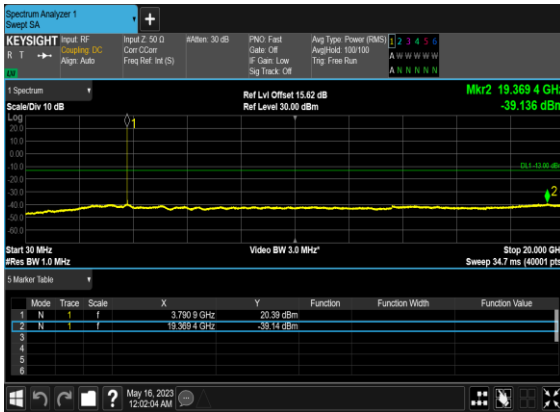
N78(10M)_DFT-s-OFDM_BPSK_Edge_1RB_Left_High_CH



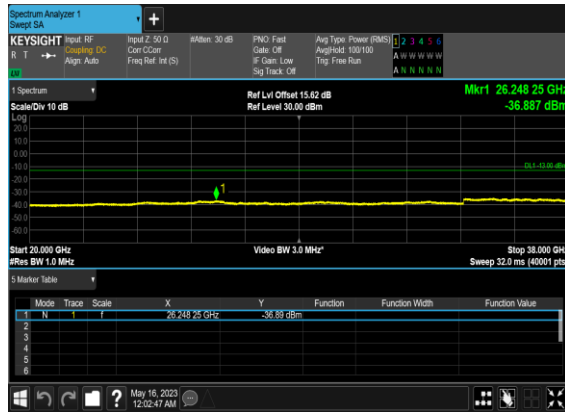
N78(10M)_DFT-s-OFDM_BPSK_Edge_1RB_Left_High_CH



N78(10M)_DFT-s-OFDM_QPSK_Edge_1RB_Left_High_CH



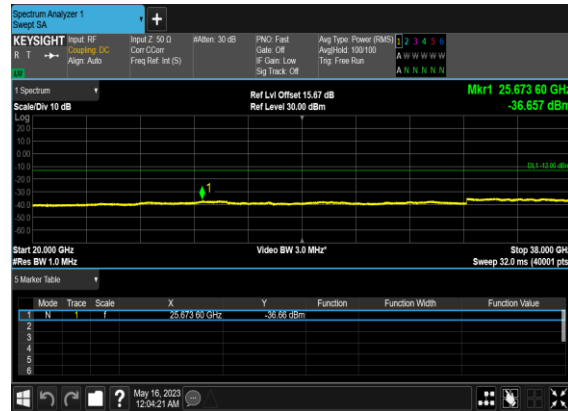
N78(10M)_DFT-s-OFDM_QPSK_Edge_1RB_Left_High_CH



N78(50M)_DFT-s-OFDM_BPSK_Edge_1RB_Left_Low_CH



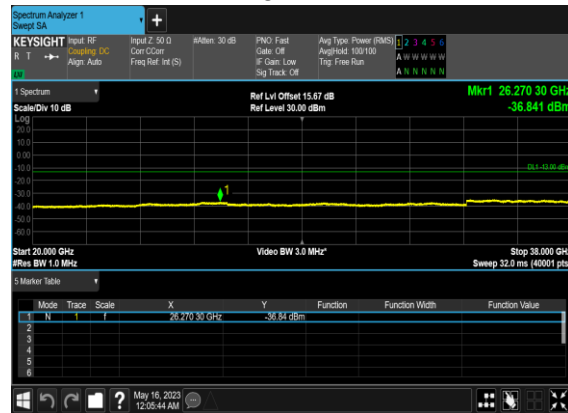
N78(50M)_DFT-s-OFDM_BPSK_Edge_1RB_Left_Low_CH



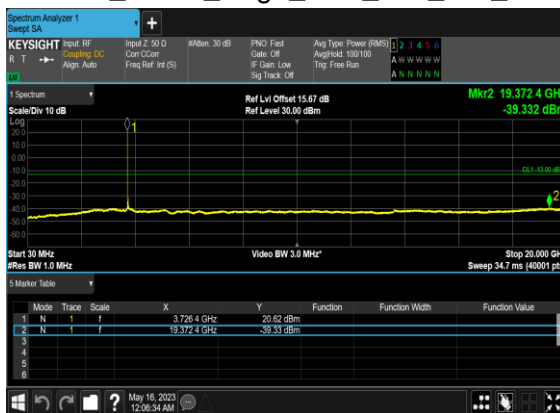
N78(50M)_DFT-s-OFDM_QPSK_Edge_1RB_Left_Low_CH



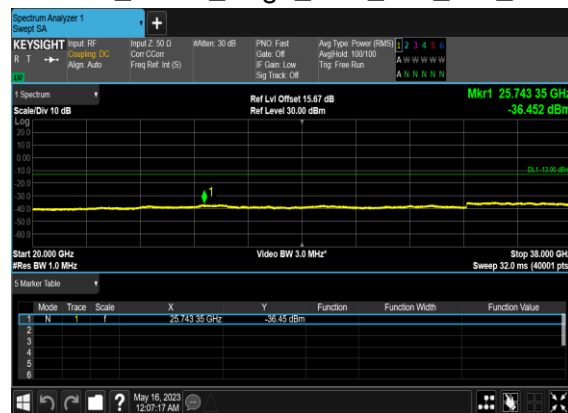
N78(50M)_DFT-s-OFDM_QPSK_Edge_1RB_Left_Low_CH



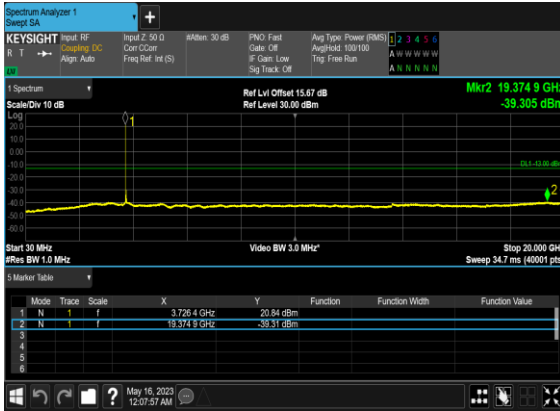
N78(50M)_DFT-s-OFDM_BPSK_Edge_1RB_Left_Mid_CH



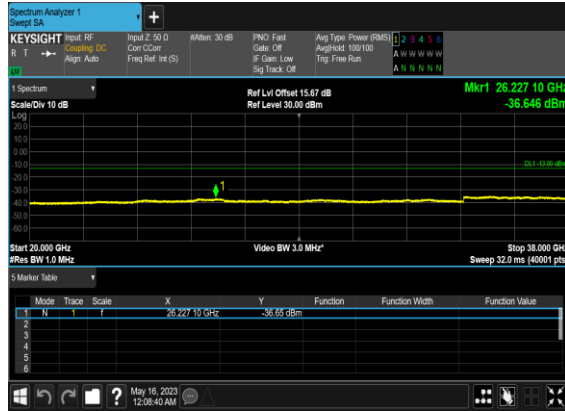
N78(50M)_DFT-s-OFDM_BPSK_Edge_1RB_Left_Mid_CH



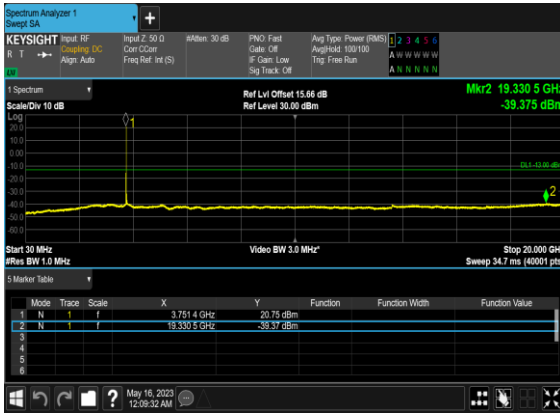
N78(50M)_DFT-s-OFDM_QPSK_Edge_1RB_Left_Mid_CH



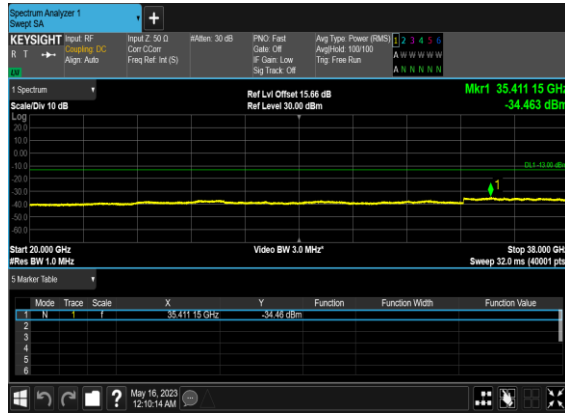
N78(50M)_DFT-s-OFDM_QPSK_Edge_1RB_Left_Mid_CH



N78(50M)_DFT-s-OFDM_BPSK_Edge_1RB_Left_High_CH



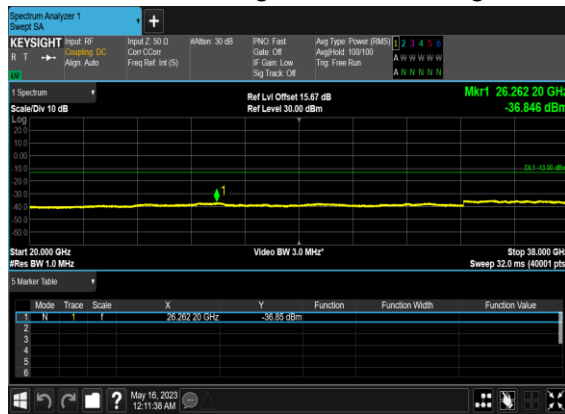
N78(50M)_DFT-s-OFDM_BPSK_Edge_1RB_Left_High_CH



N78(50M)_DFT-s-OFDM_QPSK_Edge_1RB_Left_High_CH



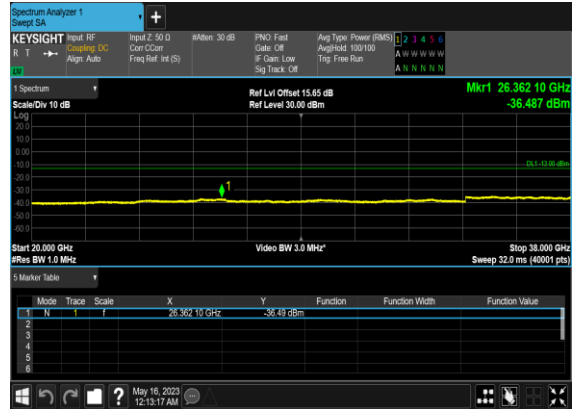
N78(50M)_DFT-s-OFDM_QPSK_Edge_1RB_Left_High_CH



N78(100M)_DFT-s-OFDM_BPSK_Edge_1RB_Left_Mid_CH



N78(100M)_DFT-s-OFDM_BPSK_Edge_1RB_Left_Mid_CH



N78(100M)_DFT-s-OFDM_QPSK_Edge_1RB_Left_Mid_CH



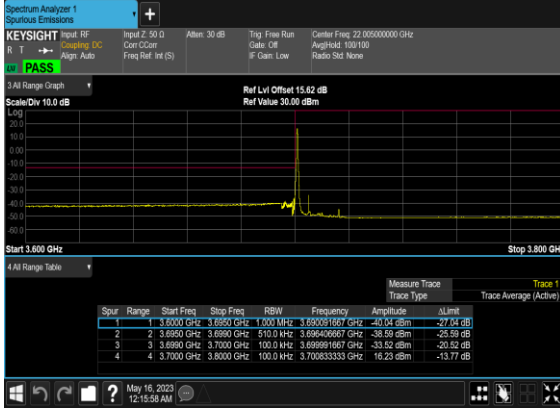
N78(100M)_DFT-s-OFDM_QPSK_Edge_1RB_Left_Mid_CH



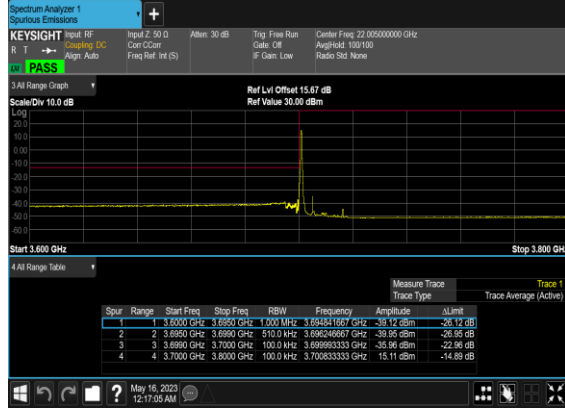
Conducted Band Edge

NR Band	SCS (kHz)	Bandwidth (MHz)	Arfcn	Freq (MHz)	Modulation	RB	Result	Verdict
78	30	10	647000	3705.0	DFT-s-OFDM BPSK	1@0	see graph	PASS
78	30	10	647000	3705.0	DFT-s-OFDM QPSK	1@0	see graph	PASS
78	30	10	647000	3705.0	DFT-s-OFDM BPSK	24@0	see graph	PASS
78	30	10	647000	3705.0	DFT-s-OFDM QPSK	24@0	see graph	PASS
78	30	10	653000	3795.0	DFT-s-OFDM BPSK	1@23	see graph	PASS
78	30	10	653000	3795.0	DFT-s-OFDM QPSK	1@23	see graph	PASS
78	30	10	653000	3795.0	DFT-s-OFDM BPSK	24@0	see graph	PASS
78	30	10	653000	3795.0	DFT-s-OFDM QPSK	24@0	see graph	PASS
78	30	50	648334	3725.01	DFT-s-OFDM BPSK	1@0	see graph	PASS
78	30	50	648334	3725.01	DFT-s-OFDM QPSK	1@0	see graph	PASS
78	30	50	648334	3725.01	DFT-s-OFDM BPSK	128@0	see graph	PASS
78	30	50	648334	3725.01	DFT-s-OFDM QPSK	128@0	see graph	PASS
78	30	50	651666	3774.99	DFT-s-OFDM BPSK	1@132	see graph	PASS
78	30	50	651666	3774.99	DFT-s-OFDM QPSK	1@132	see graph	PASS
78	30	50	651666	3774.99	DFT-s-OFDM BPSK	128@0	see graph	PASS
78	30	50	651666	3774.99	DFT-s-OFDM QPSK	128@0	see graph	PASS
78	30	100	650000	3750.0	DFT-s-OFDM BPSK	1@0	see graph	PASS
78	30	100	650000	3750.0	DFT-s-OFDM QPSK	1@0	see graph	PASS
78	30	100	650000	3750.0	DFT-s-OFDM BPSK	1@272	see graph	PASS
78	30	100	650000	3750.0	DFT-s-OFDM QPSK	1@272	see graph	PASS
78	30	100	650000	3750.0	DFT-s-OFDM BPSK	270@0	see graph	PASS
78	30	100	650000	3750.0	DFT-s-OFDM QPSK	270@0	see graph	PASS

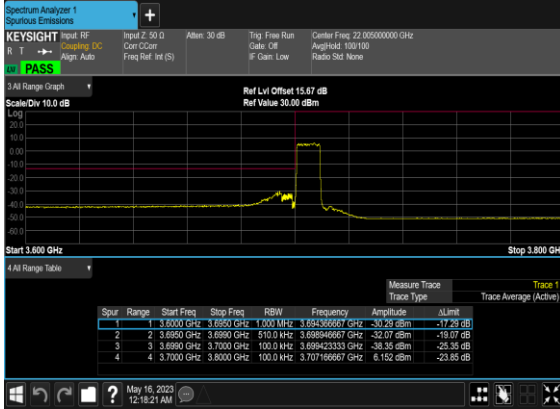
N78(10M)_DFT-s-OFDM_BPSK_Edge_1RB_Left_Low_CH



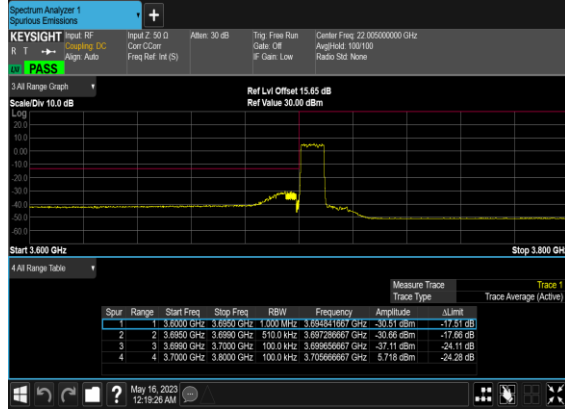
N78(10M)_DFT-s-OFDM_QPSK_Edge_1RB_Left_Low_CH



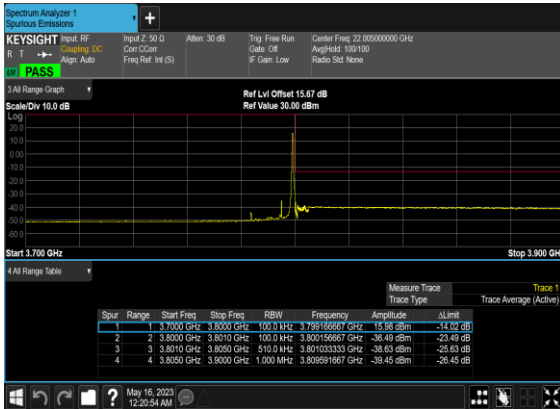
N78(10M)_DFT-s-OFDM_BPSK_Outer_Full_Low_CH



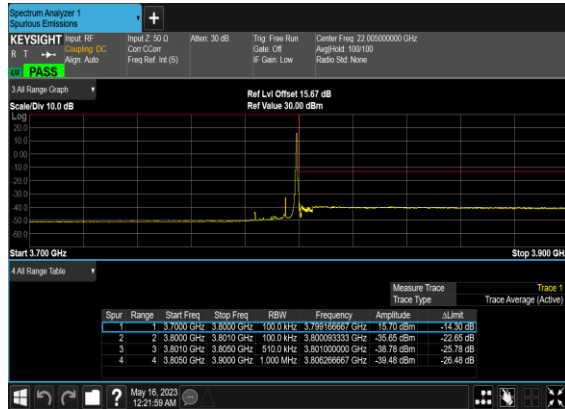
N78(10M)_DFT-s-OFDM_QPSK_Outer_Full_Low_CH



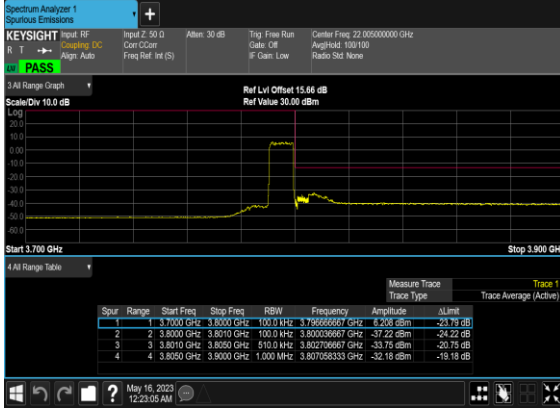
N78(10M)_DFT-s-OFDM_BPSK_Edge_1RB_Right_High_CH



N78(10M)_DFT-s-OFDM_QPSK_Edge_1RB_Right_High_CH



N78(10M)_DFT-s-OFDM_BPSK_Outer_Full_High_CH



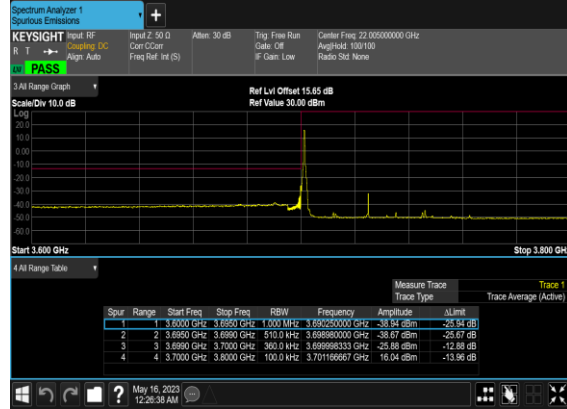
N78(10M)_DFT-s-OFDM_QPSK_Outer_Full_High_CH



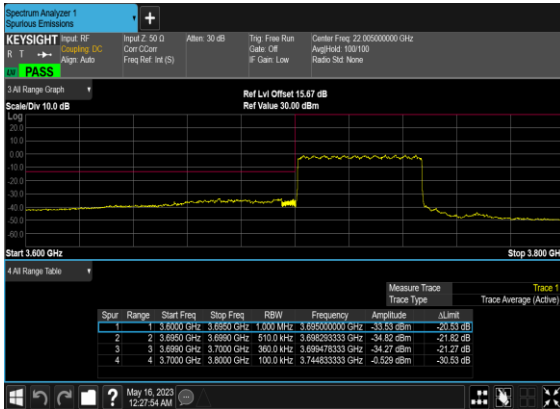
N78(50M)_DFT-s-OFDM_BPSK_Edge_1RB_Left_Low_CH



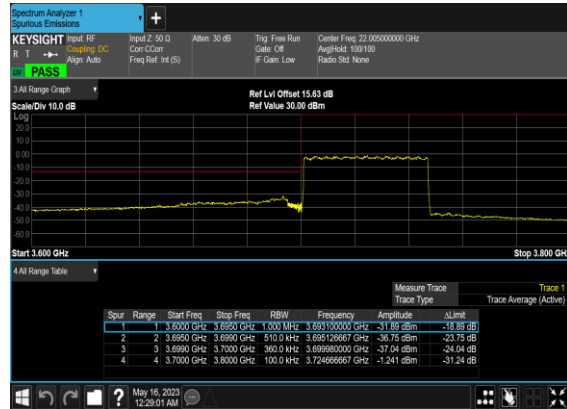
N78(50M)_DFT-s-OFDM_QPSK_Edge_1RB_Left_Low_CH



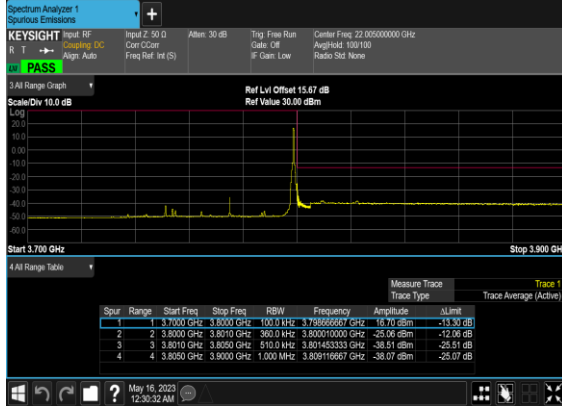
N78(50M)_DFT-s-OFDM_BPSK_Outer_Full_Low_CH



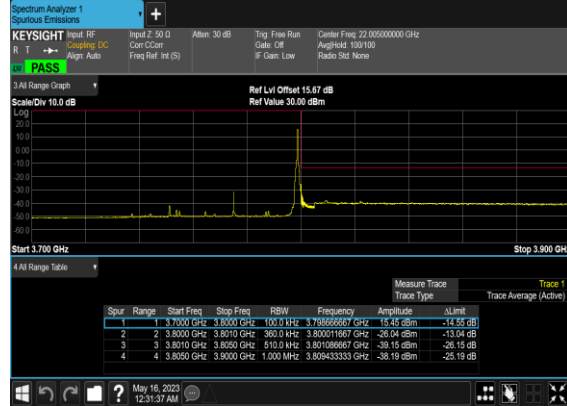
N78(50M)_DFT-s-OFDM_QPSK_Outer_Full_Low_CH



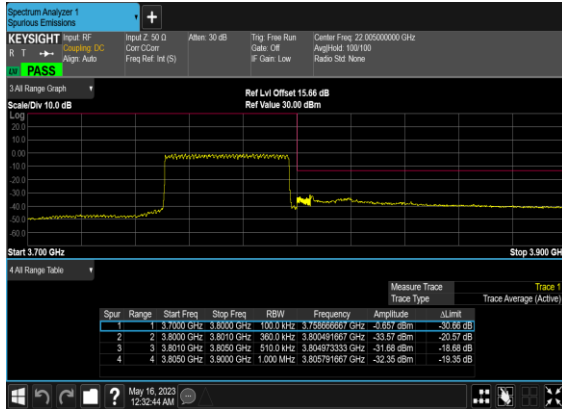
N78(50M)_DFT-s- OFDM_BPSK_Edge_1RB_Right_High_CH



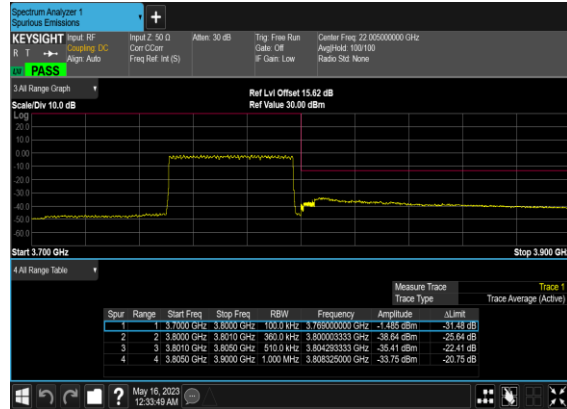
N78(50M)_DFT-s- OFDM_QPSK_Edge_1RB_Right_High_CH



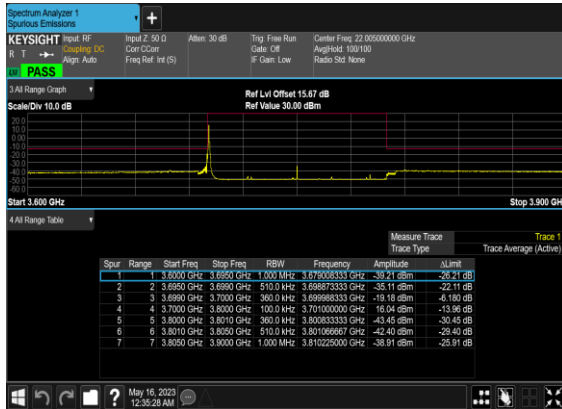
N78(50M)_DFT-s- OFDM_BPSK_Outer_Full_High_CH



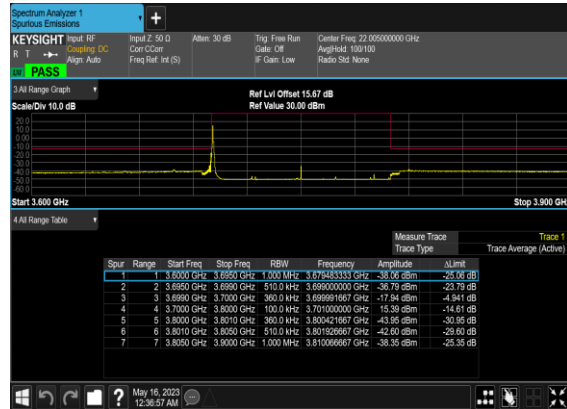
N78(50M)_DFT-s- OFDM_QPSK_Outer_Full_High_CH



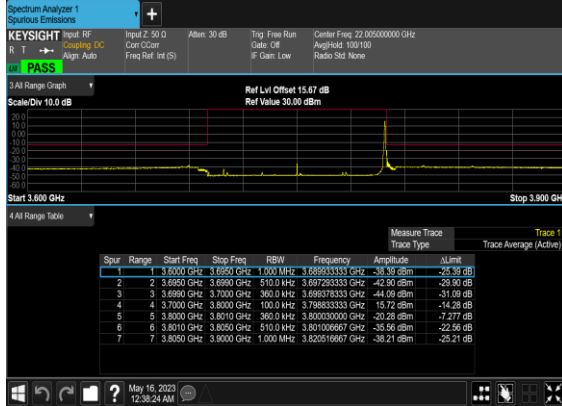
N78(100M)_DFT-s- OFDM_BPSK_Edge_1RB_Left_Mid_CH



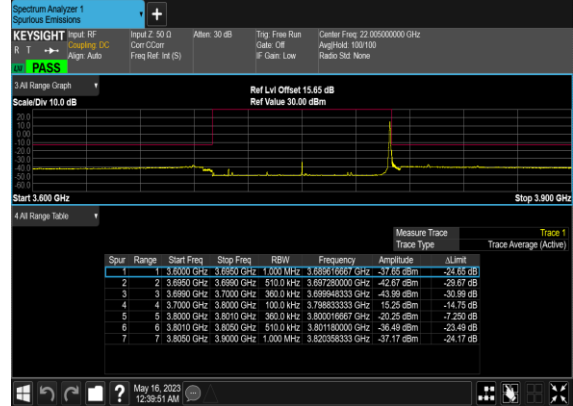
N78(100M)_DFT-s- OFDM_QPSK_Edge_1RB_Left_Mid_CH



N78(100M)_DFT-s-OFDM_BPSK_Edge_1RB_Right_Mid_CH



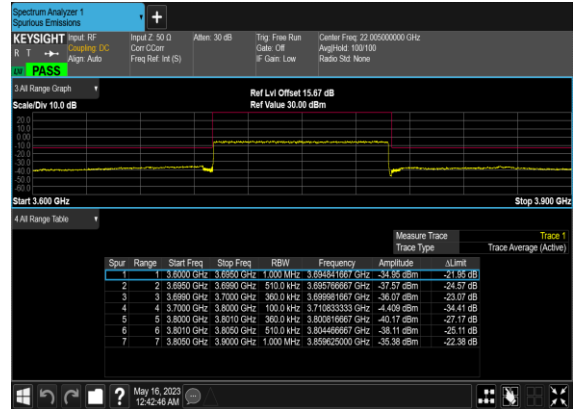
N78(100M)_DFT-s-OFDM_QPSK_Edge_1RB_Right_Mid_CH



N78(100M)_DFT-s-OFDM_BPSK_Outer_Full_Mid_CH



N78(100M)_DFT-s-OFDM_QPSK_Outer_Full_Mid_CH





Appendix B. Test Results of Radiated Test

Radiated Spurious Emission

Test Engineer :	Carl Ni	Temperature :	23~25°C
		Relative Humidity :	41~42%

RSE pre-scanned harmonic for different antennas, choose the worst antenna perform final test and record in the report.

n77 SA / NR 100MHz / QPSK(ANT5)								
Channel	Frequency (MHz)	EIRP (dBm)	Limit (dBm)	Over Limit (dB)	S.G. Power (dBm)	TX Cable loss (dB)	TX Antenna Gain (dBi)	Polarization (H/V)
Middle	7590	-61.94	-13	-48.94	-72.15	3.03	13.24	H
	11388	-60.41	-13	-47.41	-69.86	3.56	13.01	H
	15180	-58.61	-13	-45.61	-68.13	3.92	13.44	H
	7590	-62.27	-13	-49.27	-72.48	3.03	13.24	V
	11388	-59.78	-13	-46.78	-69.23	3.56	13.01	V
	15180	-58.65	-13	-45.65	-68.17	3.92	13.44	V

n78 SA / NR 100MHz / QPSK(ANT5)								
Channel	Frequency (MHz)	EIRP (dBm)	Limit (dBm)	Over Limit (dB)	S.G. Power (dBm)	TX Cable loss (dB)	TX Antenna Gain (dBi)	Polarization (H/V)
Middle	7416	-62.07	-13	-49.07	-72.28	3.03	13.24	H
	11112	-60.21	-13	-47.21	-69.66	3.56	13.01	H
	14820	-59.09	-13	-46.09	-68.61	3.92	13.44	H
	7416	-62.37	-13	-49.37	-72.58	3.03	13.24	V
	11112	-60.09	-13	-47.09	-69.54	3.56	13.01	V
	14820	-59.11	-13	-46.11	-68.63	3.92	13.44	V

EN-DC_41A_n78A / LTE 10MHz + NR 100MHz / QPSK(2+5)								
Channel	Frequency (MHz)	EIRP (dBm)	Limit (dBm)	Over Limit (dB)	S.G. Power (dBm)	TX Cable loss (dB)	TX Antenna Gain (dBi)	Polarization (H/V)
Middle	7410	-62.18	-13	-49.18	-72.39	3.03	13.24	H
	11112	-60.35	-13	-47.35	-69.80	3.56	13.01	H
	14820	-59.32	-13	-46.32	-68.84	3.92	13.44	H
	7410	-62.16	-13	-49.16	-72.37	3.03	13.24	V
	11112	-60.17	-13	-47.17	-69.62	3.56	13.01	V
	14820	-59.24	-13	-46.24	-68.76	3.92	13.44	V

Remark: Spurious emissions within 30-1000MHz were found more than 20dB below limit line.