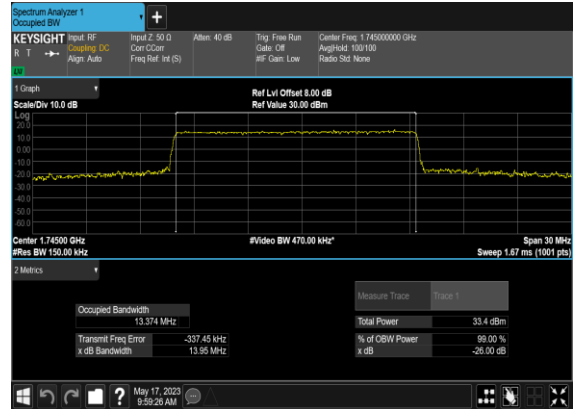


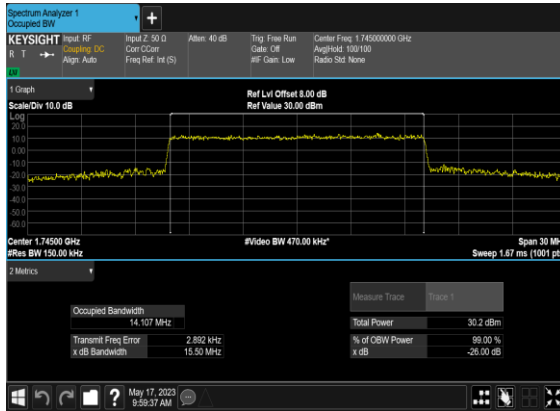
B2_N66(15M)_DFT-s-OFDM_PI_2- BPSK_Outer_Full_Mid_CH



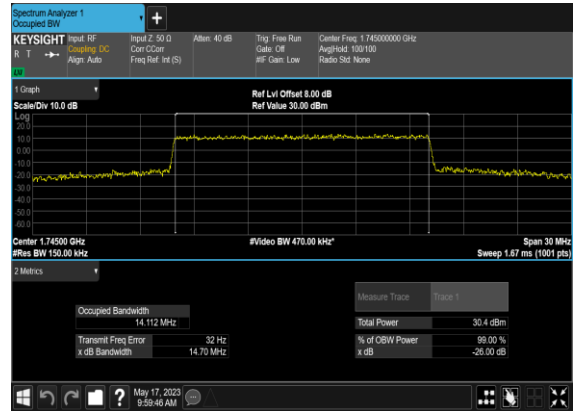
B2_N66(15M)_DFT-s- OFDM_QPSK_Outer_Full_Mid_CH



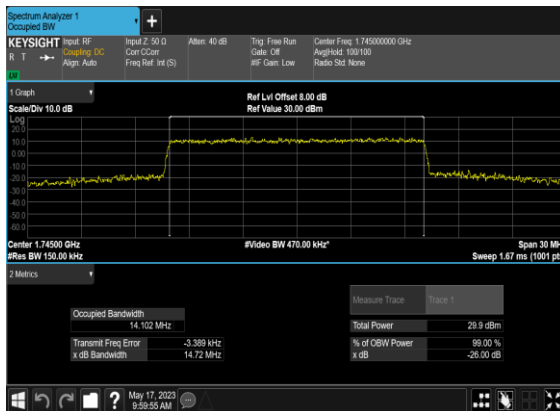
B2_N66(15M)_CP- OFDM_QPSK_Outer_Full_Mid_CH



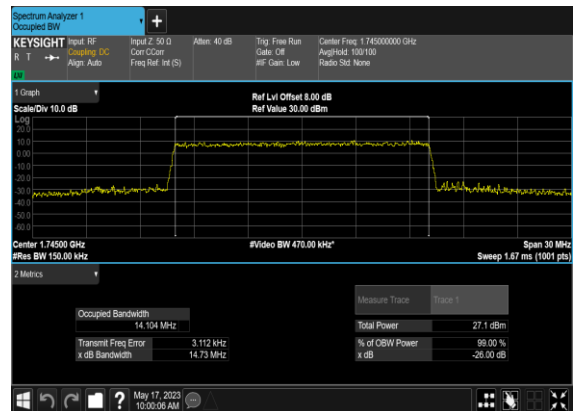
B2_N66(15M)_CP-OFDM_16 QAM_Outer_Full_Mid_CH



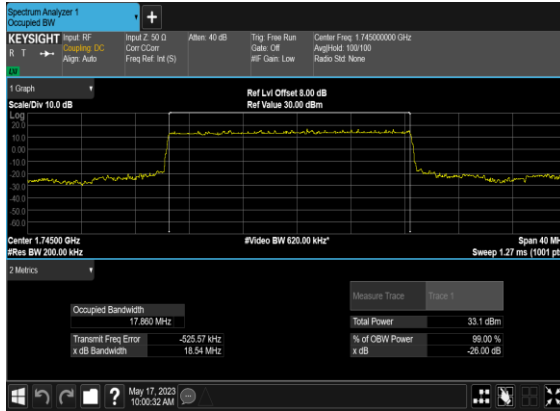
B2_N66(15M)_CP-OFDM_64 QAM_Outer_Full_Mid_CH



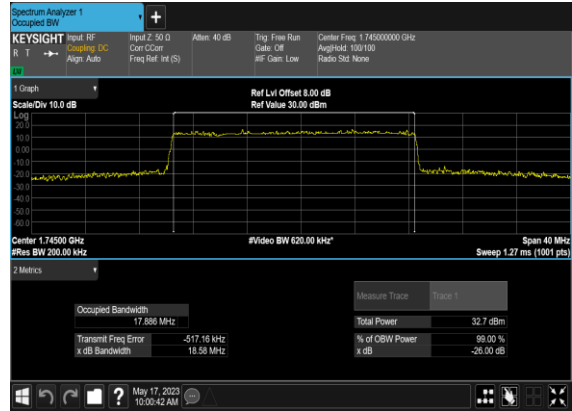
B2_N66(15M)_CP-OFDM_256 QAM_Outer_Full_Mid_CH



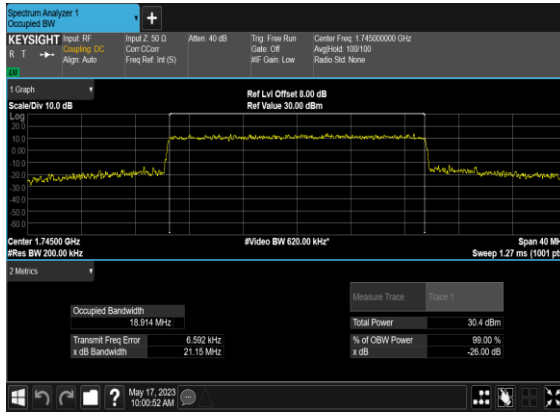
B2_N66(20M)_DFT-s-OFDM_PI_2- BPSK_Outer_Full_Mid_CH



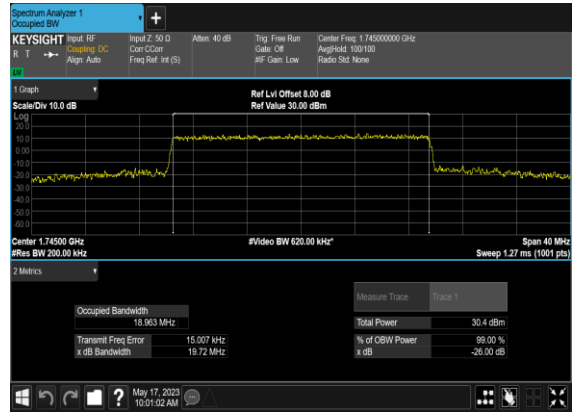
B2_N66(20M)_DFT-s- OFDM_QPSK_Outer_Full_Mid_CH



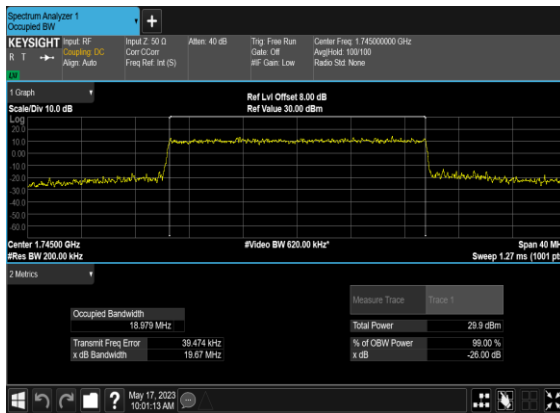
B2_N66(20M)_CP- OFDM_QPSK_Outer_Full_Mid_CH



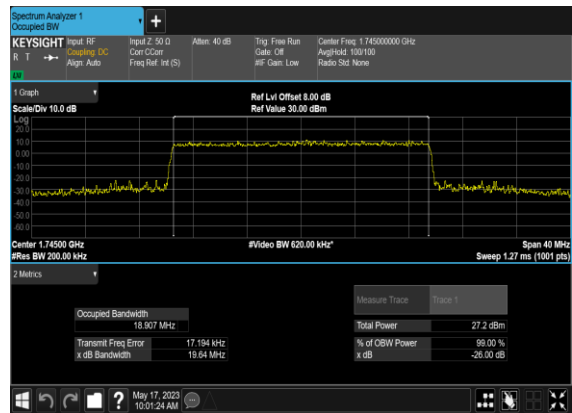
B2_N66(20M)_CP-OFDM_16 QAM_Outer_Full_Mid_CH



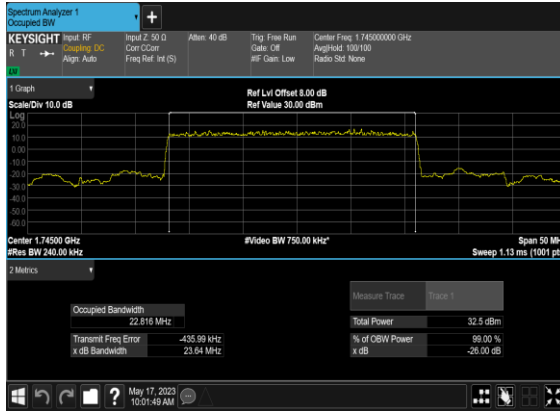
B2_N66(20M)_CP-OFDM_64 QAM_Outer_Full_Mid_CH



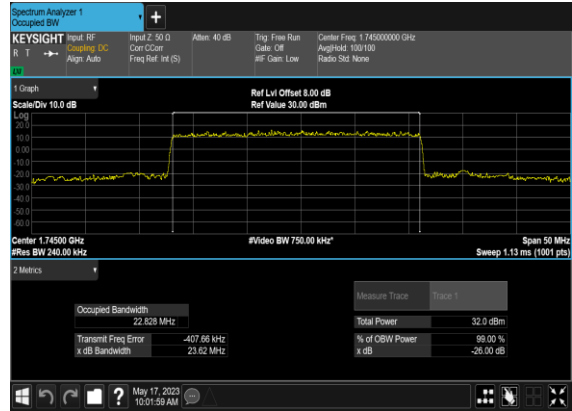
B2_N66(20M)_CP-OFDM_256 QAM_Outer_Full_Mid_CH



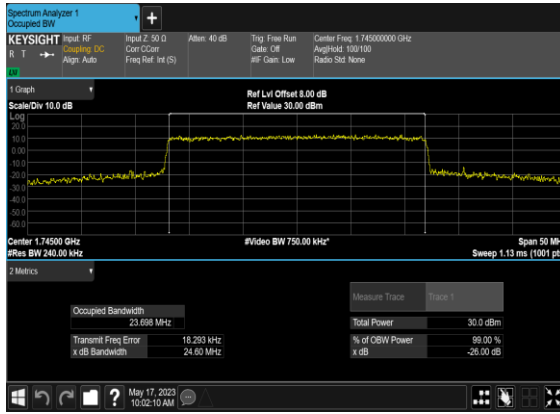
B2_N66(25M)_DFT-s-OFDM_PI_2- BPSK_Outer_Full_Mid_CH



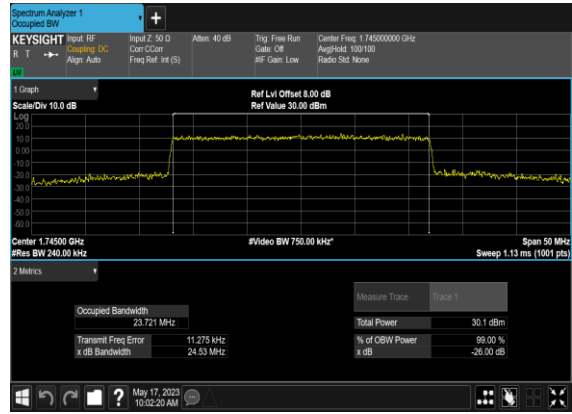
B2_N66(25M)_DFT-s- OFDM_QPSK_Outer_Full_Mid_CH



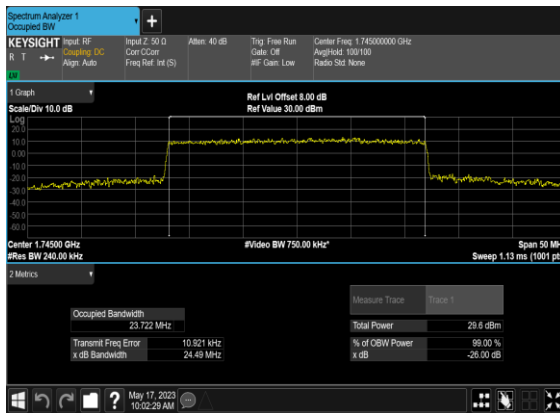
B2_N66(25M)_CP- OFDM_QPSK_Outer_Full_Mid_CH



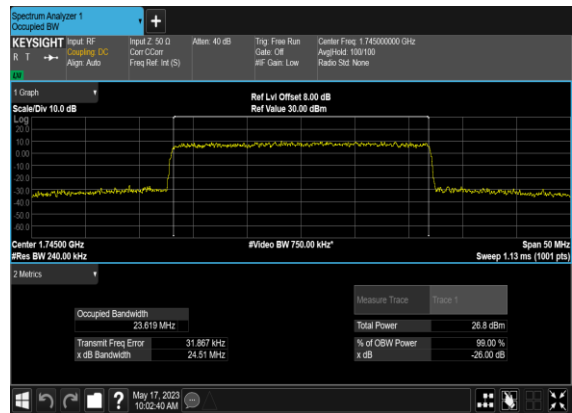
B2_N66(25M)_CP-OFDM_16 QAM_Outer_Full_Mid_CH



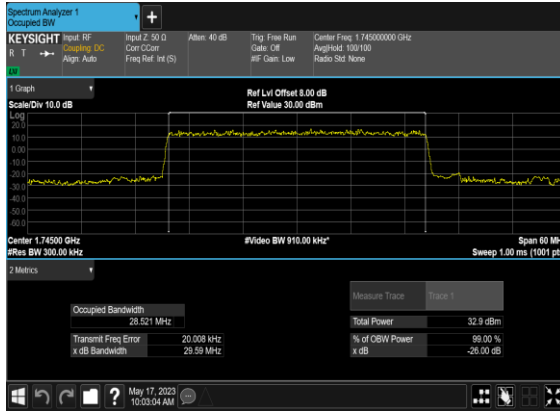
B2_N66(25M)_CP-OFDM_64 QAM_Outer_Full_Mid_CH



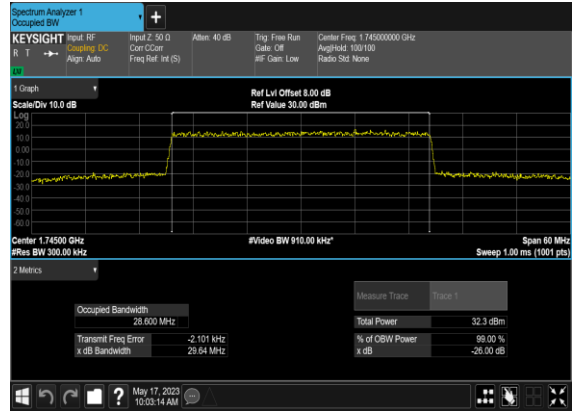
B2_N66(25M)_CP-OFDM_256 QAM_Outer_Full_Mid_CH



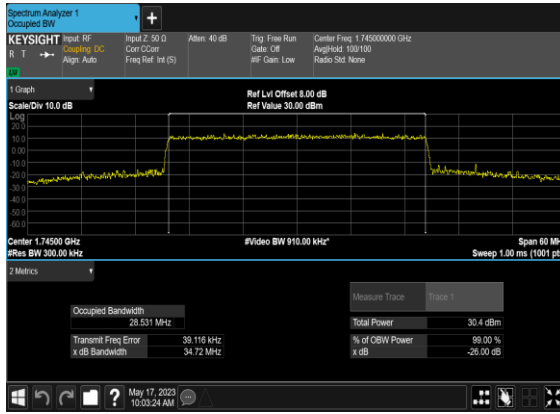
B2_N66(30M)_DFT-s-OFDM_PI_2- BPSK_Outer_Full_Mid_CH



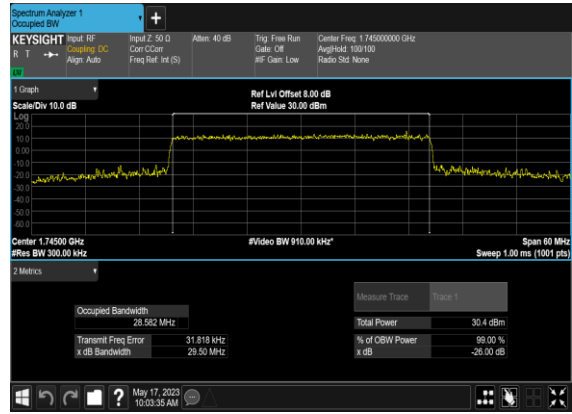
B2_N66(30M)_DFT-s- OFDM_QPSK_Outer_Full_Mid_CH



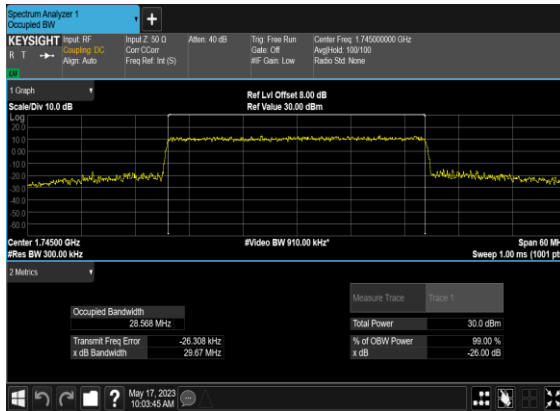
B2_N66(30M)_CP- OFDM_QPSK_Outer_Full_Mid_CH



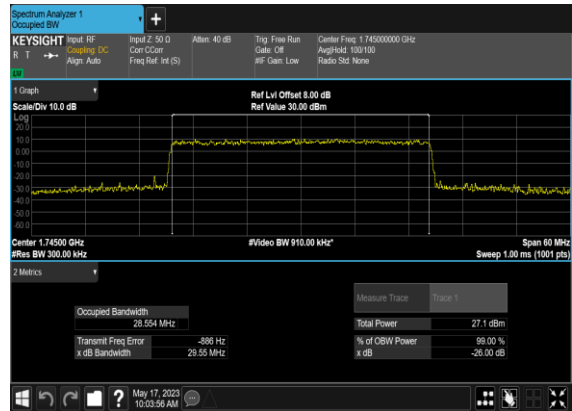
B2_N66(30M)_CP-OFDM_16 QAM_Outer_Full_Mid_CH



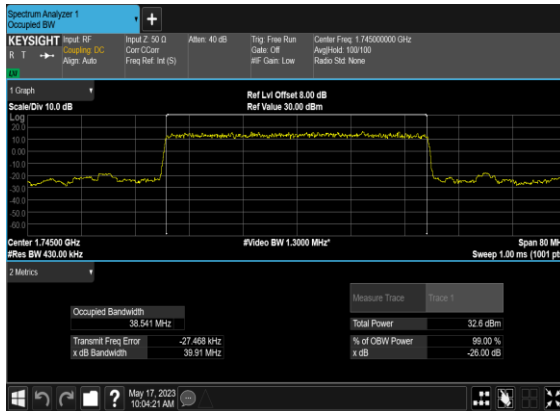
B2_N66(30M)_CP-OFDM_64 QAM_Outer_Full_Mid_CH



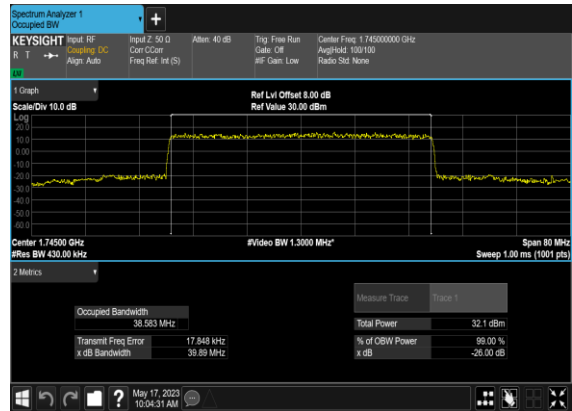
B2_N66(30M)_CP-OFDM_256 QAM_Outer_Full_Mid_CH



B2_N66(40M)_DFT-s-OFDM_PI_2- BPSK_Outer_Full_Mid_CH



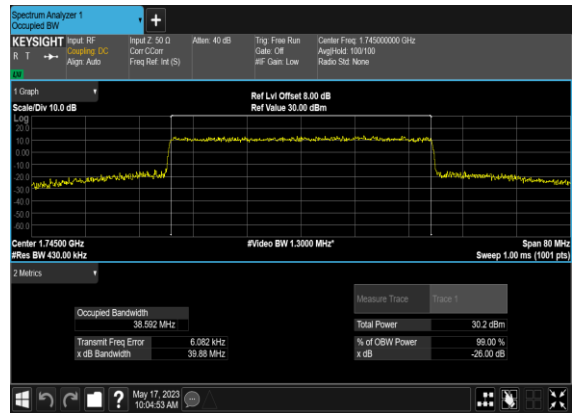
B2_N66(40M)_DFT-s- OFDM_QPSK_Outer_Full_Mid_CH



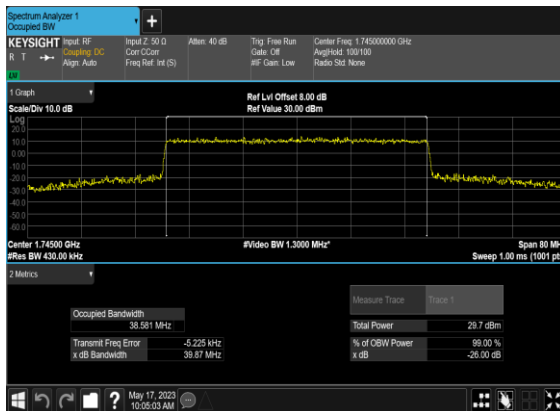
B2_N66(40M)_CP- OFDM_QPSK_Outer_Full_Mid_CH



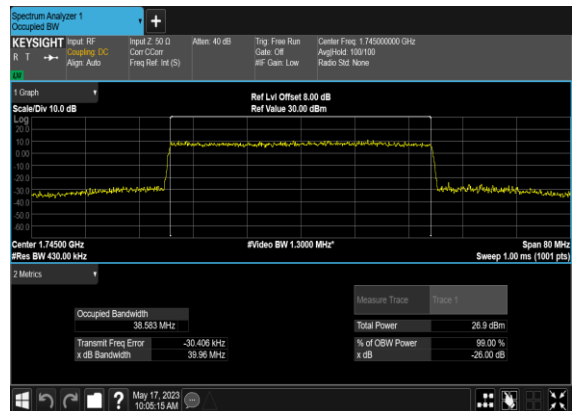
B2_N66(40M)_CP-OFDM_16 QAM_Outer_Full_Mid_CH



B2_N66(40M)_CP-OFDM_64 QAM_Outer_Full_Mid_CH



B2_N66(40M)_CP-OFDM_256 QAM_Outer_Full_Mid_CH

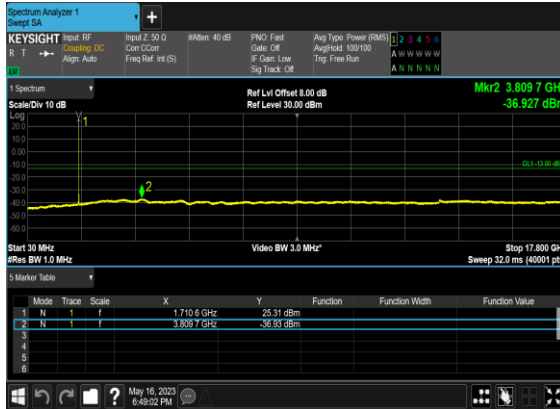


Conducted Spurious Emissions

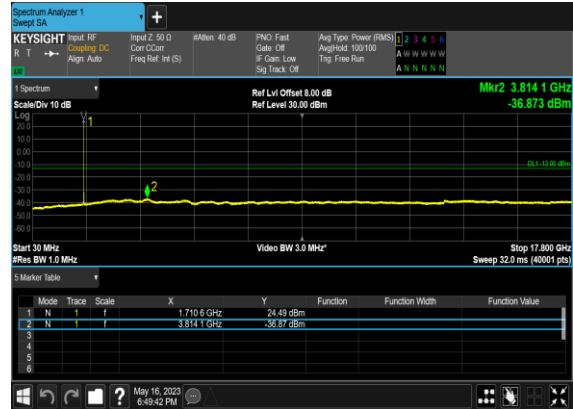
NR Band	SCS (kHz)	Bandwidth (MHz)	Arfcn	Freq (MHz)	Modulation	RB	Result	Verdict
66	15	5	342500	1712.5	DFT-s-OFDM BPSK	1@0	see graph	---
66	15	5	342500	1712.5	DFT-s-OFDM BPSK	1@0	see graph	PASS
66	15	5	342500	1712.5	DFT-s-OFDM QPSK	1@0	see graph	---
66	15	5	342500	1712.5	DFT-s-OFDM QPSK	1@0	see graph	PASS
66	15	5	349000	1745.0	DFT-s-OFDM BPSK	1@0	see graph	---
66	15	5	349000	1745.0	DFT-s-OFDM BPSK	1@0	see graph	PASS
66	15	5	349000	1745.0	DFT-s-OFDM QPSK	1@0	see graph	---
66	15	5	349000	1745.0	DFT-s-OFDM QPSK	1@0	see graph	PASS
66	15	5	355500	1777.5	DFT-s-OFDM BPSK	1@0	see graph	---
66	15	5	355500	1777.5	DFT-s-OFDM BPSK	1@0	see graph	PASS
66	15	5	355500	1777.5	DFT-s-OFDM QPSK	1@0	see graph	---
66	15	5	355500	1777.5	DFT-s-OFDM QPSK	1@0	see graph	PASS
66	15	20	344000	1720.0	DFT-s-OFDM BPSK	1@0	see graph	---
66	15	20	344000	1720.0	DFT-s-OFDM BPSK	1@0	see graph	PASS
66	15	20	344000	1720.0	DFT-s-OFDM QPSK	1@0	see graph	---
66	15	20	344000	1720.0	DFT-s-OFDM QPSK	1@0	see graph	PASS
66	15	20	349000	1745.0	DFT-s-OFDM BPSK	1@0	see graph	---
66	15	20	349000	1745.0	DFT-s-OFDM BPSK	1@0	see graph	PASS
66	15	20	349000	1745.0	DFT-s-OFDM QPSK	1@0	see graph	---
66	15	20	349000	1745.0	DFT-s-OFDM QPSK	1@0	see graph	PASS

66	15	20	354000	1770.0	DFT-s-OFDM BPSK	1@0	see graph	---
66	15	20	354000	1770.0	DFT-s-OFDM BPSK	1@0	see graph	PASS
66	15	20	354000	1770.0	DFT-s-OFDM QPSK	1@0	see graph	---
66	15	20	354000	1770.0	DFT-s-OFDM QPSK	1@0	see graph	PASS
66	15	40	346000	1730.0	DFT-s-OFDM BPSK	1@0	see graph	---
66	15	40	346000	1730.0	DFT-s-OFDM BPSK	1@0	see graph	PASS
66	15	40	346000	1730.0	DFT-s-OFDM QPSK	1@0	see graph	---
66	15	40	346000	1730.0	DFT-s-OFDM QPSK	1@0	see graph	PASS
66	15	40	349000	1745.0	DFT-s-OFDM BPSK	1@0	see graph	---
66	15	40	349000	1745.0	DFT-s-OFDM BPSK	1@0	see graph	PASS
66	15	40	349000	1745.0	DFT-s-OFDM QPSK	1@0	see graph	---
66	15	40	349000	1745.0	DFT-s-OFDM QPSK	1@0	see graph	PASS
66	15	40	352000	1760.0	DFT-s-OFDM BPSK	1@0	see graph	---
66	15	40	352000	1760.0	DFT-s-OFDM BPSK	1@0	see graph	PASS
66	15	40	352000	1760.0	DFT-s-OFDM QPSK	1@0	see graph	---
66	15	40	352000	1760.0	DFT-s-OFDM QPSK	1@0	see graph	PASS

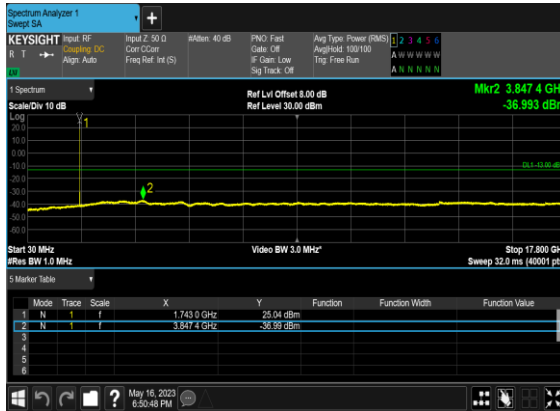
B2_N66(5M)_DFT-s-OFDM_BPSK_Edge_1RB_Left_Low_CH



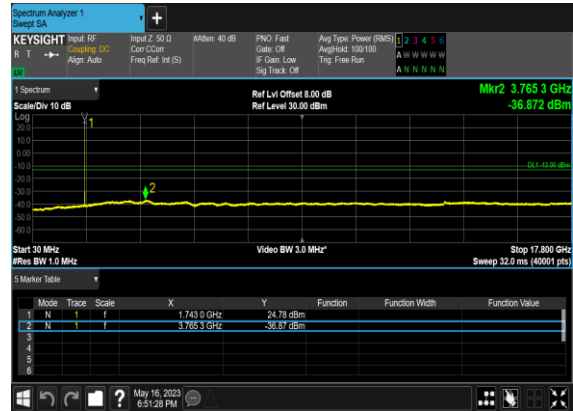
B2_N66(5M)_DFT-s-OFDM_QPSK_Edge_1RB_Left_Low_CH



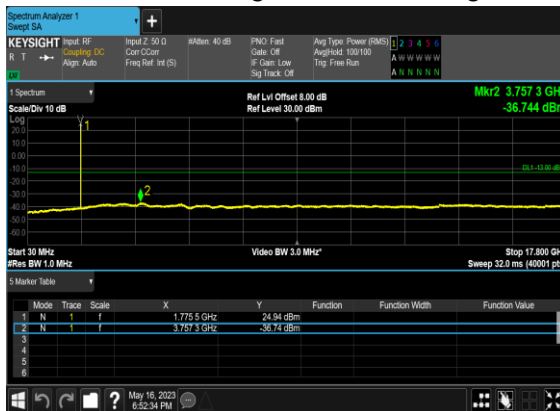
B2_N66(5M)_DFT-s-OFDM_BPSK_Edge_1RB_Left_Mid_CH



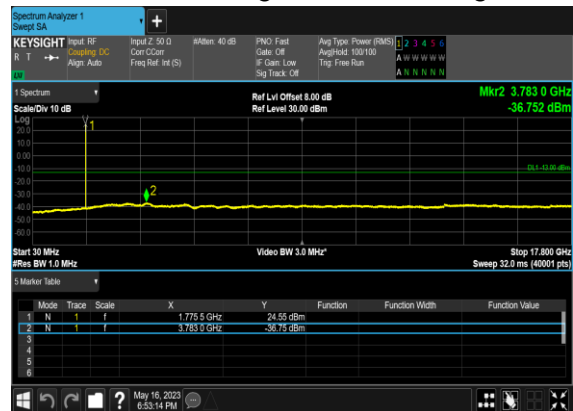
B2_N66(5M)_DFT-s-OFDM_QPSK_Edge_1RB_Left_Mid_CH



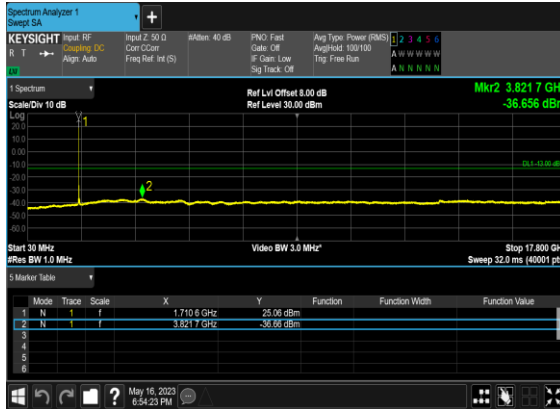
B2_N66(5M)_DFT-s-OFDM_BPSK_Edge_1RB_Left_High_CH



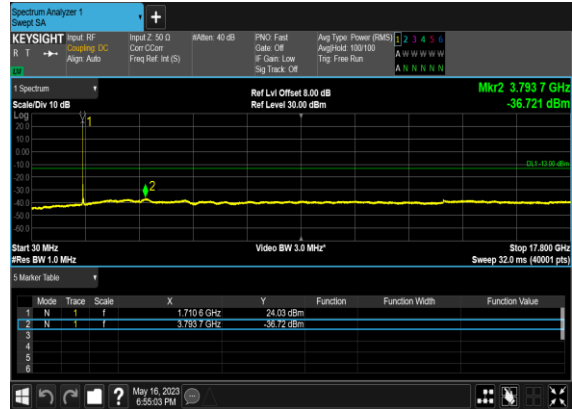
B2_N66(5M)_DFT-s-OFDM_QPSK_Edge_1RB_Left_High_CH



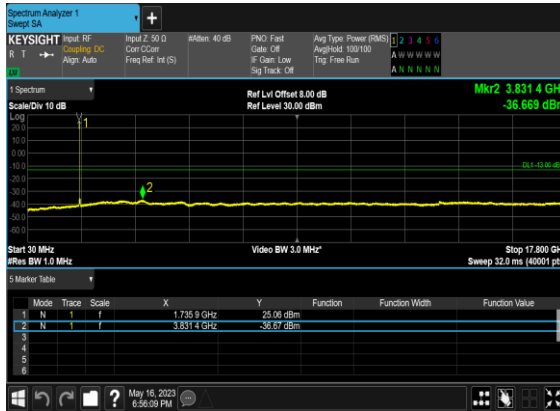
B2_N66(20M)_DFT-s-OFDM_BPSK_Edge_1RB_Left_Low_CH



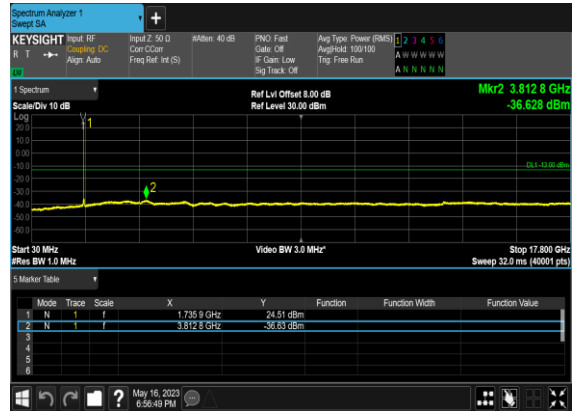
B2_N66(20M)_DFT-s-OFDM_QPSK_Edge_1RB_Left_Low_CH



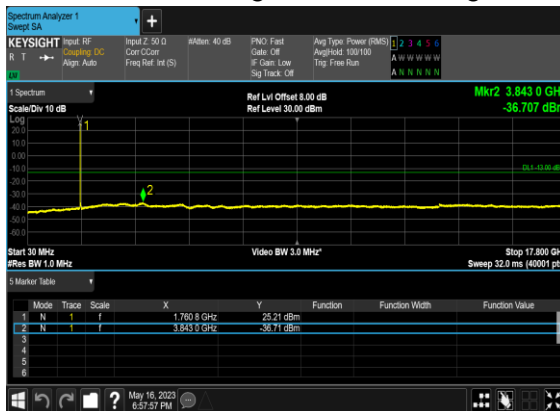
B2_N66(20M)_DFT-s-OFDM_BPSK_Edge_1RB_Left_Mid_CH



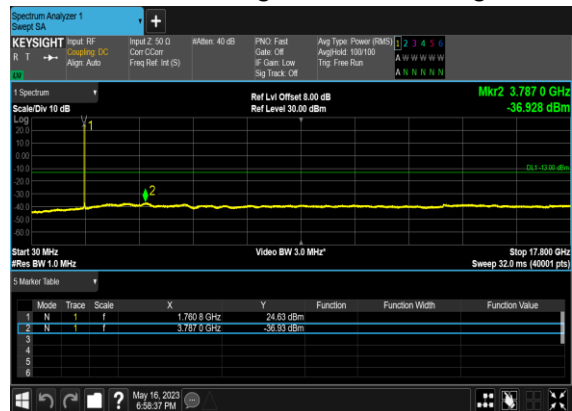
B2_N66(20M)_DFT-s-OFDM_QPSK_Edge_1RB_Left_Mid_CH



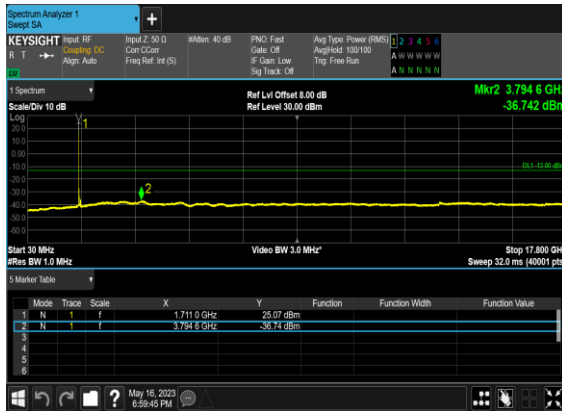
B2_N66(20M)_DFT-s-OFDM_BPSK_Edge_1RB_Left_High_CH



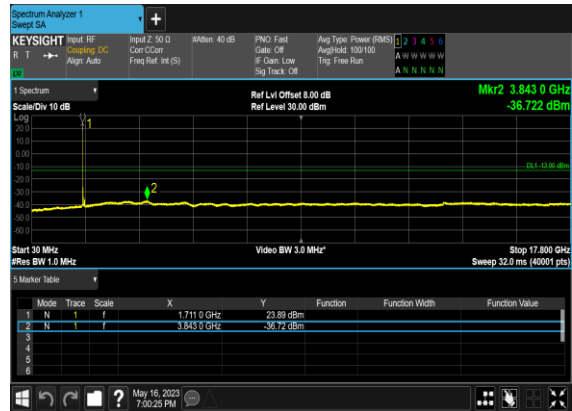
B2_N66(20M)_DFT-s-OFDM_QPSK_Edge_1RB_Left_High_CH



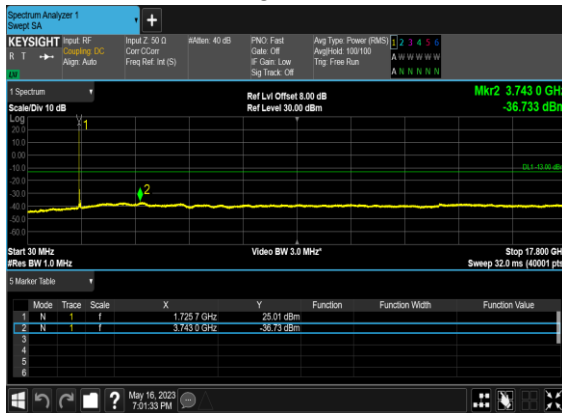
B2_N66(40M)_DFT-s-OFDM_BPSK_Edge_1RB_Left_Low_CH



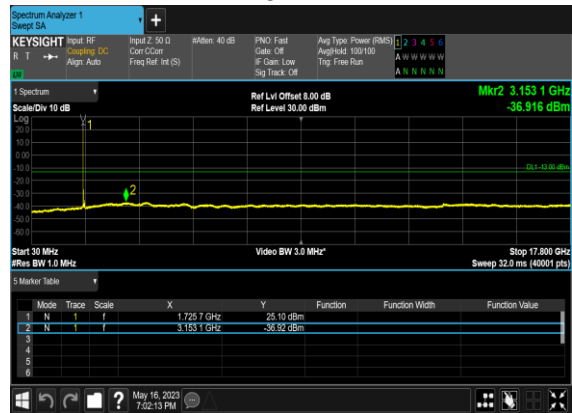
B2_N66(40M)_DFT-s-OFDM_QPSK_Edge_1RB_Left_Low_CH



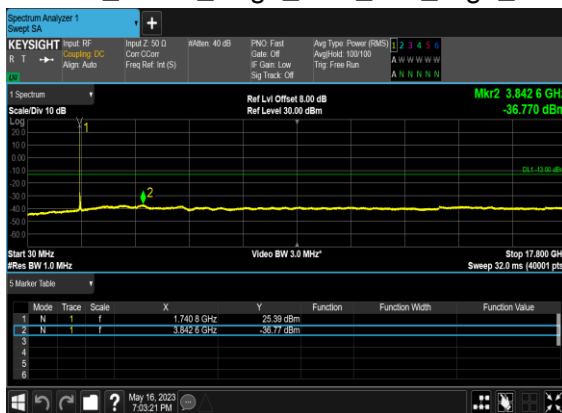
B2_N66(40M)_DFT-s-OFDM_BPSK_Edge_1RB_Left_Mid_CH



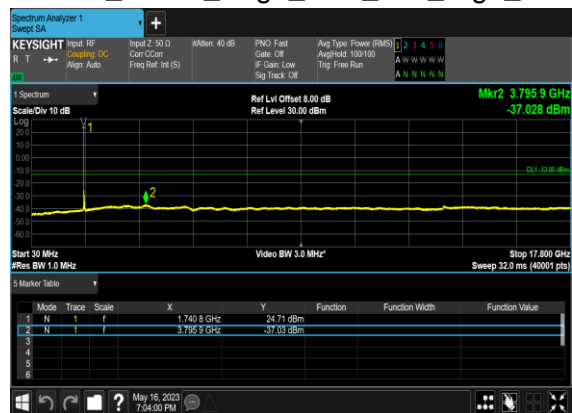
B2_N66(40M)_DFT-s-OFDM_QPSK_Edge_1RB_Left_Mid_CH



B2_N66(40M)_DFT-s-OFDM_BPSK_Edge_1RB_Left_High_CH



B2_N66(40M)_DFT-s-OFDM_QPSK_Edge_1RB_Left_High_CH



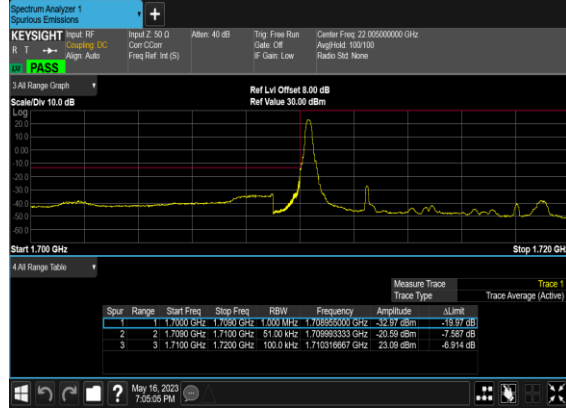
Conducted Band Edge

NR Band	SCS (kHz)	Bandwidth (MHz)	Arfcn	Freq (MHz)	Modulation	RB	Result	Verdict
66	15	5	342500	1712.5	DFT-s-OFDM BPSK	1@0	see graph	PASS
66	15	5	342500	1712.5	DFT-s-OFDM QPSK	1@0	see graph	PASS
66	15	5	342500	1712.5	DFT-s-OFDM BPSK	25@0	see graph	PASS
66	15	5	342500	1712.5	DFT-s-OFDM QPSK	25@0	see graph	PASS
66	15	5	355500	1777.5	DFT-s-OFDM BPSK	1@24	see graph	PASS
66	15	5	355500	1777.5	DFT-s-OFDM QPSK	1@24	see graph	PASS
66	15	5	355500	1777.5	DFT-s-OFDM BPSK	25@0	see graph	PASS
66	15	5	355500	1777.5	DFT-s-OFDM QPSK	25@0	see graph	PASS
66	15	20	344000	1720.0	DFT-s-OFDM BPSK	1@0	see graph	PASS
66	15	20	344000	1720.0	DFT-s-OFDM QPSK	1@0	see graph	PASS
66	15	20	344000	1720.0	DFT-s-OFDM BPSK	100@0	see graph	PASS
66	15	20	344000	1720.0	DFT-s-OFDM QPSK	100@0	see graph	PASS
66	15	20	354000	1770.0	DFT-s-OFDM BPSK	1@105	see graph	PASS
66	15	20	354000	1770.0	DFT-s-OFDM QPSK	1@105	see graph	PASS
66	15	20	354000	1770.0	DFT-s-OFDM BPSK	100@0	see graph	PASS
66	15	20	354000	1770.0	DFT-s-OFDM QPSK	100@0	see graph	PASS
66	15	40	346000	1730.0	DFT-s-OFDM BPSK	1@0	see graph	PASS
66	15	40	346000	1730.0	DFT-s-OFDM QPSK	1@0	see graph	PASS
66	15	40	346000	1730.0	DFT-s-OFDM BPSK	216@0	see graph	PASS
66	15	40	346000	1730.0	DFT-s-OFDM QPSK	216@0	see graph	PASS
66	15	40	352000	1760.0	DFT-s-OFDM BPSK	1@215	see graph	PASS
66	15	40	352000	1760.0	DFT-s-OFDM QPSK	1@215	see graph	PASS
66	15	40	352000	1760.0	DFT-s-OFDM BPSK	216@0	see graph	PASS
66	15	40	352000	1760.0	DFT-s-OFDM QPSK	216@0	see graph	PASS

B2_N66(5M)_DFT-s-
OFDM_BPSK_Edge_1RB_Left_Low_CH



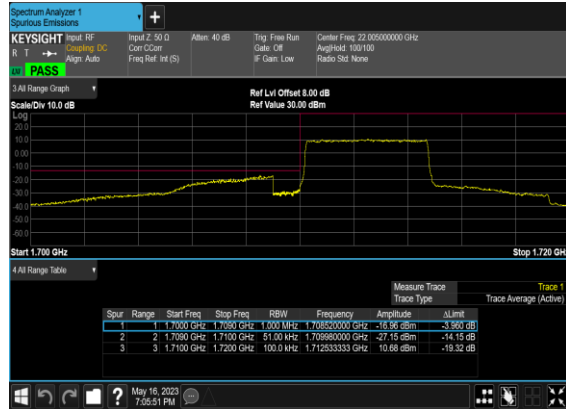
B2_N66(5M)_DFT-s-
OFDM_QPSK_Edge_1RB_Left_Low_CH



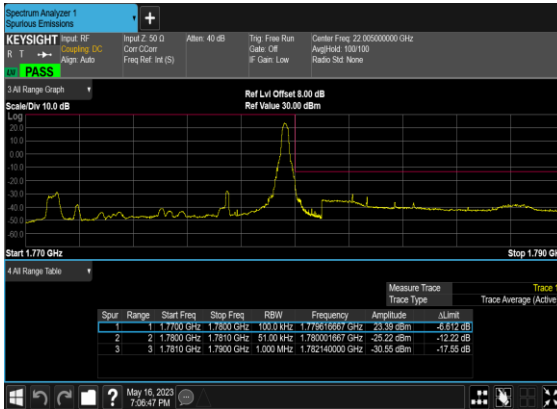
B2_N66(5M)_DFT-s-
OFDM_BPSK_Outer_Full_Low_CH



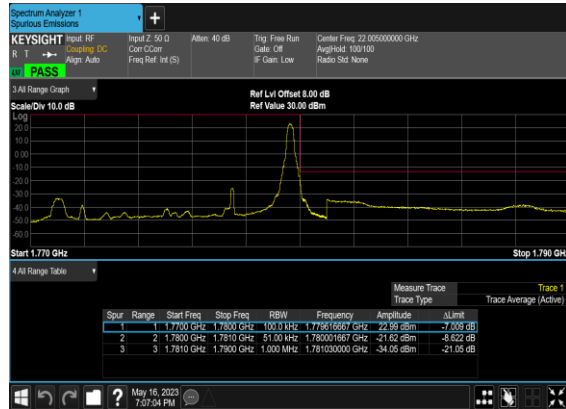
B2_N66(5M)_DFT-s-
OFDM_QPSK_Outer_Full_Low_CH



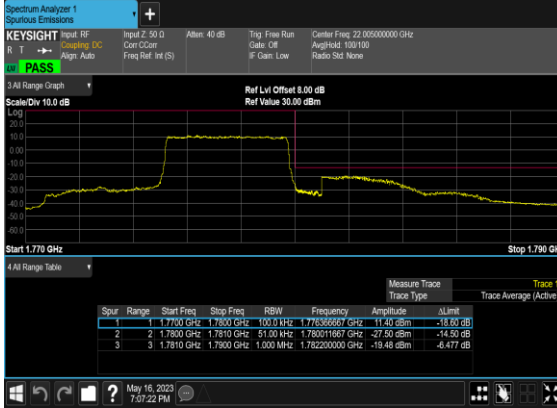
B2_N66(5M)_DFT-s-
OFDM_BPSK_Edge_1RB_Right_High_CH



B2_N66(5M)_DFT-s-
OFDM_QPSK_Edge_1RB_Right_High_CH



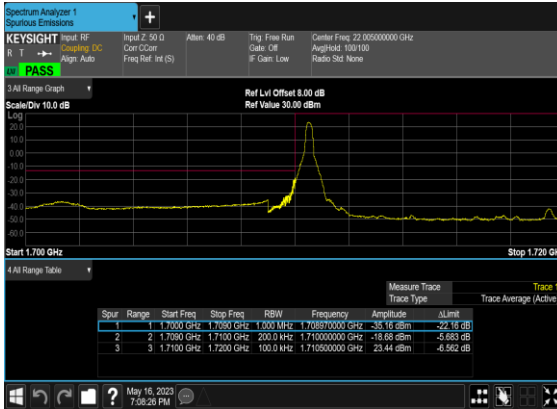
B2_N66(5M)_DFT-s-OFDM_BPSK_Outer_Full_High_CH



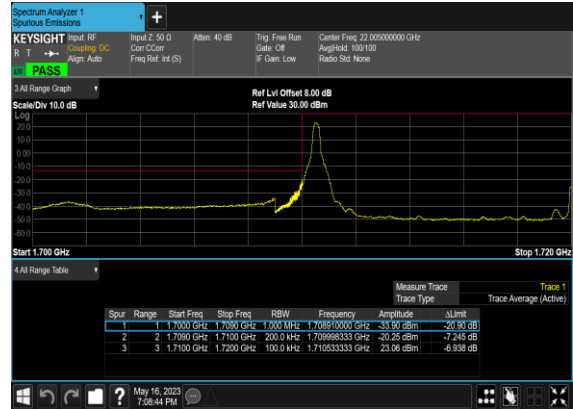
B2_N66(5M)_DFT-s-OFDM_QPSK_Outer_Full_High_CH



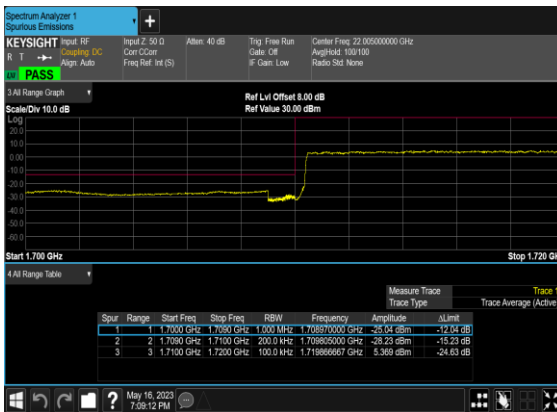
B2_N66(20M)_DFT-s-OFDM_BPSK_Edge_1RB_Left_Low_CH



B2_N66(20M)_DFT-s-OFDM_QPSK_Edge_1RB_Left_Low_CH



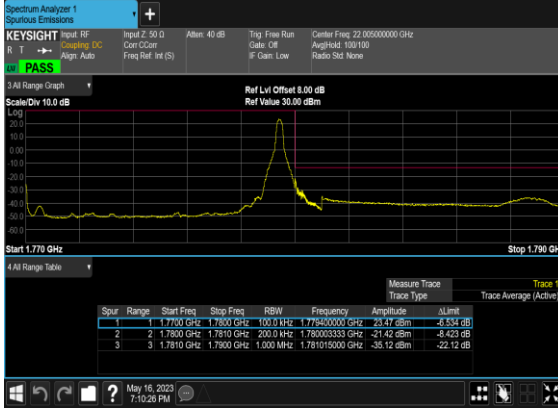
B2_N66(20M)_DFT-s-OFDM_BPSK_Outer_Full_Low_CH



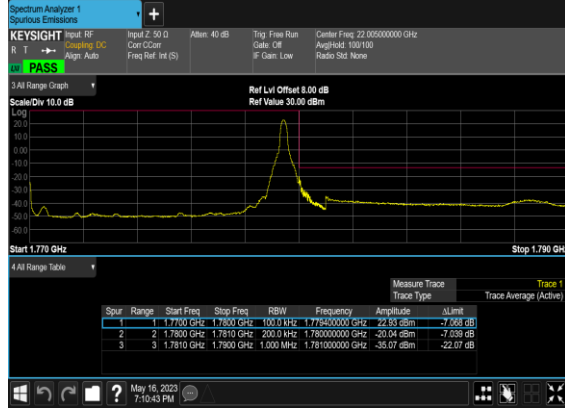
B2_N66(20M)_DFT-s-OFDM_QPSK_Outer_Full_Low_CH



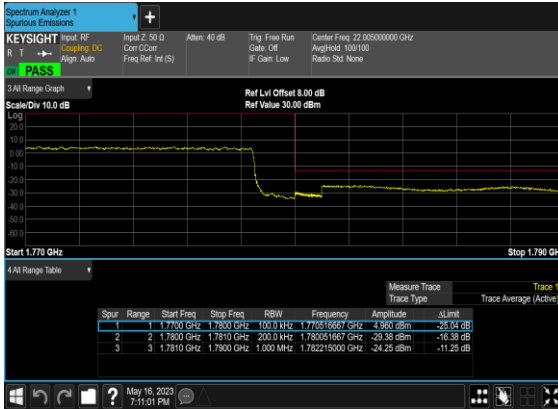
B2_N66(20M)_DFT-s-OFDM_BPSK_Edge_1RB_Right_High_CH



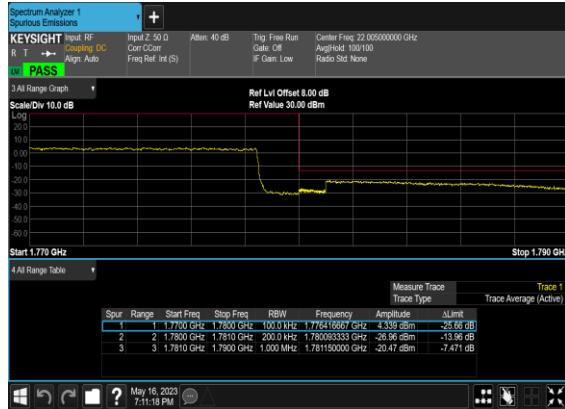
B2_N66(20M)_DFT-s-OFDM_QPSK_Edge_1RB_Right_High_CH



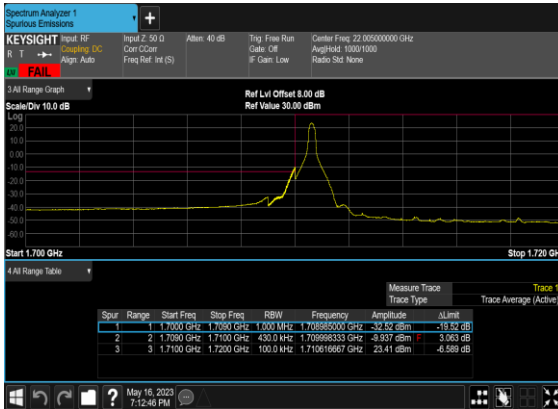
B2_N66(20M)_DFT-s-OFDM_BPSK_Outer_Full_High_CH



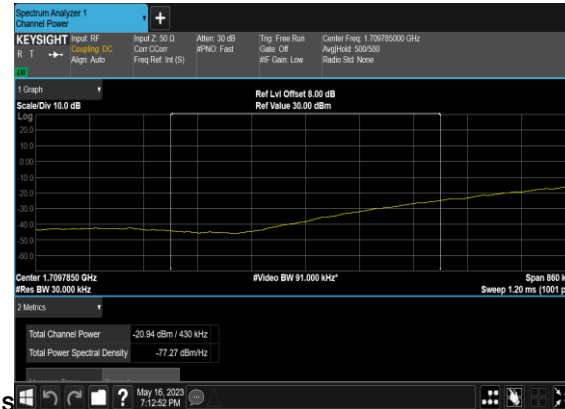
B2_N66(20M)_DFT-s-OFDM_QPSK_Outer_Full_High_CH



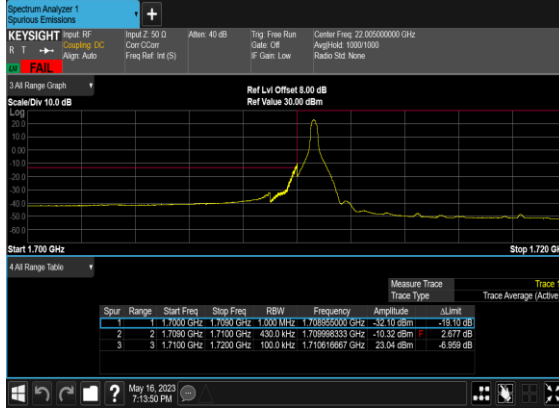
B2_N66(40M)_DFT-s-OFDM_BPSK_Edge_1RB_Left_Low_CH



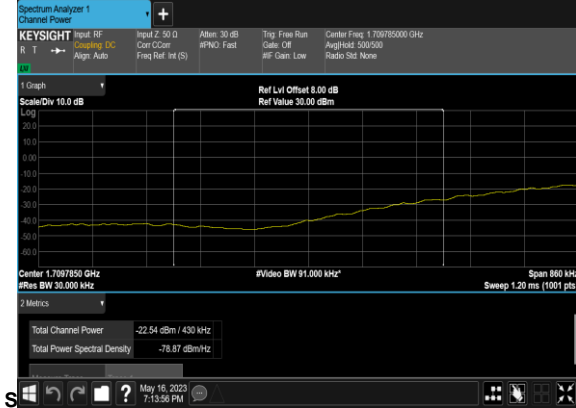
B2_N66(40M)_DFT-s-OFDM_BPSK_Edge_1RB_Left_Low_CH_CHP_PAS



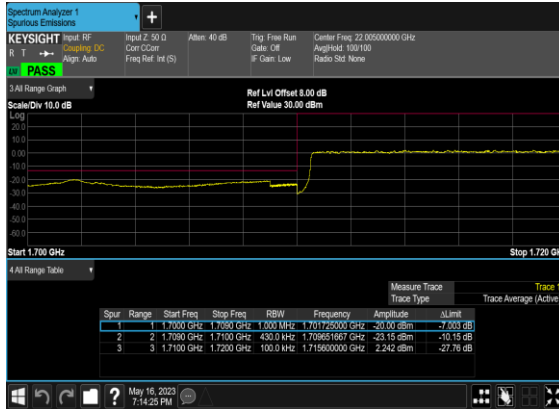
B2_N66(40M)_DFT-s-OFDM_QPSK_Edge_1RB_Left_Low_CH



B2_N66(40M)_DFT-s-OFDM_QPSK_Edge_1RB_Left_Low_CH_CHP_PAS



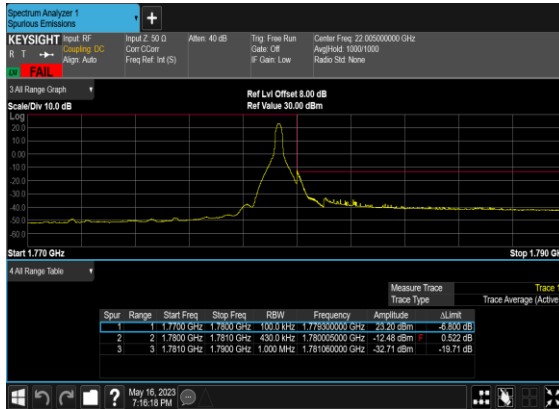
B2_N66(40M)_DFT-s-OFDM_BPSK_Outer_Full_Low_CH



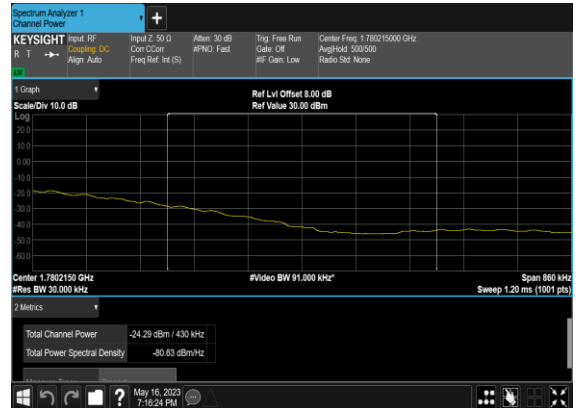
B2_N66(40M)_DFT-s-OFDM_QPSK_Outer_Full_Low_CH



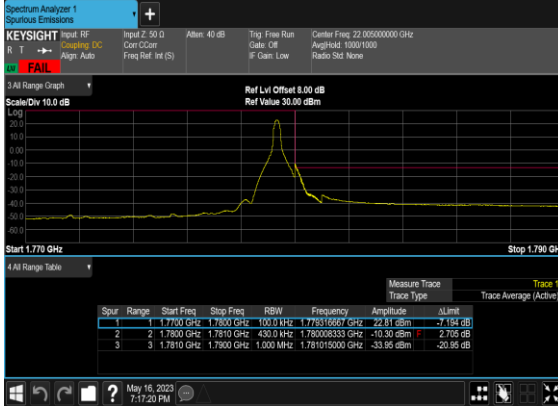
B2_N66(40M)_DFT-s-OFDM_BPSK_Edge_1RB_Right_High_CH



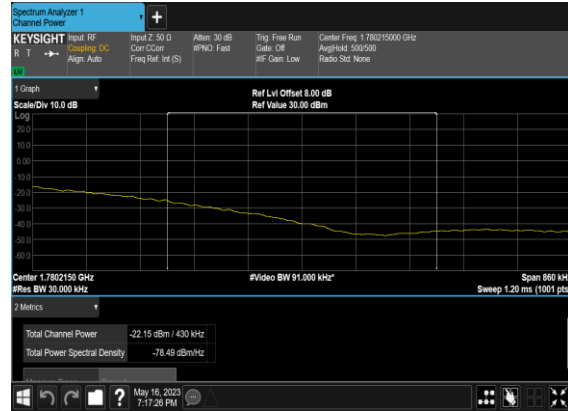
B2_N66(40M)_DFT-s-OFDM_BPSK_Edge_1RB_Right_High_CH_CHP_PASS



B2_N66(40M)_DFT-s-OFDM_QPSK_Edge_1RB_Right_High_CH



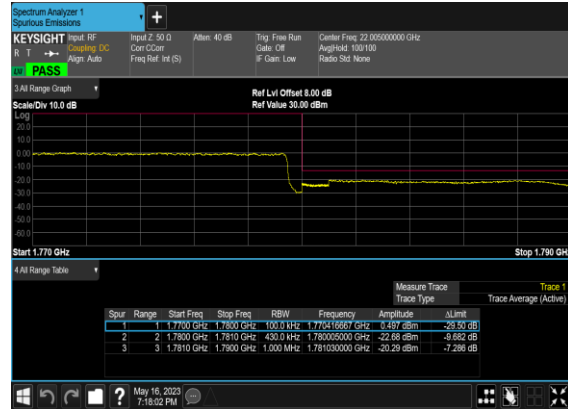
B2_N66(40M)_DFT-s-OFDM_QPSK_Edge_1RB_Right_High_CH_CHP_P ASS



B2_N66(40M)_DFT-s-OFDM_BPSK_Outer_Full_High_CH



B2_N66(40M)_DFT-s-OFDM_QPSK_Outer_Full_High_CH





Appendix B. Test Results of Radiated Test

Radiated Spurious Emission

Test Engineer :	Carl Ni	Temperature :	23~25°C
		Relative Humidity :	41~42%

RSE Pre-scanned harmonic for the different antenna combinations, we choose the worst antenna mode to perform final test.

SA n5 / NR 20MHz / QPSK / ANT0(NR)								
Channel	Frequency (MHz)	ERP (dBm)	Limit (dBm)	Over Limit (dB)	S.G. Power (dBm)	TX Cable loss (dB)	TX Antenna Gain (dBi)	Polarization (H/V)
Middle	1656	-62.73	-13	-49.73	-69.70	1.58	10.70	H
	2480	-57.56	-13	-44.56	-65.81	2.102	12.50	H
	3312	-58.56	-13	-45.56	-67.45	2.856	13.90	H
	1656	-61.20	-13	-48.20	-68.17	1.58	10.70	V
	2480	-55.92	-13	-42.92	-64.17	2.10	12.50	V
	3312	-58.05	-13	-45.05	-66.94	2.86	13.90	V

Remark: Spurious emissions within 30-1000MHz were found more than 20dB below limit line.

EN-DC_7A_n5A / LTE 10MHz + NR 20MHz / QPSK / ANT0(LTE) & ANT1(NR)								
Channel	Frequency (MHz)	ERP (dBm)	Limit (dBm)	Over Limit (dB)	S.G. Power (dBm)	TX Cable loss (dB)	TX Antenna Gain (dBi)	Polarization (H/V)
Middle	1656	-63.88	-13	-50.88	-70.85	1.58	10.70	H
	2480	-60.81	-13	-47.81	-69.06	2.102	12.50	H
	3312	-60.70	-13	-47.70	-69.59	2.856	13.90	H
	1656	-62.55	-13	-49.55	-69.52	1.58	10.70	V
	2480	-55.93	-13	-42.93	-64.18	2.10	12.50	V
	3312	-60.96	-13	-47.96	-69.85	2.86	13.90	V

Remark: Spurious emissions within 30-1000MHz were found more than 20dB below limit line.

SA n7 / NR 50MHz / QPSK / ANT4(NR)								
Channel	Frequency (MHz)	EIRP (dBm)	Limit (dBm)	Over Limit (dB)	S.G. Power (dBm)	TX Cable loss (dB)	TX Antenna Gain (dBi)	Polarization (H/V)
Middle	5036	-63.31	-25	-38.31	-73.52	3.03	13.24	H
	7556	-62.04	-25	-37.04	-71.49	3.56	13.01	H
	10062	-61.78	-25	-36.78	-71.30	3.92	13.44	H
	5036	-62.90	-25	-37.90	-73.11	3.03	13.24	V
	7556	-61.80	-25	-36.80	-71.25	3.56	13.01	V
	10062	-61.74	-25	-36.74	-71.26	3.92	13.44	V

Remark: Spurious emissions within 30-1000MHz were found more than 20dB below limit line.



EN-DC_66A_n7A / LTE 10MHz + NR 50MHz / QPSK / ANT3(LTE) & ANT4(NR)								
Channel	Frequency (MHz)	EIRP (dBm)	Limit (dBm)	Over Limit (dB)	S.G. Power (dBm)	TX Cable loss (dB)	TX Antenna Gain (dBi)	Polarization (H/V)
Middle	5022	-62.69	-25	-37.69	-72.90	3.03	13.24	H
	7542	-61.58	-25	-36.58	-71.03	3.56	13.01	H
	10048	-62.15	-25	-37.15	-71.67	3.92	13.44	H
	12554	-57.74	-25	-32.74	-68.11	4.77	15.14	H
	5022	-62.96	-25	-37.96	-73.17	3.03	13.24	V
	7542	-61.65	-25	-36.65	-71.10	3.56	13.01	V
	10048	-62.13	-25	-37.13	-71.65	3.92	13.44	V
	12554	-54.47	-25	-29.47	-64.84	4.77	15.14	V

Remark: Spurious emissions within 30-1000MHz were found more than 20dB below limit line.

EN-DC_66A_n38A / LTE 10MHz + NR 40MHz / QPSK / ANT3(LTE) & ANT4(NR)								
Channel	Frequency (MHz)	EIRP (dBm)	Limit (dBm)	Over Limit (dB)	S.G. Power (dBm)	TX Cable loss (dB)	TX Antenna Gain (dBi)	Polarization (H/V)
Middle	5148	-63.01	-25	-38.01	-73.22	3.03	13.24	H
	7724	-61.76	-25	-36.76	-71.21	3.56	13.01	H
	10314	-61.43	-25	-36.43	-70.95	3.92	13.44	H
	5148	-62.91	-25	-37.91	-73.12	3.03	13.24	V
	7724	-61.85	-25	-36.85	-71.30	3.56	13.01	V
	10314	-61.12	-25	-36.12	-70.64	3.92	13.44	V

Remark: Spurious emissions within 30-1000MHz were found more than 20dB below limit line.

SA n41 / NR 100MHz / QPSK / ANT4(NR)								
Channel	Frequency (MHz)	EIRP (dBm)	Limit (dBm)	Over Limit (dB)	S.G. Power (dBm)	TX Cable loss (dB)	TX Antenna Gain (dBi)	Polarization (H/V)
Middle	5092	-63.02	-25	-38.02	-73.23	3.03	13.24	H
	7640	-62.06	-25	-37.06	-71.51	3.56	13.01	H
	10188	-61.27	-25	-36.27	-70.79	3.92	13.44	H
	12722	-57.02	-25	-32.02	-67.39	4.77	15.14	H
	5092	-62.55	-25	-37.55	-72.76	3.03	13.24	V
	7640	-61.79	-25	-36.79	-71.24	3.56	13.01	V
	10188	-61.40	-25	-36.40	-70.92	3.92	13.44	V
	12722	-54.97	-25	-29.97	-65.34	4.77	15.14	V

Remark: Spurious emissions within 30-1000MHz were found more than 20dB below limit line.



EN-DC_66A_n41A / LTE 10MHz + NR 100MHz / QPSK / ANT3(LTE) & ANT4(NR)								
Channel	Frequency (MHz)	EIRP (dBm)	Limit (dBm)	Over Limit (dB)	S.G. Power (dBm)	TX Cable loss (dB)	TX Antenna Gain (dBi)	Polarization (H/V)
Highest	5092	-63.10	-25	-38.10	-73.31	3.03	13.24	H
	7640	-61.71	-25	-36.71	-71.16	3.56	13.01	H
	10188	-61.44	-25	-36.44	-70.96	3.92	13.44	H
	12736	-58.71	-25	-33.71	-69.08	4.77	15.14	H
	5092	-63.05	-25	-38.05	-73.26	3.03	13.24	V
	7640	-62.09	-25	-37.09	-71.54	3.56	13.01	V
	10188	-60.55	-25	-35.55	-70.07	3.92	13.44	V
	12736	-54.80	-25	-29.80	-65.17	4.77	15.14	V

Remark: Spurious emissions within 30-1000MHz were found more than 20dB below limit line.

SA n66 / NR 40MHz / QPSK / ANT4(NR)								
Channel	Frequency (MHz)	EIRP (dBm)	Limit (dBm)	Over Limit (dB)	S.G. Power (dBm)	TX Cable loss (dB)	TX Antenna Gain (dBi)	Polarization (H/V)
Highest	3450	-57.91	-13	-44.91	-68.65	2.604	13.34	H
	5175	-55.27	-13	-42.27	-65.78	3.011	13.52	H
	6915	-54.52	-13	-41.52	-64.72	3.271	13.47	H
	3450	-57.92	-13	-44.92	-68.66	2.604	13.34	V
	5175	-55.13	-13	-42.13	-65.64	3.011	13.52	V
	6915	-54.29	-13	-41.29	-64.49	3.271	13.47	V

Remark: Spurious emissions within 30-1000MHz were found more than 20dB below limit line.

EN-DC_7A_n66A / LTE 10MHz + NR 40MHz / QPSK / ANT2(LTE) & ANT3(NR)								
Channel	Frequency (MHz)	EIRP (dBm)	Limit (dBm)	Over Limit (dB)	S.G. Power (dBm)	TX Cable loss (dB)	TX Antenna Gain (dBi)	Polarization (H/V)
Highest	3450	-57.64	-13	-44.64	-68.38	2.604	13.34	H
	5175	-55.04	-13	-42.04	-65.55	3.011	13.52	H
	6915	-54.46	-13	-41.46	-64.66	3.271	13.47	H
	3450	-57.22	-13	-44.22	-67.96	2.604	13.34	V
	5175	-54.86	-13	-41.86	-65.37	3.011	13.52	V
	6915	-54.48	-13	-41.48	-64.68	3.271	13.47	V

Remark: Spurious emissions within 30-1000MHz were found more than 20dB below limit line.