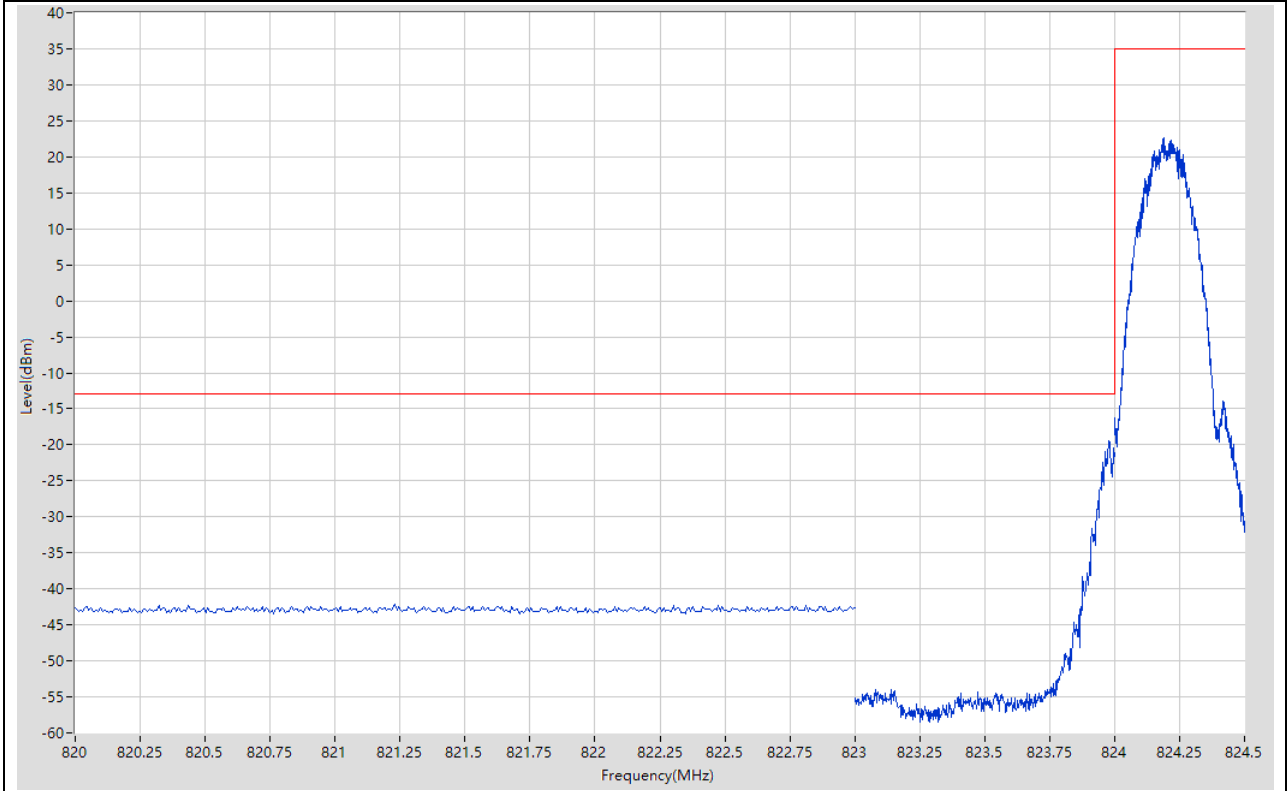


# Annex A.6 Band Edge

# 1. GSM\_GSM850

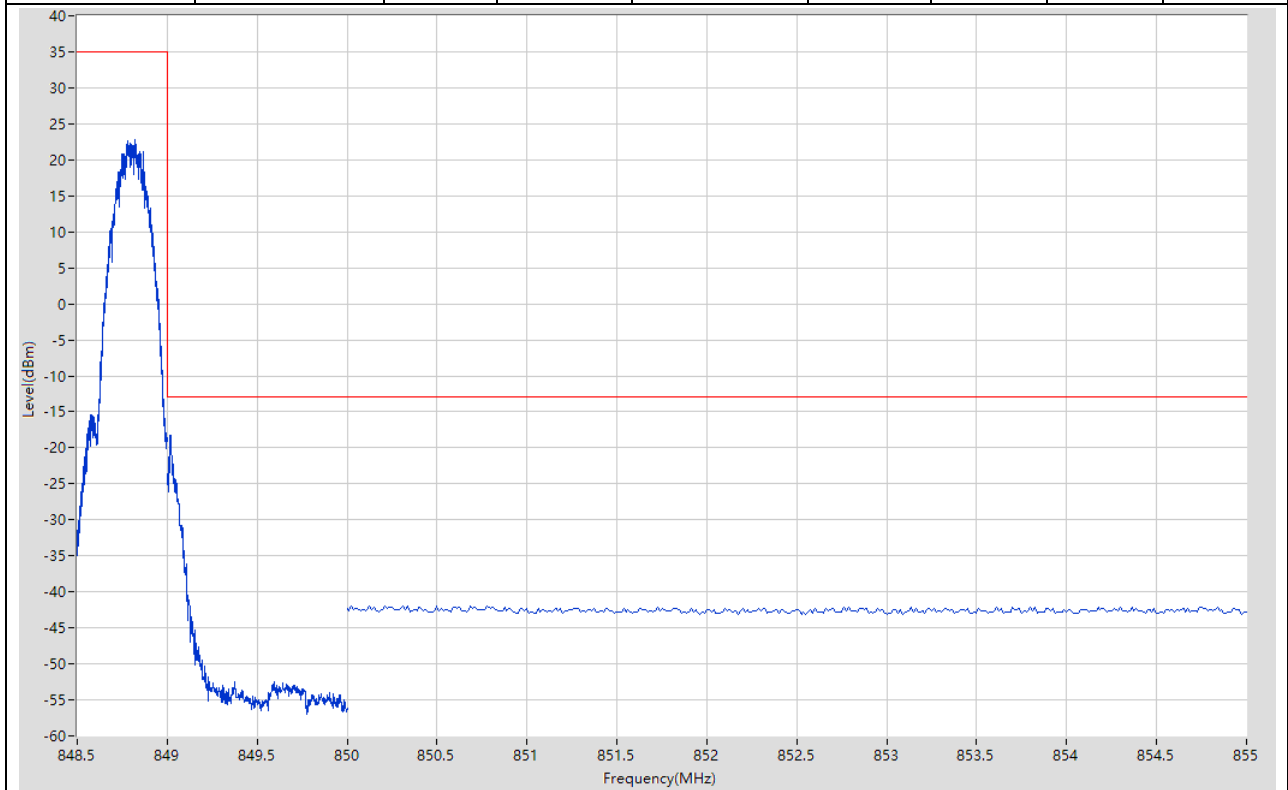
## 1.1. GSM Band Edge\_Part22-24(NTNV)(Channel:128)

Start Frequency (MHz)	Stop Frequency (MHz)	RBW (MHz)	Detector	Frequency (MHz)	Power (dBm)	Limit (dBm)	Verdict	Sweep Point
820	823	0.1	RMS	821.23	-42.22	-13	Pass	401
823	824	0.003	RMS	823.978	-19.44	-13	Pass	401
824	824.5	0.01	RMS	824.189	22.7	35	Pass	401



## 1.2. GSM Band Edge\_Part22-24(NTNV)(Channel:251)

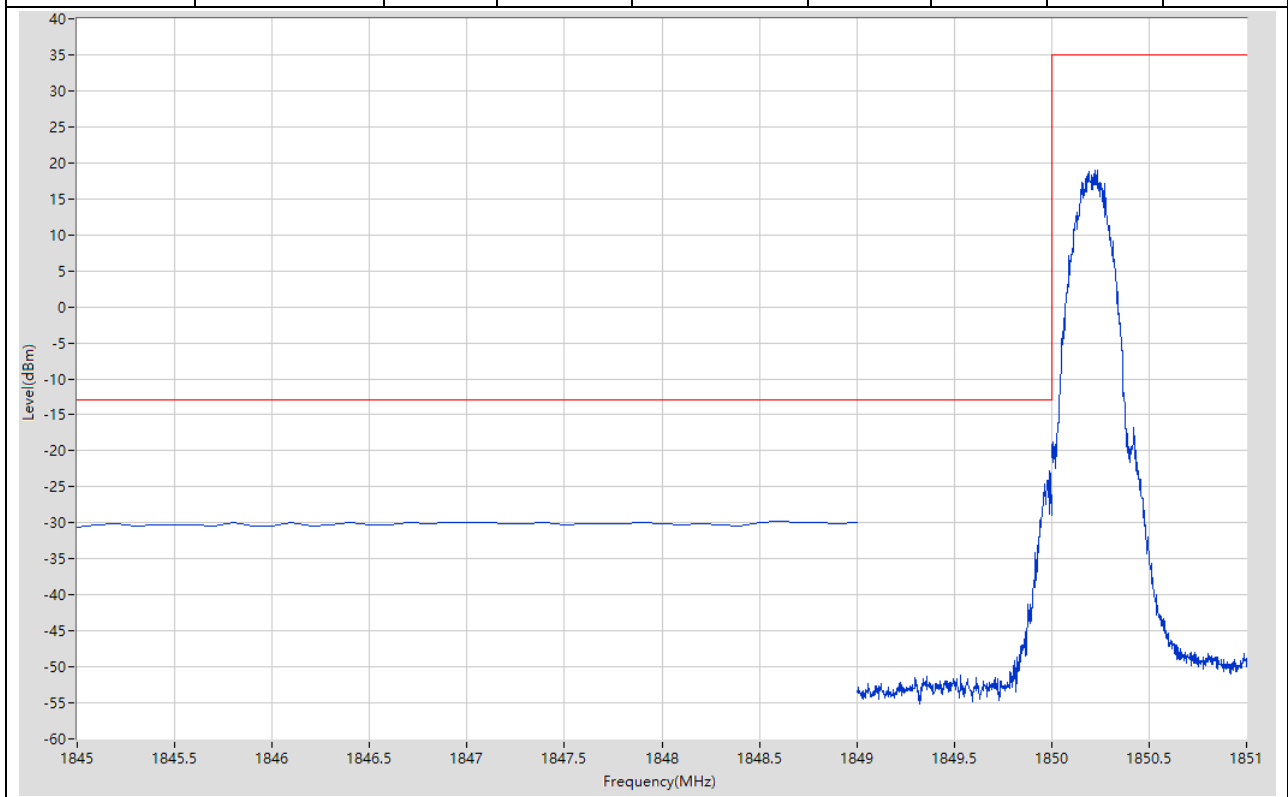
Start Frequency (MHz)	Stop Frequency (MHz)	RBW (MHz)	Detector	Frequency (MHz)	Power (dBm)	Limit (dBm)	Verdict	Sweep Point
848.5	849	0.01	RMS	848.823	22.77	35	Pass	401
849	850	0.003	RMS	849.023	-18.22	-13	Pass	401
850	855	0.1	RMS	850.213	-41.92	-13	Pass	401



## 2. GSM\_PCS

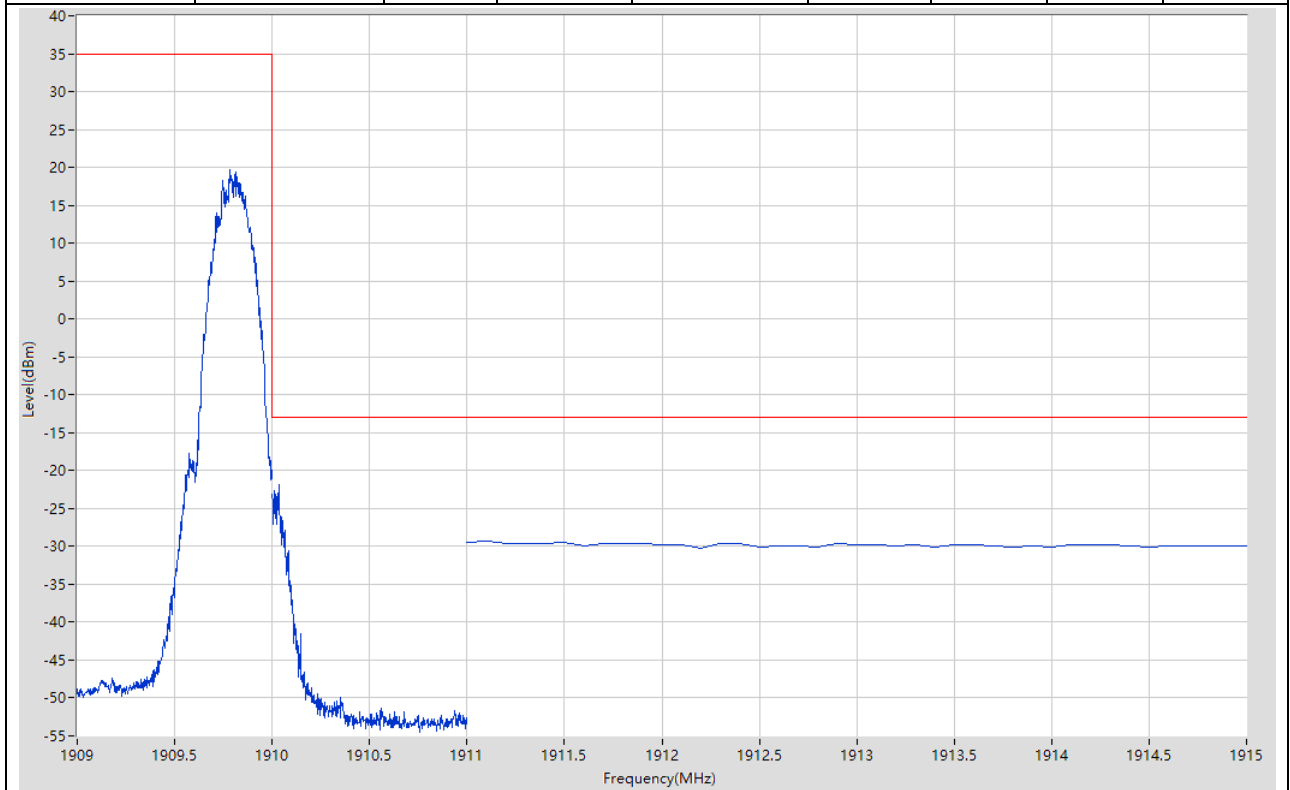
### 2.1. GSM Band Edge\_Part22-24(NTNV)(Channel:512)

Start Frequency (MHz)	Stop Frequency (MHz)	RBW (MHz)	Detector	Frequency (MHz)	Power (dBm)	Limit (dBm)	Verdict	Sweep Point
1845	1849	1	RMS	1848.6	-29.86	-13	Pass	41
1849	1850	0.003	RMS	1849.988	-22.74	-13	Pass	401
1850	1851	0.01	RMS	1850.22	18.96	35	Pass	401



## 2.2. GSM Band Edge\_Part22-24(NTNV)(Channel:810)

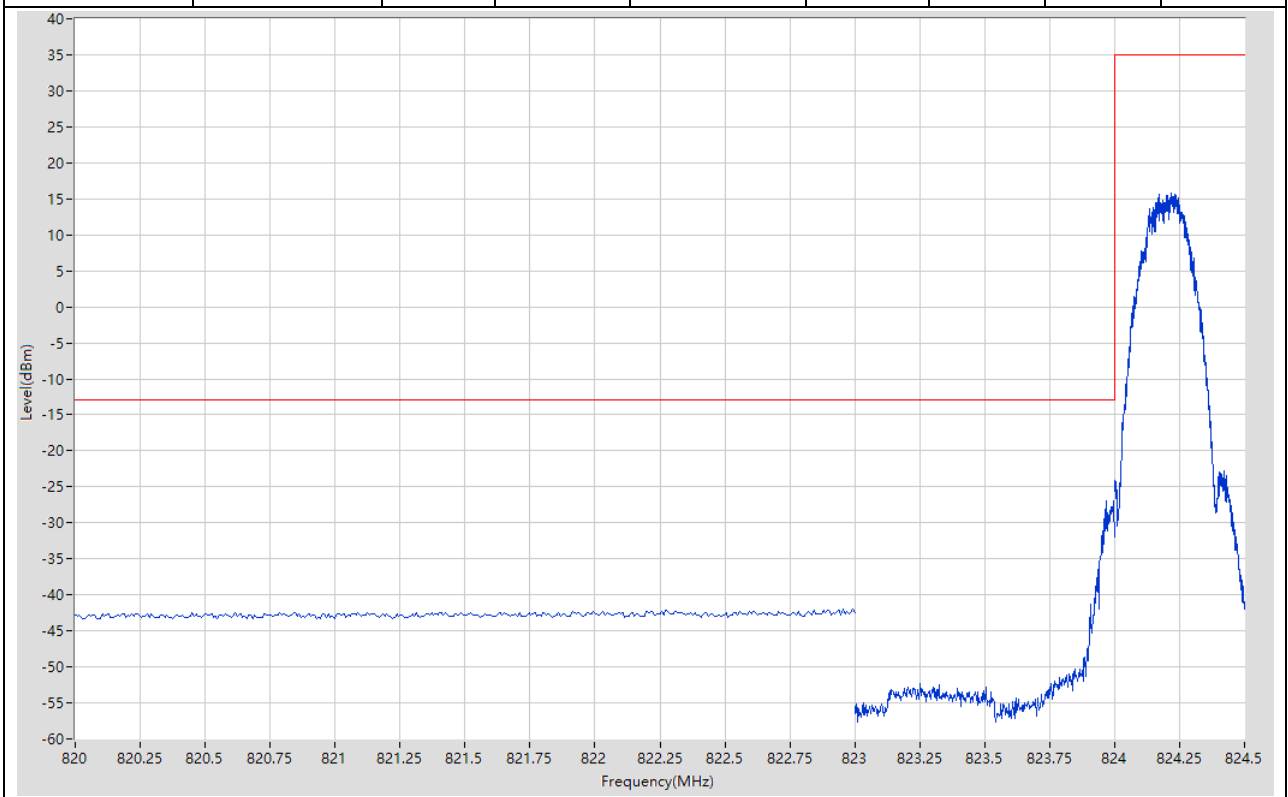
Start Frequency (MHz)	Stop Frequency (MHz)	RBW (MHz)	Detector	Frequency (MHz)	Power (dBm)	Limit (dBm)	Verdict	Sweep Point
1909	1910	0.01	RMS	1909.785	19.66	35	Pass	401
1910	1911	0.003	RMS	1910.035	-21.83	-13	Pass	401
1911	1915	1	RMS	1911.1	-29.35	-13	Pass	41



### 3. EGPRS\_GSM850

#### 3.1. EGPRS Band Edge\_Part22-24(NTNV)(Channel:128)

Start Frequency (MHz)	Stop Frequency (MHz)	RBW (MHz)	Detector	Frequency (MHz)	Power (dBm)	Limit (dBm)	Verdict	Sweep Point
820	823	0.1	RMS	822.955	-41.99	-13	Pass	401
823	824	0.003	RMS	823.97	-26.95	-13	Pass	401
824	824.5	0.01	RMS	824.219	15.79	35	Pass	401



### 3.2. EGPRS Band Edge\_Part22-24(NTNV)(Channel:251)

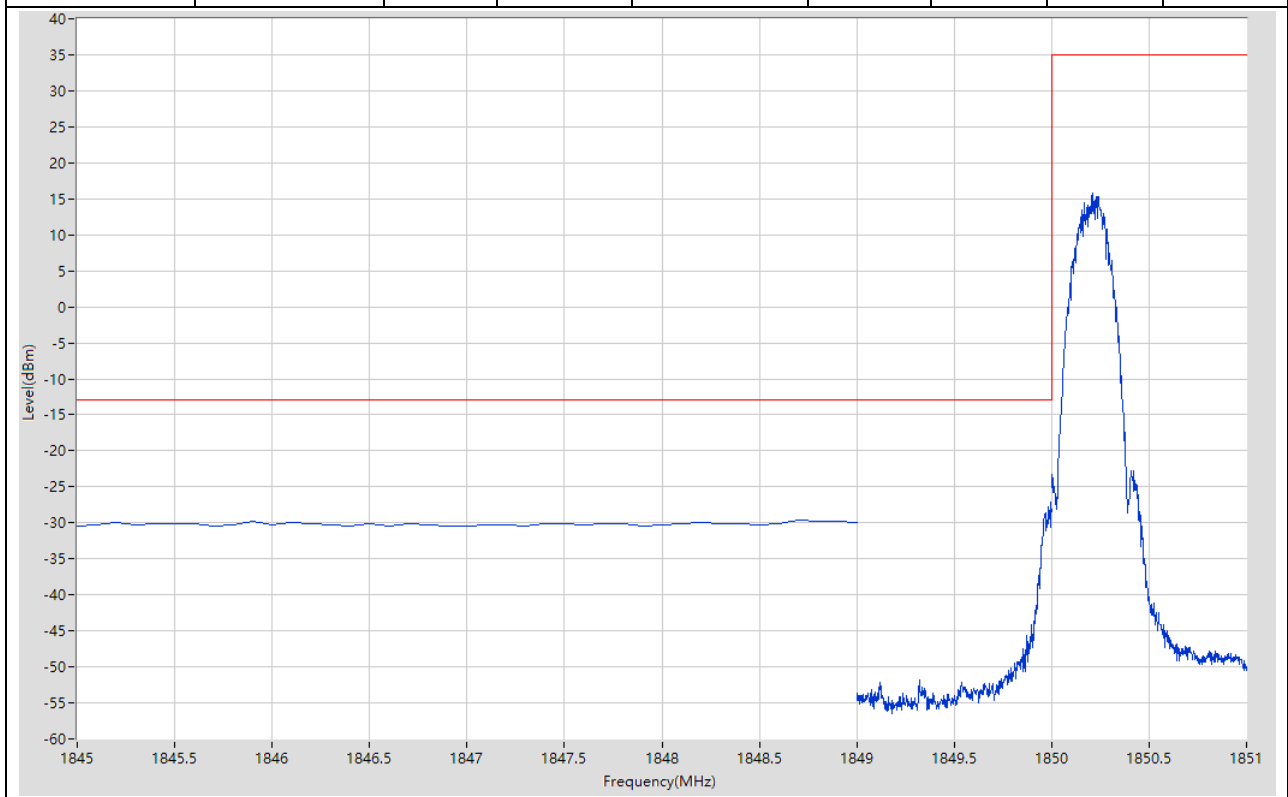
Start Frequency (MHz)	Stop Frequency (MHz)	RBW (MHz)	Detector	Frequency (MHz)	Power (dBm)	Limit (dBm)	Verdict	Sweep Point
848.5	849	0.01	RMS	848.823	16.5	35	Pass	401
849	850	0.003	RMS	849.003	-27.76	-13	Pass	401
850	855	0.1	RMS	850	-41.83	-13	Pass	401



## 4. EGPRS\_PCS

### 4.1. EGPRS Band Edge\_Part22-24(NTNV)(Channel:512)

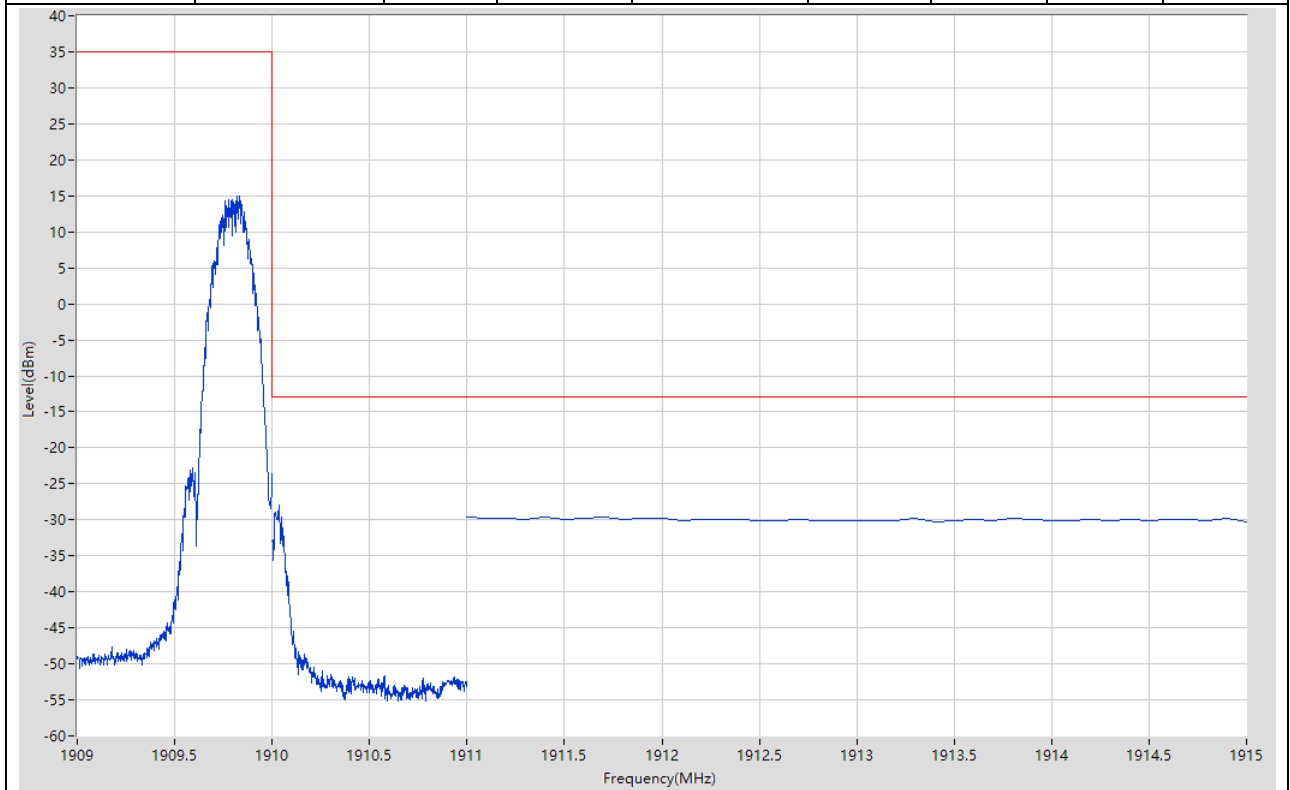
Start Frequency (MHz)	Stop Frequency (MHz)	RBW (MHz)	Detector	Frequency (MHz)	Power (dBm)	Limit (dBm)	Verdict	Sweep Point
1845	1849	1	RMS	1848.7	-29.61	-13	Pass	41
1849	1850	0.003	RMS	1849.993	-27.16	-13	Pass	401
1850	1851	0.01	RMS	1850.213	15.86	35	Pass	401





#### 4.2. EGPRS Band Edge\_Part22-24(NTNV)(Channel:810)

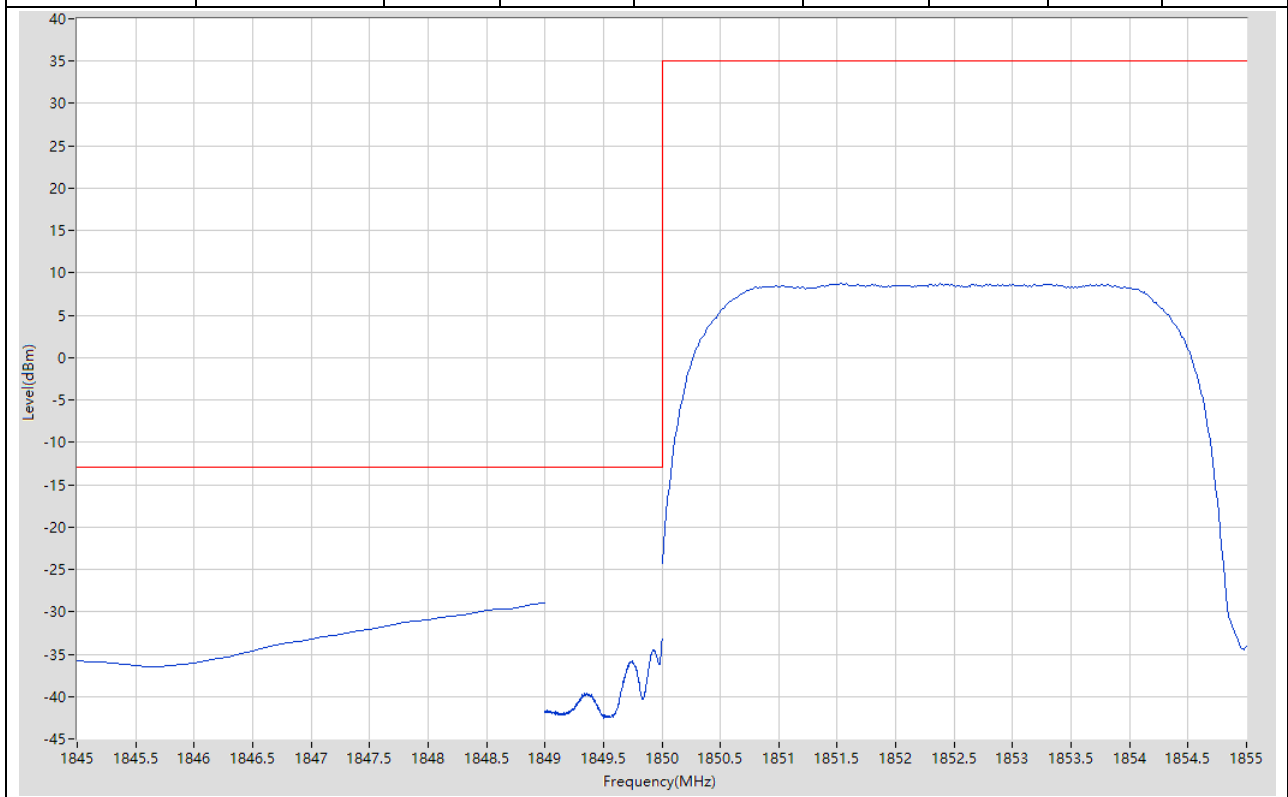
Start Frequency (MHz)	Stop Frequency (MHz)	RBW (MHz)	Detector	Frequency (MHz)	Power (dBm)	Limit (dBm)	Verdict	Sweep Point
1909	1910	0.01	RMS	1909.818	14.94	35	Pass	401
1910	1911	0.003	RMS	1910.035	-28.01	-13	Pass	401
1911	1915	1	RMS	1911.7	-29.66	-13	Pass	41



## 5. WCDMA\_Band2

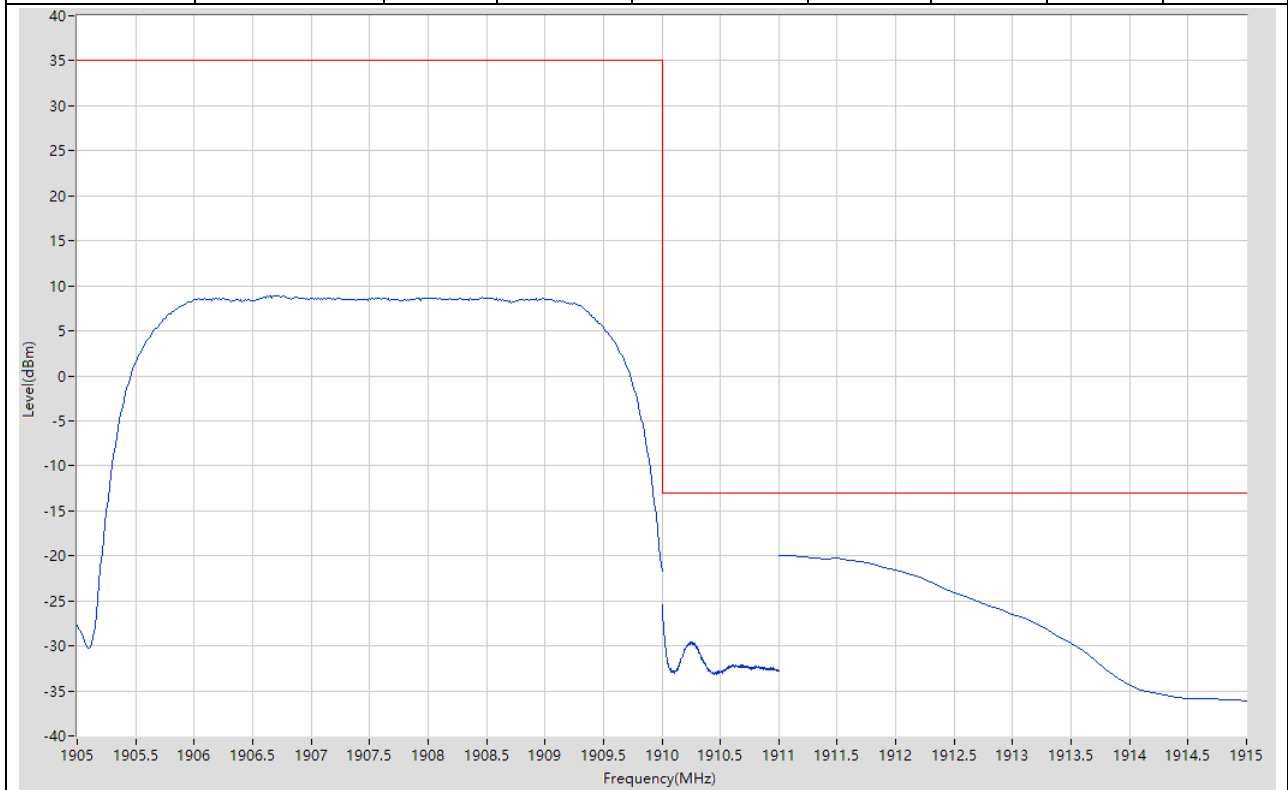
### 5.1. WCDMA Band Edge\_Part22-24-27(NTNV)(Channel:9262)

Start Frequency (MHz)	Stop Frequency (MHz)	RBW (MHz)	Detector	Frequency (MHz)	Power (dBm)	Limit (dBm)	Verdict	Sweep Point
1845	1849	1	RMS	1849	-28.93	-13	Pass	41
1849	1850	0.051	RMS	1850	-33.23	-13	Pass	401
1850	1855	0.1	RMS	1851.538	8.83	35	Pass	401



## 5.2. WCDMA Band Edge\_Part22-24-27(NTNV)(Channel:9538)

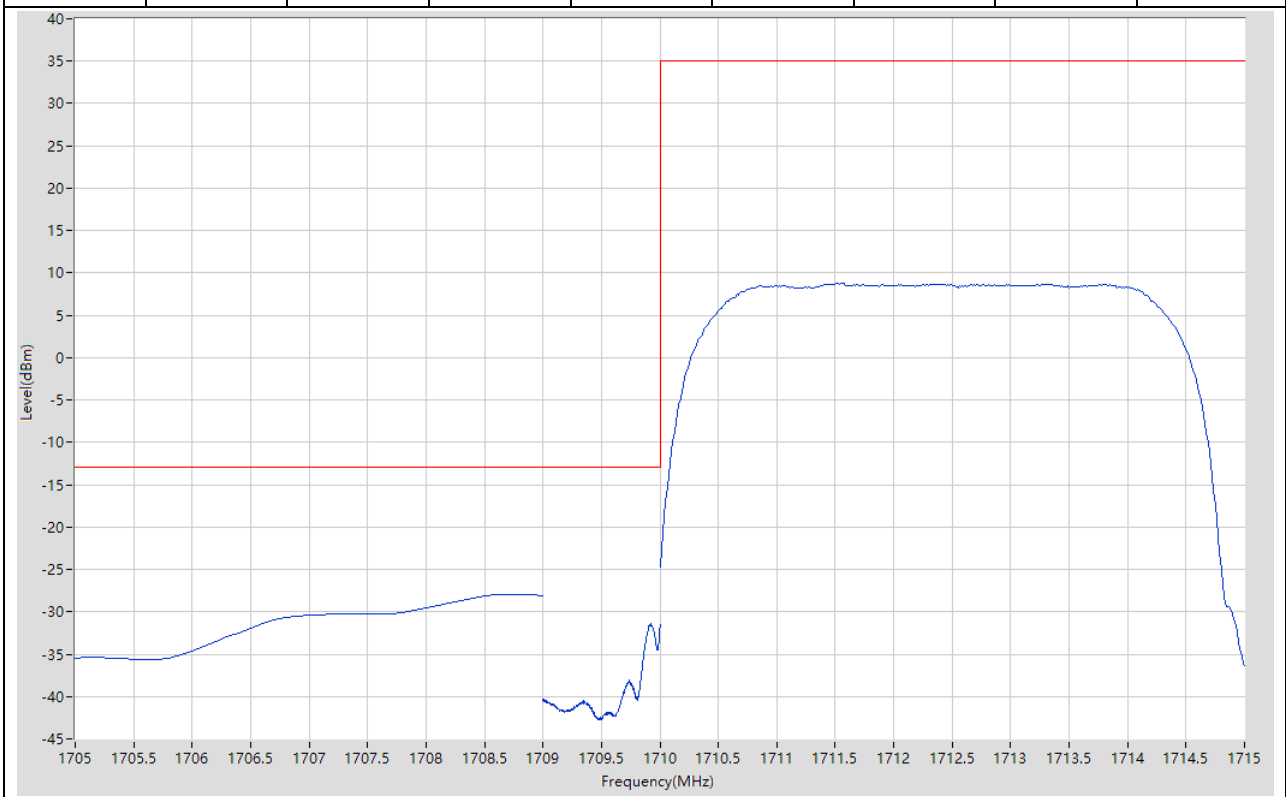
Start Frequency (MHz)	Stop Frequency (MHz)	RBW (MHz)	Detector	Frequency (MHz)	Power (dBm)	Limit (dBm)	Verdict	Sweep Point
1905	1910	0.1	RMS	1906.675	8.87	35	Pass	401
1910	1911	0.051	RMS	1910	-25.44	-13	Pass	401
1911	1915	1	RMS	1911	-19.91	-13	Pass	41



## 6. WCDMA\_Band4

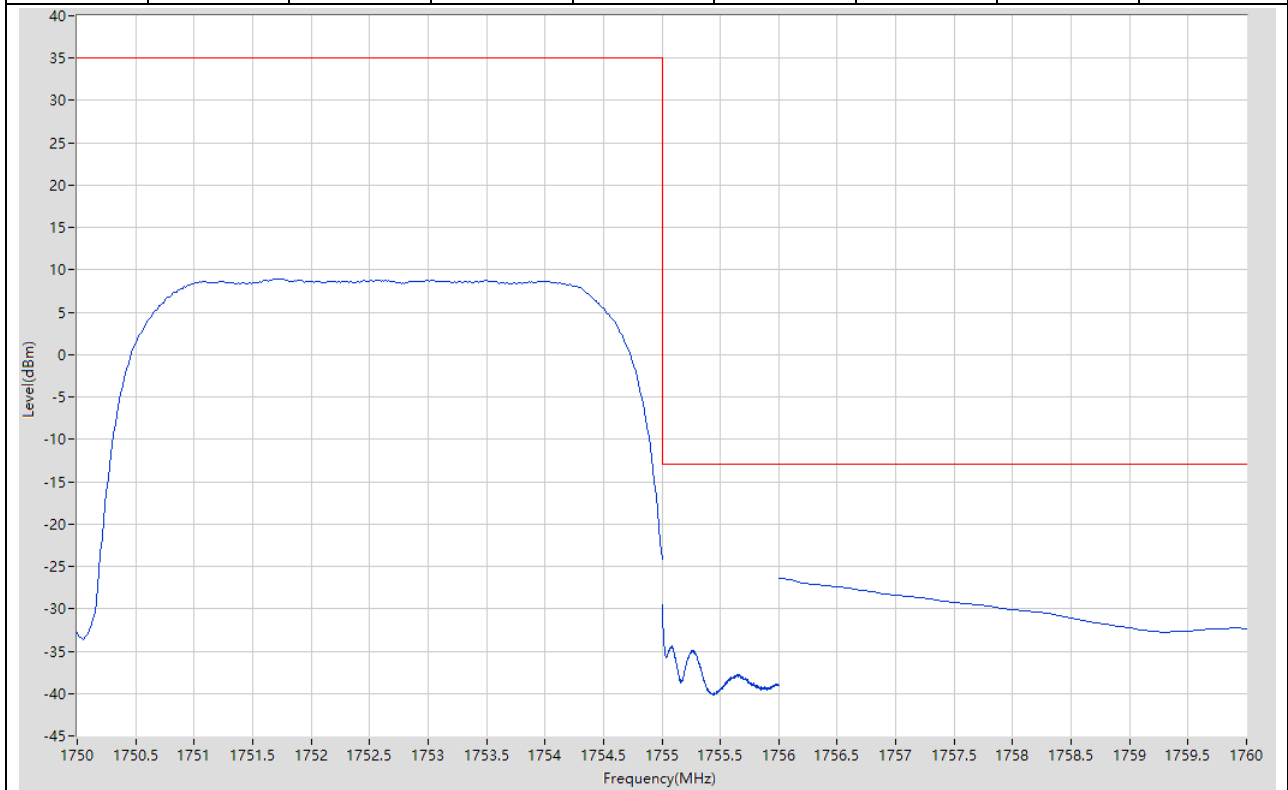
### 6.1. WCDMA Band Edge\_Part22-24-27(NTNV)(Channel:1312)

Start Frequency (MHz)	Stop Frequency (MHz)	RBW (MHz)	Detector	Frequency (MHz)	Power (dBm)	Limit (dBm)	Verdict	Sweep Point
1705	1709	1	RMS	1708.9	-27.91	-13	Pass	41
1709	1710	0.051	RMS	1709.923	-31.43	-13	Pass	401
1710	1715	0.1	RMS	1711.563	8.78	35	Pass	401



## 6.2. WCDMA Band Edge\_Part22-24-27(NTNV)(Channel:1513)

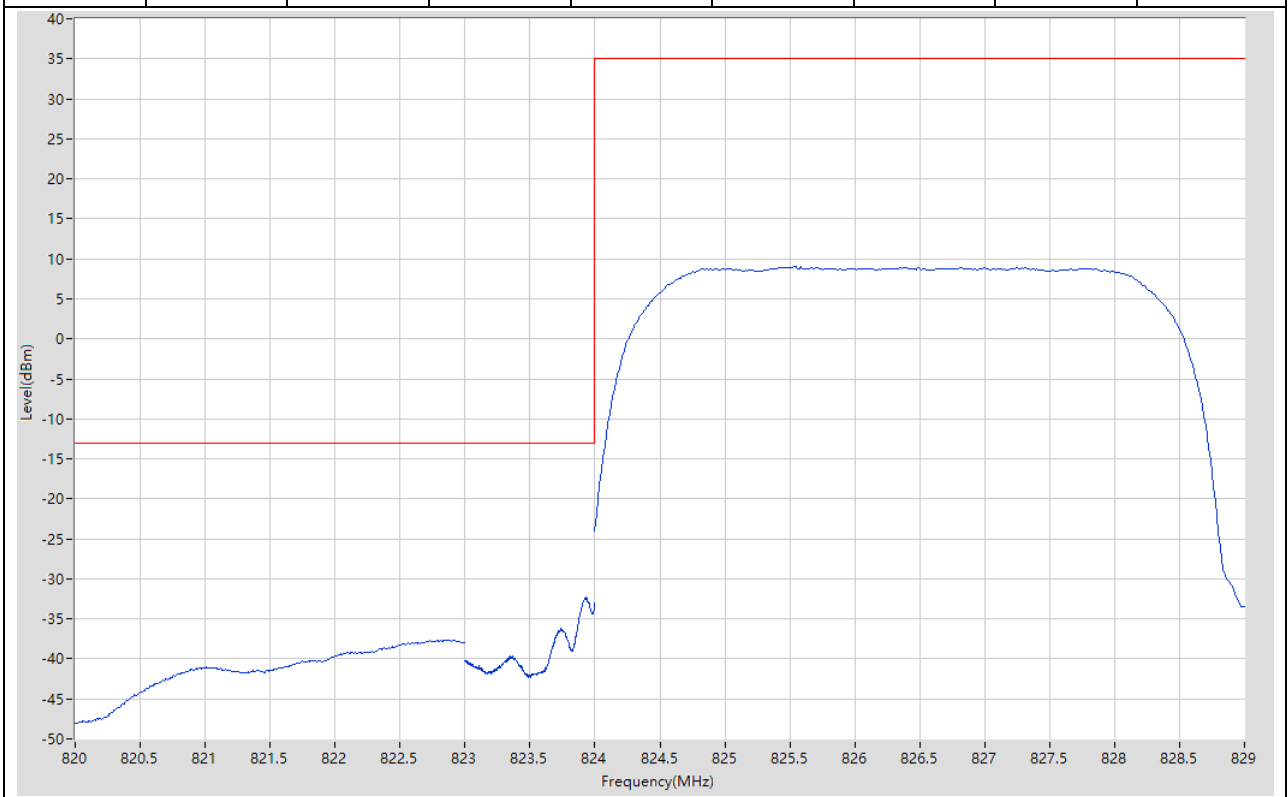
Start Frequency (MHz)	Stop Frequency (MHz)	RBW (MHz)	Detector	Frequency (MHz)	Power (dBm)	Limit (dBm)	Verdict	Sweep Point
1750	1755	0.1	RMS	1751.738	8.94	35	Pass	401
1755	1756	0.051	RMS	1755	-29.6	-13	Pass	401
1756	1760	1	RMS	1756	-26.44	-13	Pass	41



## 7. WCDMA\_Band5

### 7.1. WCDMA Band Edge\_Part22-24-27(NTNV)(Channel:4132)

Start Frequency (MHz)	Stop Frequency (MHz)	RBW (MHz)	Detector	Frequency (MHz)	Power (dBm)	Limit (dBm)	Verdict	Sweep Point
820	823	0.1	RMS	822.903	-37.61	-13	Pass	401
823	824	0.051	RMS	823.933	-32.34	-13	Pass	401
824	829	0.1	RMS	825.538	9.05	35	Pass	401



## 7.2. WCDMA Band Edge\_Part22-24-27(NTNV)(Channel:4233)

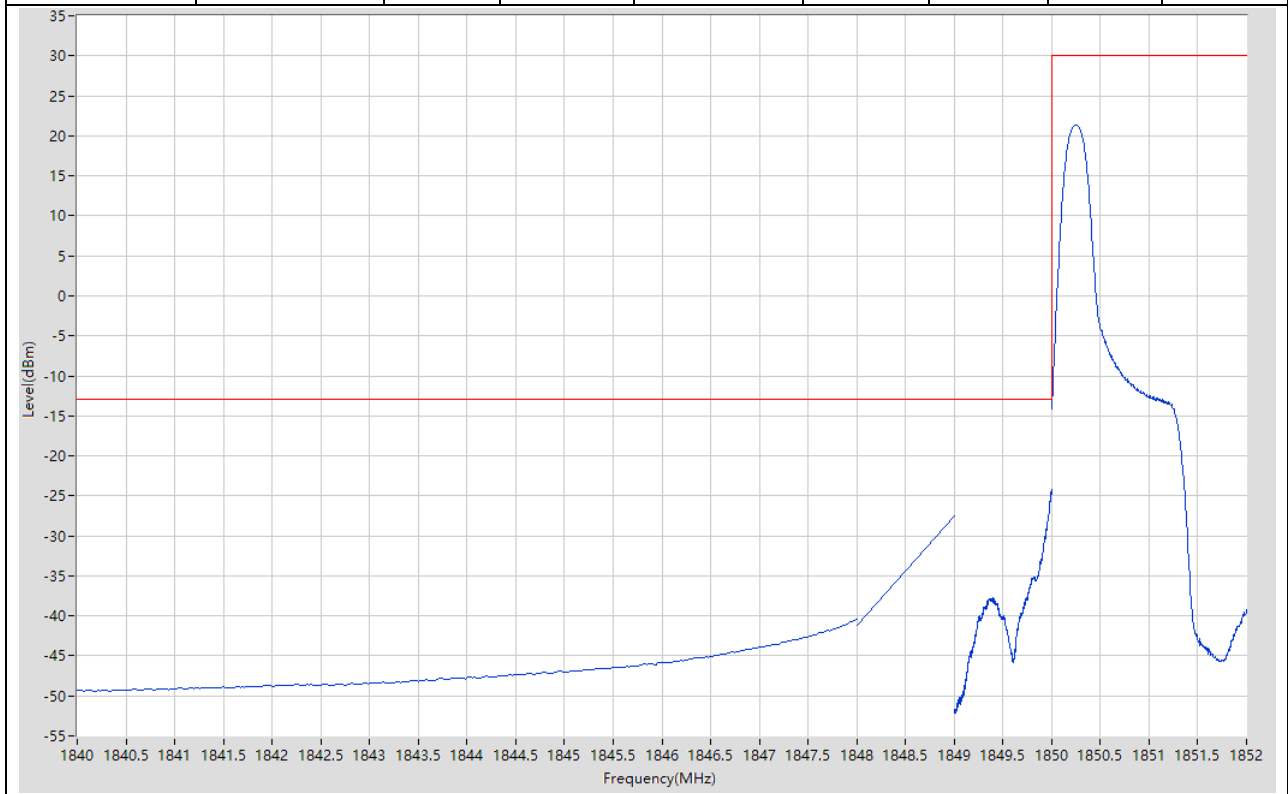
Start Frequency (MHz)	Stop Frequency (MHz)	RBW (MHz)	Detector	Frequency (MHz)	Power (dBm)	Limit (dBm)	Verdict	Sweep Point
844	849	0.1	RMS	845.713	9.17	35	Pass	401
849	850	0.051	RMS	849	-32.78	-13	Pass	401
850	855	0.1	RMS	850.05	-37.55	-13	Pass	401



## 8. LTE\_Band2

### 8.1. LTE Band Edge\_Part22-24-27(NTNV)(Subtest:1, Channel:18607, Bandwidth:1.4, Modulation:QPSK, RB Number: 1, RB Position:LOW)

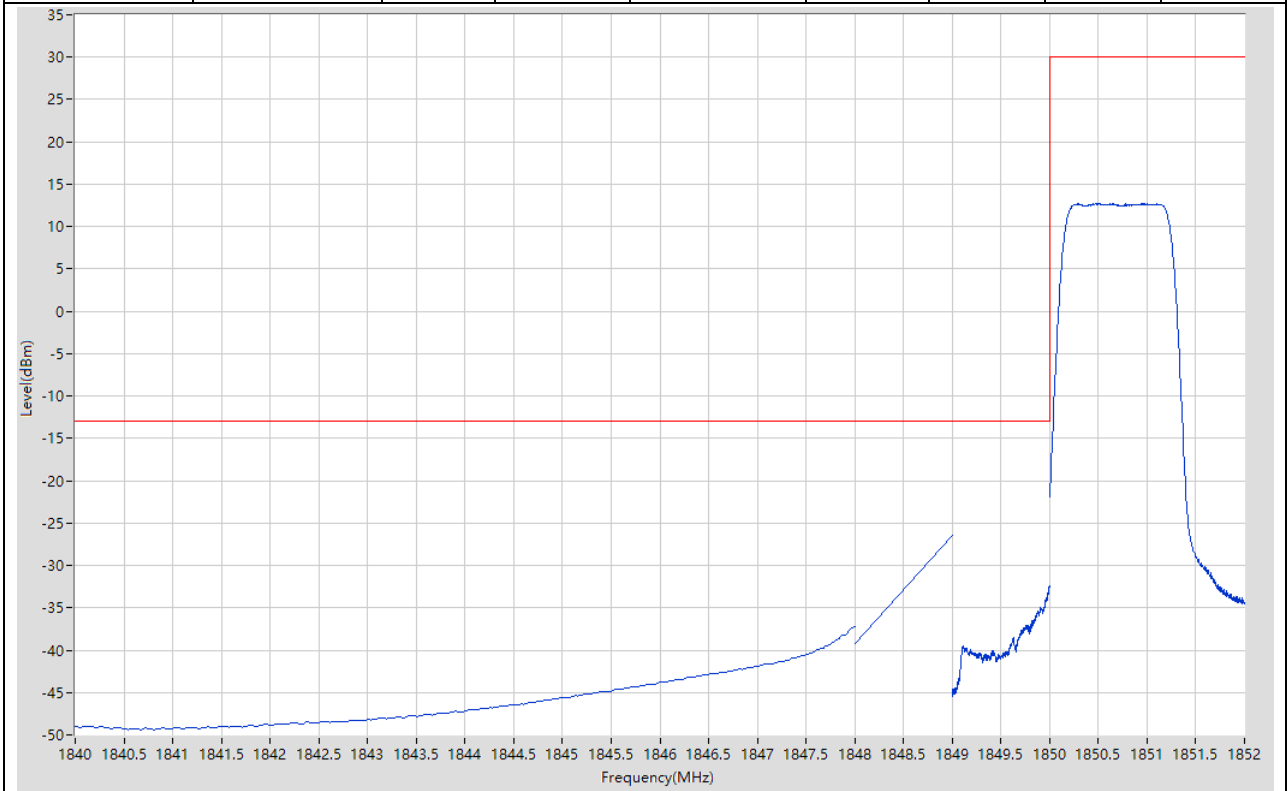
Start Frequency (MHz)	Stop Frequency (MHz)	RBW (MHz)	Detector	Frequency (MHz)	Power (dBm)	Limit (dBm)	Verdict	Sweep Point
1840	1848	1	RMS	1848	-40.41	-13	Pass	401
1848	1849	1	RMS	1849	-27.51	-13	Pass	2
1849	1850	0.02	RMS	1850	-24.21	-13	Pass	401
1850	1852	0.1	RMS	1850.245	21.35	30	Pass	401





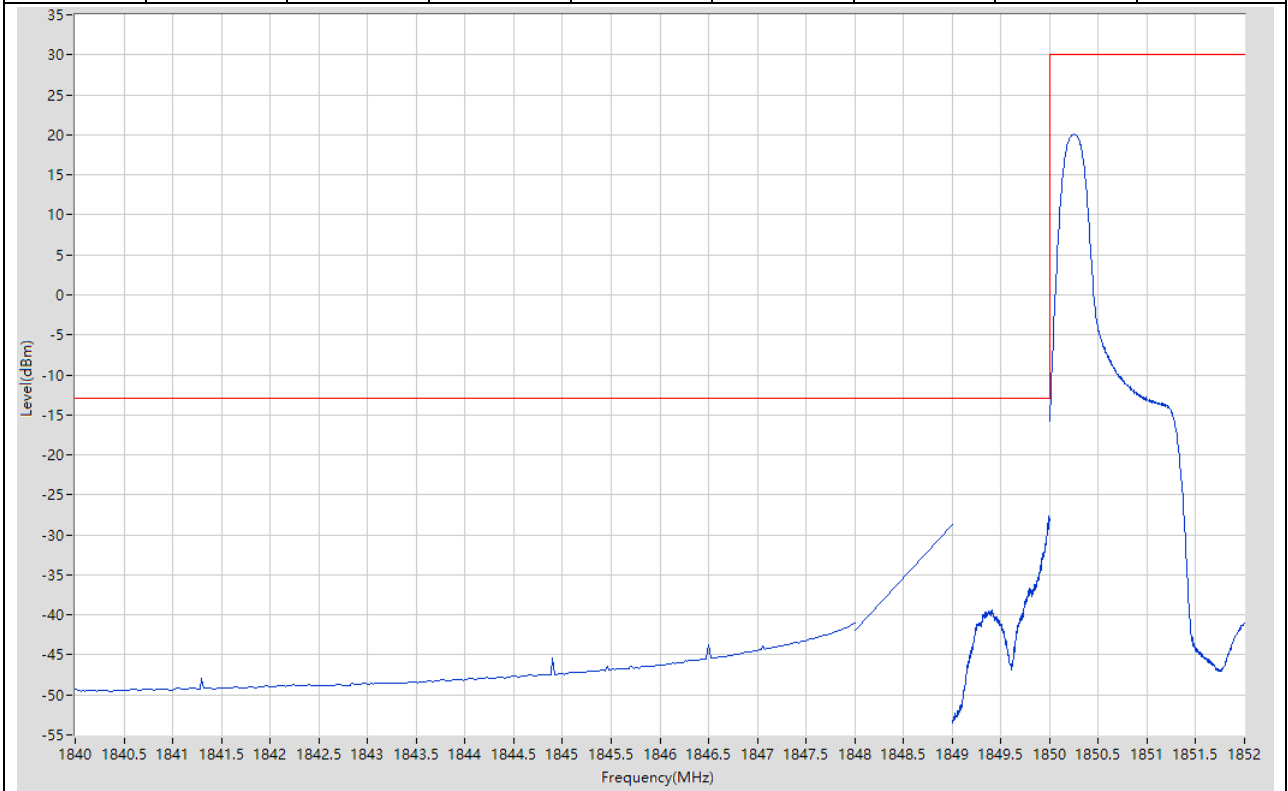
**8.2. LTE Band Edge\_Part22-24-27(NTNV)(Subtest:2, Channel:18607, Bandwidth:1.4, Modulation:QPSK, RB Number: 6, RB Position:LOW)**

Start Frequency (MHz)	Stop Frequency (MHz)	RBW (MHz)	Detector	Frequency (MHz)	Power (dBm)	Limit (dBm)	Verdict	Sweep Point
1840	1848	1	RMS	1848	-37.22	-13	Pass	401
1848	1849	1	RMS	1849	-26.47	-13	Pass	2
1849	1850	0.02	RMS	1849.998	-32.43	-13	Pass	401
1850	1852	0.1	RMS	1850.47	12.73	30	Pass	401



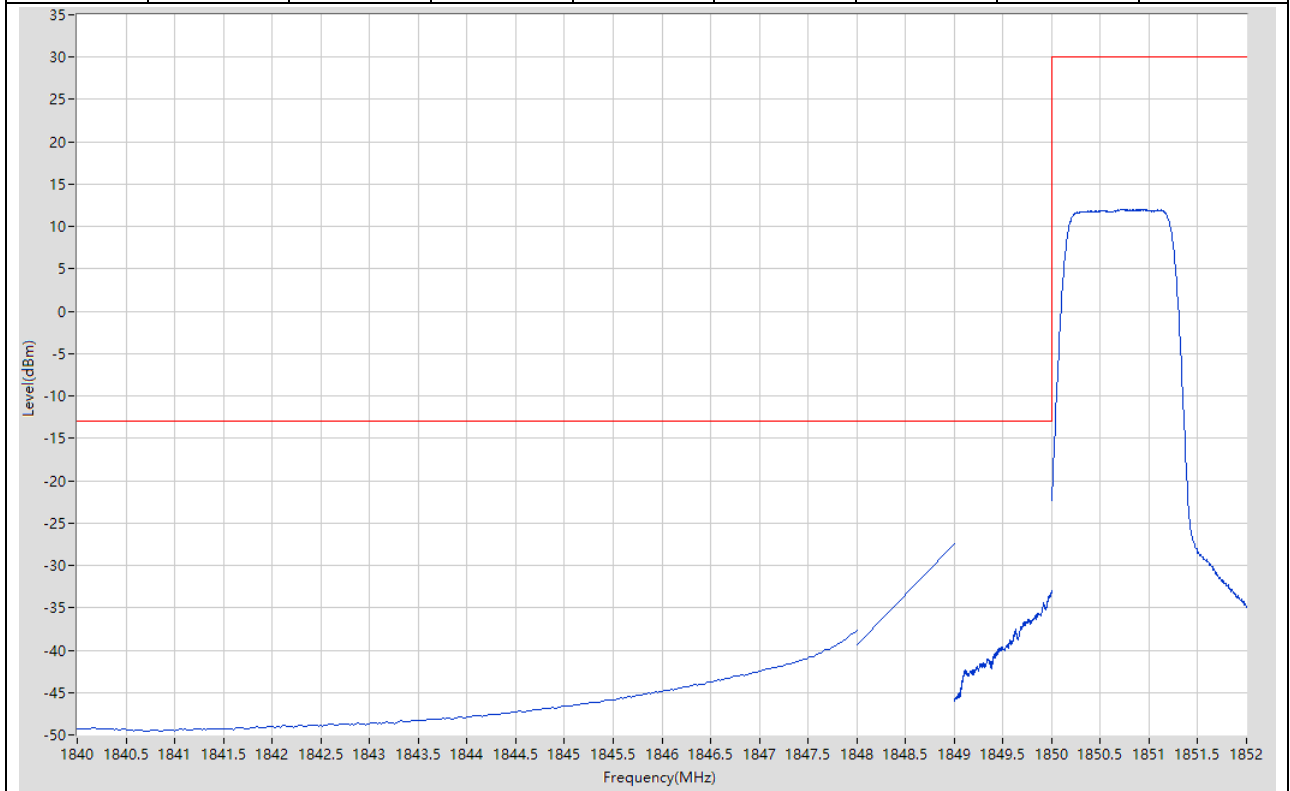
**8.3. LTE Band Edge\_Part22-24-27(NTNV)(Subtest:3, Channel:18607, Bandwidth:1.4, Modulation:Q16, RB Number: 1, RB Position:LOW)**

Start Frequency (MHz)	Stop Frequency (MHz)	RBW (MHz)	Detector	Frequency (MHz)	Power (dBm)	Limit (dBm)	Verdict	Sweep Point
1840	1848	1	RMS	1848	-41.02	-13	Pass	401
1848	1849	1	RMS	1849	-28.64	-13	Pass	2
1849	1850	0.02	RMS	1849.993	-27.71	-13	Pass	401
1850	1852	0.1	RMS	1850.25	20.07	30	Pass	401



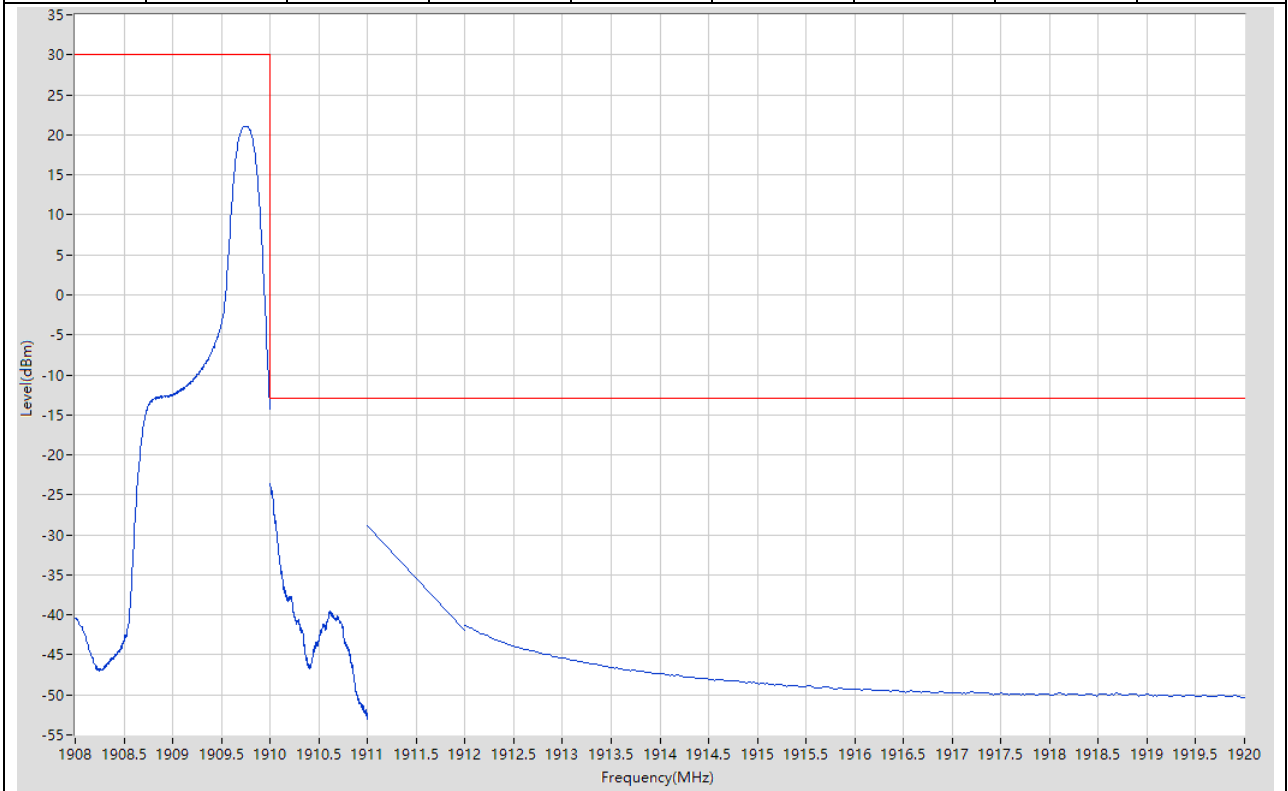
**8.4. LTE Band Edge\_Part22-24-27(NTNV)(Subtest:4, Channel:18607, Bandwidth:1.4, Modulation:Q16, RB Number: 6, RB Position:LOW)**

Start Frequency (MHz)	Stop Frequency (MHz)	RBW (MHz)	Detector	Frequency (MHz)	Power (dBm)	Limit (dBm)	Verdict	Sweep Point
1840	1848	1	RMS	1848	-37.68	-13	Pass	401
1848	1849	1	RMS	1849	-27.42	-13	Pass	2
1849	1850	0.02	RMS	1850	-32.99	-13	Pass	401
1850	1852	0.1	RMS	1850.935	12.03	30	Pass	401



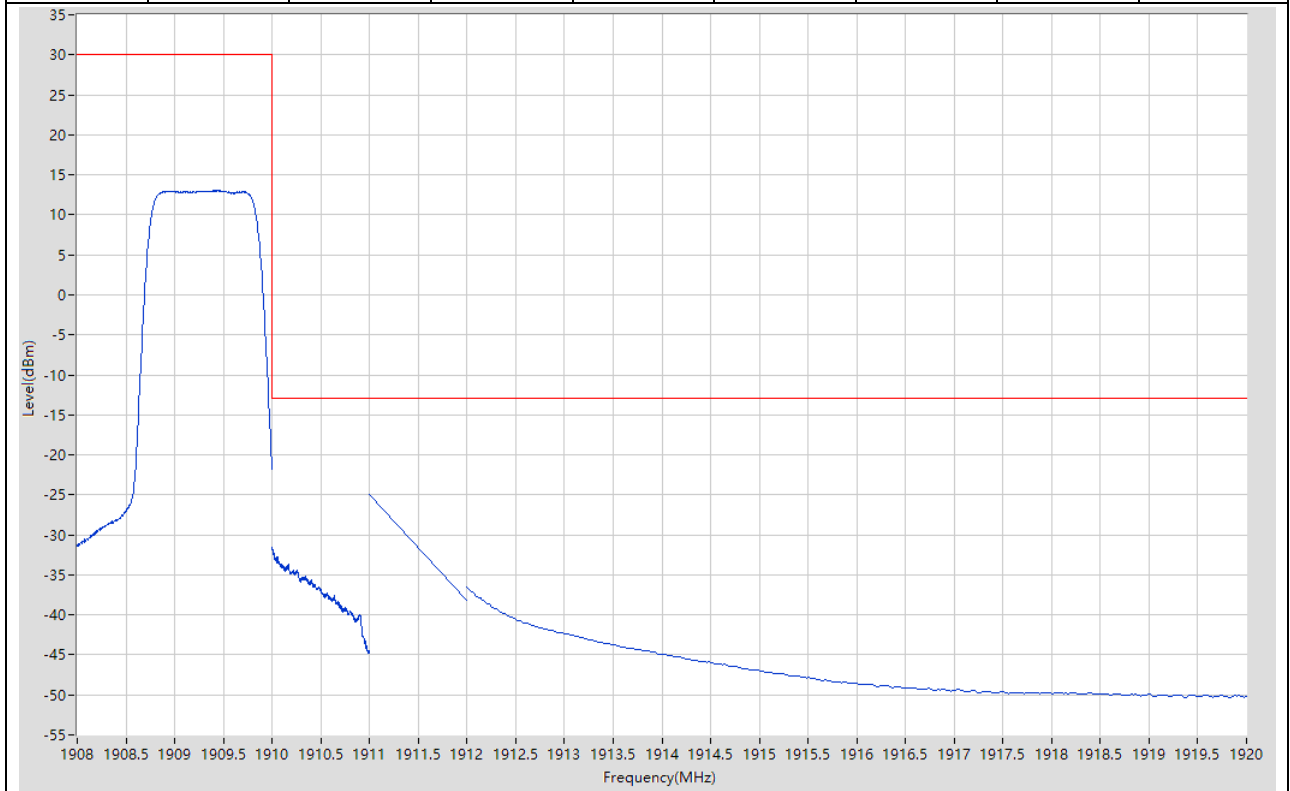
**8.5. LTE Band Edge\_Part22-24-27(NTNV)(Subtest:5, Channel:19193, Bandwidth:1.4, Modulation:QPSK, RB Number: 1, RB Position:HIGH)**

Start Frequency (MHz)	Stop Frequency (MHz)	RBW (MHz)	Detector	Frequency (MHz)	Power (dBm)	Limit (dBm)	Verdict	Sweep Point
1908	1910	0.1	RMS	1909.75	21.09	30	Pass	401
1910	1911	0.02	RMS	1910	-23.55	-13	Pass	401
1911	1912	1	RMS	1911	-28.86	-13	Pass	2
1912	1920	1	RMS	1912	-41.3	-13	Pass	401



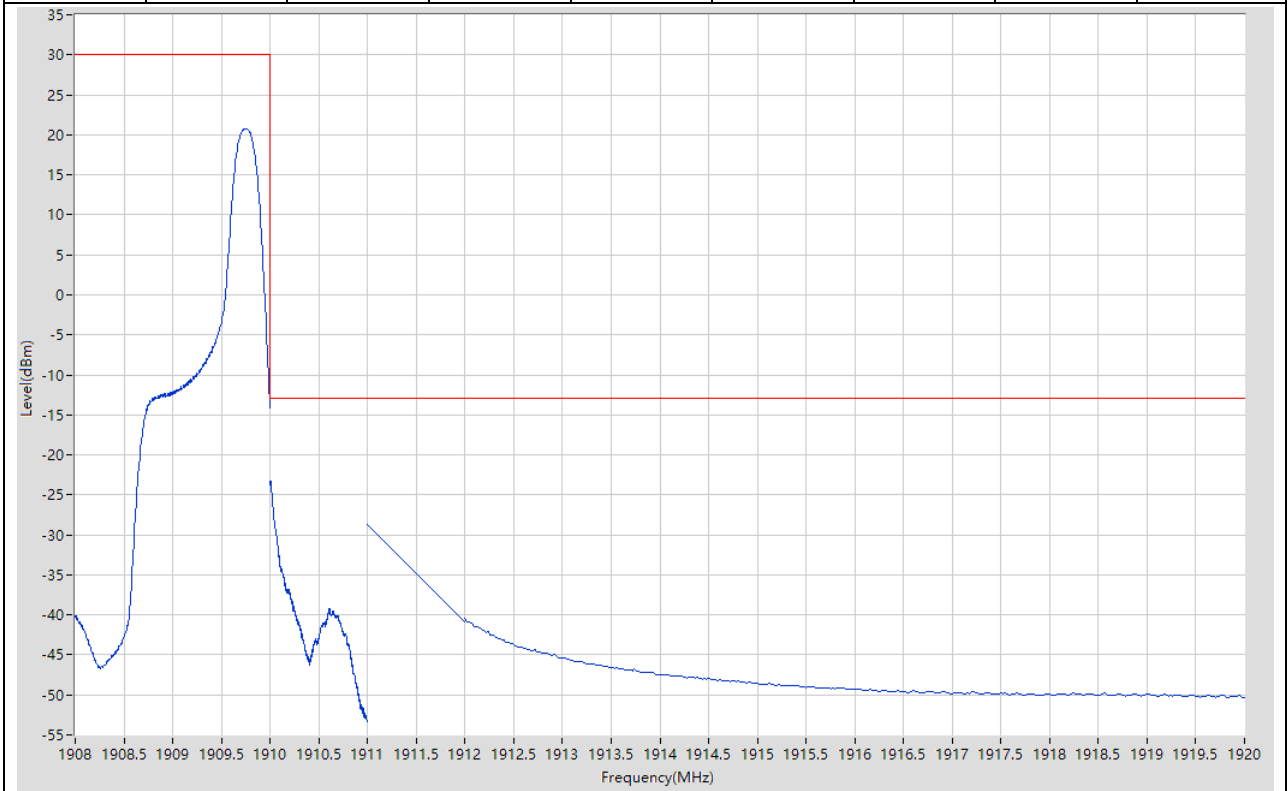
**8.6. LTE Band Edge\_Part22-24-27(NTNV)(Subtest:6, Channel:19193, Bandwidth:1.4, Modulation:QPSK, RB Number: 6, RB Position:HIGH)**

Start Frequency (MHz)	Stop Frequency (MHz)	RBW (MHz)	Detector	Frequency (MHz)	Power (dBm)	Limit (dBm)	Verdict	Sweep Point
1908	1910	0.1	RMS	1909.43	13.07	30	Pass	401
1910	1911	0.02	RMS	1910	-31.59	-13	Pass	401
1911	1912	1	RMS	1911	-25.02	-13	Pass	2
1912	1920	1	RMS	1912	-36.58	-13	Pass	401



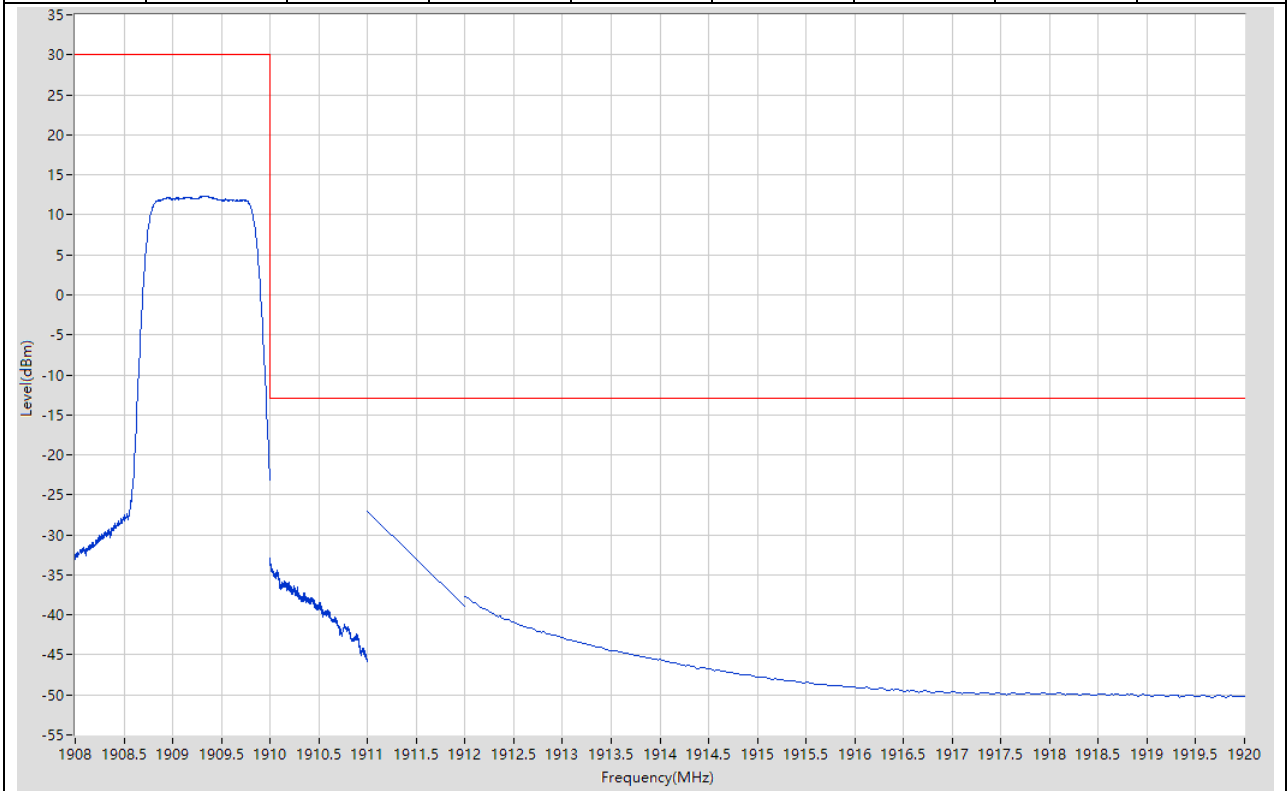
**8.7. LTE Band Edge\_Part22-24-27(NTNV)(Subtest:7, Channel:19193, Bandwidth:1.4, Modulation:Q16, RB Number: 1, RB Position:HIGH)**

Start Frequency (MHz)	Stop Frequency (MHz)	RBW (MHz)	Detector	Frequency (MHz)	Power (dBm)	Limit (dBm)	Verdict	Sweep Point
1908	1910	0.1	RMS	1909.755	20.76	30	Pass	401
1910	1911	0.02	RMS	1910.005	-23.25	-13	Pass	401
1911	1912	1	RMS	1911	-28.77	-13	Pass	2
1912	1920	1	RMS	1912	-40.44	-13	Pass	401



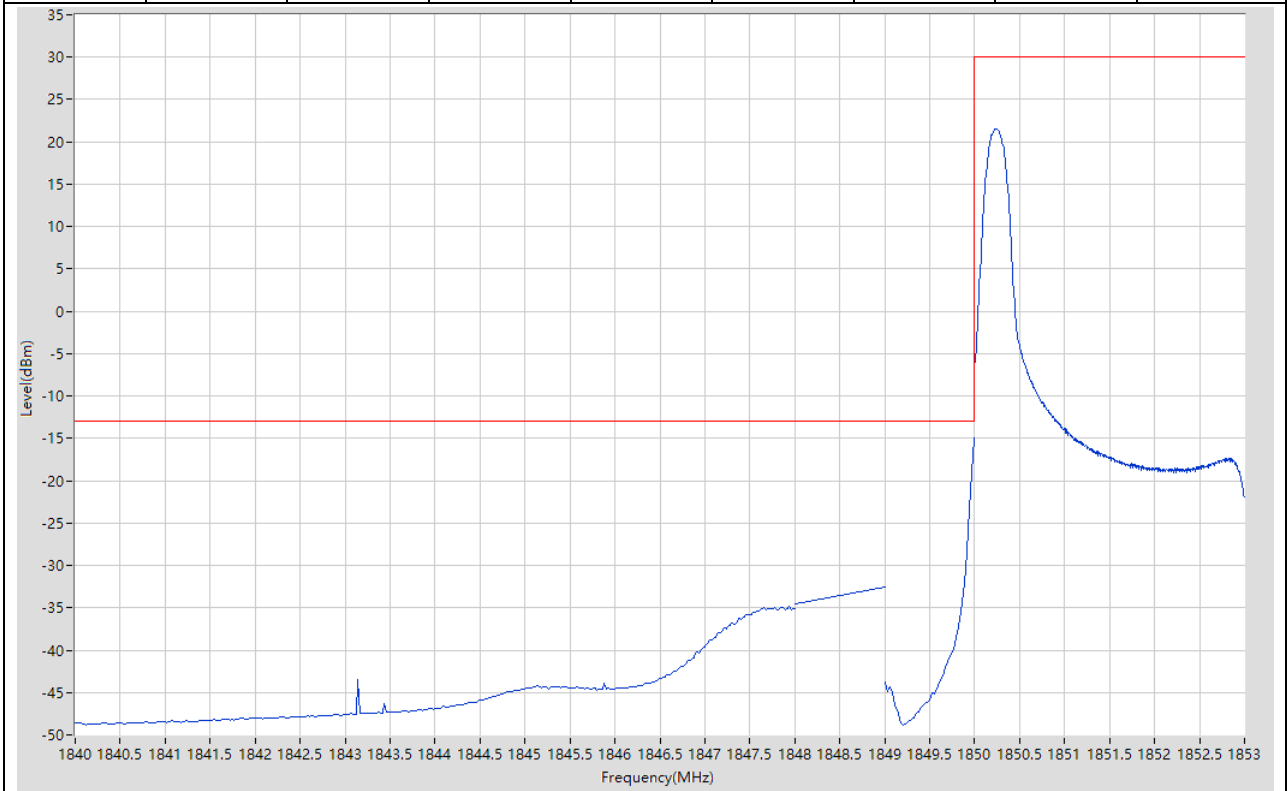
**8.8. LTE Band Edge\_Part22-24-27(NTNV)(Subtest:8, Channel:19193, Bandwidth:1.4, Modulation:Q16, RB Number: 6, RB Position:HIGH)**

Start Frequency (MHz)	Stop Frequency (MHz)	RBW (MHz)	Detector	Frequency (MHz)	Power (dBm)	Limit (dBm)	Verdict	Sweep Point
1908	1910	0.1	RMS	1909.315	12.35	30	Pass	401
1910	1911	0.02	RMS	1910	-32.93	-13	Pass	401
1911	1912	1	RMS	1911	-27.03	-13	Pass	2
1912	1920	1	RMS	1912	-37.75	-13	Pass	401



**8.9. LTE Band Edge\_Part22-24-27(NTNV)(Subtest:9, Channel:18615, Bandwidth:3, Modulation:QPSK, RB Number: 1, RB Position:LOW)**

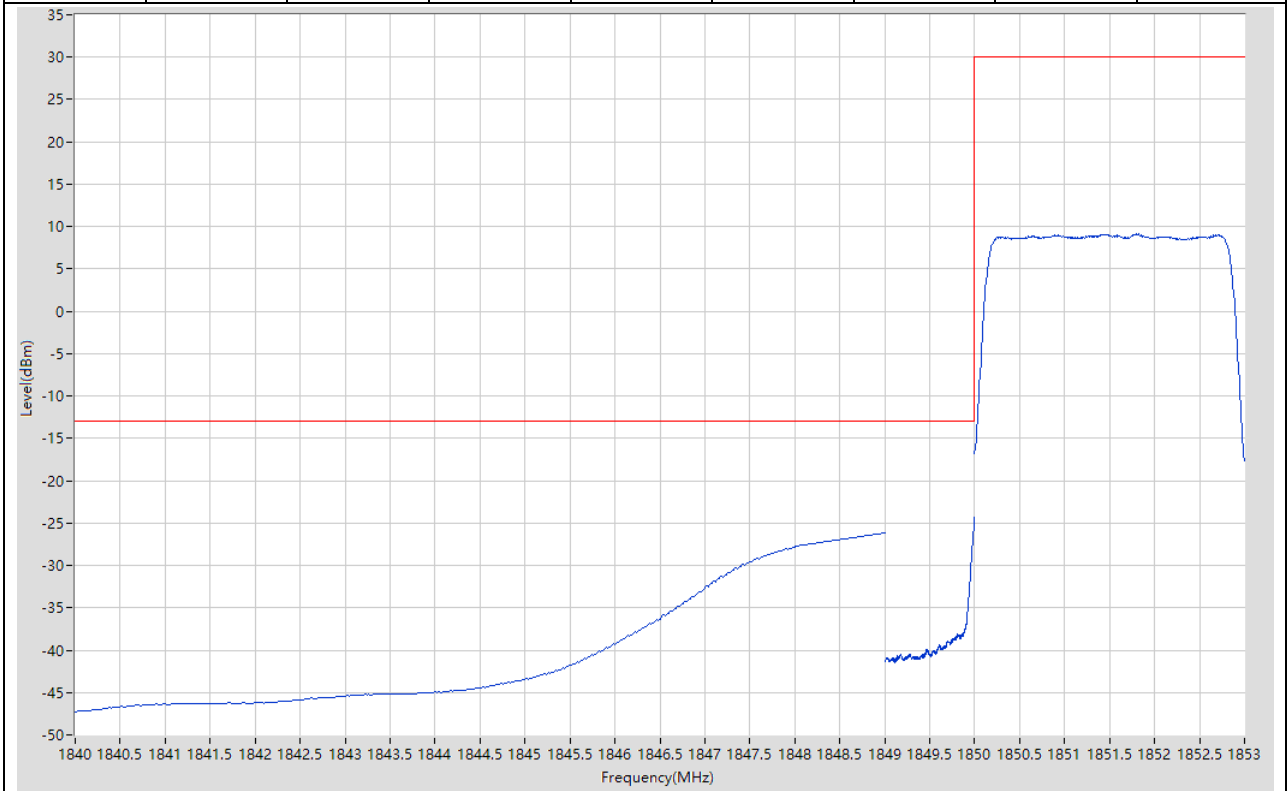
Start Frequency (MHz)	Stop Frequency (MHz)	RBW (MHz)	Detector	Frequency (MHz)	Power (dBm)	Limit (dBm)	Verdict	Sweep Point
1840	1848	1	RMS	1847.94	-34.81	-13	Pass	401
1848	1849	1	RMS	1849	-32.59	-13	Pass	2
1849	1850	0.03	RMS	1850	-15	-13	Pass	35
1850	1853	0.1	RMS	1850.233	21.46	30	Pass	401





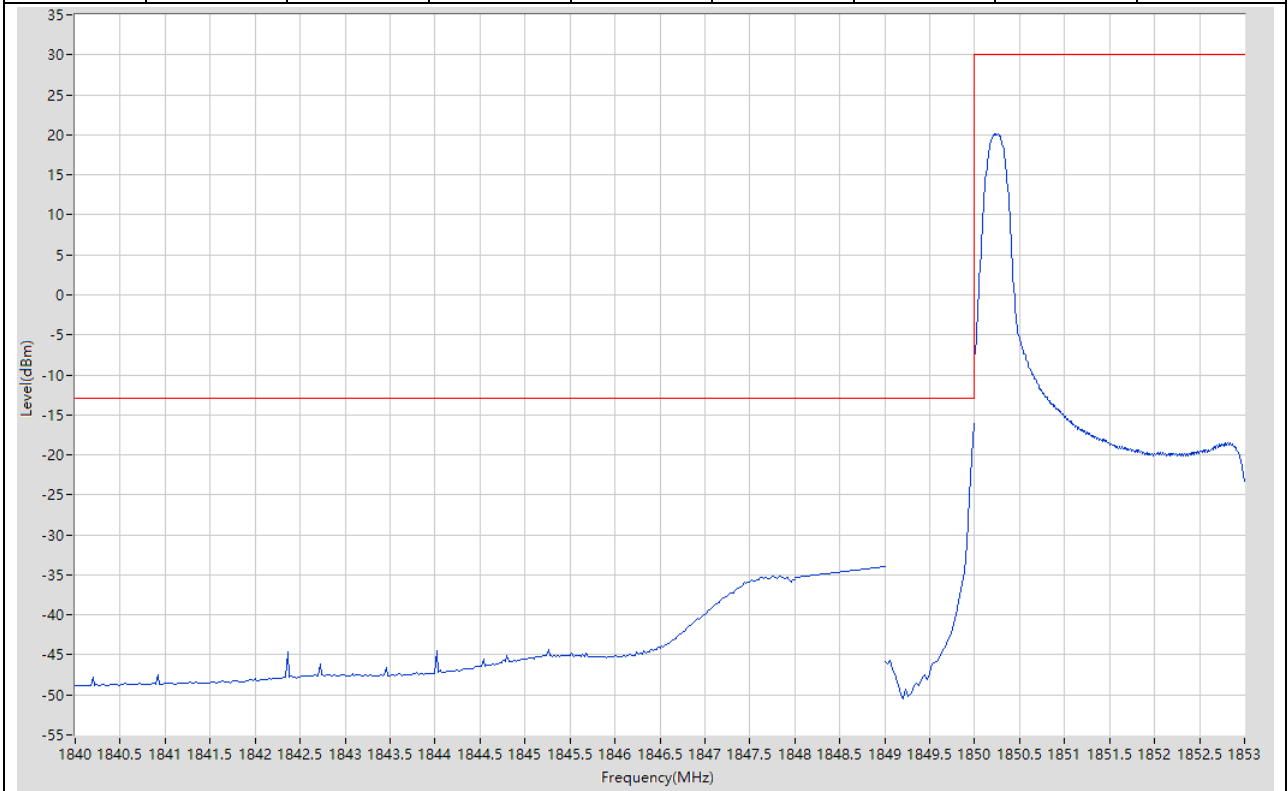
**8.10. LTE Band Edge\_Part22-24-27(NTNV)(Subtest:10, Channel:18615, Bandwidth:3, Modulation:QPSK, RB Number: 15, RB Position:LOW)**

Start Frequency (MHz)	Stop Frequency (MHz)	RBW (MHz)	Detector	Frequency (MHz)	Power (dBm)	Limit (dBm)	Verdict	Sweep Point
1840	1848	1	RMS	1847.98	-27.87	-13	Pass	401
1848	1849	1	RMS	1849	-26.15	-13	Pass	2
1849	1850	0.03	RMS	1849.998	-24.31	-13	Pass	401
1850	1853	0.1	RMS	1851.793	9.17	30	Pass	401



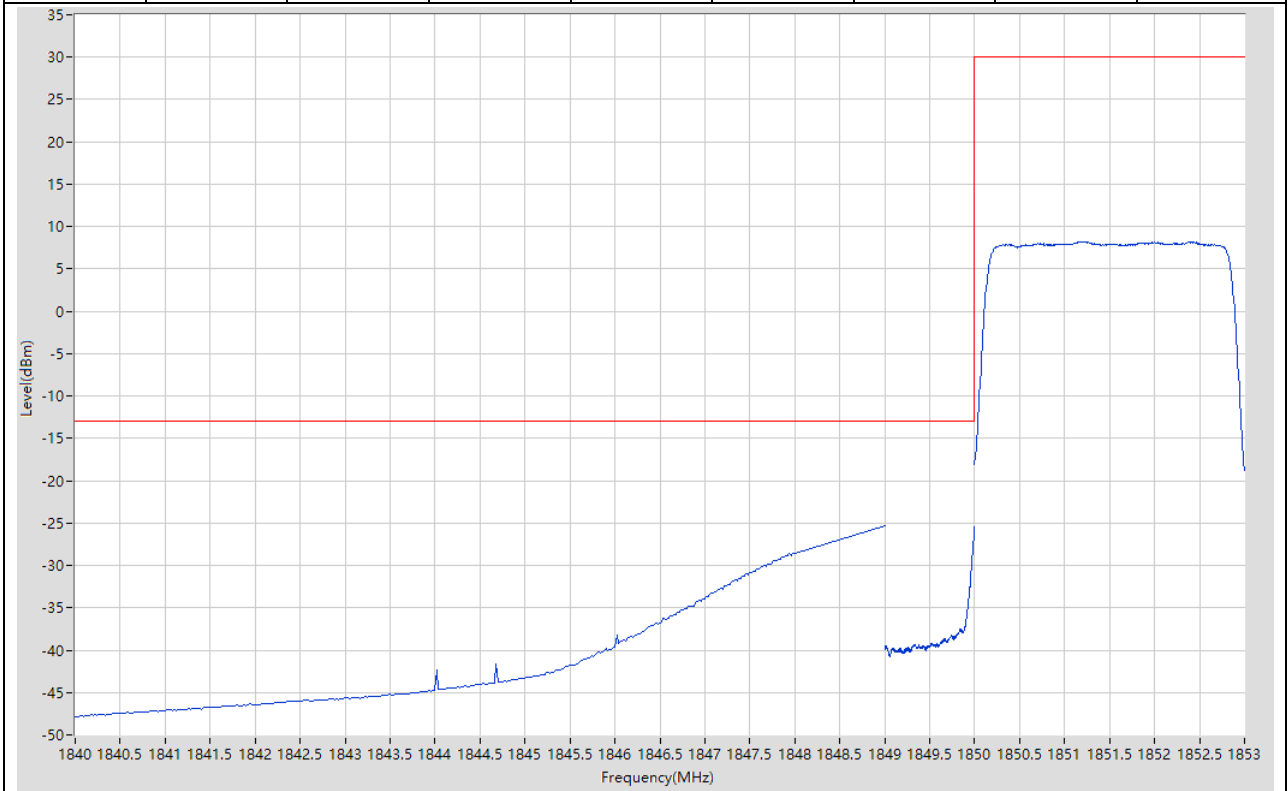
**8.11. LTE Band Edge\_Part22-24-27(NTNV)(Subtest:11, Channel:18615, Bandwidth:3, Modulation:Q16, RB Number: 1, RB Position:LOW)**

Start Frequency (MHz)	Stop Frequency (MHz)	RBW (MHz)	Detector	Frequency (MHz)	Power (dBm)	Limit (dBm)	Verdict	Sweep Point
1840	1848	1	RMS	1847.84	-35.13	-13	Pass	401
1848	1849	1	RMS	1849	-33.99	-13	Pass	2
1849	1850	0.03	RMS	1850	-16.16	-13	Pass	35
1850	1853	0.1	RMS	1850.255	20.17	30	Pass	401



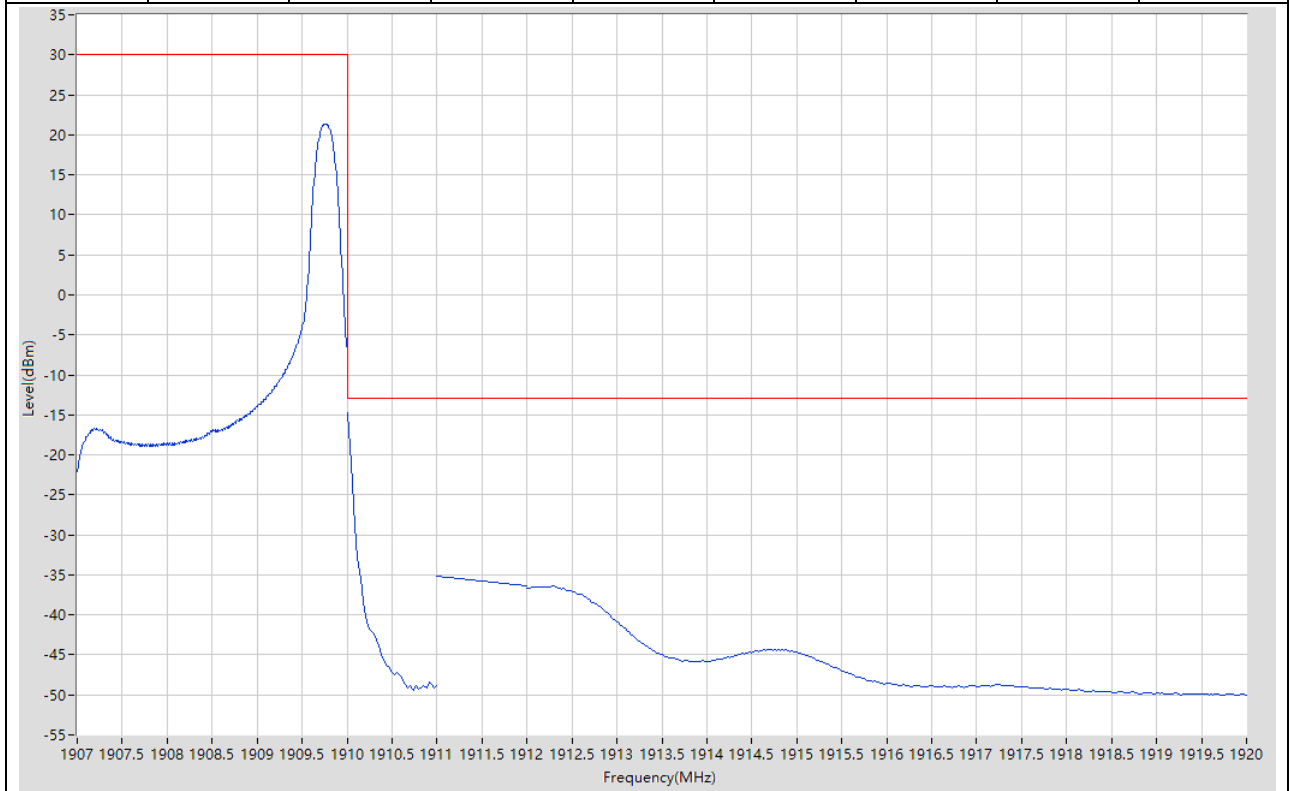
**8.12. LTE Band Edge\_Part22-24-27(NTNV)(Subtest:12, Channel:18615, Bandwidth:3, Modulation:Q16, RB Number: 15, RB Position:LOW)**

Start Frequency (MHz)	Stop Frequency (MHz)	RBW (MHz)	Detector	Frequency (MHz)	Power (dBm)	Limit (dBm)	Verdict	Sweep Point
1840	1848	1	RMS	1847.98	-28.53	-13	Pass	401
1848	1849	1	RMS	1849	-25.36	-13	Pass	2
1849	1850	0.03	RMS	1850	-25.46	-13	Pass	401
1850	1853	0.1	RMS	1851.208	8.24	30	Pass	401



**8.13. LTE Band Edge\_Part22-24-27(NTNV)(Subtest:13, Channel:19185, Bandwidth:3, Modulation:QPSK, RB Number: 1, RB Position:HIGH)**

Start Frequency (MHz)	Stop Frequency (MHz)	RBW (MHz)	Detector	Frequency (MHz)	Power (dBm)	Limit (dBm)	Verdict	Sweep Point
1907	1910	0.1	RMS	1909.76	21.37	30	Pass	401
1910	1911	0.03	RMS	1910	-14.72	-13	Pass	35
1911	1912	1	RMS	1911	-35.11	-13	Pass	2
1912	1920	1	RMS	1912.28	-36.4	-13	Pass	401



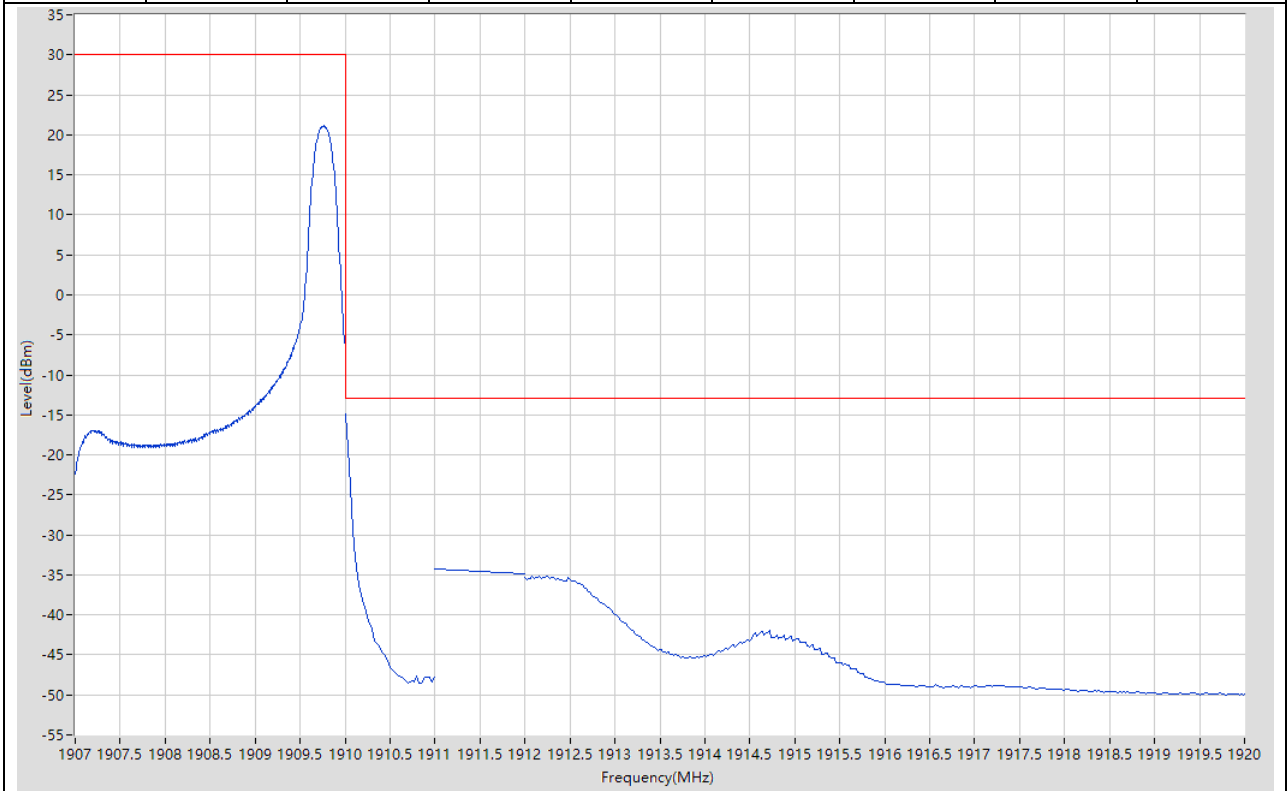
**8.14. LTE Band Edge\_Part22-24-27(NTNV)(Subtest:14, Channel:19185, Bandwidth:3, Modulation:QPSK, RB Number: 15, RB Position:HIGH)**

Start Frequency (MHz)	Stop Frequency (MHz)	RBW (MHz)	Detector	Frequency (MHz)	Power (dBm)	Limit (dBm)	Verdict	Sweep Point
1907	1910	0.1	RMS	1908.08	9.23	30	Pass	401
1910	1911	0.03	RMS	1910	-23.53	-13	Pass	401
1911	1912	1	RMS	1911	-22.87	-13	Pass	2
1912	1920	1	RMS	1912	-26.46	-13	Pass	401



**8.15. LTE Band Edge\_Part22-24-27(NTNV)(Subtest:15, Channel:19185, Bandwidth:3, Modulation:Q16, RB Number: 1, RB Position:HIGH)**

Start Frequency (MHz)	Stop Frequency (MHz)	RBW (MHz)	Detector	Frequency (MHz)	Power (dBm)	Limit (dBm)	Verdict	Sweep Point
1907	1910	0.1	RMS	1909.76	21.13	30	Pass	401
1910	1911	0.03	RMS	1910	-14.88	-13	Pass	35
1911	1912	1	RMS	1911	-34.31	-13	Pass	2
1912	1920	1	RMS	1912.24	-35.11	-13	Pass	401



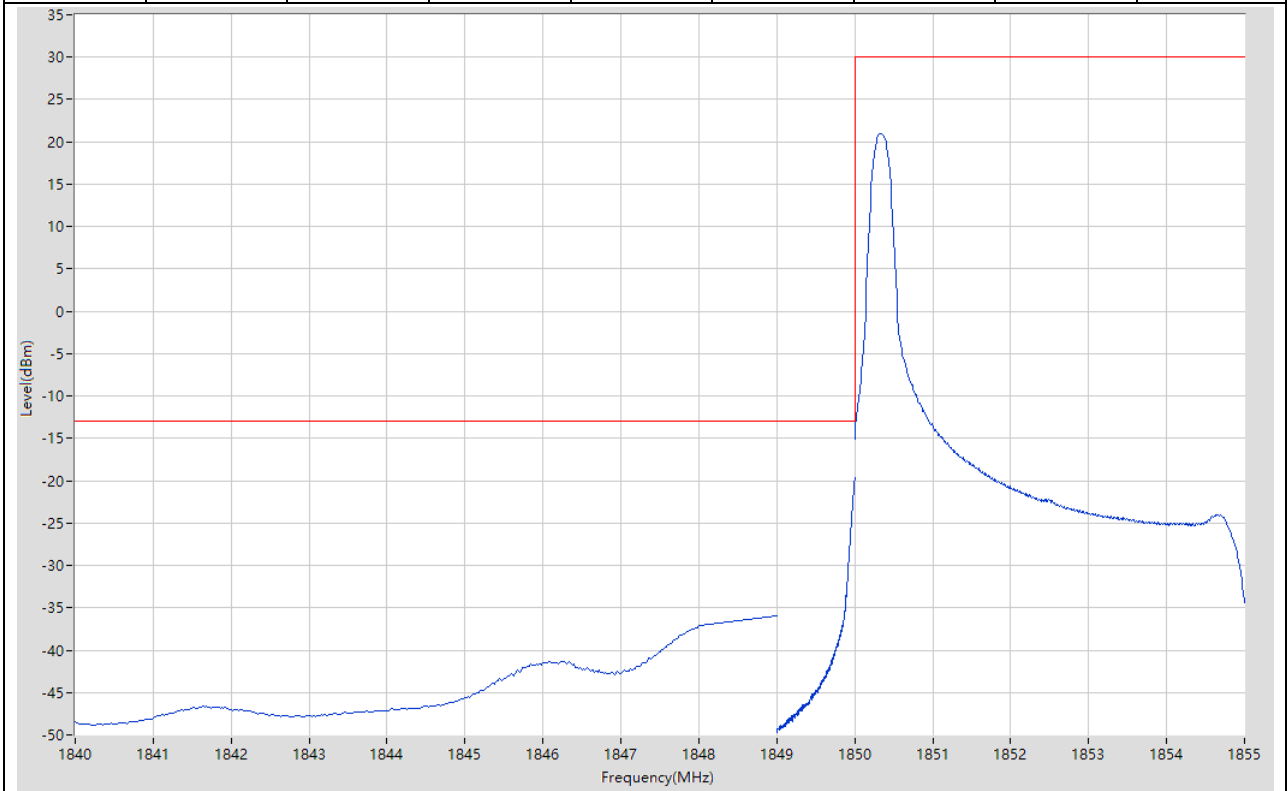
**8.16. LTE Band Edge\_Part22-24-27(NTNV)(Subtest:16, Channel:19185, Bandwidth:3, Modulation:Q16, RB Number: 15, RB Position:HIGH)**

Start Frequency (MHz)	Stop Frequency (MHz)	RBW (MHz)	Detector	Frequency (MHz)	Power (dBm)	Limit (dBm)	Verdict	Sweep Point
1907	1910	0.1	RMS	1907.465	8.31	30	Pass	401
1910	1911	0.03	RMS	1910	-23.74	-13	Pass	401
1911	1912	1	RMS	1911	-24.34	-13	Pass	2
1912	1920	1	RMS	1912	-27.65	-13	Pass	401



**8.17. LTE Band Edge\_Part22-24-27(NTNV)(Subtest:17, Channel:18625, Bandwidth:5, Modulation:QPSK, RB Number: 1, RB Position:LOW)**

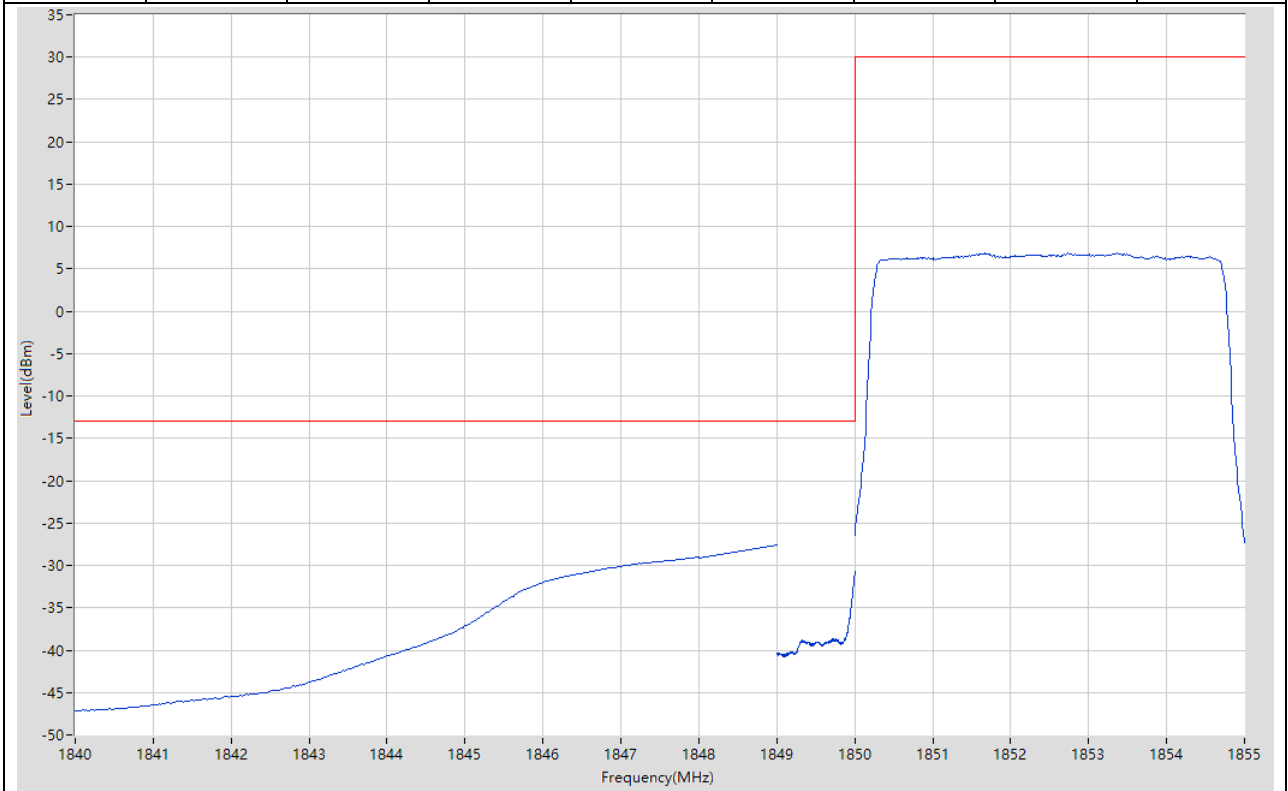
Start Frequency (MHz)	Stop Frequency (MHz)	RBW (MHz)	Detector	Frequency (MHz)	Power (dBm)	Limit (dBm)	Verdict	Sweep Point
1840	1848	1	RMS	1848	-37.12	-13	Pass	401
1848	1849	1	RMS	1849	-36.01	-13	Pass	2
1849	1850	0.051	RMS	1850	-19.58	-13	Pass	401
1850	1855	0.1	RMS	1850.338	21	30	Pass	401





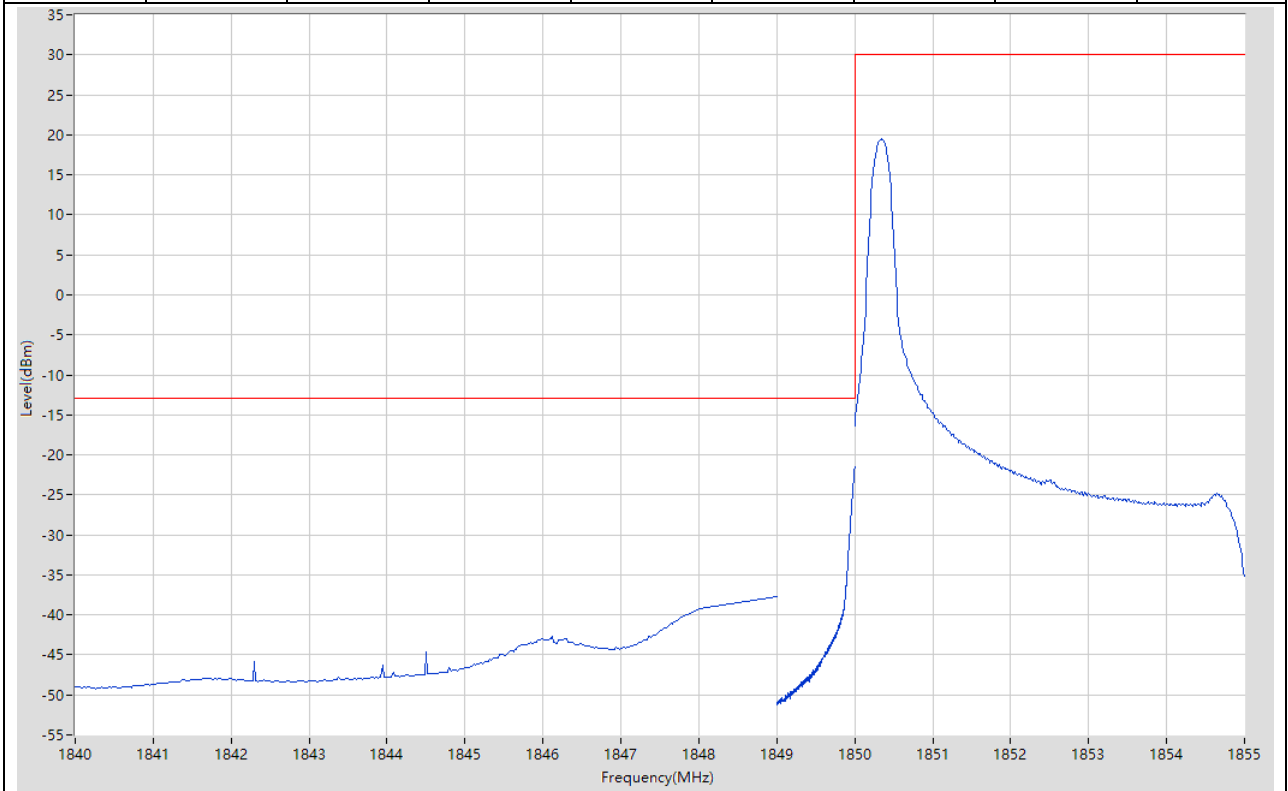
**8.18. LTE Band Edge\_Part22-24-27(NTNV)(Subtest:18, Channel:18625, Bandwidth:5, Modulation:QPSK, RB Number: 25, RB Position:LOW)**

Start Frequency (MHz)	Stop Frequency (MHz)	RBW (MHz)	Detector	Frequency (MHz)	Power (dBm)	Limit (dBm)	Verdict	Sweep Point
1840	1848	1	RMS	1848	-28.97	-13	Pass	401
1848	1849	1	RMS	1849	-27.58	-13	Pass	2
1849	1850	0.051	RMS	1850	-30.76	-13	Pass	401
1850	1855	0.1	RMS	1851.663	6.92	30	Pass	401



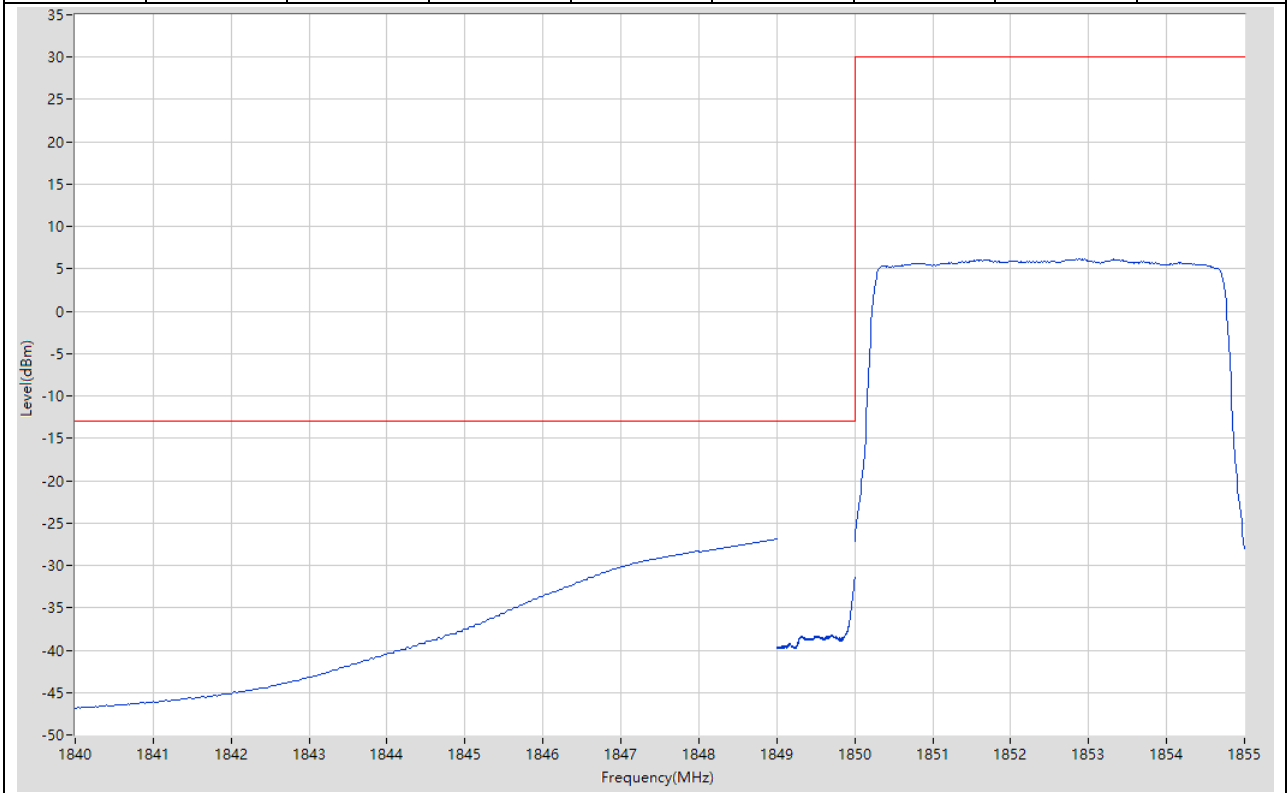
**8.19. LTE Band Edge\_Part22-24-27(NTNV)(Subtest:19, Channel:18625, Bandwidth:5, Modulation:Q16, RB Number: 1, RB Position:LOW)**

Start Frequency (MHz)	Stop Frequency (MHz)	RBW (MHz)	Detector	Frequency (MHz)	Power (dBm)	Limit (dBm)	Verdict	Sweep Point
1840	1848	1	RMS	1848	-39.28	-13	Pass	401
1848	1849	1	RMS	1849	-37.73	-13	Pass	2
1849	1850	0.051	RMS	1850	-21.43	-13	Pass	401
1850	1855	0.1	RMS	1850.338	19.45	30	Pass	401



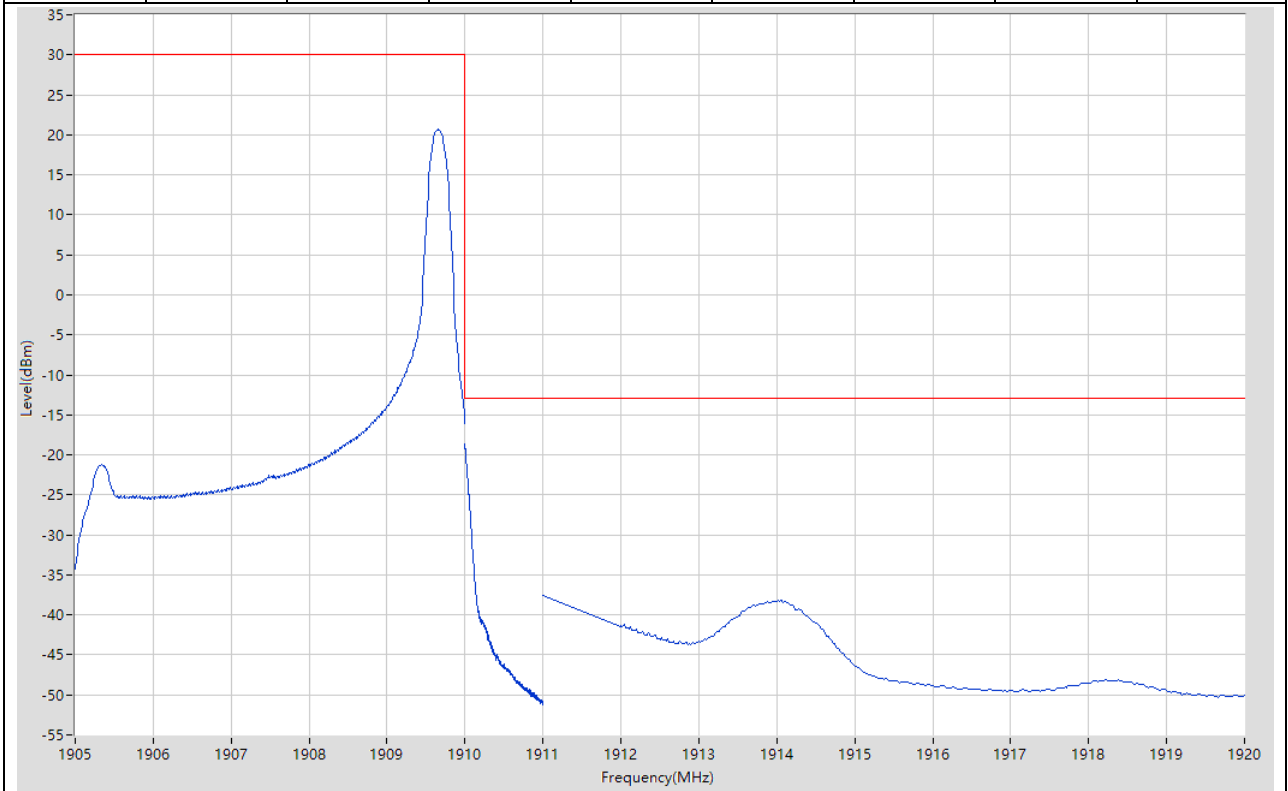
**8.20. LTE Band Edge\_Part22-24-27(NTNV)(Subtest:20, Channel:18625, Bandwidth:5, Modulation:Q16, RB Number: 25, RB Position:LOW)**

Start Frequency (MHz)	Stop Frequency (MHz)	RBW (MHz)	Detector	Frequency (MHz)	Power (dBm)	Limit (dBm)	Verdict	Sweep Point
1840	1848	1	RMS	1848	-28.32	-13	Pass	401
1848	1849	1	RMS	1849	-26.83	-13	Pass	2
1849	1850	0.051	RMS	1850	-31.38	-13	Pass	401
1850	1855	0.1	RMS	1852.925	6.16	30	Pass	401



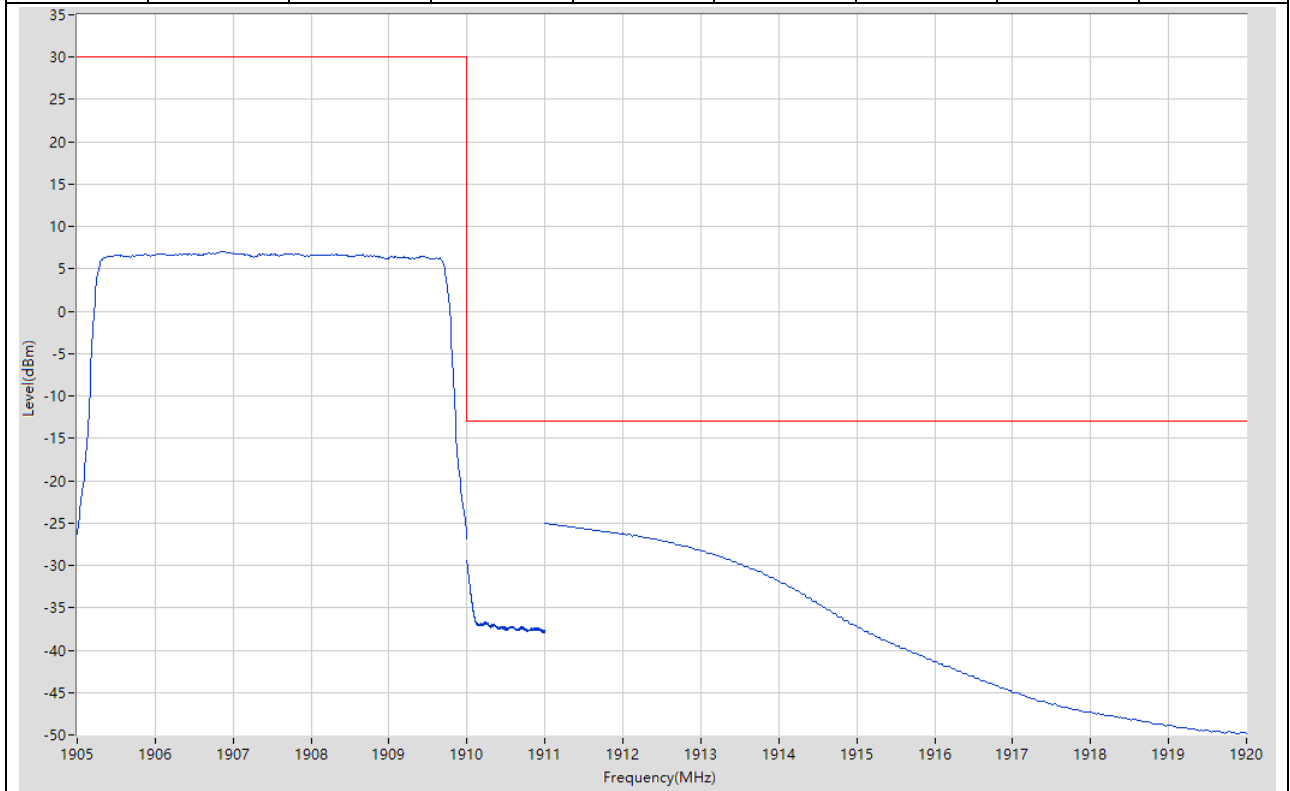
**8.21. LTE Band Edge\_Part22-24-27(NTNV)(Subtest:21, Channel:19175, Bandwidth:5, Modulation:QPSK, RB Number: 1, RB Position:HIGH)**

Start Frequency (MHz)	Stop Frequency (MHz)	RBW (MHz)	Detector	Frequency (MHz)	Power (dBm)	Limit (dBm)	Verdict	Sweep Point
1905	1910	0.1	RMS	1909.663	20.66	30	Pass	401
1910	1911	0.051	RMS	1910	-18.69	-13	Pass	401
1911	1912	1	RMS	1911	-37.53	-13	Pass	2
1912	1920	1	RMS	1914.06	-38.22	-13	Pass	401



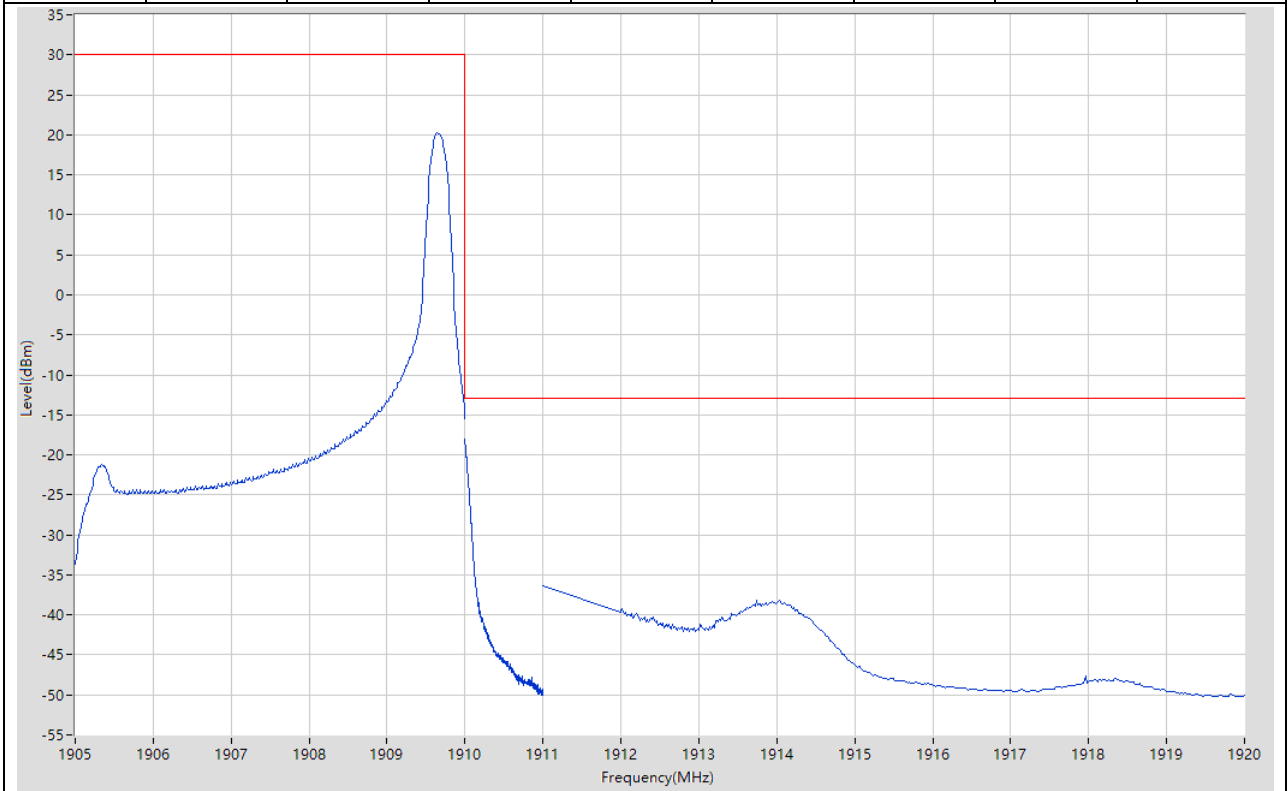
**8.22. LTE Band Edge\_Part22-24-27(NTNV)(Subtest:22, Channel:19175, Bandwidth:5, Modulation:QPSK, RB Number: 25, RB Position:HIGH)**

Start Frequency (MHz)	Stop Frequency (MHz)	RBW (MHz)	Detector	Frequency (MHz)	Power (dBm)	Limit (dBm)	Verdict	Sweep Point
1905	1910	0.1	RMS	1906.888	7.06	30	Pass	401
1910	1911	0.051	RMS	1910	-29.38	-13	Pass	401
1911	1912	1	RMS	1911	-25.06	-13	Pass	2
1912	1920	1	RMS	1912	-26.2	-13	Pass	401



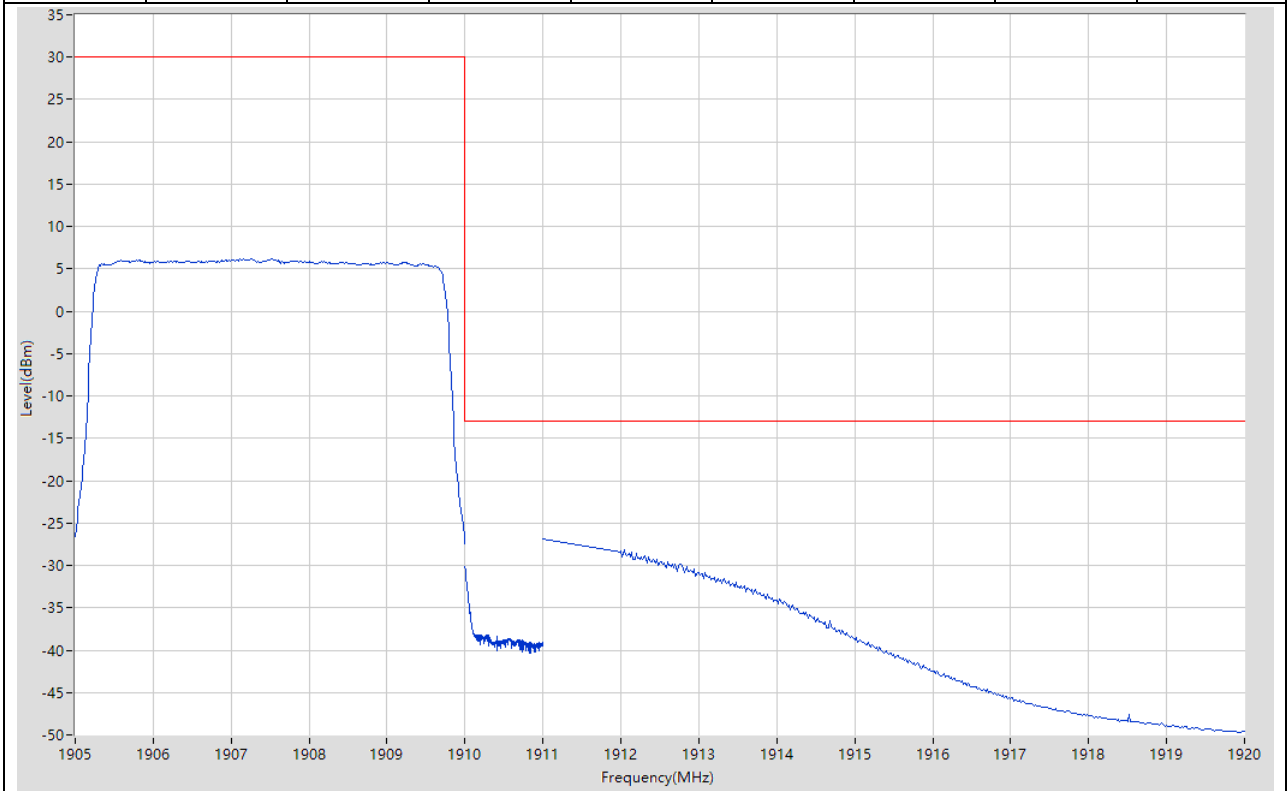
**8.23. LTE Band Edge\_Part22-24-27(NTNV)(Subtest:23, Channel:19175, Bandwidth:5, Modulation:Q16, RB Number: 1, RB Position:HIGH)**

Start Frequency (MHz)	Stop Frequency (MHz)	RBW (MHz)	Detector	Frequency (MHz)	Power (dBm)	Limit (dBm)	Verdict	Sweep Point
1905	1910	0.1	RMS	1909.638	20.2	30	Pass	401
1910	1911	0.051	RMS	1910	-17.98	-13	Pass	401
1911	1912	1	RMS	1911	-36.42	-13	Pass	2
1912	1920	1	RMS	1913.74	-38.13	-13	Pass	401



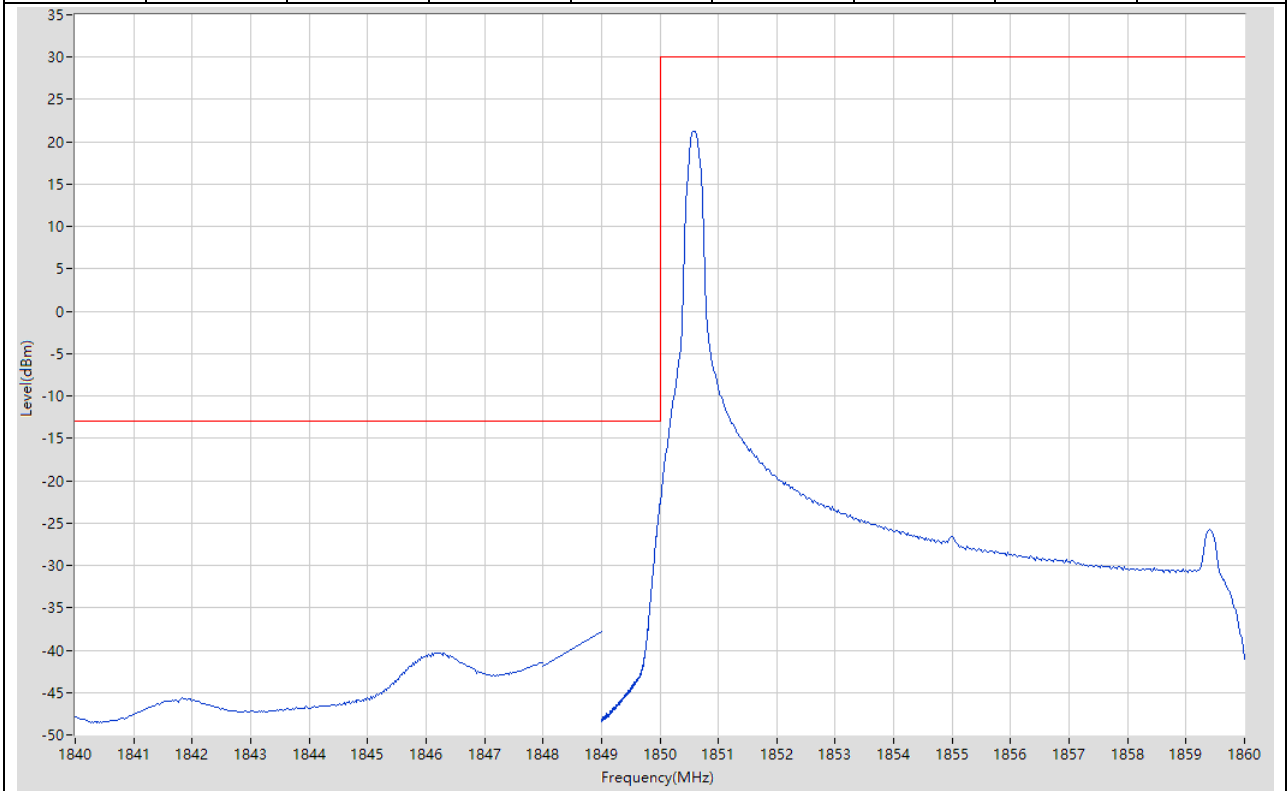
**8.24. LTE Band Edge\_Part22-24-27(NTNV)(Subtest:24, Channel:19175, Bandwidth:5, Modulation:Q16, RB Number: 25, RB Position:HIGH)**

Start Frequency (MHz)	Stop Frequency (MHz)	RBW (MHz)	Detector	Frequency (MHz)	Power (dBm)	Limit (dBm)	Verdict	Sweep Point
1905	1910	0.1	RMS	1907.25	6.19	30	Pass	401
1910	1911	0.051	RMS	1910	-30.13	-13	Pass	401
1911	1912	1	RMS	1911	-26.86	-13	Pass	2
1912	1920	1	RMS	1912.04	-28.2	-13	Pass	401



**8.25. LTE Band Edge\_Part22-24-27(NTNV)(Subtest:25, Channel:18650, Bandwidth:10, Modulation:QPSK, RB Number: 1, RB Position:LOW)**

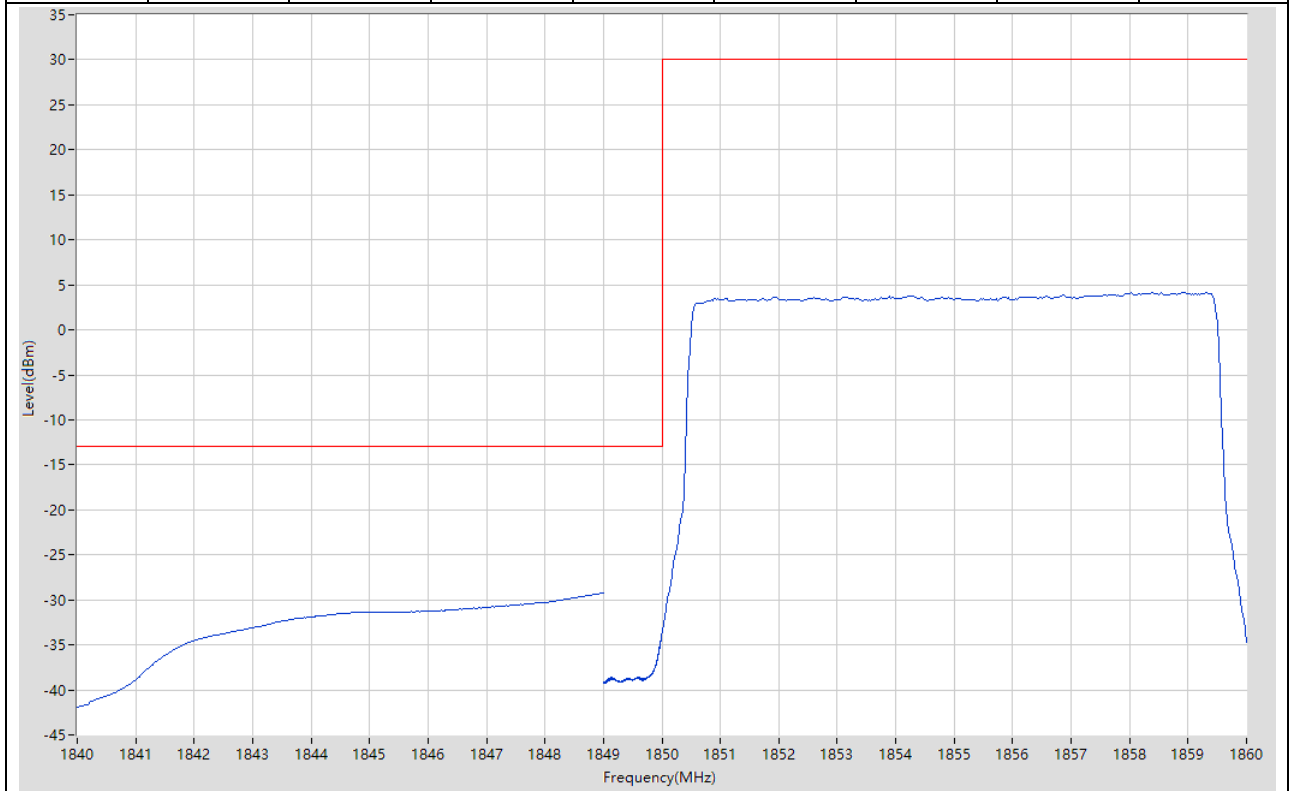
Start Frequency (MHz)	Stop Frequency (MHz)	RBW (MHz)	Detector	Frequency (MHz)	Power (dBm)	Limit (dBm)	Verdict	Sweep Point
1840	1848	1	RMS	1846.2	-40.32	-13	Pass	401
1848	1849	1	RMS	1849	-37.86	-13	Pass	2
1849	1850	0.1	RMS	1850	-22.51	-13	Pass	401
1850	1860	0.1	RMS	1850.6	21.28	30	Pass	401





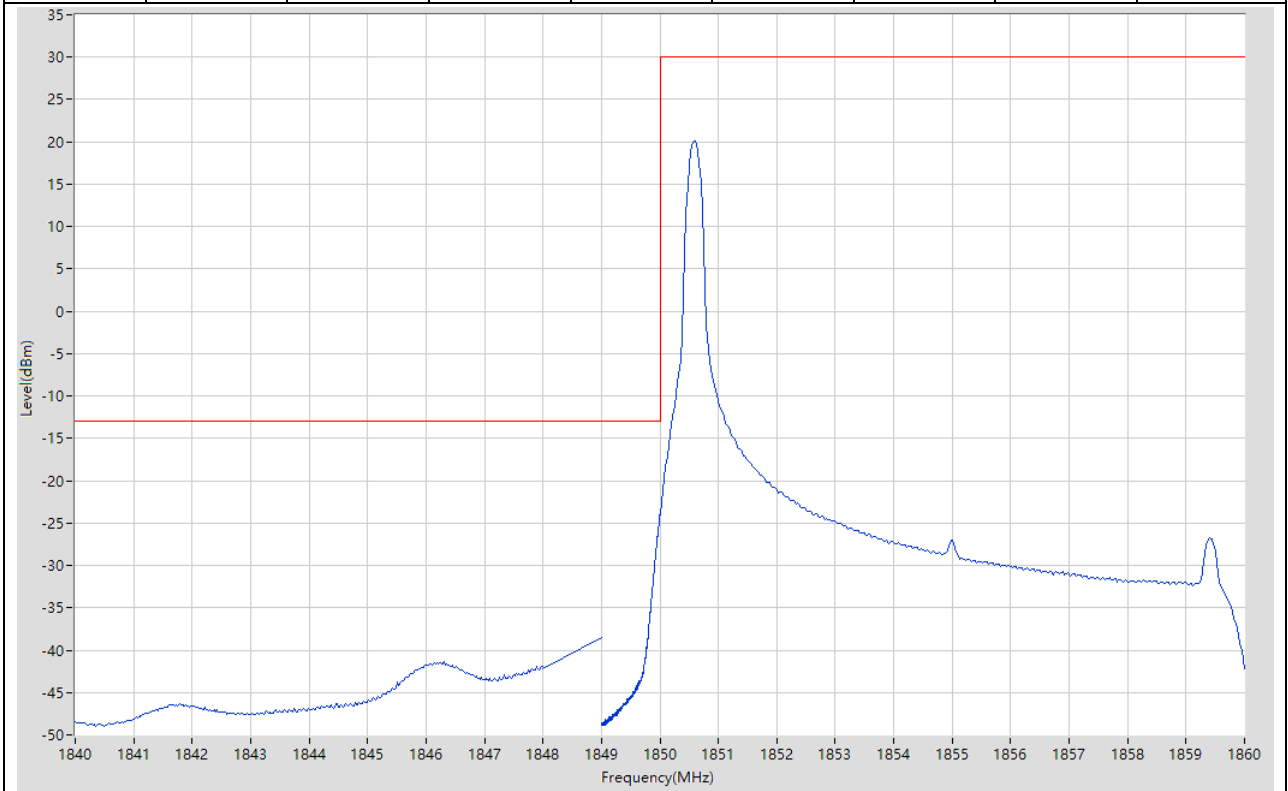
**8.26. LTE Band Edge\_Part22-24-27(NTNV)(Subtest:26, Channel:18650, Bandwidth:10, Modulation:QPSK, RB Number: 50, RB Position:LOW)**

Start Frequency (MHz)	Stop Frequency (MHz)	RBW (MHz)	Detector	Frequency (MHz)	Power (dBm)	Limit (dBm)	Verdict	Sweep Point
1840	1848	1	RMS	1848	-30.25	-13	Pass	401
1848	1849	1	RMS	1849	-29.19	-13	Pass	2
1849	1850	0.1	RMS	1850	-33.67	-13	Pass	401
1850	1860	0.1	RMS	1858.925	4.21	30	Pass	401



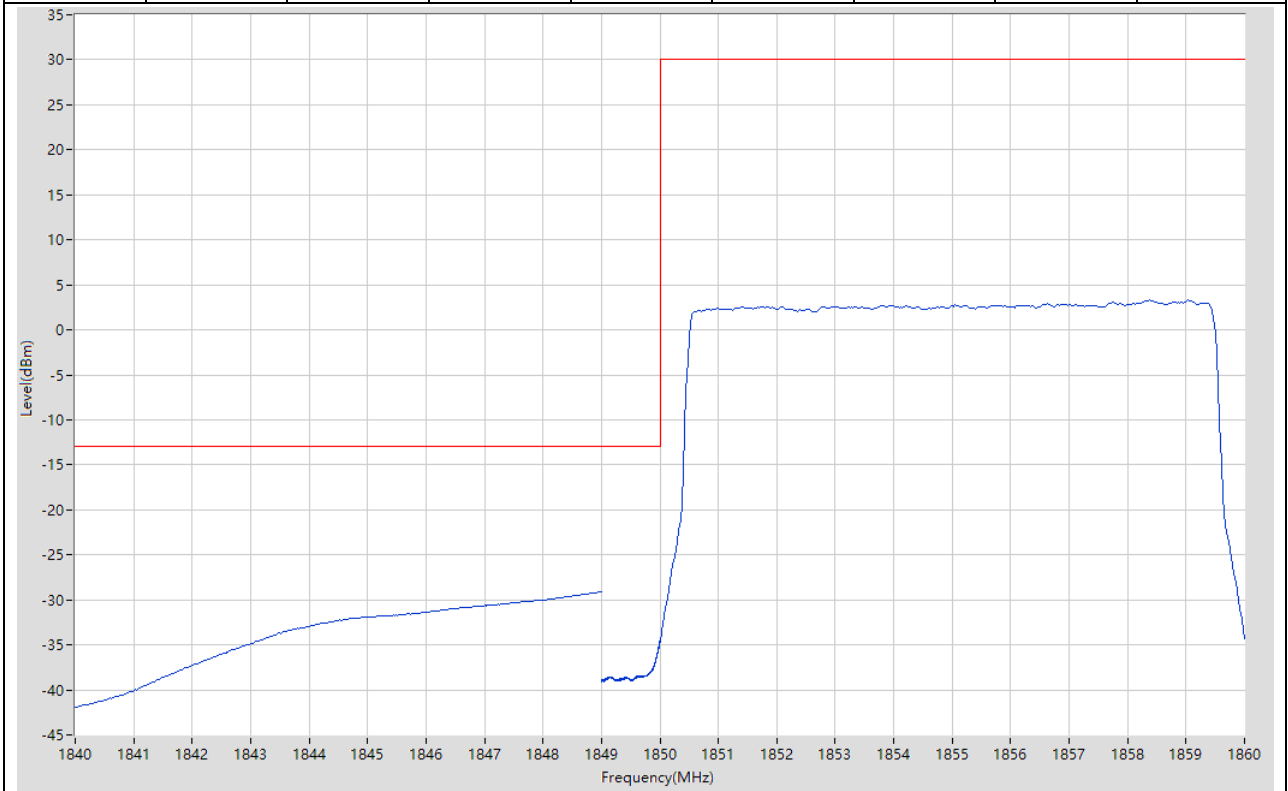
**8.27. LTE Band Edge\_Part22-24-27(NTNV)(Subtest:27, Channel:18650, Bandwidth:10, Modulation:Q16, RB Number: 1, RB Position:LOW)**

Start Frequency (MHz)	Stop Frequency (MHz)	RBW (MHz)	Detector	Frequency (MHz)	Power (dBm)	Limit (dBm)	Verdict	Sweep Point
1840	1848	1	RMS	1846.32	-41.4	-13	Pass	401
1848	1849	1	RMS	1849	-38.52	-13	Pass	2
1849	1850	0.1	RMS	1850	-24.04	-13	Pass	401
1850	1860	0.1	RMS	1850.6	20.06	30	Pass	401



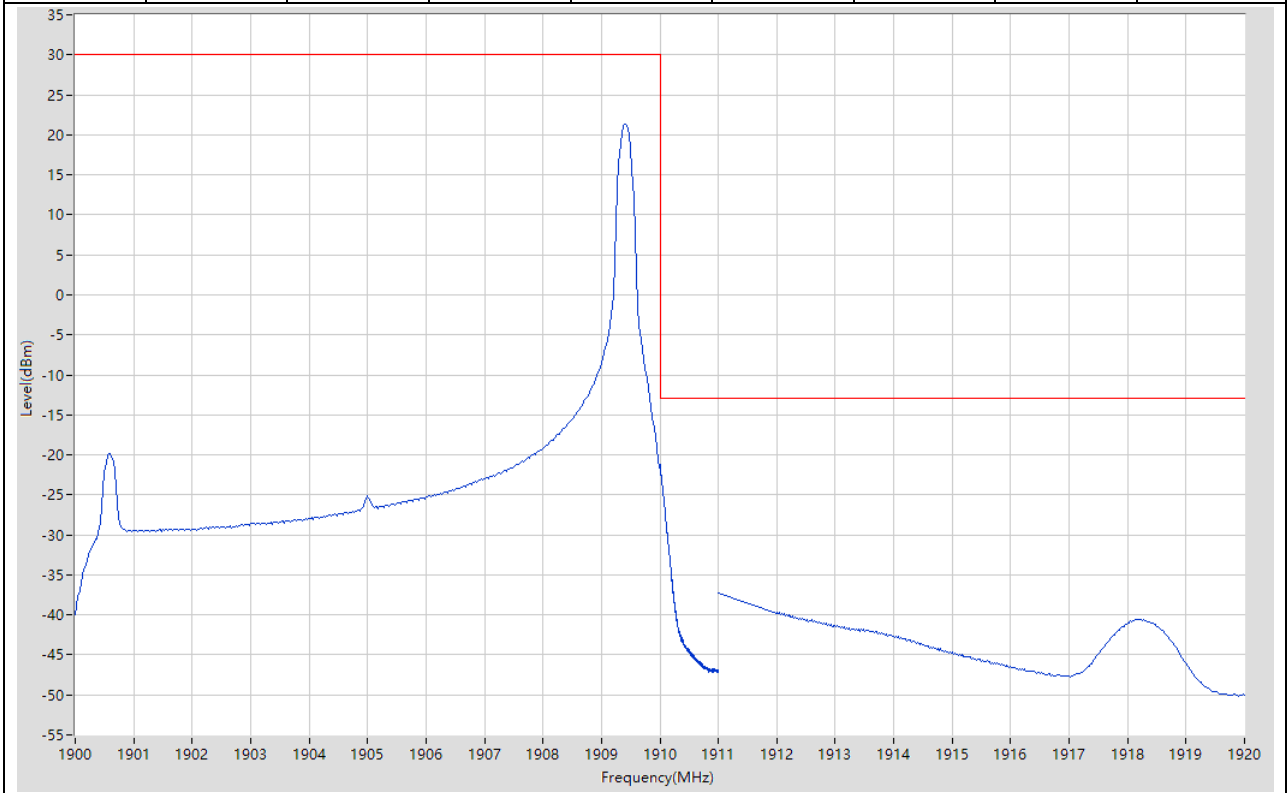
**8.28. LTE Band Edge\_Part22-24-27(NTNV)(Subtest:28, Channel:18650, Bandwidth:10, Modulation:Q16, RB Number: 50, RB Position:LOW)**

Start Frequency (MHz)	Stop Frequency (MHz)	RBW (MHz)	Detector	Frequency (MHz)	Power (dBm)	Limit (dBm)	Verdict	Sweep Point
1840	1848	1	RMS	1848	-30.03	-13	Pass	401
1848	1849	1	RMS	1849	-29.1	-13	Pass	2
1849	1850	0.1	RMS	1849.998	-34.6	-13	Pass	401
1850	1860	0.1	RMS	1858.375	3.32	30	Pass	401



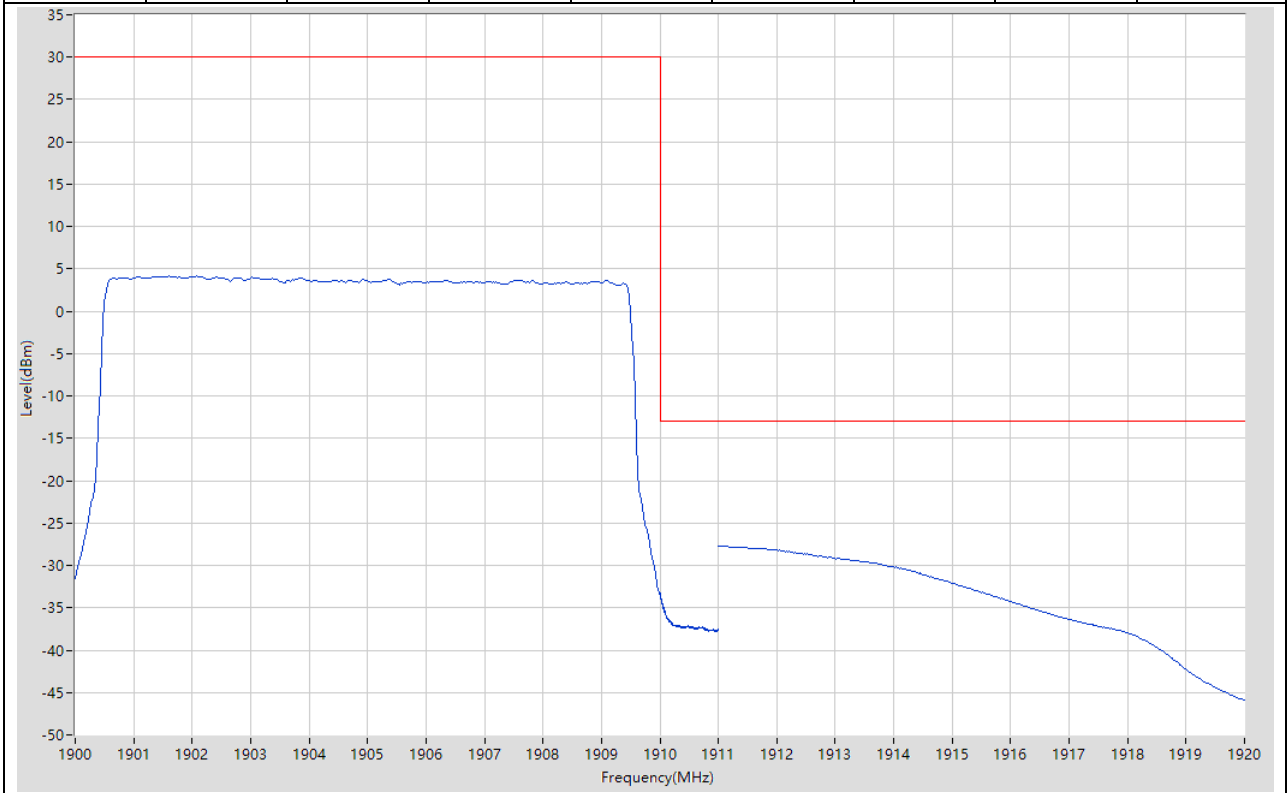
**8.29. LTE Band Edge\_Part22-24-27(NTNV)(Subtest:29, Channel:19150, Bandwidth:10, Modulation:QPSK, RB Number: 1, RB Position:HIGH)**

Start Frequency (MHz)	Stop Frequency (MHz)	RBW (MHz)	Detector	Frequency (MHz)	Power (dBm)	Limit (dBm)	Verdict	Sweep Point
1900	1910	0.1	RMS	1909.4	21.26	30	Pass	401
1910	1911	0.1	RMS	1910	-21.23	-13	Pass	401
1911	1912	1	RMS	1911	-37.27	-13	Pass	2
1912	1920	1	RMS	1912	-39.67	-13	Pass	401



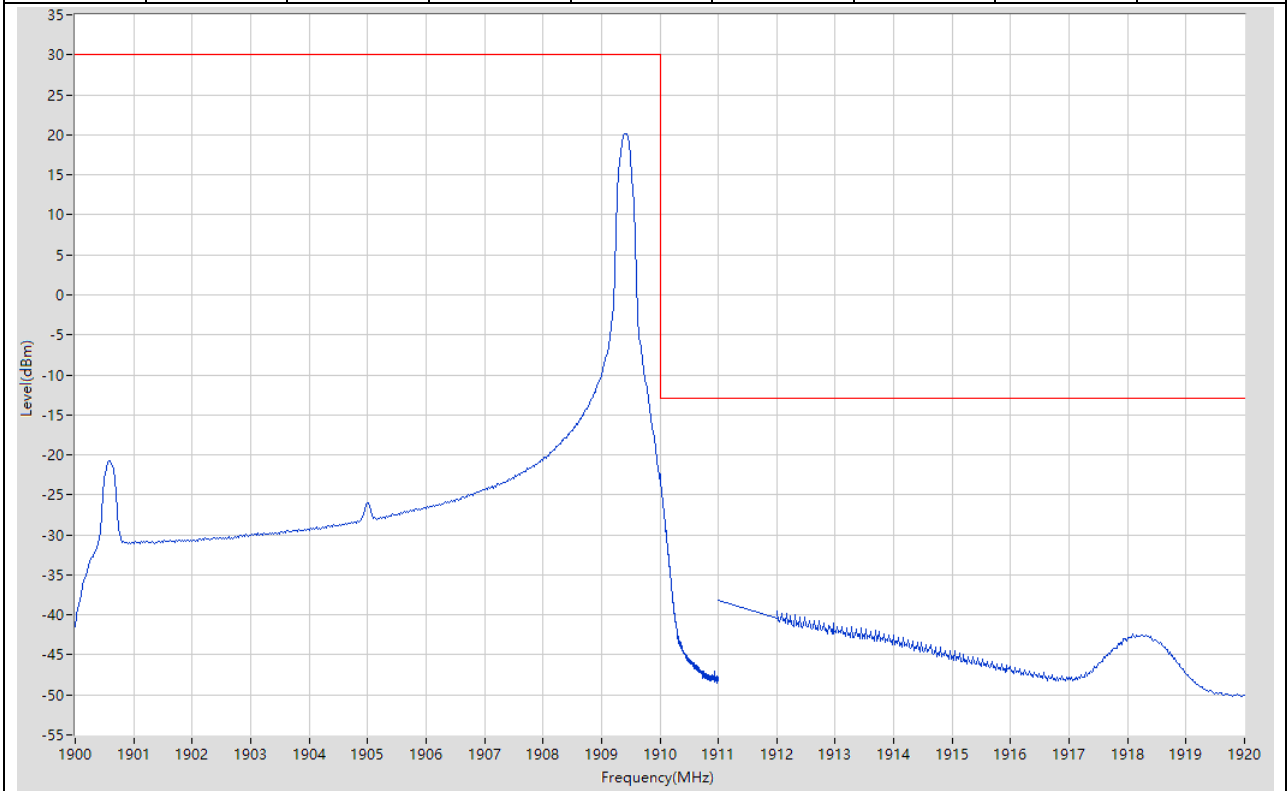
**8.30. LTE Band Edge\_Part22-24-27(NTNV)(Subtest:30, Channel:19150, Bandwidth:10, Modulation:QPSK, RB Number: 50, RB Position:HIGH)**

Start Frequency (MHz)	Stop Frequency (MHz)	RBW (MHz)	Detector	Frequency (MHz)	Power (dBm)	Limit (dBm)	Verdict	Sweep Point
1900	1910	0.1	RMS	1902.075	4.18	30	Pass	401
1910	1911	0.1	RMS	1910	-33.28	-13	Pass	401
1911	1912	1	RMS	1911	-27.66	-13	Pass	2
1912	1920	1	RMS	1912	-28.13	-13	Pass	401



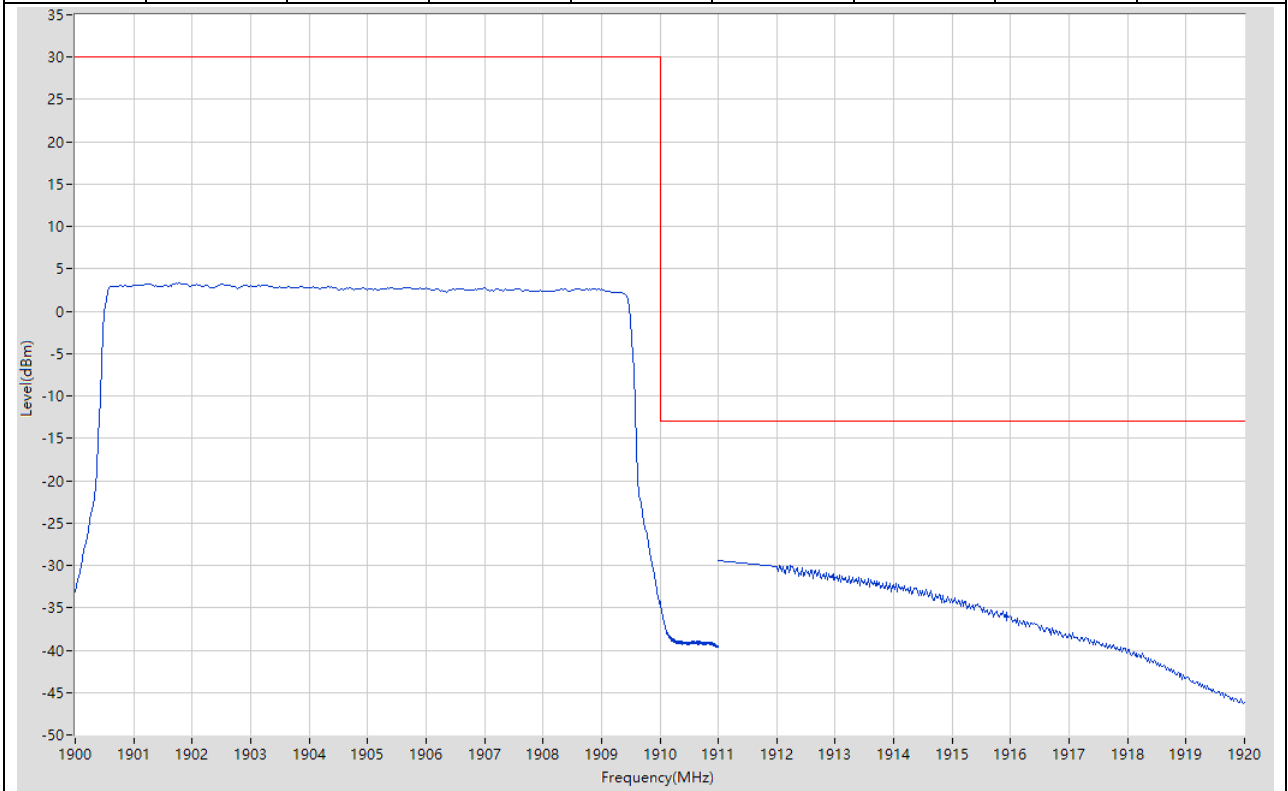
**8.31. LTE Band Edge\_Part22-24-27(NTNV)(Subtest:31, Channel:19150, Bandwidth:10, Modulation:Q16, RB Number: 1, RB Position:HIGH)**

Start Frequency (MHz)	Stop Frequency (MHz)	RBW (MHz)	Detector	Frequency (MHz)	Power (dBm)	Limit (dBm)	Verdict	Sweep Point
1900	1910	0.1	RMS	1909.425	20.09	30	Pass	401
1910	1911	0.1	RMS	1910	-22.46	-13	Pass	401
1911	1912	1	RMS	1911	-38.14	-13	Pass	2
1912	1920	1	RMS	1912	-39.57	-13	Pass	401



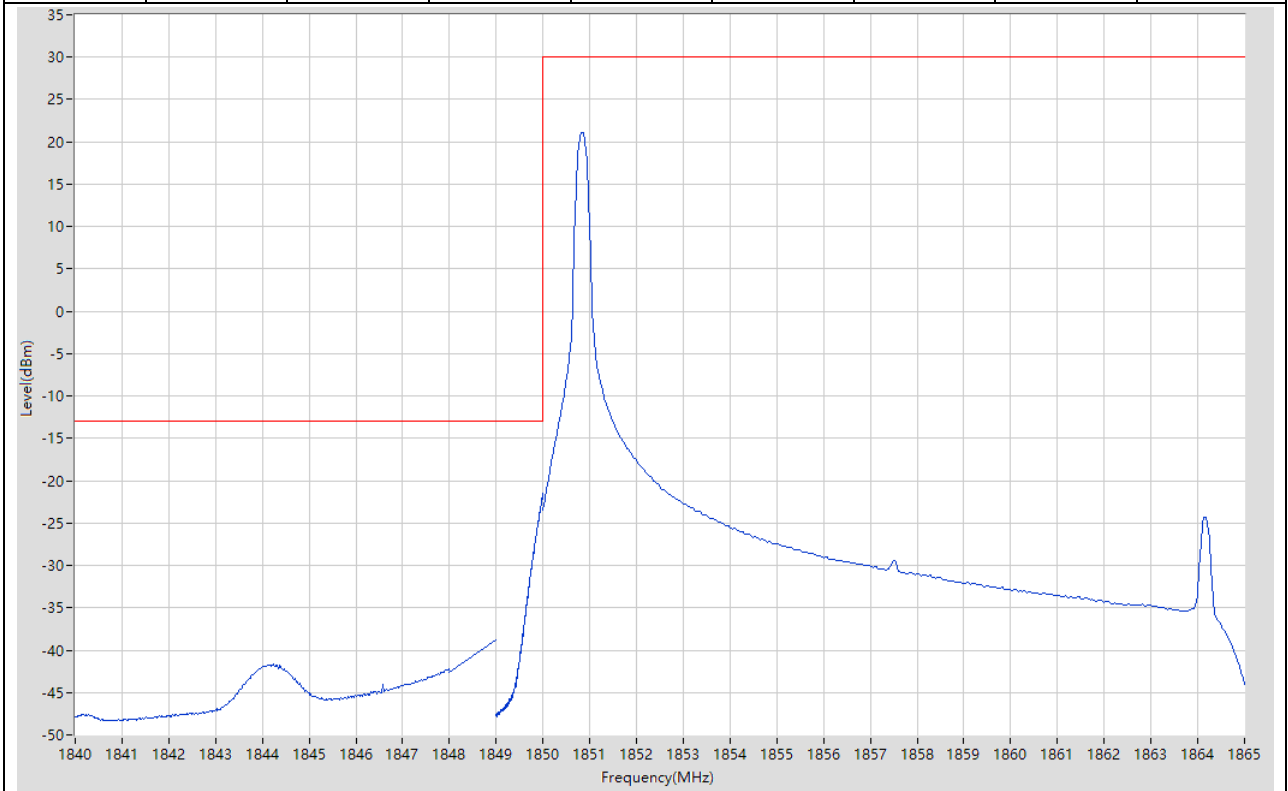
**8.32. LTE Band Edge\_Part22-24-27(NTNV)(Subtest:32, Channel:19150, Bandwidth:10, Modulation:Q16, RB Number: 50, RB Position:HIGH)**

Start Frequency (MHz)	Stop Frequency (MHz)	RBW (MHz)	Detector	Frequency (MHz)	Power (dBm)	Limit (dBm)	Verdict	Sweep Point
1900	1910	0.1	RMS	1901.725	3.33	30	Pass	401
1910	1911	0.1	RMS	1910	-34.27	-13	Pass	401
1911	1912	1	RMS	1911	-29.49	-13	Pass	2
1912	1920	1	RMS	1912.04	-29.96	-13	Pass	401



**8.33. LTE Band Edge\_Part22-24-27(NTNV)(Subtest:33, Channel:18675, Bandwidth:15, Modulation:QPSK, RB Number: 1, RB Position:LOW)**

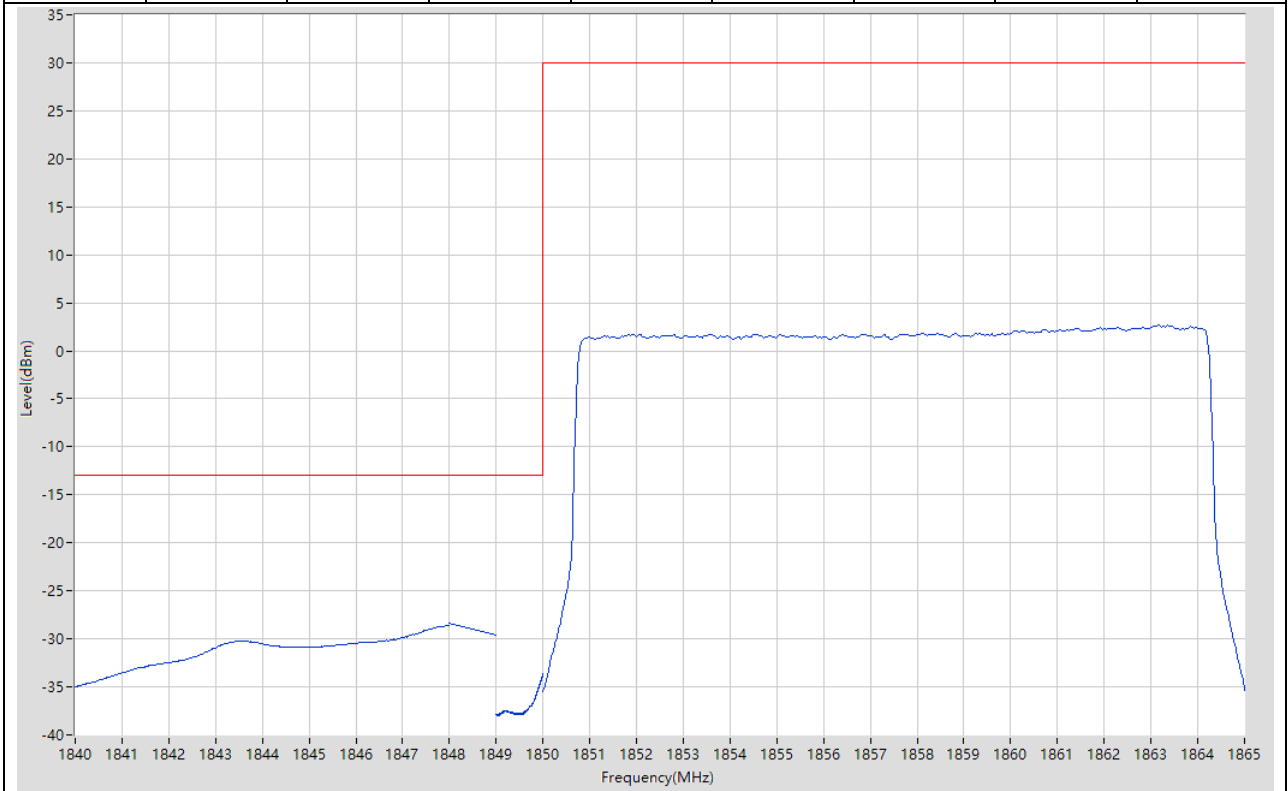
Start Frequency (MHz)	Stop Frequency (MHz)	RBW (MHz)	Detector	Frequency (MHz)	Power (dBm)	Limit (dBm)	Verdict	Sweep Point
1840	1848	1	RMS	1844.24	-41.62	-13	Pass	401
1848	1849	1	RMS	1849	-38.84	-13	Pass	2
1849	1850	0.15	RMS	1850	-21.41	-13	Pass	401
1850	1865	0.1	RMS	1850.825	21.16	30	Pass	401





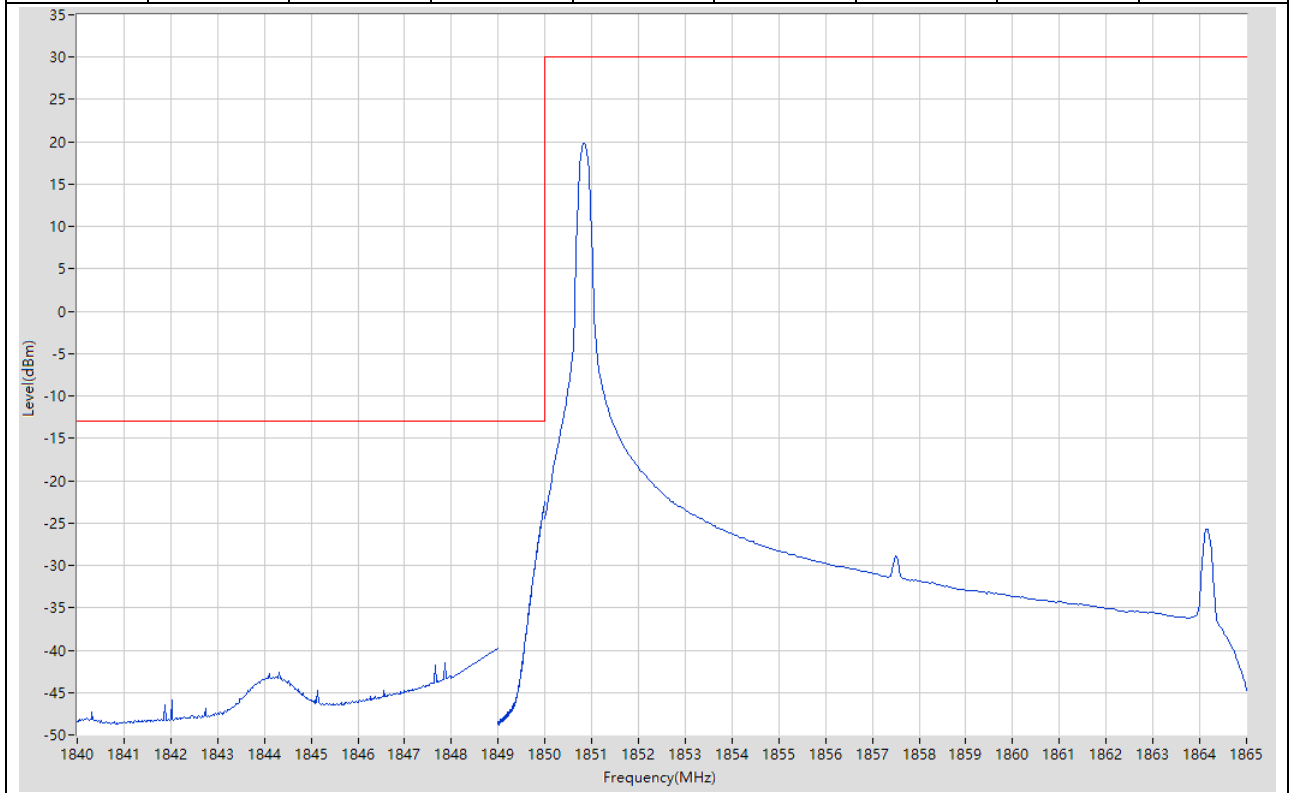
**8.34. LTE Band Edge\_Part22-24-27(NTNV)(Subtest:34, Channel:18675, Bandwidth:15, Modulation:QPSK, RB Number: 75, RB Position:LOW)**

Start Frequency (MHz)	Stop Frequency (MHz)	RBW (MHz)	Detector	Frequency (MHz)	Power (dBm)	Limit (dBm)	Verdict	Sweep Point
1840	1848	1	RMS	1848	-28.63	-13	Pass	401
1848	1849	1	RMS	1848	-28.39	-13	Pass	2
1849	1850	0.15	RMS	1849.998	-33.66	-13	Pass	401
1850	1865	0.1	RMS	1863.35	2.68	30	Pass	401



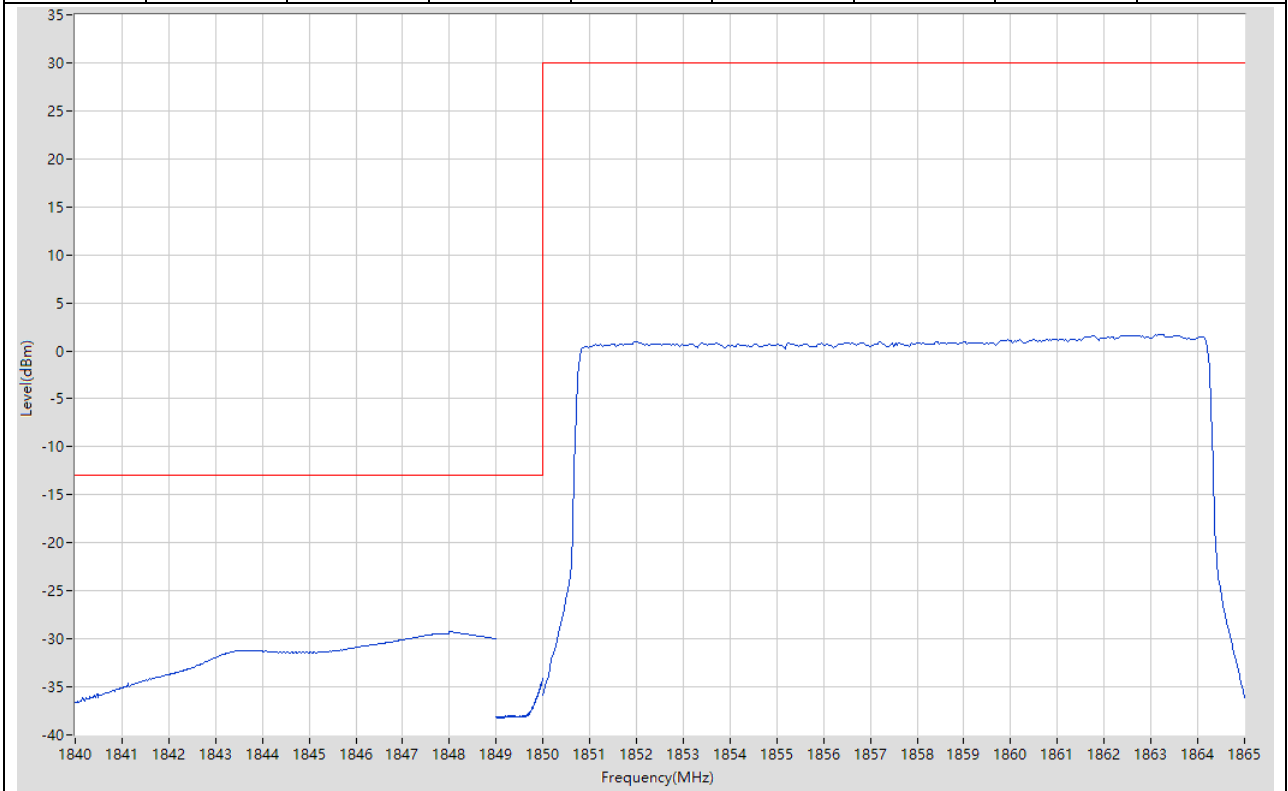
**8.35. LTE Band Edge\_Part22-24-27(NTNV)(Subtest:35, Channel:18675, Bandwidth:15, Modulation:Q16, RB Number: 1, RB Position:LOW)**

Start Frequency (MHz)	Stop Frequency (MHz)	RBW (MHz)	Detector	Frequency (MHz)	Power (dBm)	Limit (dBm)	Verdict	Sweep Point
1840	1848	1	RMS	1847.86	-41.5	-13	Pass	401
1848	1849	1	RMS	1849	-39.77	-13	Pass	2
1849	1850	0.15	RMS	1849.998	-22.42	-13	Pass	401
1850	1865	0.1	RMS	1850.825	19.88	30	Pass	401



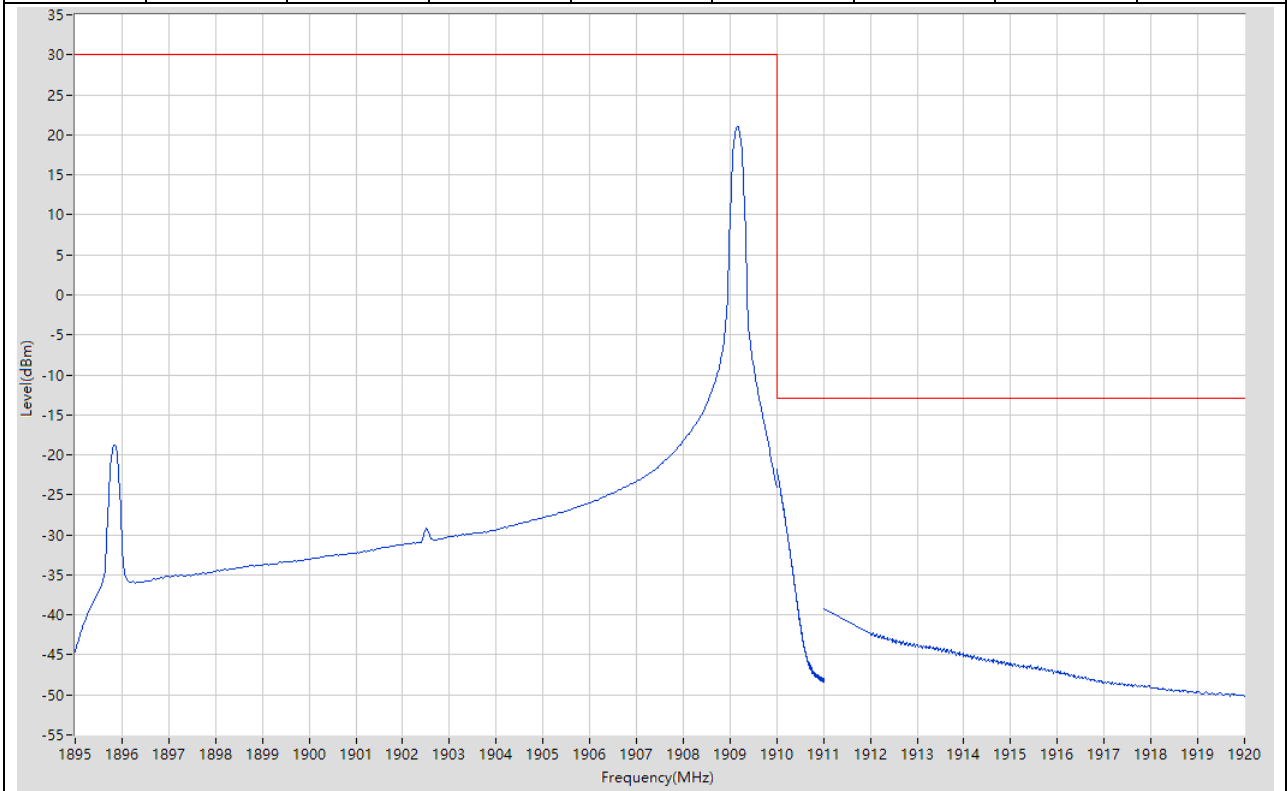
**8.36. LTE Band Edge\_Part22-24-27(NTNV)(Subtest:36, Channel:18675, Bandwidth:15, Modulation:Q16, RB Number: 75, RB Position:LOW)**

Start Frequency (MHz)	Stop Frequency (MHz)	RBW (MHz)	Detector	Frequency (MHz)	Power (dBm)	Limit (dBm)	Verdict	Sweep Point
1840	1848	1	RMS	1848	-29.42	-13	Pass	401
1848	1849	1	RMS	1848	-29.28	-13	Pass	2
1849	1850	0.15	RMS	1849.993	-34.14	-13	Pass	401
1850	1865	0.1	RMS	1863.275	1.75	30	Pass	401



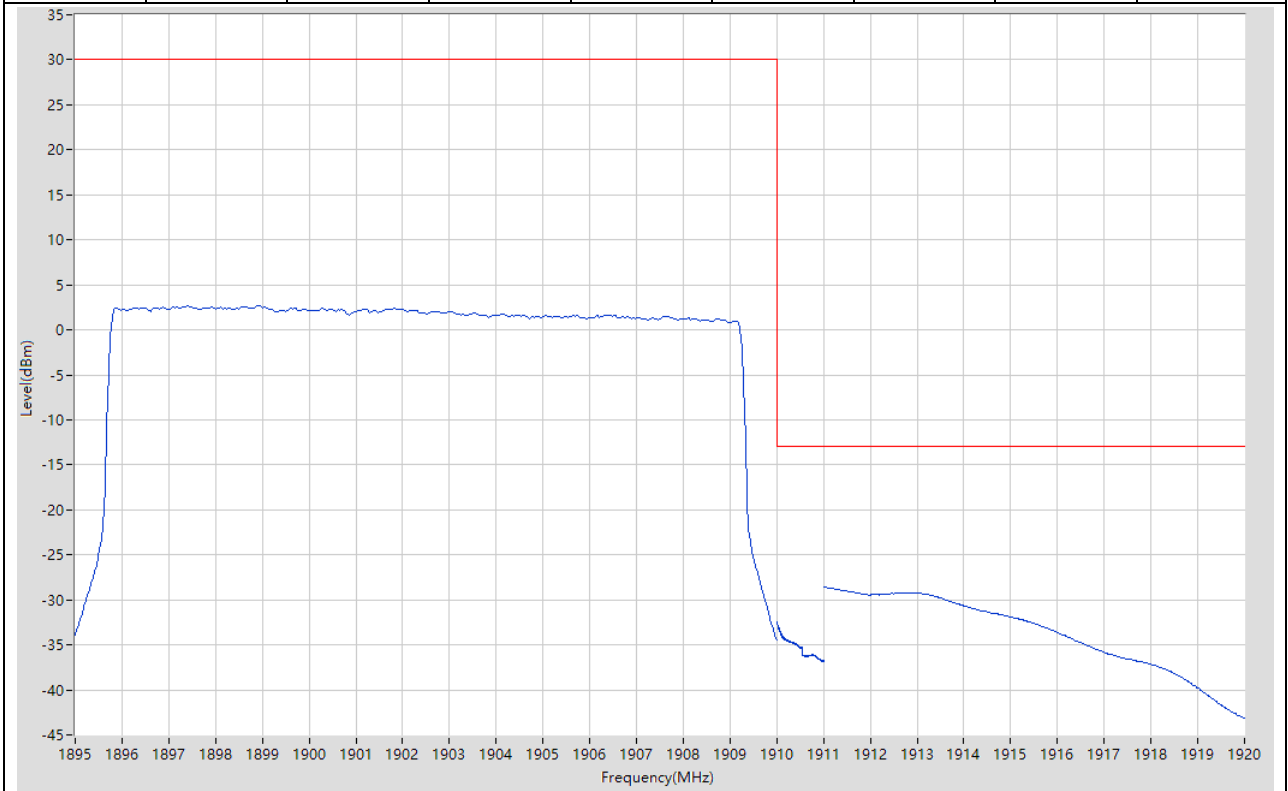
**8.37. LTE Band Edge\_Part22-24-27(NTNV)(Subtest:37, Channel:19125, Bandwidth:15, Modulation:QPSK, RB Number: 1, RB Position:HIGH)**

Start Frequency (MHz)	Stop Frequency (MHz)	RBW (MHz)	Detector	Frequency (MHz)	Power (dBm)	Limit (dBm)	Verdict	Sweep Point
1895	1910	0.1	RMS	1909.175	20.99	30	Pass	401
1910	1911	0.15	RMS	1910	-21.81	-13	Pass	401
1911	1912	1	RMS	1911	-39.16	-13	Pass	2
1912	1920	1	RMS	1912.06	-42.27	-13	Pass	401



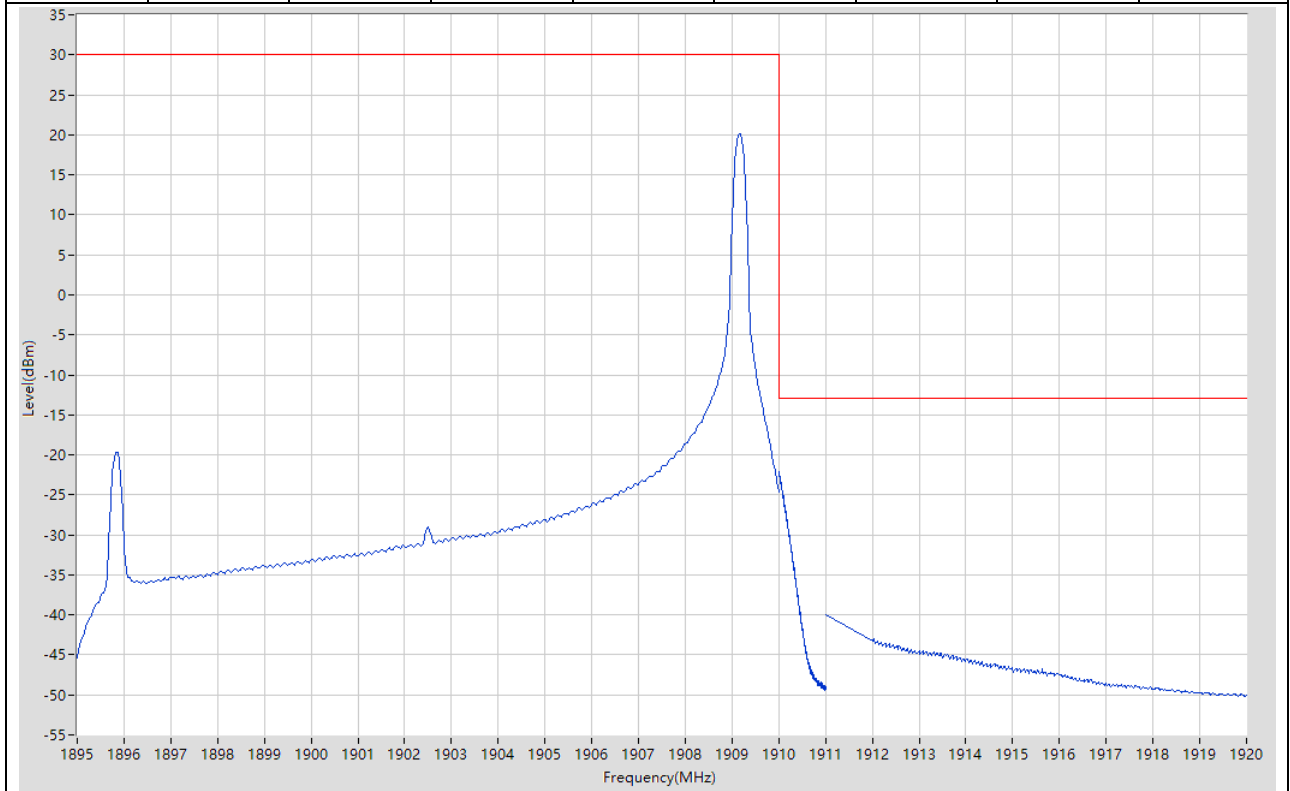
**8.38. LTE Band Edge\_Part22-24-27(NTNV)(Subtest:38, Channel:19125, Bandwidth:15, Modulation:QPSK, RB Number: 75, RB Position:HIGH)**

Start Frequency (MHz)	Stop Frequency (MHz)	RBW (MHz)	Detector	Frequency (MHz)	Power (dBm)	Limit (dBm)	Verdict	Sweep Point
1895	1910	0.1	RMS	1897.4	2.67	30	Pass	401
1910	1911	0.15	RMS	1910.003	-32.45	-13	Pass	401
1911	1912	1	RMS	1911	-28.52	-13	Pass	2
1912	1920	1	RMS	1912.86	-29.19	-13	Pass	401



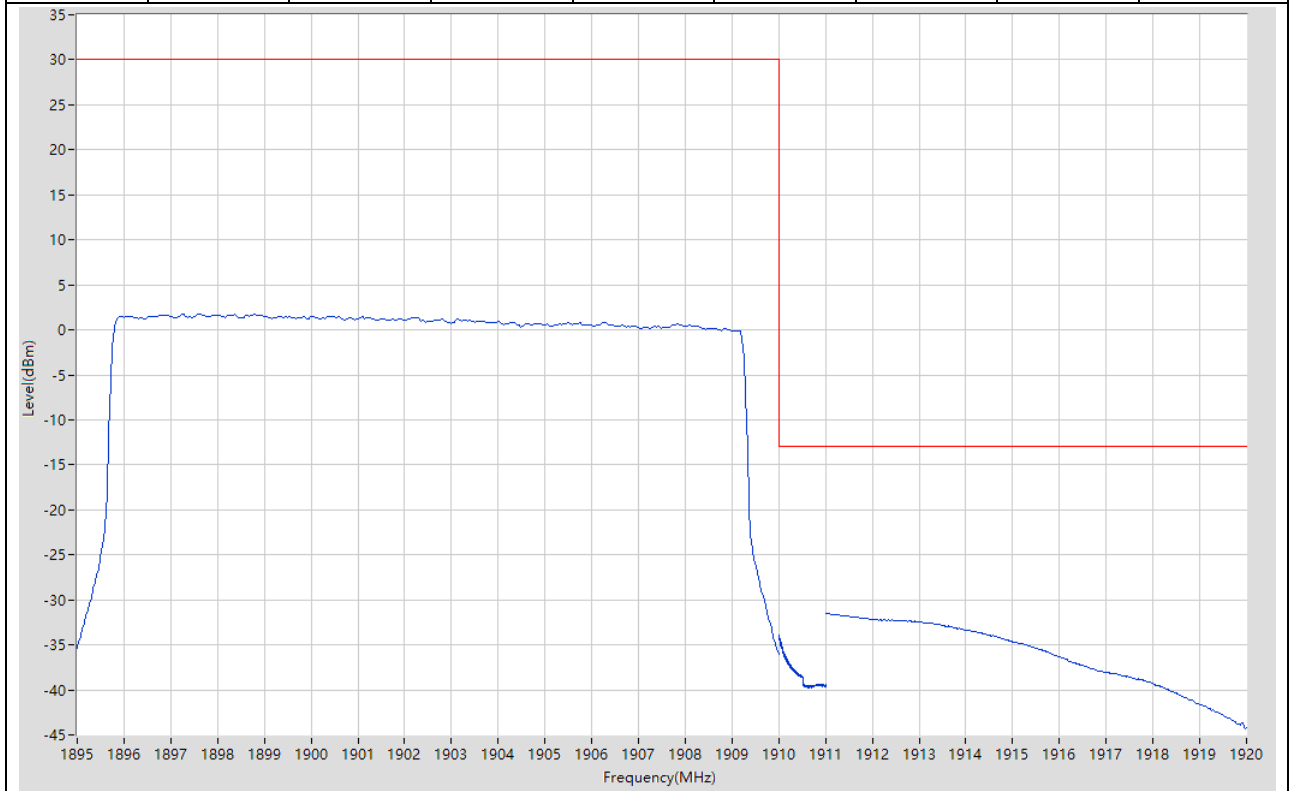
**8.39. LTE Band Edge\_Part22-24-27(NTNV)(Subtest:39, Channel:19125, Bandwidth:15, Modulation:Q16, RB Number: 1, RB Position:HIGH)**

Start Frequency (MHz)	Stop Frequency (MHz)	RBW (MHz)	Detector	Frequency (MHz)	Power (dBm)	Limit (dBm)	Verdict	Sweep Point
1895	1910	0.1	RMS	1909.175	20.08	30	Pass	401
1910	1911	0.15	RMS	1910.008	-22.09	-13	Pass	401
1911	1912	1	RMS	1911	-39.94	-13	Pass	2
1912	1920	1	RMS	1912.04	-43.02	-13	Pass	401



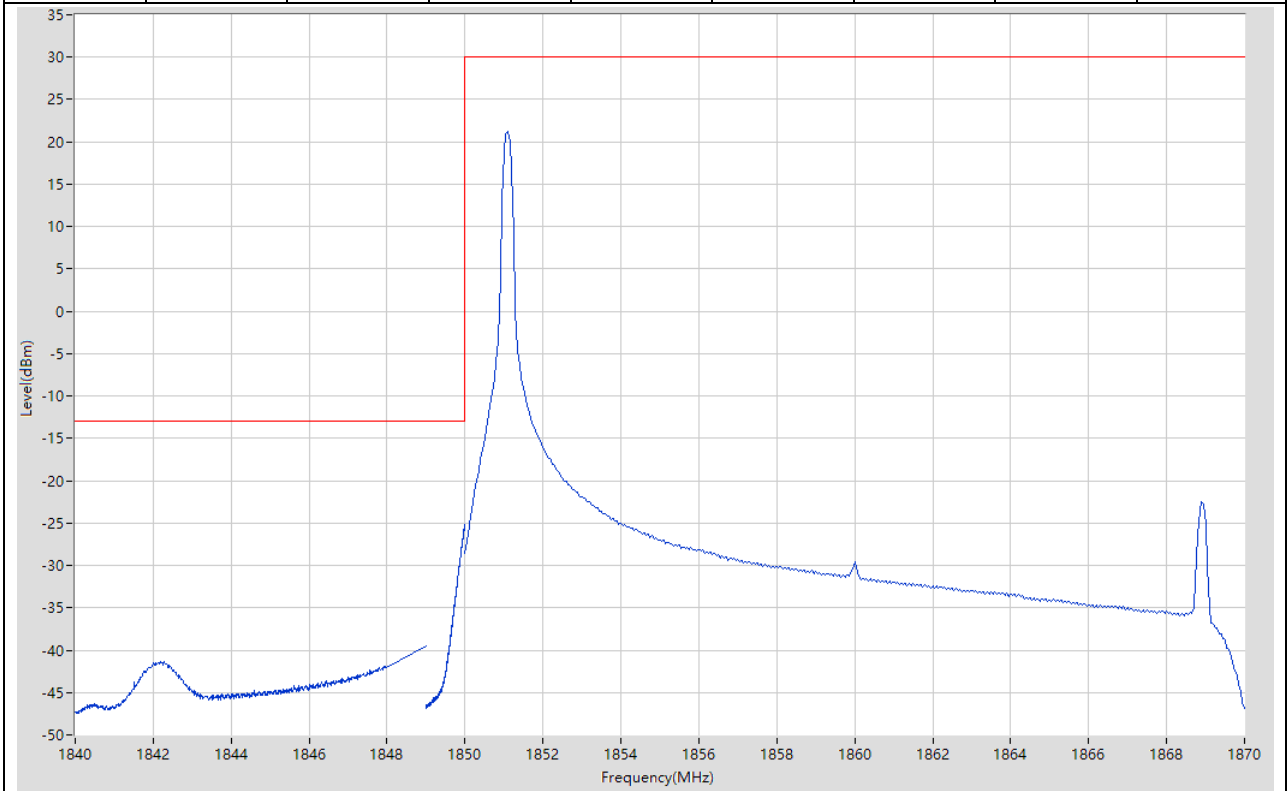
**8.40. LTE Band Edge\_Part22-24-27(NTNV)(Subtest:40, Channel:19125, Bandwidth:15, Modulation:Q16, RB Number: 75, RB Position:HIGH)**

Start Frequency (MHz)	Stop Frequency (MHz)	RBW (MHz)	Detector	Frequency (MHz)	Power (dBm)	Limit (dBm)	Verdict	Sweep Point
1895	1910	0.1	RMS	1898.788	1.76	30	Pass	401
1910	1911	0.15	RMS	1910.005	-33.92	-13	Pass	401
1911	1912	1	RMS	1911	-31.54	-13	Pass	2
1912	1920	1	RMS	1912.02	-32.12	-13	Pass	401



**8.41. LTE Band Edge\_Part22-24-27(NTNV)(Subtest:41, Channel:18700, Bandwidth:20, Modulation:QPSK, RB Number: 1, RB Position:LOW)**

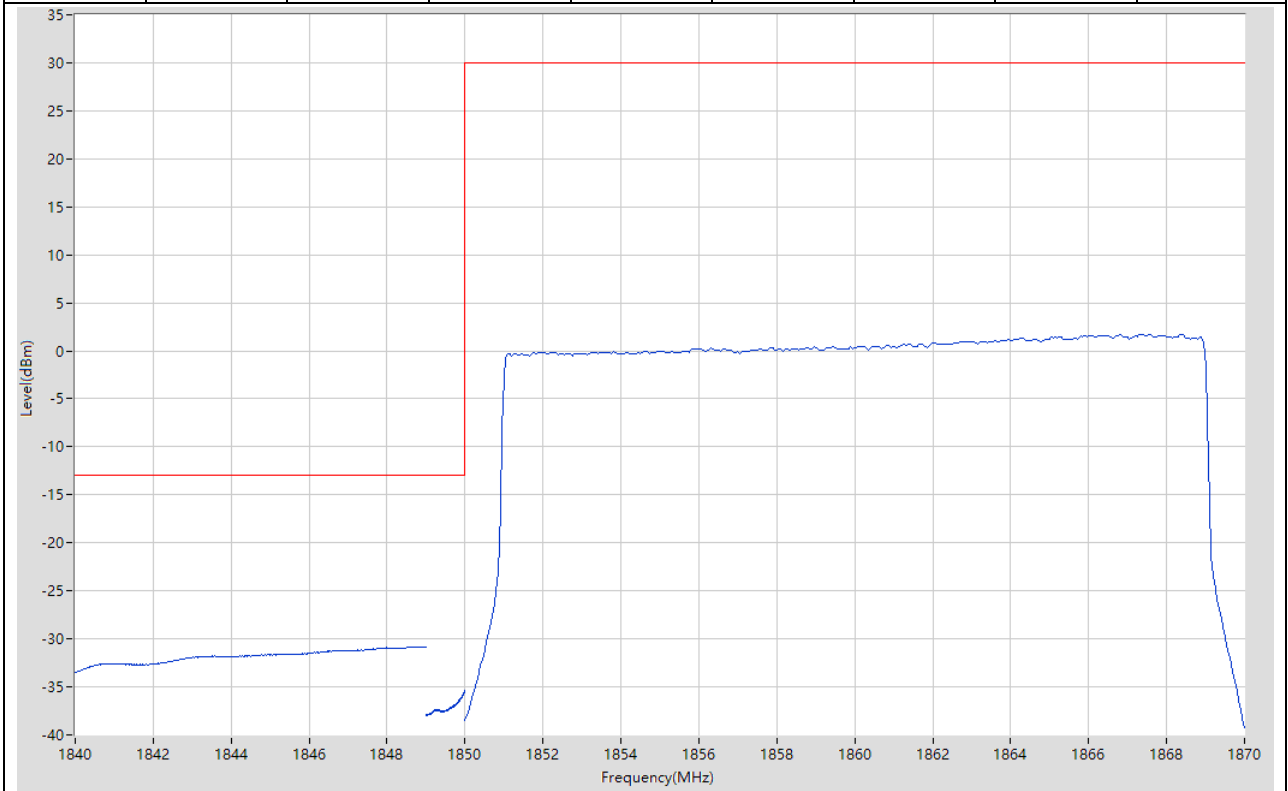
Start Frequency (MHz)	Stop Frequency (MHz)	RBW (MHz)	Detector	Frequency (MHz)	Power (dBm)	Limit (dBm)	Verdict	Sweep Point
1840	1848	1	RMS	1842.28	-41.38	-13	Pass	401
1848	1849	1	RMS	1849	-39.46	-13	Pass	2
1849	1850	0.2	RMS	1849.995	-25.22	-13	Pass	401
1850	1870	0.1	RMS	1851.1	21.2	30	Pass	401





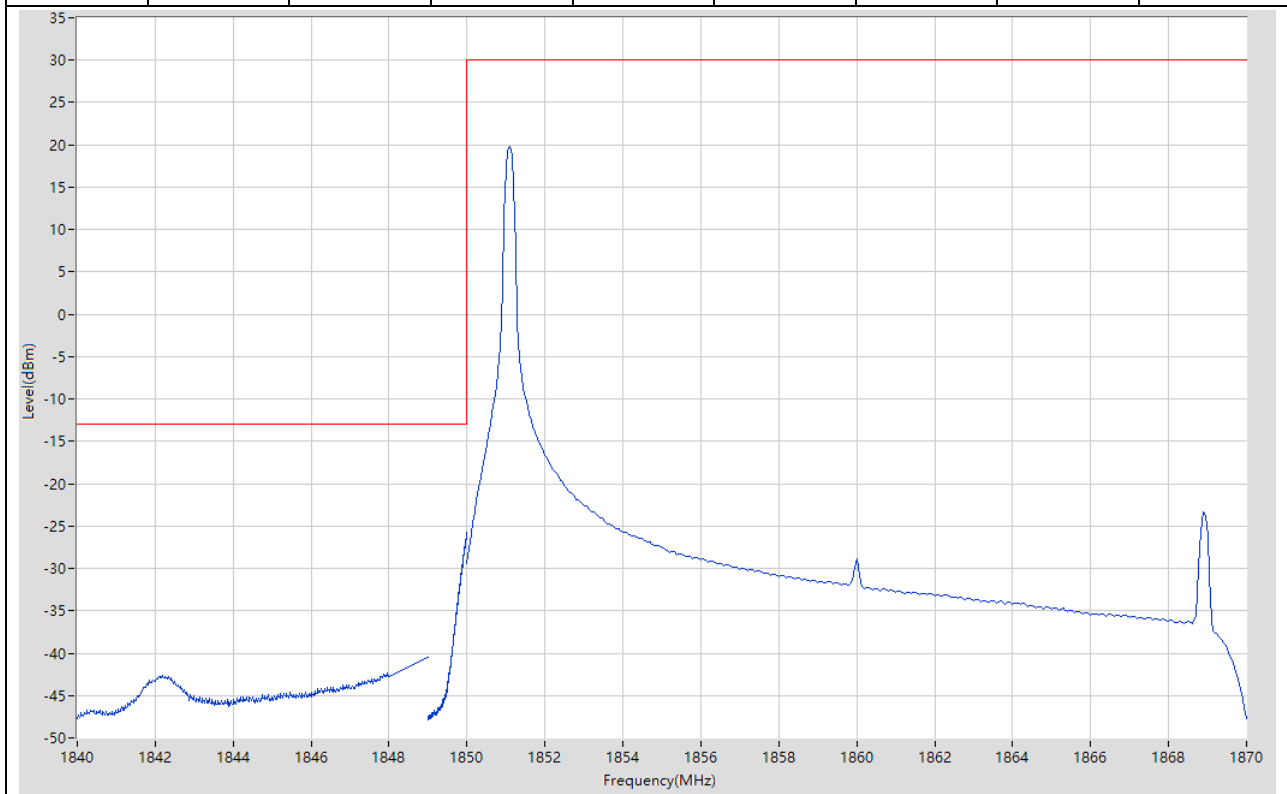
**8.42. LTE Band Edge\_Part22-24-27(NTNV)(Subtest:42, Channel:18700, Bandwidth:20, Modulation:QPSK, RB Number: 100, RB Position:LOW)**

Start Frequency (MHz)	Stop Frequency (MHz)	RBW (MHz)	Detector	Frequency (MHz)	Power (dBm)	Limit (dBm)	Verdict	Sweep Point
1840	1848	1	RMS	1847.98	-30.89	-13	Pass	401
1848	1849	1	RMS	1849	-30.82	-13	Pass	2
1849	1850	0.2	RMS	1850	-35.31	-13	Pass	401
1850	1870	0.1	RMS	1867.6	1.75	30	Pass	401



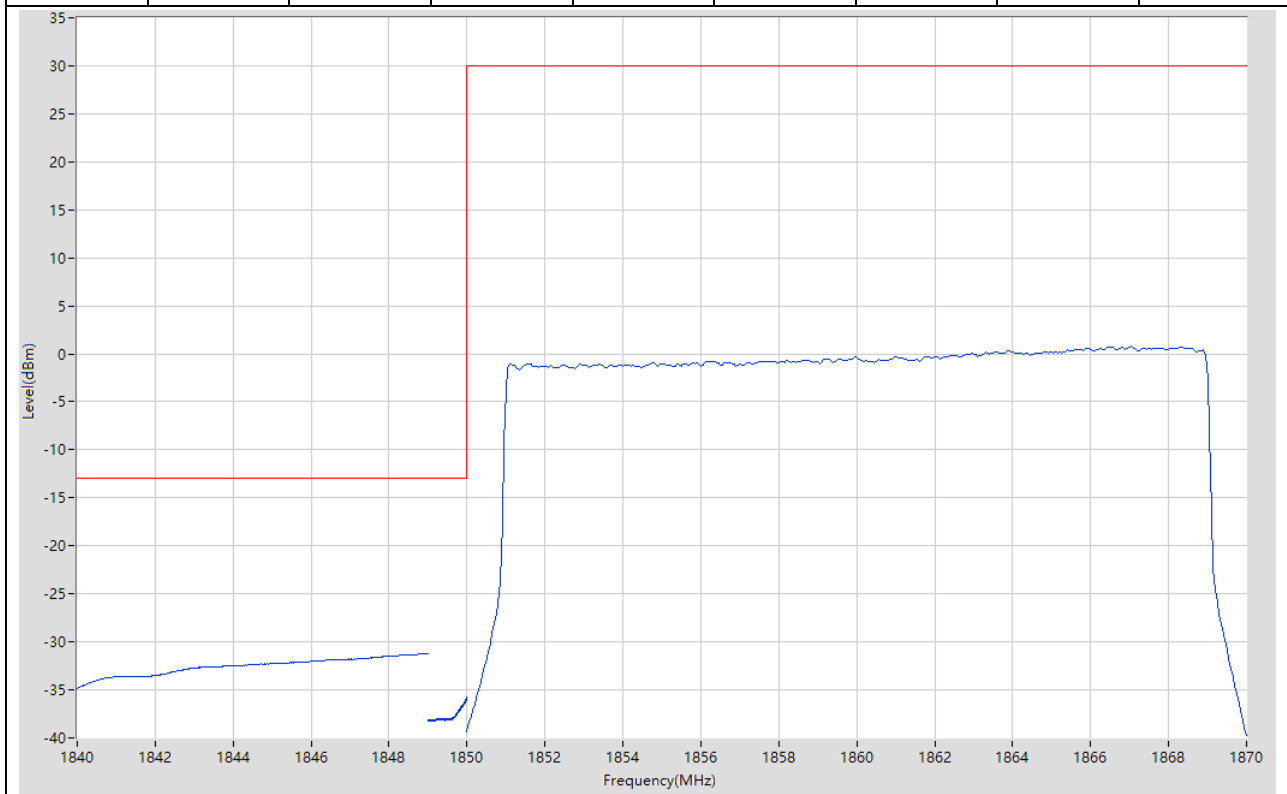
**8.43. LTE Band Edge\_Part22-24-27(NTNV)(Subtest:43, Channel:18700, Bandwidth:20, Modulation:Q16, RB Number: 1, RB Position:LOW)**

Start Frequency (MHz)	Stop Frequency (MHz)	RBW (MHz)	Detector	Frequency (MHz)	Power (dBm)	Limit (dBm)	Verdict	Sweep Point
1840	1848	1	RMS	1847.94	-42.41	-13	Pass	401
1848	1849	1	RMS	1849	-40.51	-13	Pass	2
1849	1850	0.2	RMS	1849.998	-25.71	-13	Pass	401
1850	1870	0.1	RMS	1851.1	19.81	30	Pass	401



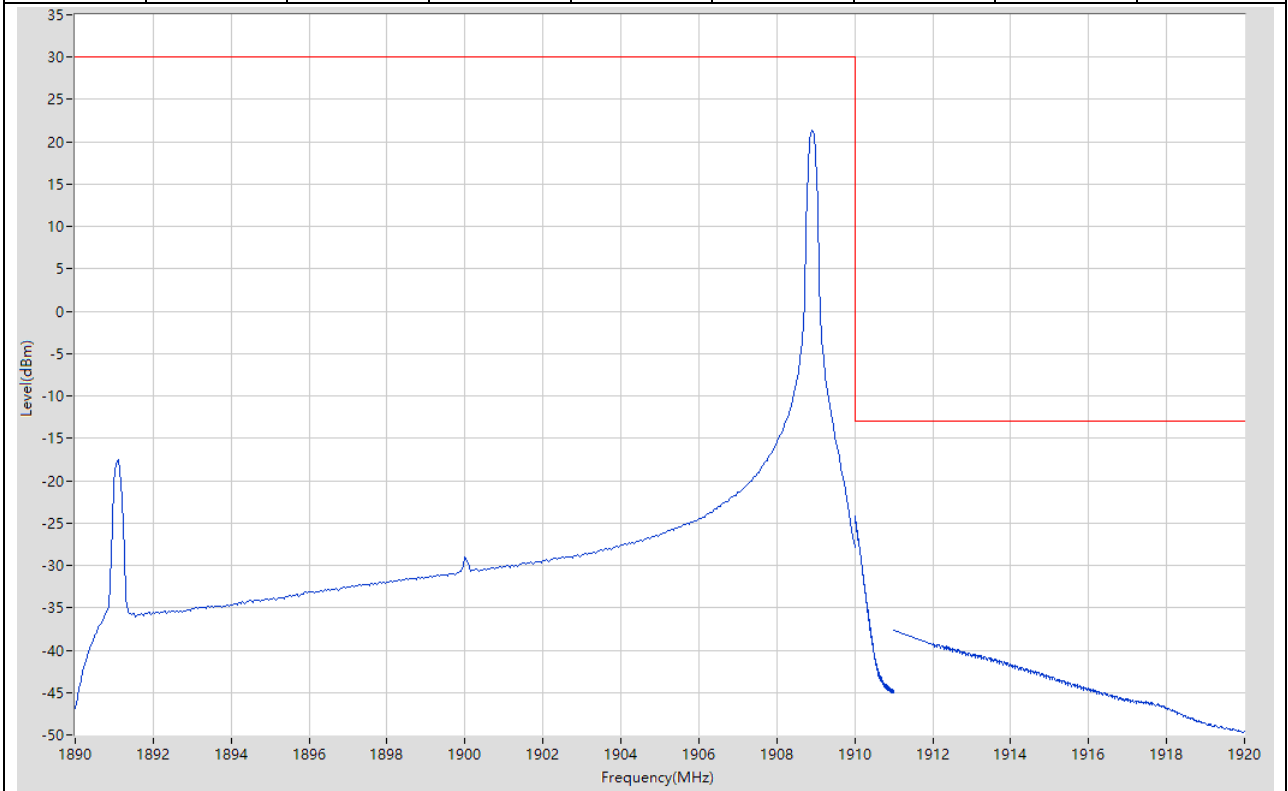
**8.44. LTE Band Edge\_Part22-24-27(NTNV)(Subtest:44, Channel:18700, Bandwidth:20, Modulation:Q16, RB Number: 100, RB Position:LOW)**

Start Frequency (MHz)	Stop Frequency (MHz)	RBW (MHz)	Detector	Frequency (MHz)	Power (dBm)	Limit (dBm)	Verdict	Sweep Point
1840	1848	1	RMS	1848	-31.47	-13	Pass	401
1848	1849	1	RMS	1849	-31.22	-13	Pass	2
1849	1850	0.2	RMS	1849.995	-35.74	-13	Pass	401
1850	1870	0.1	RMS	1867.05	0.77	30	Pass	401



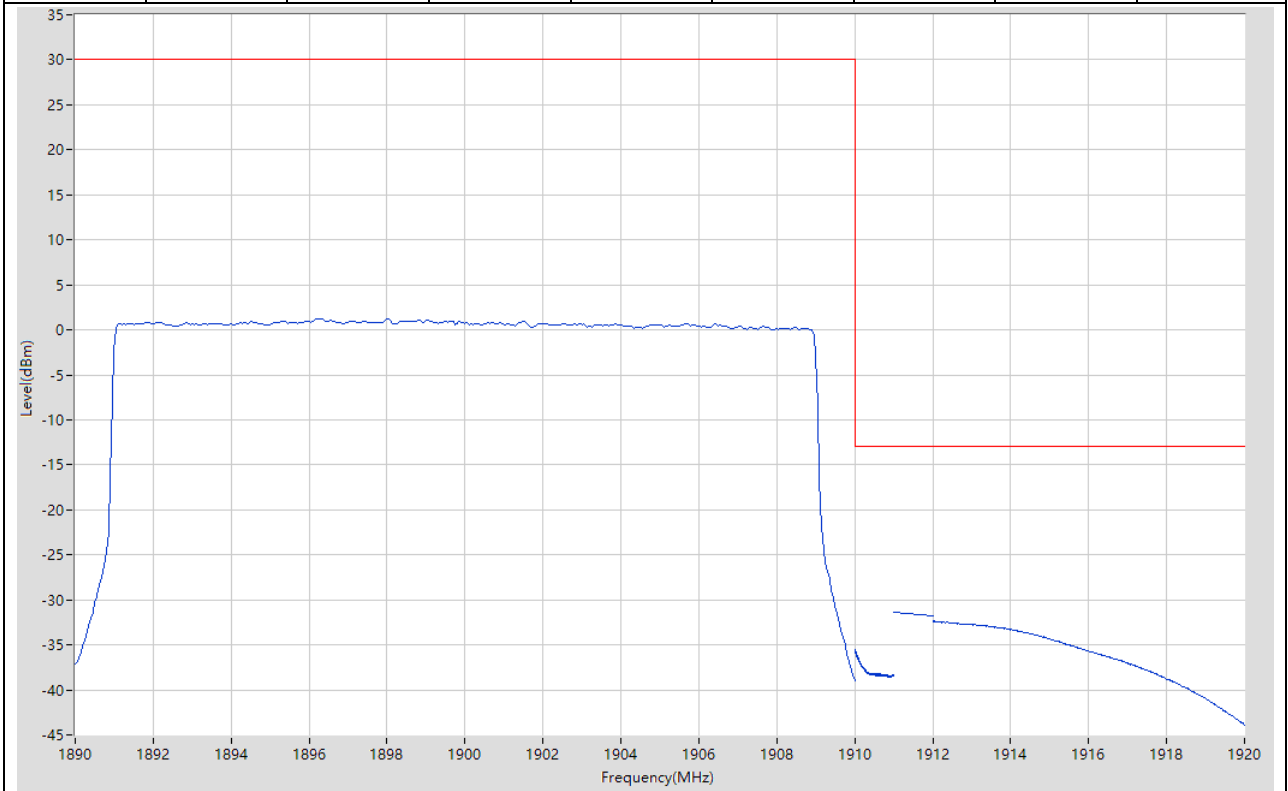
**8.45. LTE Band Edge\_Part22-24-27(NTNV)(Subtest:45, Channel:19100, Bandwidth:20, Modulation:QPSK, RB Number: 1, RB Position:HIGH)**

Start Frequency (MHz)	Stop Frequency (MHz)	RBW (MHz)	Detector	Frequency (MHz)	Power (dBm)	Limit (dBm)	Verdict	Sweep Point
1890	1910	0.1	RMS	1908.9	21.36	30	Pass	401
1910	1911	0.2	RMS	1910	-24.19	-13	Pass	401
1911	1912	1	RMS	1911	-37.65	-13	Pass	2
1912	1920	1	RMS	1912.02	-39.22	-13	Pass	401



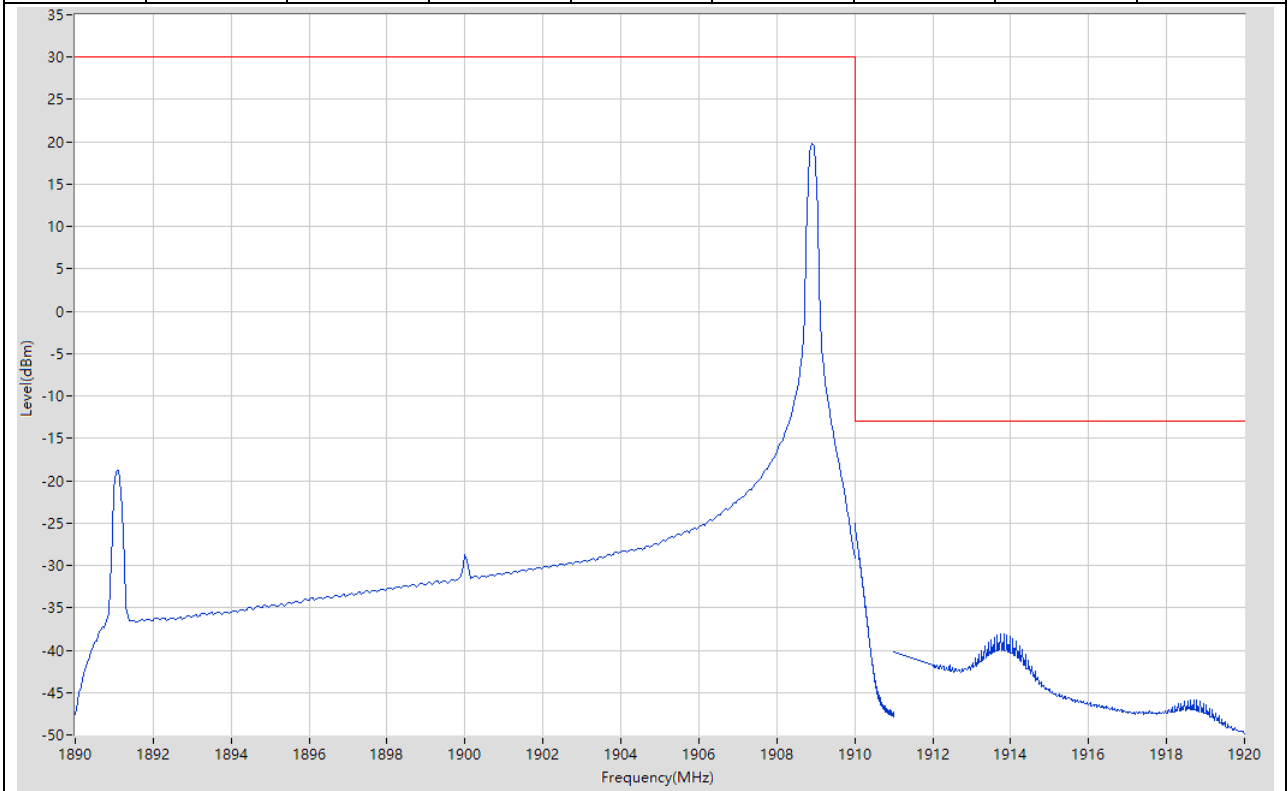
**8.46. LTE Band Edge\_Part22-24-27(NTNV)(Subtest:46, Channel:19100, Bandwidth:20, Modulation:QPSK, RB Number: 100, RB Position:HIGH)**

Start Frequency (MHz)	Stop Frequency (MHz)	RBW (MHz)	Detector	Frequency (MHz)	Power (dBm)	Limit (dBm)	Verdict	Sweep Point
1890	1910	0.1	RMS	1896.3	1.22	30	Pass	401
1910	1911	0.2	RMS	1910.008	-35.56	-13	Pass	401
1911	1912	1	RMS	1911	-31.38	-13	Pass	2
1912	1920	1	RMS	1912.02	-32.36	-13	Pass	401



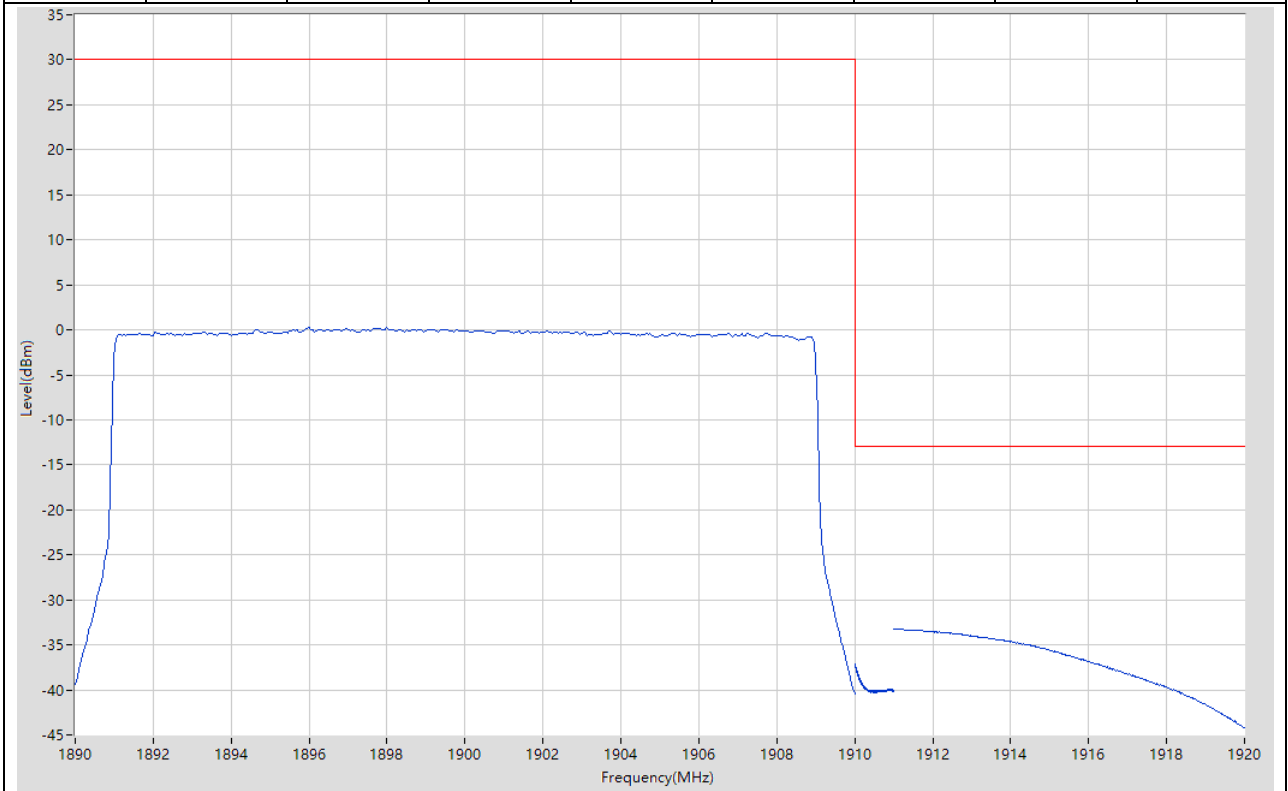
**8.47. LTE Band Edge\_Part22-24-27(NTNV)(Subtest:47, Channel:19100, Bandwidth:20, Modulation:Q16, RB Number: 1, RB Position:HIGH)**

Start Frequency (MHz)	Stop Frequency (MHz)	RBW (MHz)	Detector	Frequency (MHz)	Power (dBm)	Limit (dBm)	Verdict	Sweep Point
1890	1910	0.1	RMS	1908.9	19.78	30	Pass	401
1910	1911	0.2	RMS	1910.003	-25.05	-13	Pass	401
1911	1912	1	RMS	1911	-40.26	-13	Pass	2
1912	1920	1	RMS	1913.74	-38.08	-13	Pass	401



**8.48. LTE Band Edge\_Part22-24-27(NTNV)(Subtest:48, Channel:19100, Bandwidth:20, Modulation:Q16, RB Number: 100, RB Position:HIGH)**

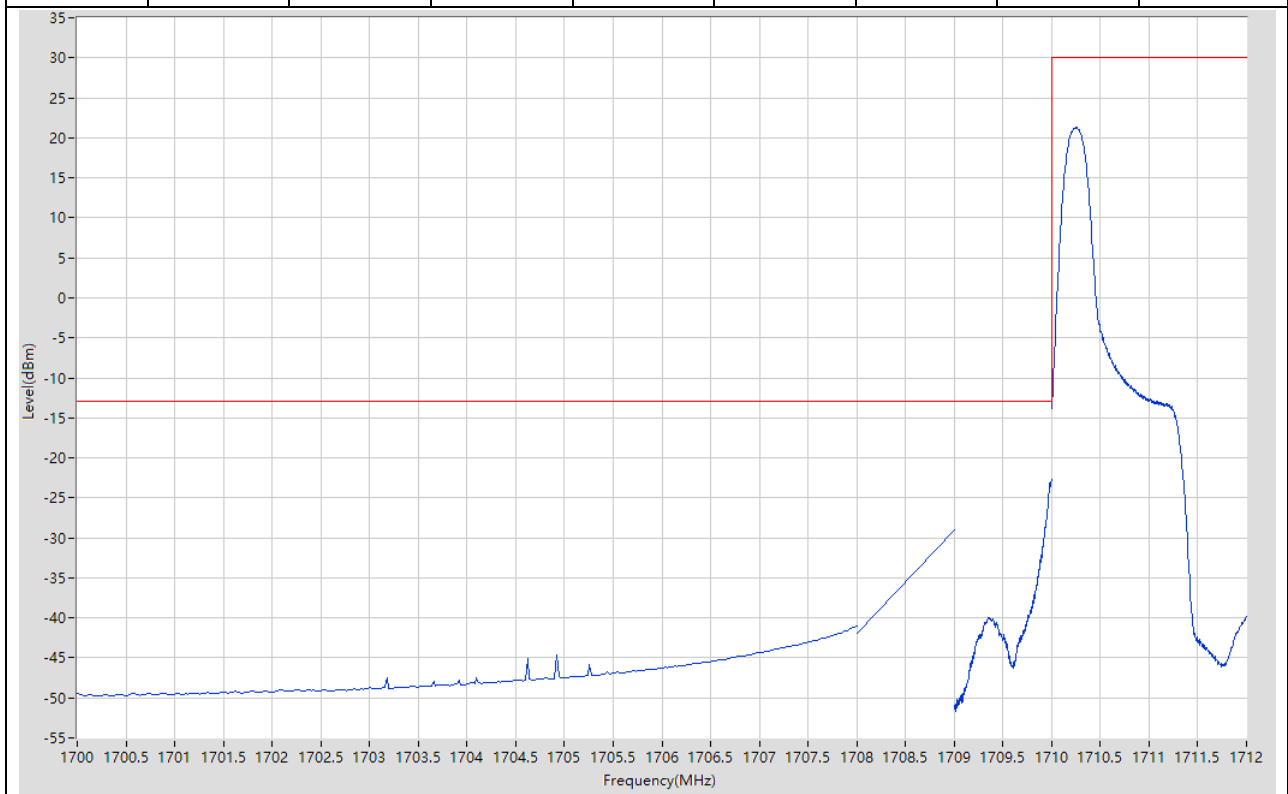
Start Frequency (MHz)	Stop Frequency (MHz)	RBW (MHz)	Detector	Frequency (MHz)	Power (dBm)	Limit (dBm)	Verdict	Sweep Point
1890	1910	0.1	RMS	1896	0.24	30	Pass	401
1910	1911	0.2	RMS	1910	-37.06	-13	Pass	401
1911	1912	1	RMS	1911	-33.24	-13	Pass	2
1912	1920	1	RMS	1912	-33.49	-13	Pass	401



## 9. LTE\_Band4

### 9.1. LTE Band Edge\_Part22-24-27(NTNV)(Subtest:1, Channel:19957, Bandwidth:1.4, Modulation:QPSK, RB Number: 1, RB Position:LOW)

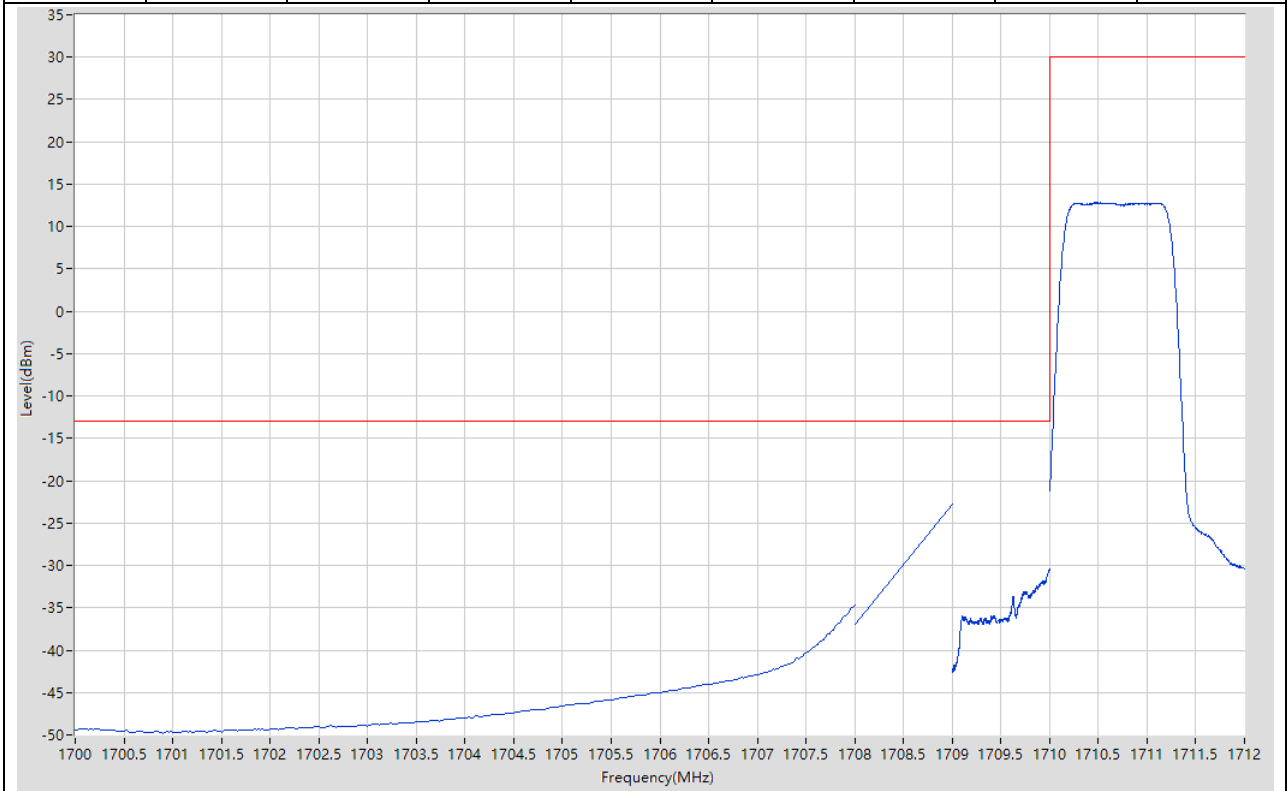
Start Frequency (MHz)	Stop Frequency (MHz)	RBW (MHz)	Detector	Frequency (MHz)	Power (dBm)	Limit (dBm)	Verdict	Sweep Point
1700	1708	1	RMS	1708	-40.96	-13	Pass	401
1708	1709	1	RMS	1709	-29	-13	Pass	2
1709	1710	0.02	RMS	1710	-22.74	-13	Pass	401
1710	1712	0.1	RMS	1710.245	21.28	30	Pass	401





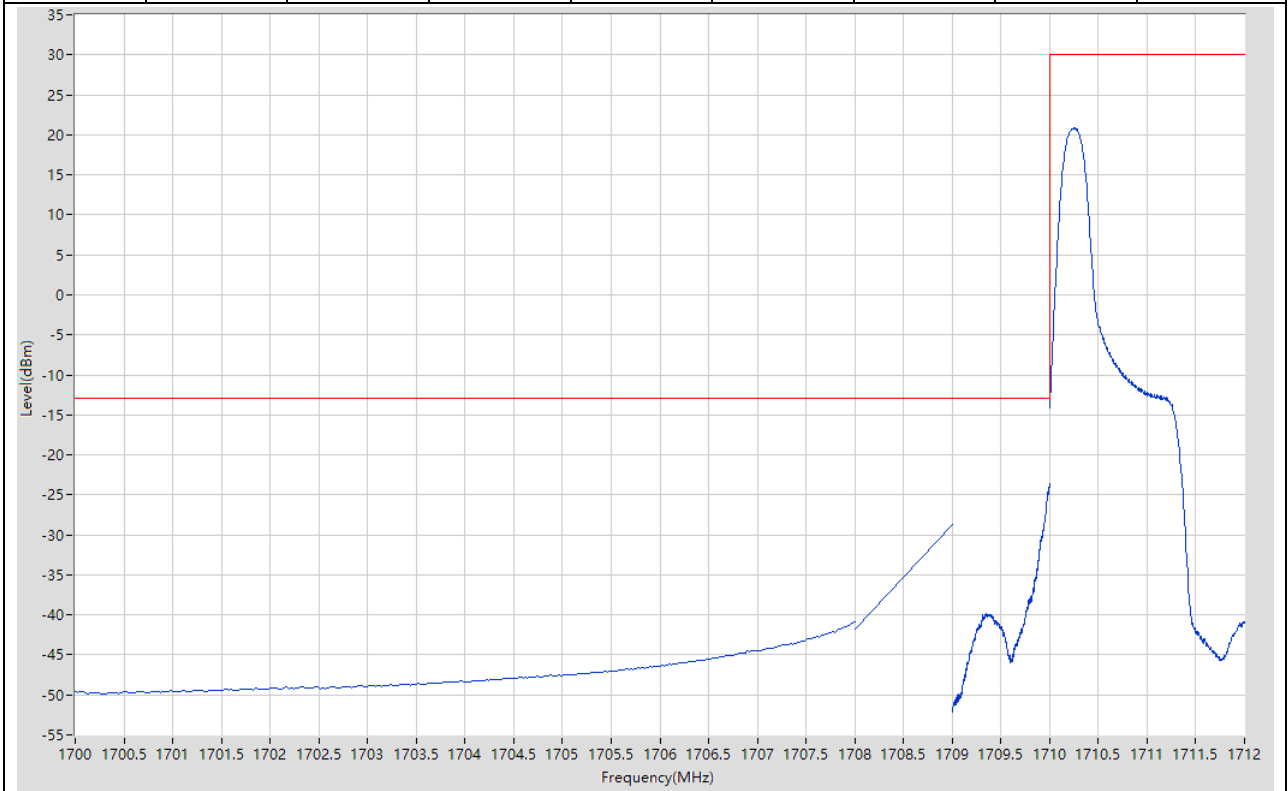
**9.2. LTE Band Edge\_Part22-24-27(NTNV)(Subtest:2, Channel:19957, Bandwidth:1.4, Modulation:QPSK, RB Number: 6, RB Position:LOW)**

Start Frequency (MHz)	Stop Frequency (MHz)	RBW (MHz)	Detector	Frequency (MHz)	Power (dBm)	Limit (dBm)	Verdict	Sweep Point
1700	1708	1	RMS	1708	-34.73	-13	Pass	401
1708	1709	1	RMS	1709	-22.69	-13	Pass	2
1709	1710	0.02	RMS	1710	-30.46	-13	Pass	401
1710	1712	0.1	RMS	1710.5	12.83	30	Pass	401



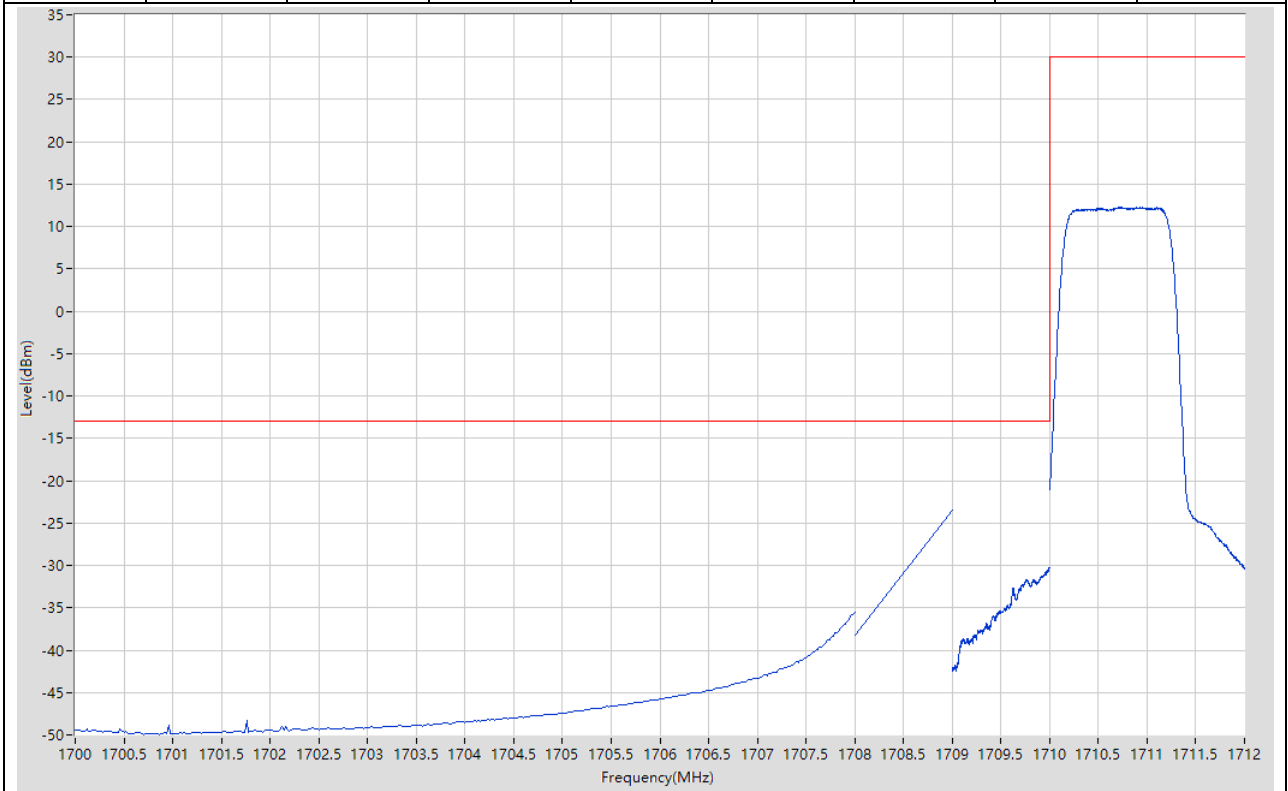
**9.3. LTE Band Edge\_Part22-24-27(NTNV)(Subtest:3, Channel:19957, Bandwidth:1.4, Modulation:Q16, RB Number: 1, RB Position:LOW)**

Start Frequency (MHz)	Stop Frequency (MHz)	RBW (MHz)	Detector	Frequency (MHz)	Power (dBm)	Limit (dBm)	Verdict	Sweep Point
1700	1708	1	RMS	1708	-40.92	-13	Pass	401
1708	1709	1	RMS	1709	-28.74	-13	Pass	2
1709	1710	0.02	RMS	1710	-23.66	-13	Pass	401
1710	1712	0.1	RMS	1710.26	20.82	30	Pass	401



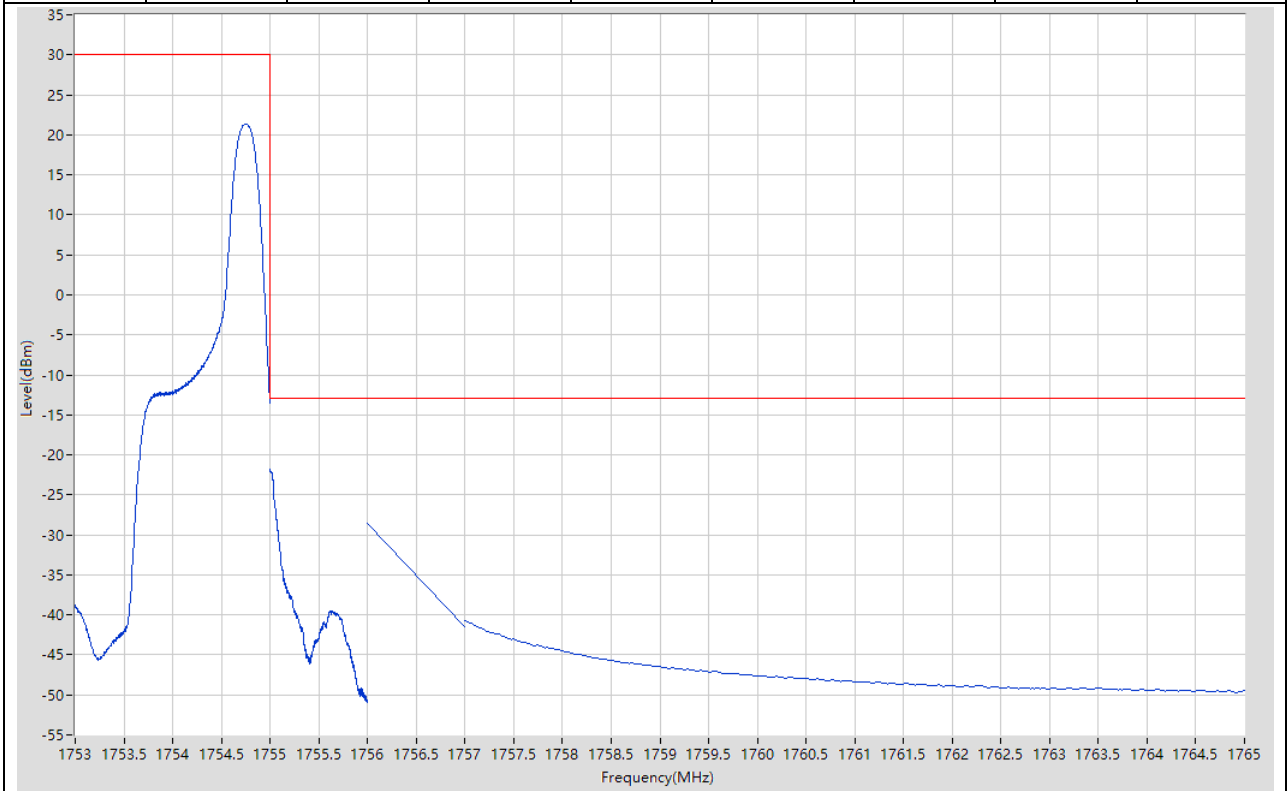
**9.4. LTE Band Edge\_Part22-24-27(NTNV)(Subtest:4, Channel:19957, Bandwidth:1.4, Modulation:Q16, RB Number: 6, RB Position:LOW)**

Start Frequency (MHz)	Stop Frequency (MHz)	RBW (MHz)	Detector	Frequency (MHz)	Power (dBm)	Limit (dBm)	Verdict	Sweep Point
1700	1708	1	RMS	1708	-35.55	-13	Pass	401
1708	1709	1	RMS	1709	-23.51	-13	Pass	2
1709	1710	0.02	RMS	1709.998	-30.24	-13	Pass	401
1710	1712	0.1	RMS	1710.95	12.28	30	Pass	401



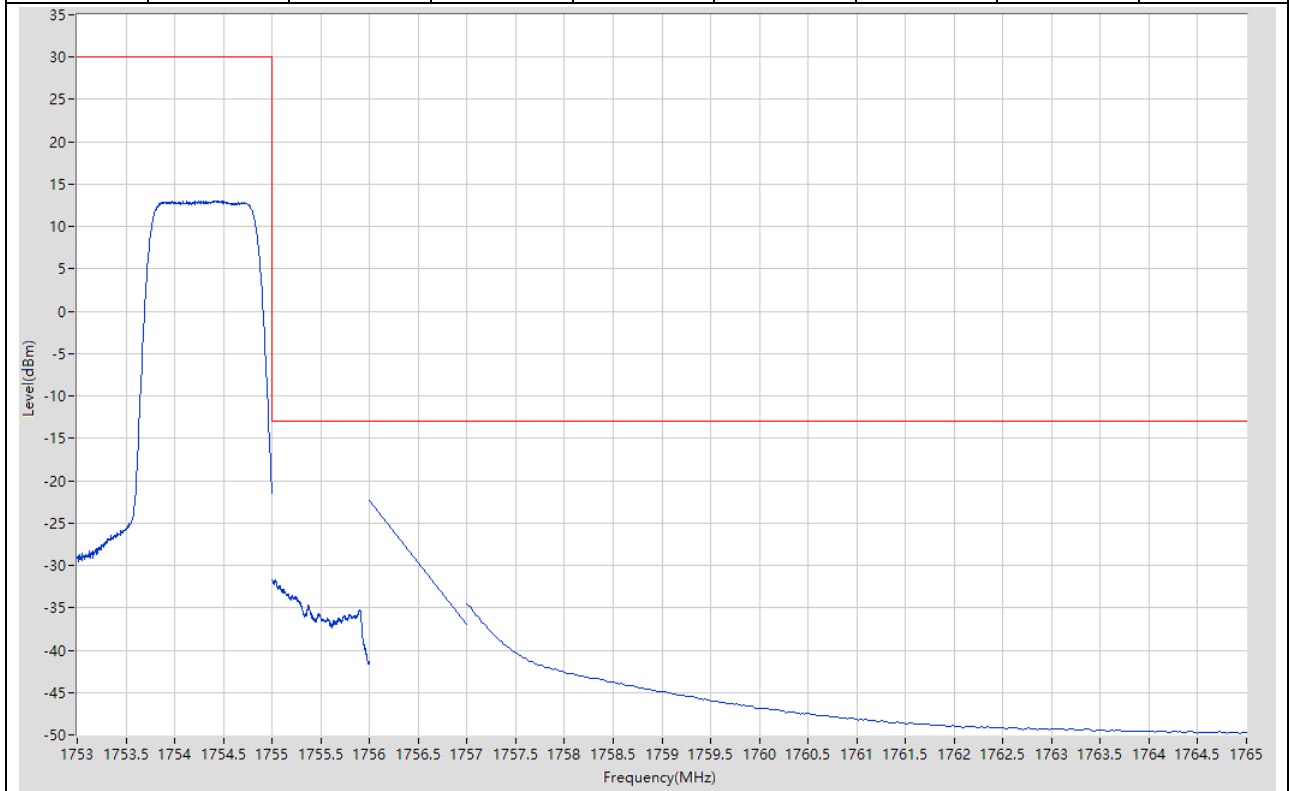
**9.5. LTE Band Edge\_Part22-24-27(NTNV)(Subtest:5, Channel:20393, Bandwidth:1.4, Modulation:QPSK, RB Number: 1, RB Position:HIGH)**

Start Frequency (MHz)	Stop Frequency (MHz)	RBW (MHz)	Detector	Frequency (MHz)	Power (dBm)	Limit (dBm)	Verdict	Sweep Point
1753	1755	0.1	RMS	1754.74	21.33	30	Pass	401
1755	1756	0.02	RMS	1755	-21.76	-13	Pass	401
1756	1757	1	RMS	1756	-28.62	-13	Pass	2
1757	1765	1	RMS	1757	-40.73	-13	Pass	401



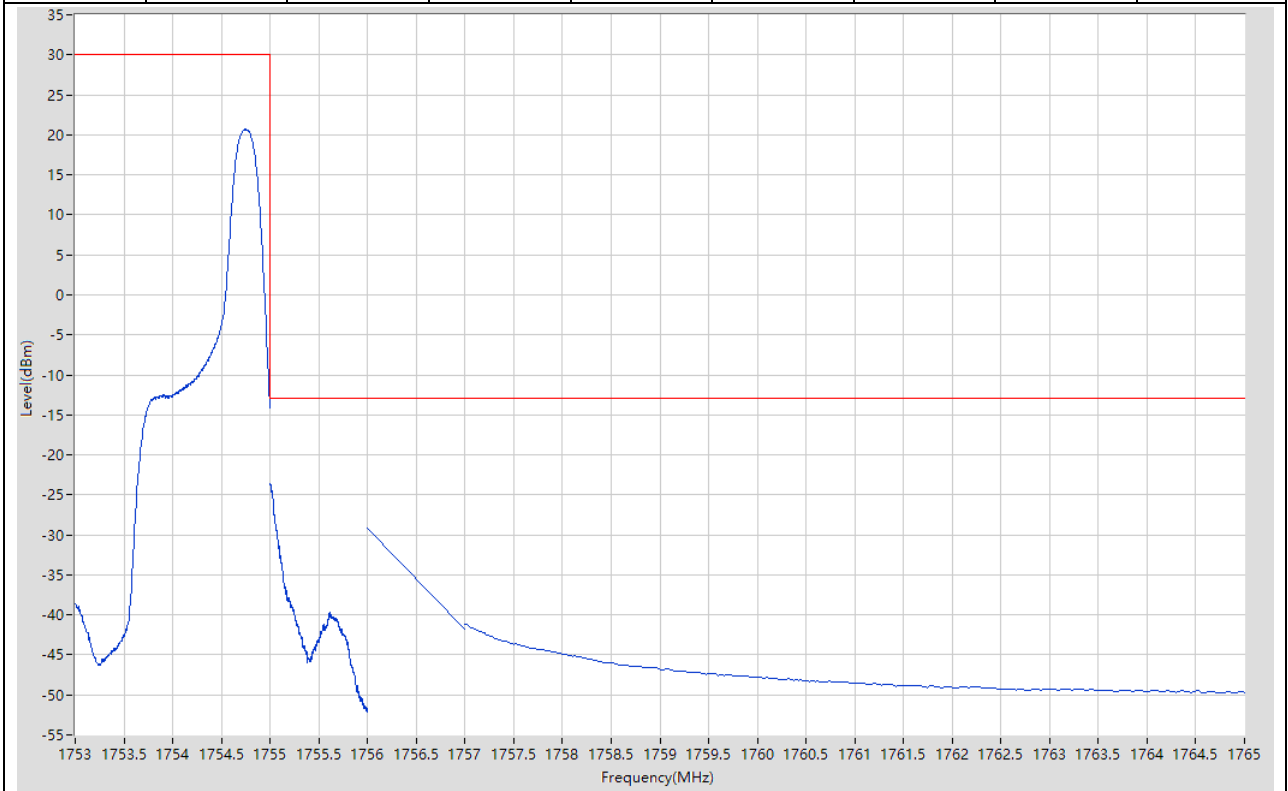
**9.6. LTE Band Edge\_Part22-24-27(NTNV)(Subtest:6, Channel:20393, Bandwidth:1.4, Modulation:QPSK, RB Number: 6, RB Position:HIGH)**

Start Frequency (MHz)	Stop Frequency (MHz)	RBW (MHz)	Detector	Frequency (MHz)	Power (dBm)	Limit (dBm)	Verdict	Sweep Point
1753	1755	0.1	RMS	1754.435	13.01	30	Pass	401
1755	1756	0.02	RMS	1755	-31.68	-13	Pass	401
1756	1757	1	RMS	1756	-22.31	-13	Pass	2
1757	1765	1	RMS	1757	-34.52	-13	Pass	401



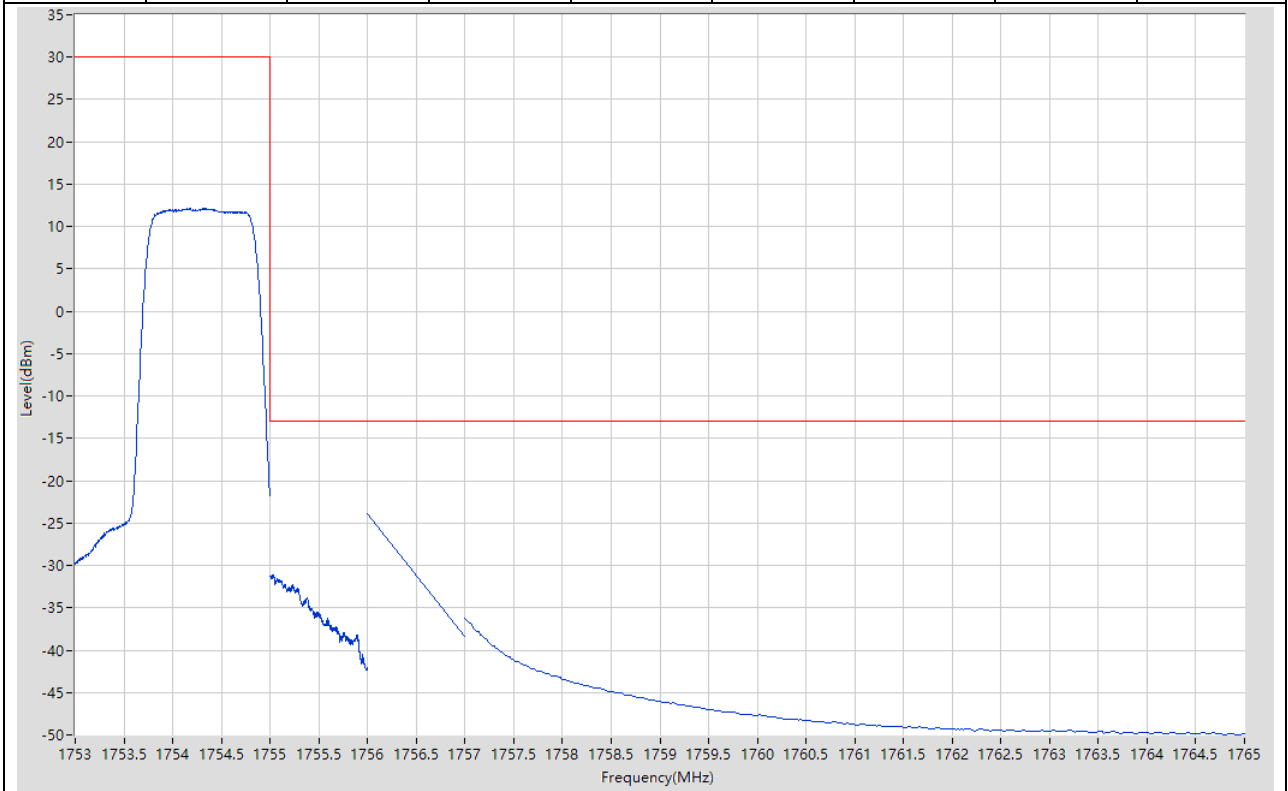
**9.7. LTE Band Edge\_Part22-24-27(NTNV)(Subtest:7, Channel:20393, Bandwidth:1.4, Modulation:Q16, RB Number: 1, RB Position:HIGH)**

Start Frequency (MHz)	Stop Frequency (MHz)	RBW (MHz)	Detector	Frequency (MHz)	Power (dBm)	Limit (dBm)	Verdict	Sweep Point
1753	1755	0.1	RMS	1754.745	20.66	30	Pass	401
1755	1756	0.02	RMS	1755.003	-23.66	-13	Pass	401
1756	1757	1	RMS	1756	-29.14	-13	Pass	2
1757	1765	1	RMS	1757	-41.12	-13	Pass	401



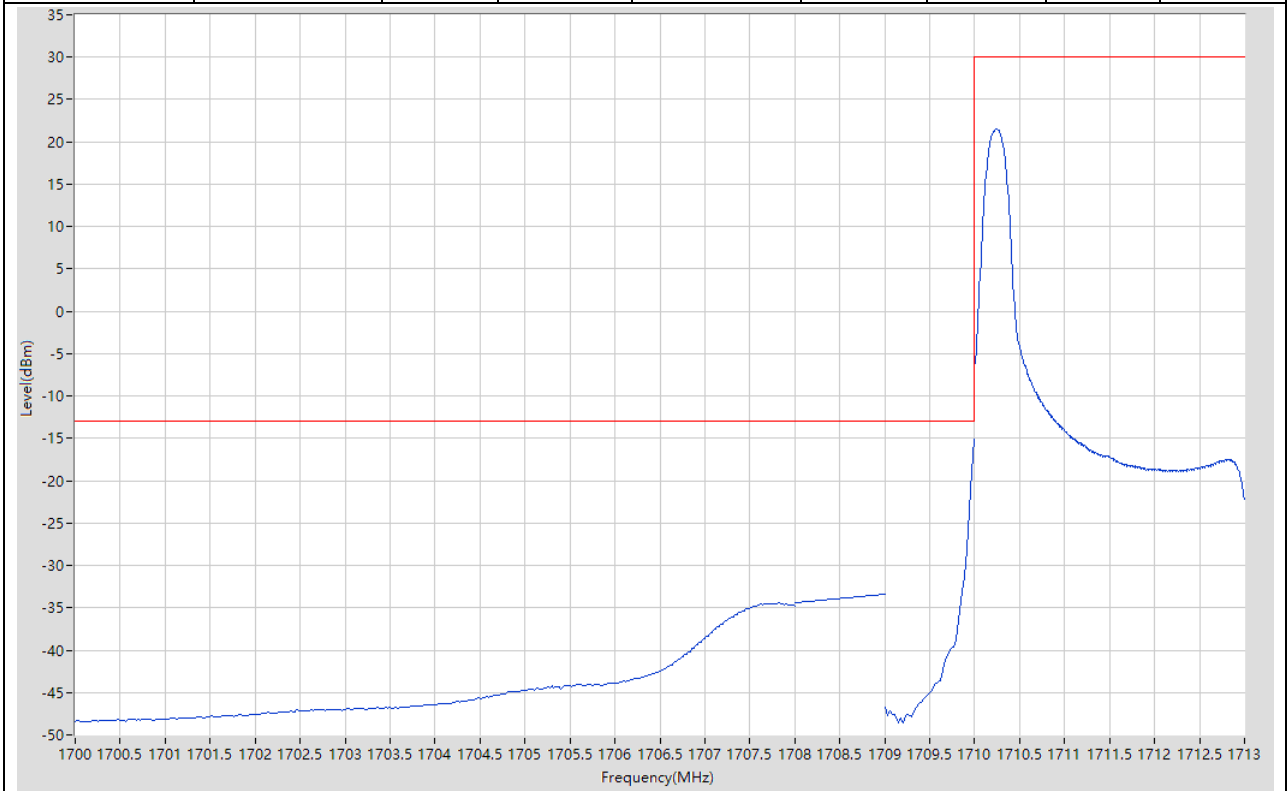
**9.8. LTE Band Edge\_Part22-24-27(NTNV)(Subtest:8, Channel:20393, Bandwidth:1.4, Modulation:Q16, RB Number: 6, RB Position:HIGH)**

Start Frequency (MHz)	Stop Frequency (MHz)	RBW (MHz)	Detector	Frequency (MHz)	Power (dBm)	Limit (dBm)	Verdict	Sweep Point
1753	1755	0.1	RMS	1754.17	12.13	30	Pass	401
1755	1756	0.02	RMS	1755.033	-31.11	-13	Pass	401
1756	1757	1	RMS	1756	-23.92	-13	Pass	2
1757	1765	1	RMS	1757	-36.24	-13	Pass	401



**9.9. LTE Band Edge\_Part22-24-27(NTNV)(Subtest:9, Channel:19965, Bandwidth:3, Modulation:QPSK, RB Number: 1, RB Position:LOW)**

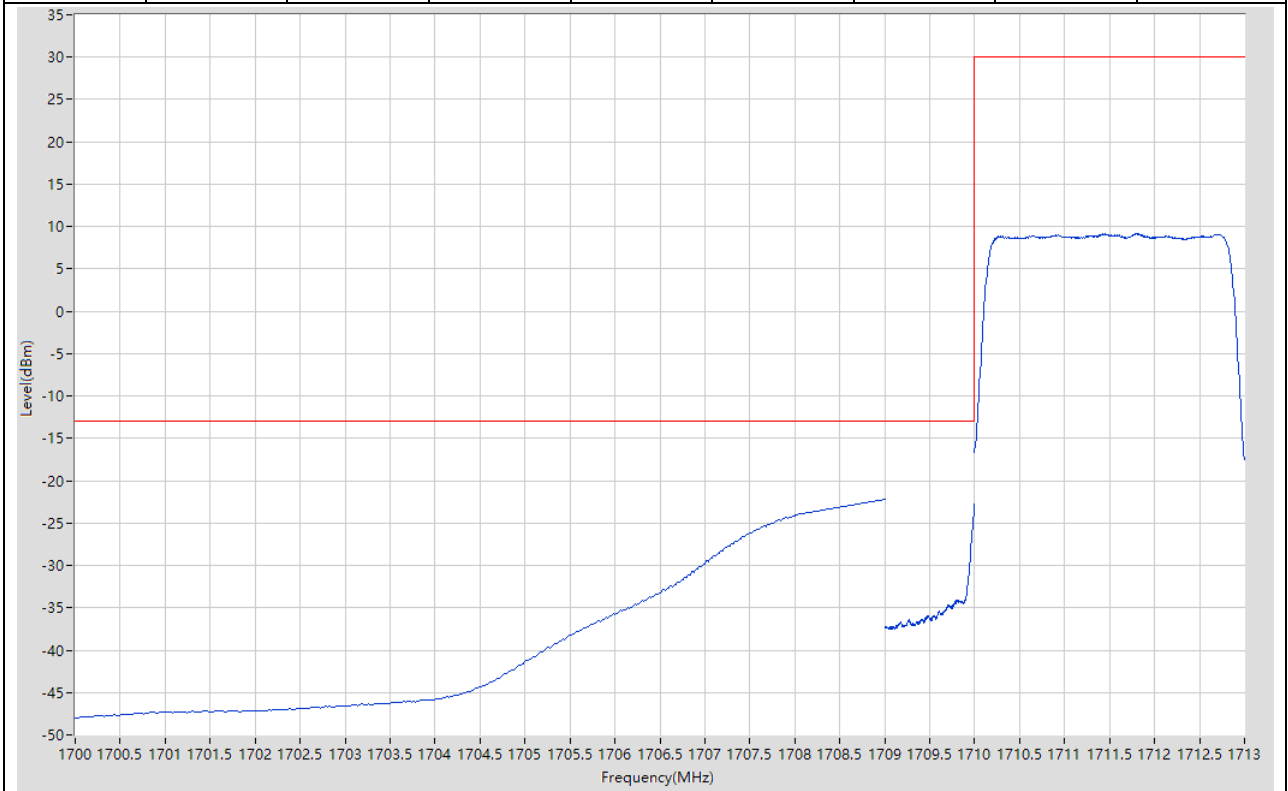
Start Frequency (MHz)	Stop Frequency (MHz)	RBW (MHz)	Detector	Frequency (MHz)	Power (dBm)	Limit (dBm)	Verdict	Sweep Point
1700	1708	1	RMS	1707.82	-34.45	-13	Pass	401
1708	1709	1	RMS	1709	-33.35	-13	Pass	2
1709	1710	0.03	RMS	1710	-15.05	-13	Pass	35
1710	1713	0.1	RMS	1710.24	21.49	30	Pass	401





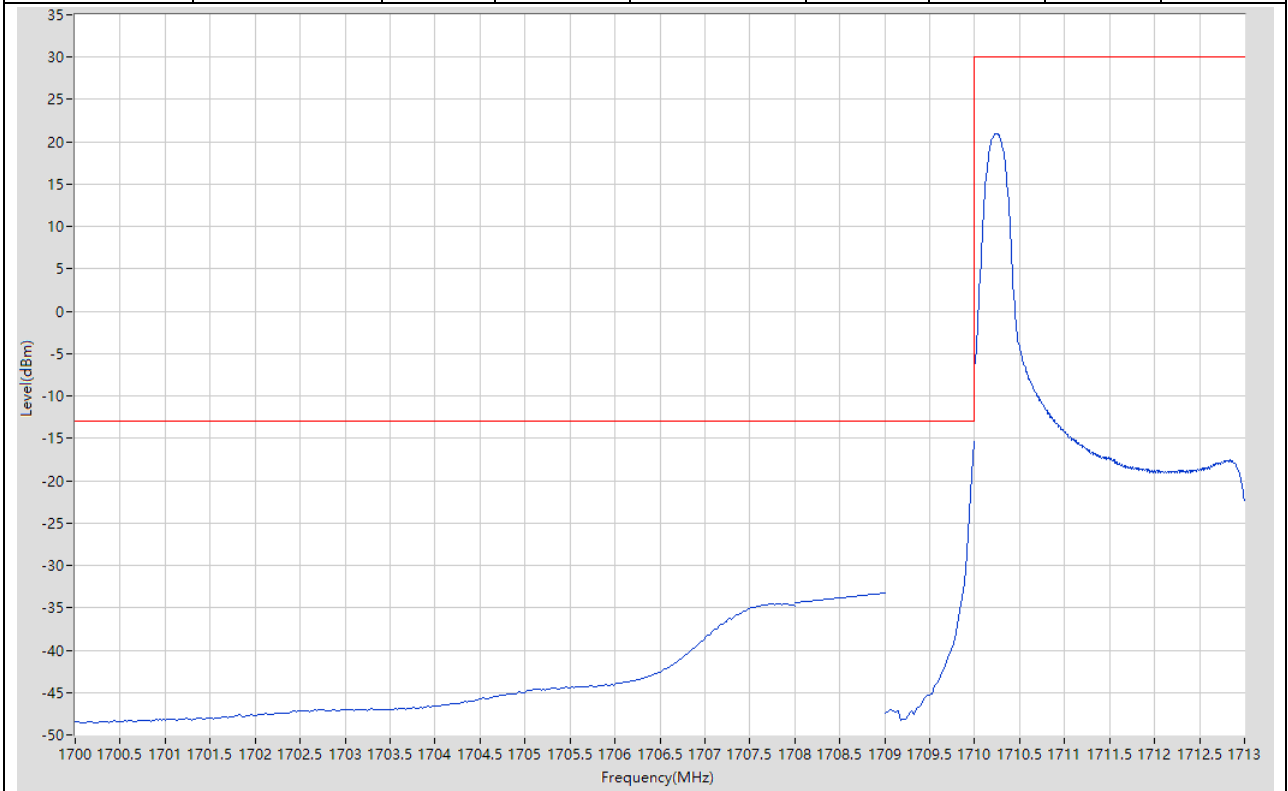
**9.10. LTE Band Edge\_Part22-24-27(NTNV)(Subtest:10, Channel:19965, Bandwidth:3, Modulation:QPSK, RB Number: 15, RB Position:LOW)**

Start Frequency (MHz)	Stop Frequency (MHz)	RBW (MHz)	Detector	Frequency (MHz)	Power (dBm)	Limit (dBm)	Verdict	Sweep Point
1700	1708	1	RMS	1707.98	-24.14	-13	Pass	401
1708	1709	1	RMS	1709	-22.25	-13	Pass	2
1709	1710	0.03	RMS	1710	-22.7	-13	Pass	401
1710	1713	0.1	RMS	1711.8	9.17	30	Pass	401



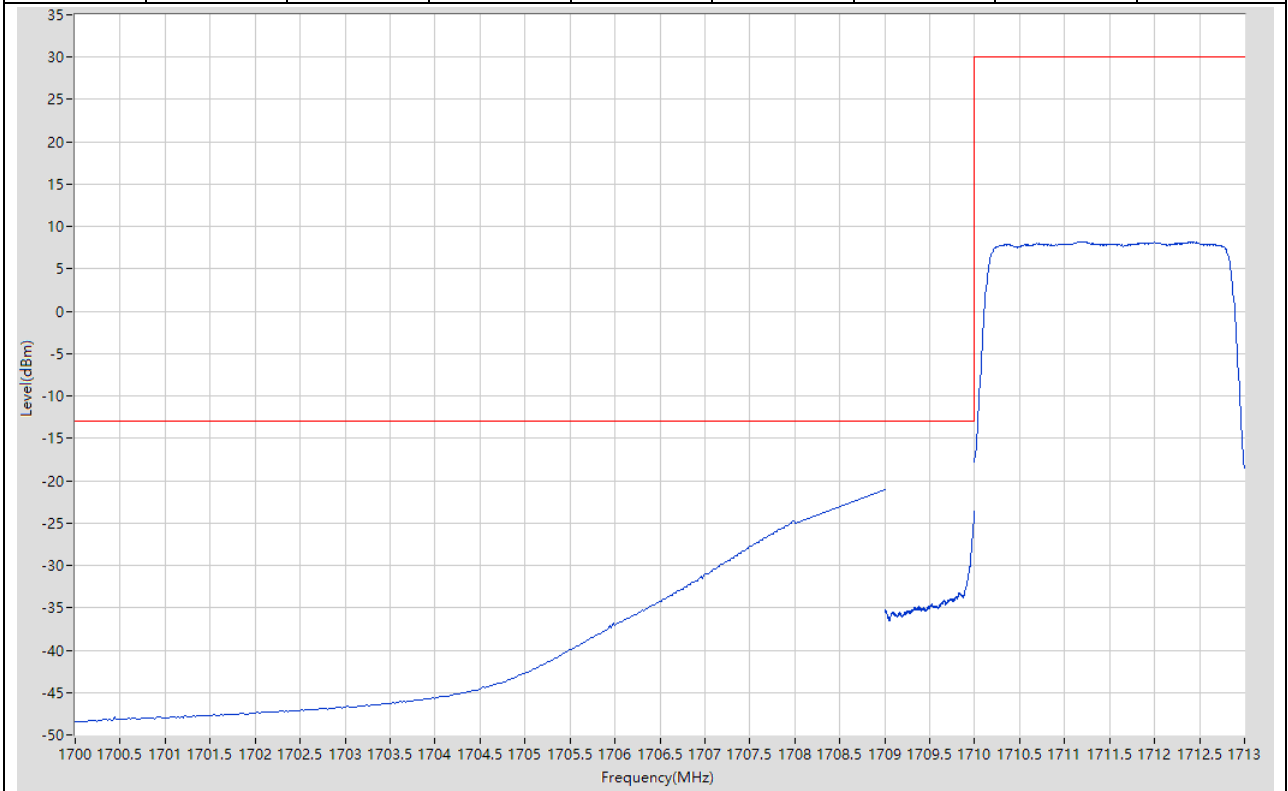
**9.11. LTE Band Edge\_Part22-24-27(NTNV)(Subtest:11, Channel:19965, Bandwidth:3, Modulation:Q16, RB Number: 1, RB Position:LOW)**

Start Frequency (MHz)	Stop Frequency (MHz)	RBW (MHz)	Detector	Frequency (MHz)	Power (dBm)	Limit (dBm)	Verdict	Sweep Point
1700	1708	1	RMS	1707.82	-34.51	-13	Pass	401
1708	1709	1	RMS	1709	-33.29	-13	Pass	2
1709	1710	0.03	RMS	1710	-15.44	-13	Pass	35
1710	1713	0.1	RMS	1710.24	20.97	30	Pass	401



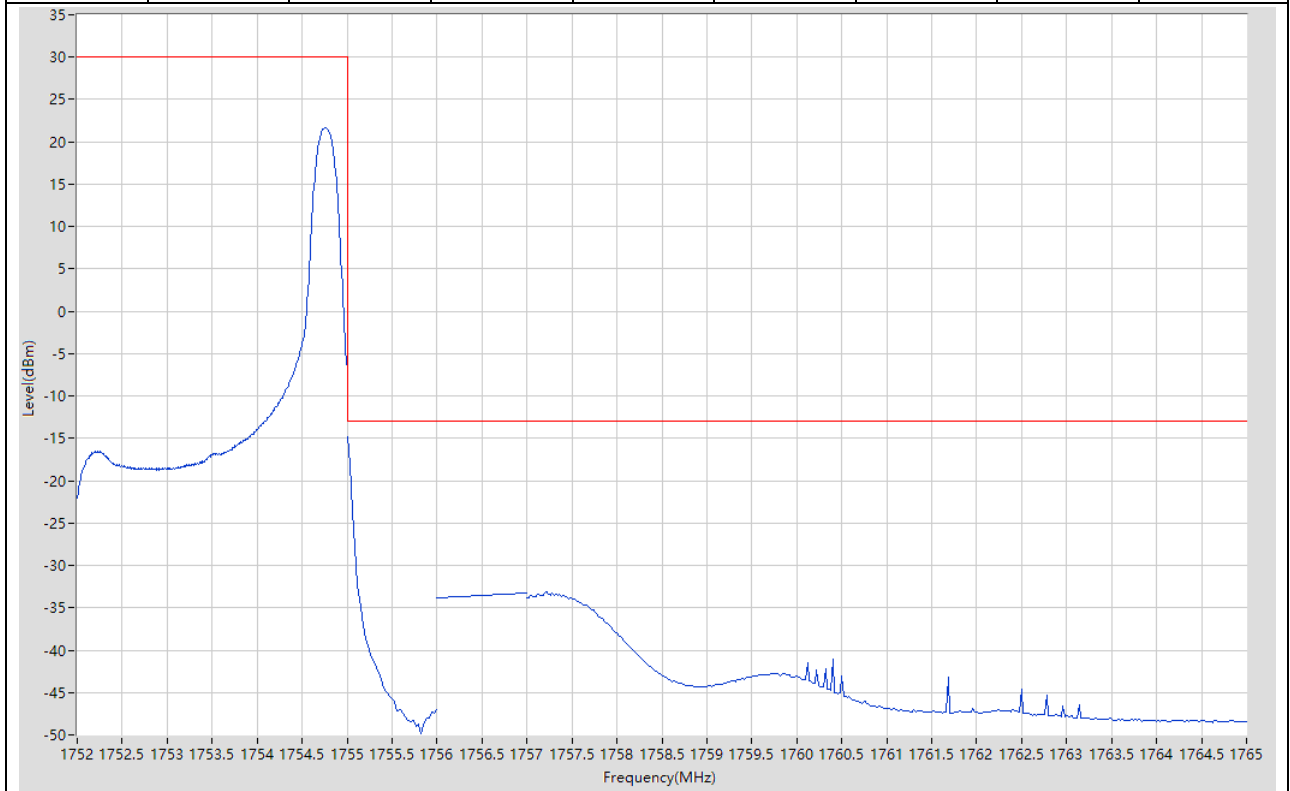
**9.12. LTE Band Edge\_Part22-24-27(NTNV)(Subtest:12, Channel:19965, Bandwidth:3, Modulation:Q16, RB Number: 15, RB Position:LOW)**

Start Frequency (MHz)	Stop Frequency (MHz)	RBW (MHz)	Detector	Frequency (MHz)	Power (dBm)	Limit (dBm)	Verdict	Sweep Point
1700	1708	1	RMS	1707.98	-24.78	-13	Pass	401
1708	1709	1	RMS	1709	-21.12	-13	Pass	2
1709	1710	0.03	RMS	1710	-23.61	-13	Pass	401
1710	1713	0.1	RMS	1712.4	8.21	30	Pass	401



**9.13. LTE Band Edge\_Part22-24-27(NTNV)(Subtest:13, Channel:20385, Bandwidth:3, Modulation:QPSK, RB Number: 1, RB Position:HIGH)**

Start Frequency (MHz)	Stop Frequency (MHz)	RBW (MHz)	Detector	Frequency (MHz)	Power (dBm)	Limit (dBm)	Verdict	Sweep Point
1752	1755	0.1	RMS	1754.753	21.69	30	Pass	401
1755	1756	0.03	RMS	1755	-14.88	-13	Pass	35
1756	1757	1	RMS	1757	-33.31	-13	Pass	2
1757	1765	1	RMS	1757.22	-33.14	-13	Pass	401



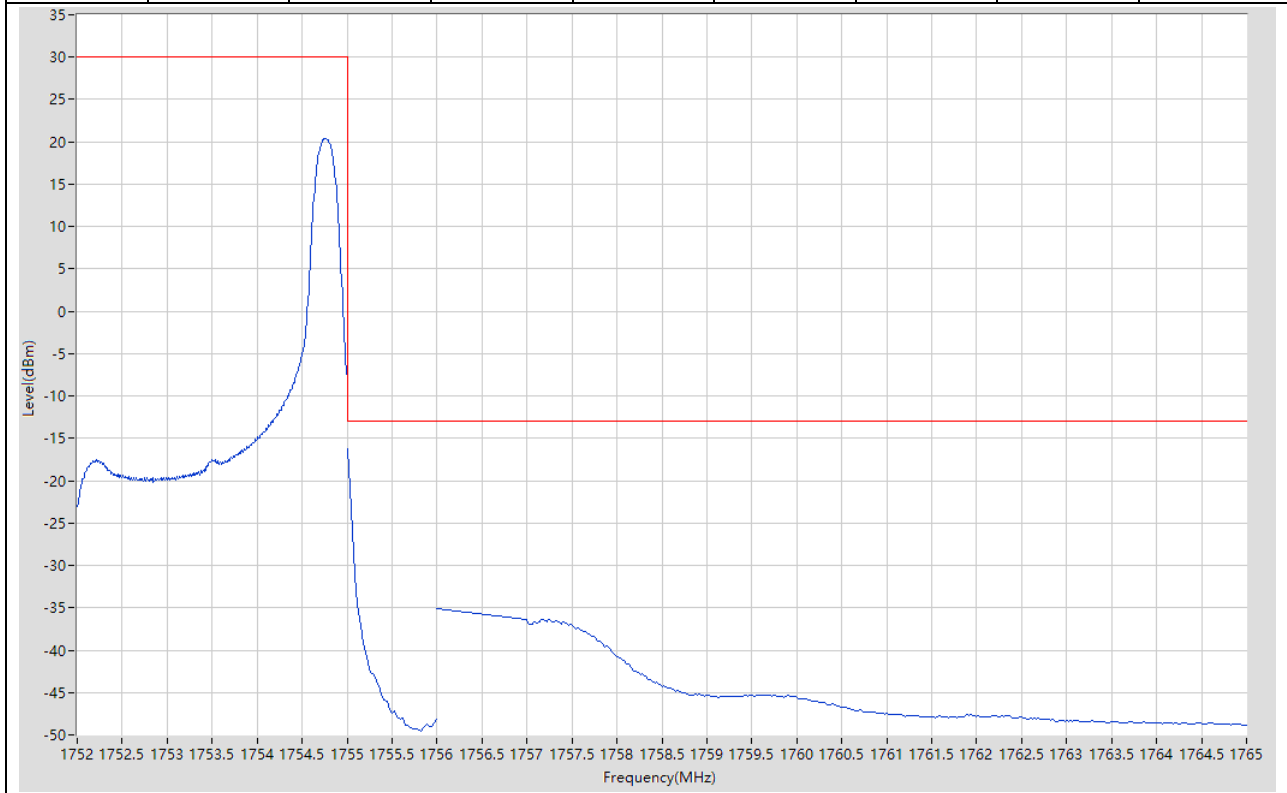
**9.14. LTE Band Edge\_Part22-24-27(NTNV)(Subtest:14, Channel:20385, Bandwidth:3, Modulation:QPSK, RB Number: 15, RB Position:HIGH)**

Start Frequency (MHz)	Stop Frequency (MHz)	RBW (MHz)	Detector	Frequency (MHz)	Power (dBm)	Limit (dBm)	Verdict	Sweep Point
1752	1755	0.1	RMS	1753.073	9.11	30	Pass	401
1755	1756	0.03	RMS	1755	-24.03	-13	Pass	401
1756	1757	1	RMS	1756	-23.78	-13	Pass	2
1757	1765	1	RMS	1757	-24.76	-13	Pass	401



**9.15. LTE Band Edge\_Part22-24-27(NTNV)(Subtest:15, Channel:20385, Bandwidth:3, Modulation:Q16, RB Number: 1, RB Position:HIGH)**

Start Frequency (MHz)	Stop Frequency (MHz)	RBW (MHz)	Detector	Frequency (MHz)	Power (dBm)	Limit (dBm)	Verdict	Sweep Point
1752	1755	0.1	RMS	1754.76	20.42	30	Pass	401
1755	1756	0.03	RMS	1755	-16.22	-13	Pass	35
1756	1757	1	RMS	1756	-35.1	-13	Pass	2
1757	1765	1	RMS	1757.24	-36.37	-13	Pass	401



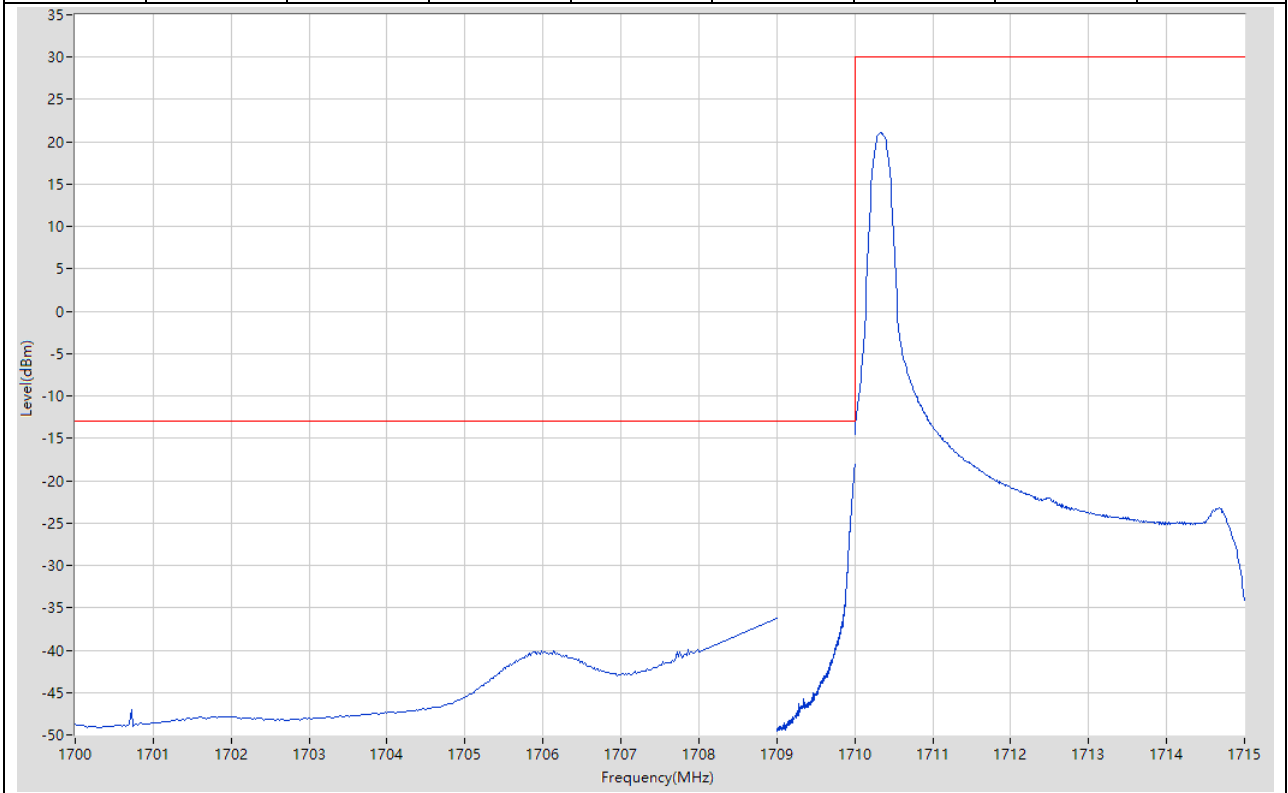
**9.16. LTE Band Edge\_Part22-24-27(NTNV)(Subtest:16, Channel:20385, Bandwidth:3, Modulation:Q16, RB Number: 15, RB Position:HIGH)**

Start Frequency (MHz)	Stop Frequency (MHz)	RBW (MHz)	Detector	Frequency (MHz)	Power (dBm)	Limit (dBm)	Verdict	Sweep Point
1752	1755	0.1	RMS	1752.488	8.21	30	Pass	401
1755	1756	0.03	RMS	1755	-23.92	-13	Pass	401
1756	1757	1	RMS	1756	-22.15	-13	Pass	2
1757	1765	1	RMS	1757	-25.13	-13	Pass	401



**9.17. LTE Band Edge\_Part22-24-27(NTNV)(Subtest:17, Channel:19975, Bandwidth:5, Modulation:QPSK, RB Number: 1, RB Position:LOW)**

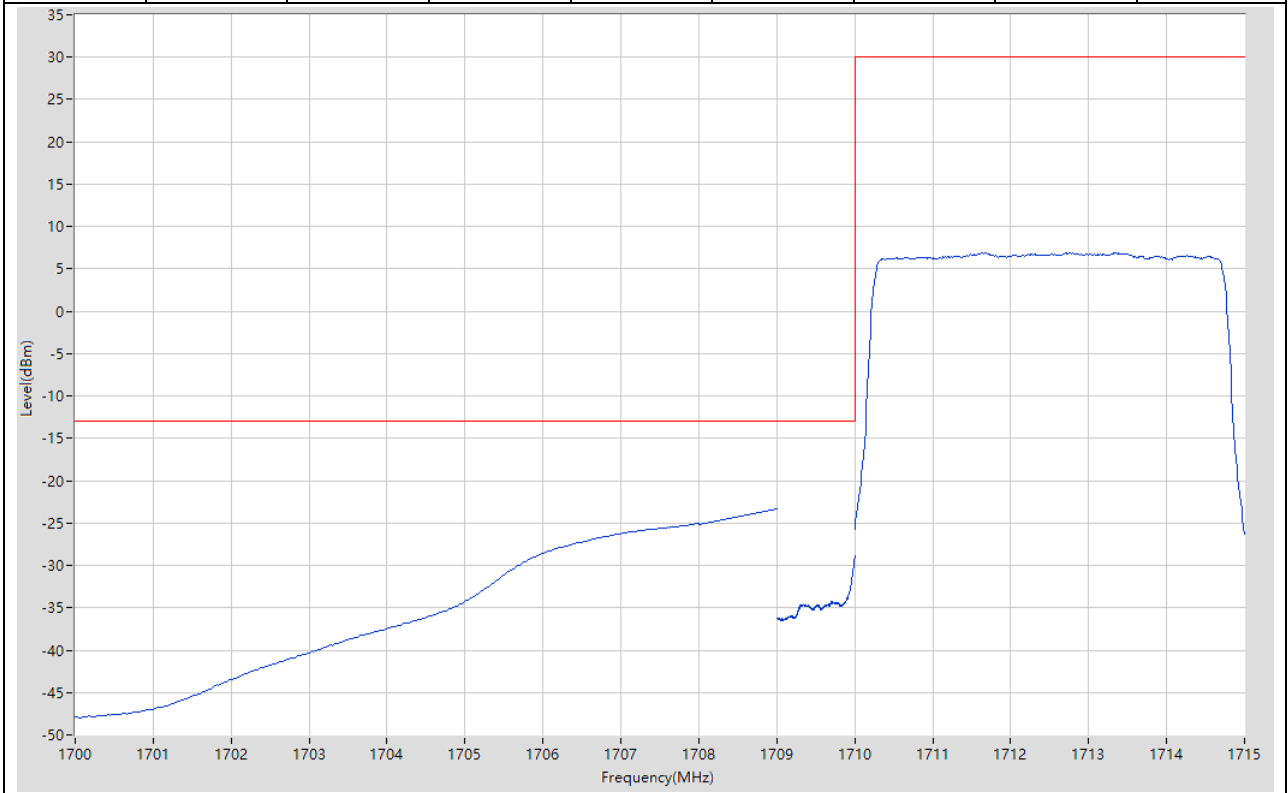
Start Frequency (MHz)	Stop Frequency (MHz)	RBW (MHz)	Detector	Frequency (MHz)	Power (dBm)	Limit (dBm)	Verdict	Sweep Point
1700	1708	1	RMS	1707.86	-39.91	-13	Pass	401
1708	1709	1	RMS	1709	-36.2	-13	Pass	2
1709	1710	0.051	RMS	1710	-18.12	-13	Pass	401
1710	1715	0.1	RMS	1710.338	21.09	30	Pass	401





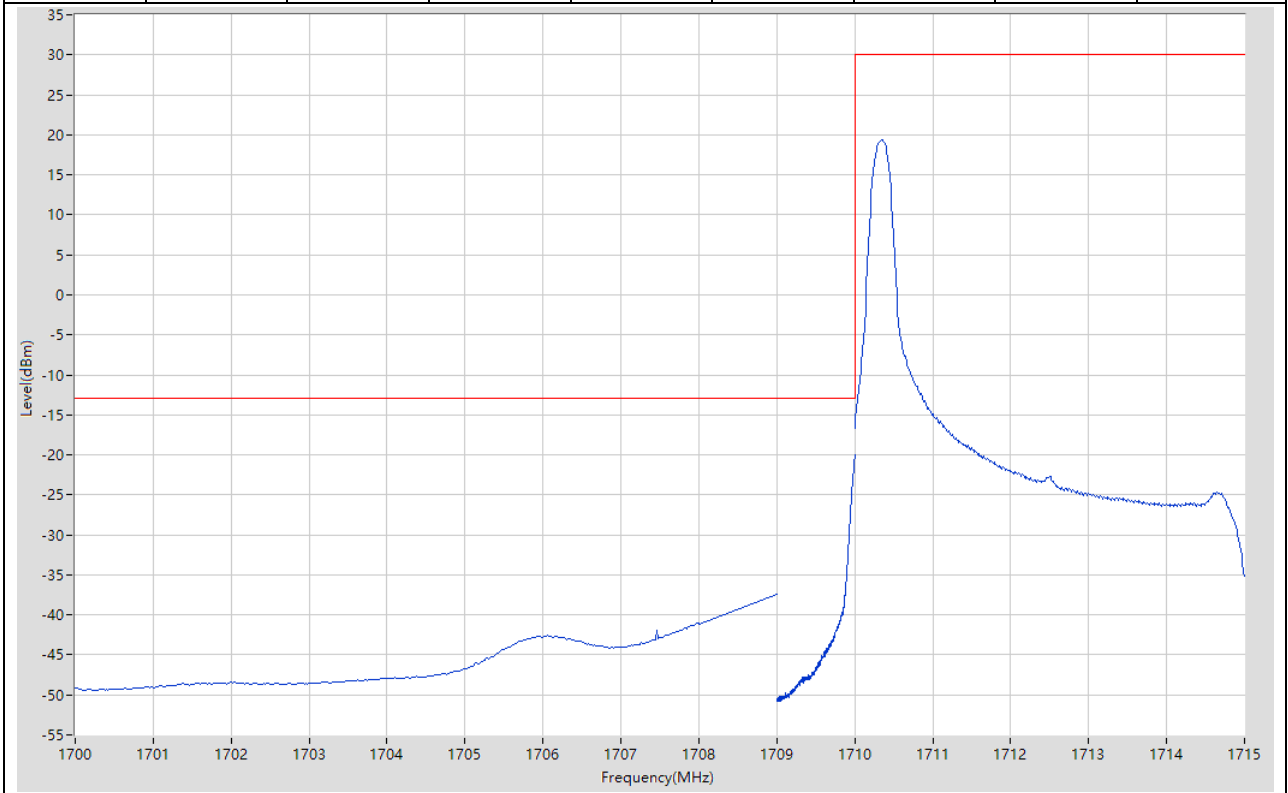
**9.18. LTE Band Edge\_Part22-24-27(NTNV)(Subtest:18, Channel:19975, Bandwidth:5, Modulation:QPSK, RB Number: 25, RB Position:LOW)**

Start Frequency (MHz)	Stop Frequency (MHz)	RBW (MHz)	Detector	Frequency (MHz)	Power (dBm)	Limit (dBm)	Verdict	Sweep Point
1700	1708	1	RMS	1708	-25.02	-13	Pass	401
1708	1709	1	RMS	1709	-23.34	-13	Pass	2
1709	1710	0.051	RMS	1710	-28.91	-13	Pass	401
1710	1715	0.1	RMS	1712.75	6.94	30	Pass	401



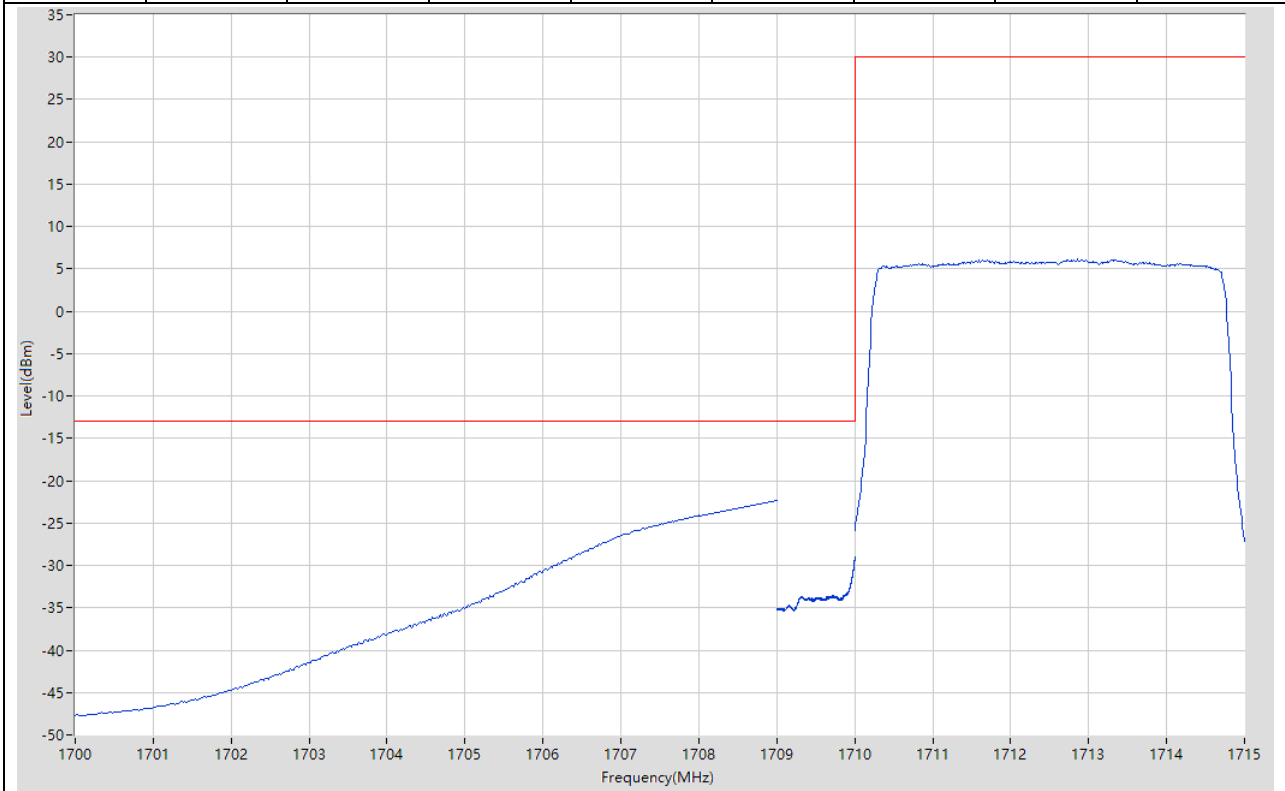
**9.19. LTE Band Edge\_Part22-24-27(NTNV)(Subtest:19, Channel:19975, Bandwidth:5, Modulation:Q16, RB Number: 1, RB Position:LOW)**

Start Frequency (MHz)	Stop Frequency (MHz)	RBW (MHz)	Detector	Frequency (MHz)	Power (dBm)	Limit (dBm)	Verdict	Sweep Point
1700	1708	1	RMS	1707.98	-41.02	-13	Pass	401
1708	1709	1	RMS	1709	-37.45	-13	Pass	2
1709	1710	0.051	RMS	1710	-19.98	-13	Pass	401
1710	1715	0.1	RMS	1710.35	19.38	30	Pass	401



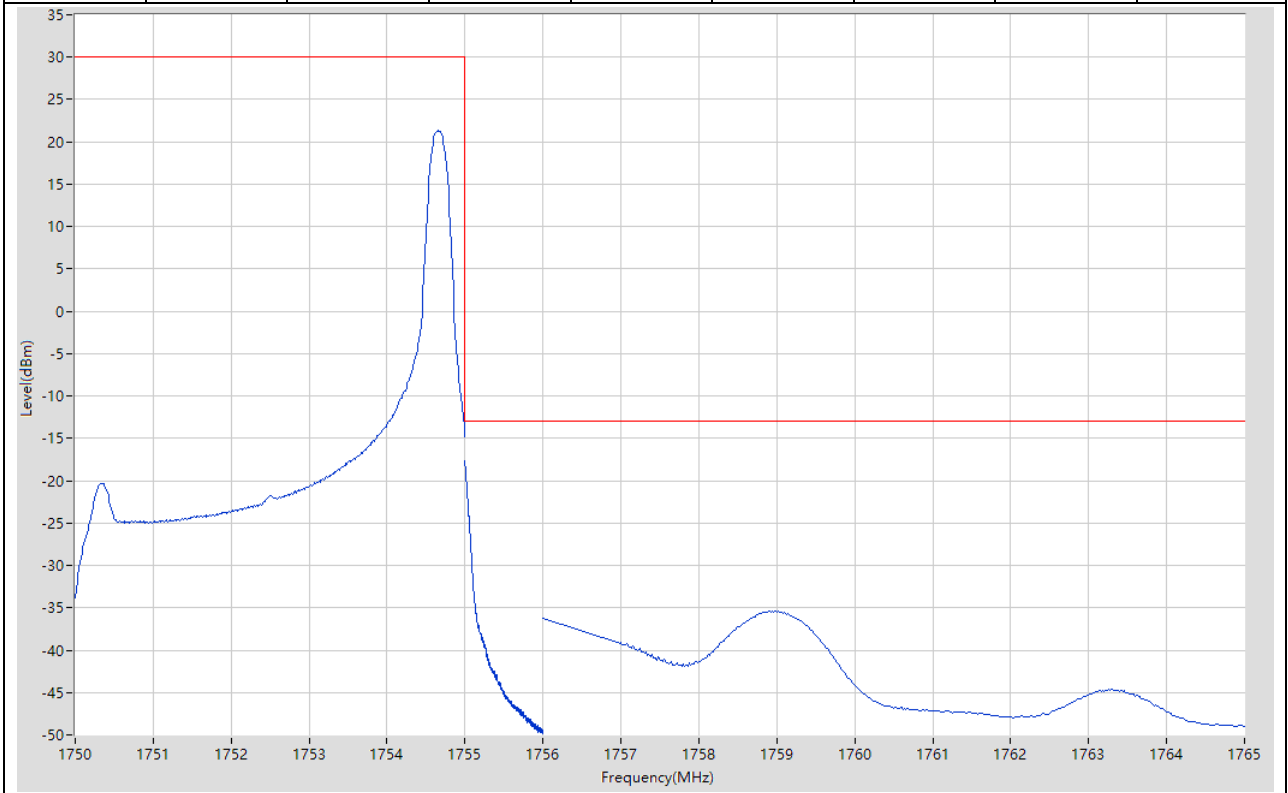
**9.20. LTE Band Edge\_Part22-24-27(NTNV)(Subtest:20, Channel:19975, Bandwidth:5, Modulation:Q16, RB Number: 25, RB Position:LOW)**

Start Frequency (MHz)	Stop Frequency (MHz)	RBW (MHz)	Detector	Frequency (MHz)	Power (dBm)	Limit (dBm)	Verdict	Sweep Point
1700	1708	1	RMS	1708	-24.09	-13	Pass	401
1708	1709	1	RMS	1709	-22.27	-13	Pass	2
1709	1710	0.051	RMS	1710	-28.98	-13	Pass	401
1710	1715	0.1	RMS	1712.863	6.15	30	Pass	401



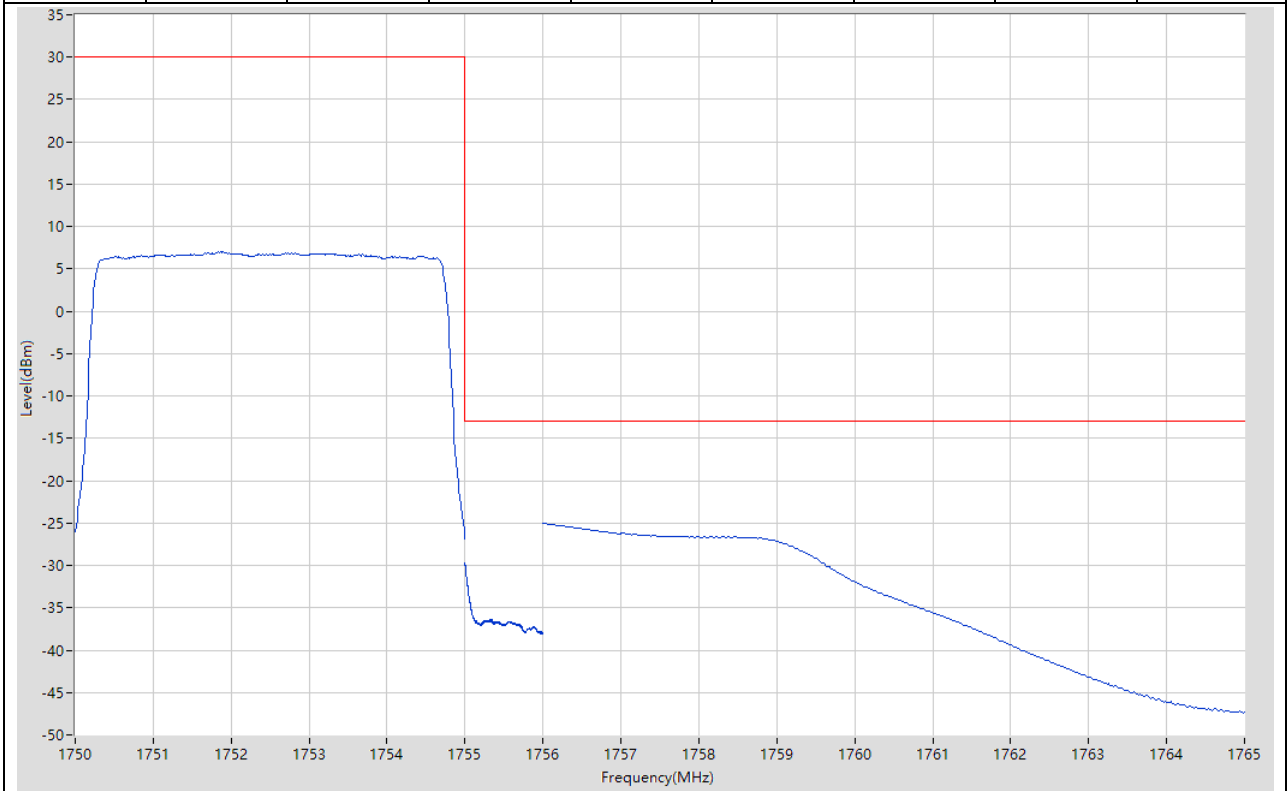
**9.21. LTE Band Edge\_Part22-24-27(NTNV)(Subtest:21, Channel:20375, Bandwidth:5, Modulation:QPSK, RB Number: 1, RB Position:HIGH)**

Start Frequency (MHz)	Stop Frequency (MHz)	RBW (MHz)	Detector	Frequency (MHz)	Power (dBm)	Limit (dBm)	Verdict	Sweep Point
1750	1755	0.1	RMS	1754.663	21.39	30	Pass	401
1755	1756	0.051	RMS	1755	-17.69	-13	Pass	401
1756	1757	1	RMS	1756	-36.2	-13	Pass	2
1757	1765	1	RMS	1758.98	-35.37	-13	Pass	401



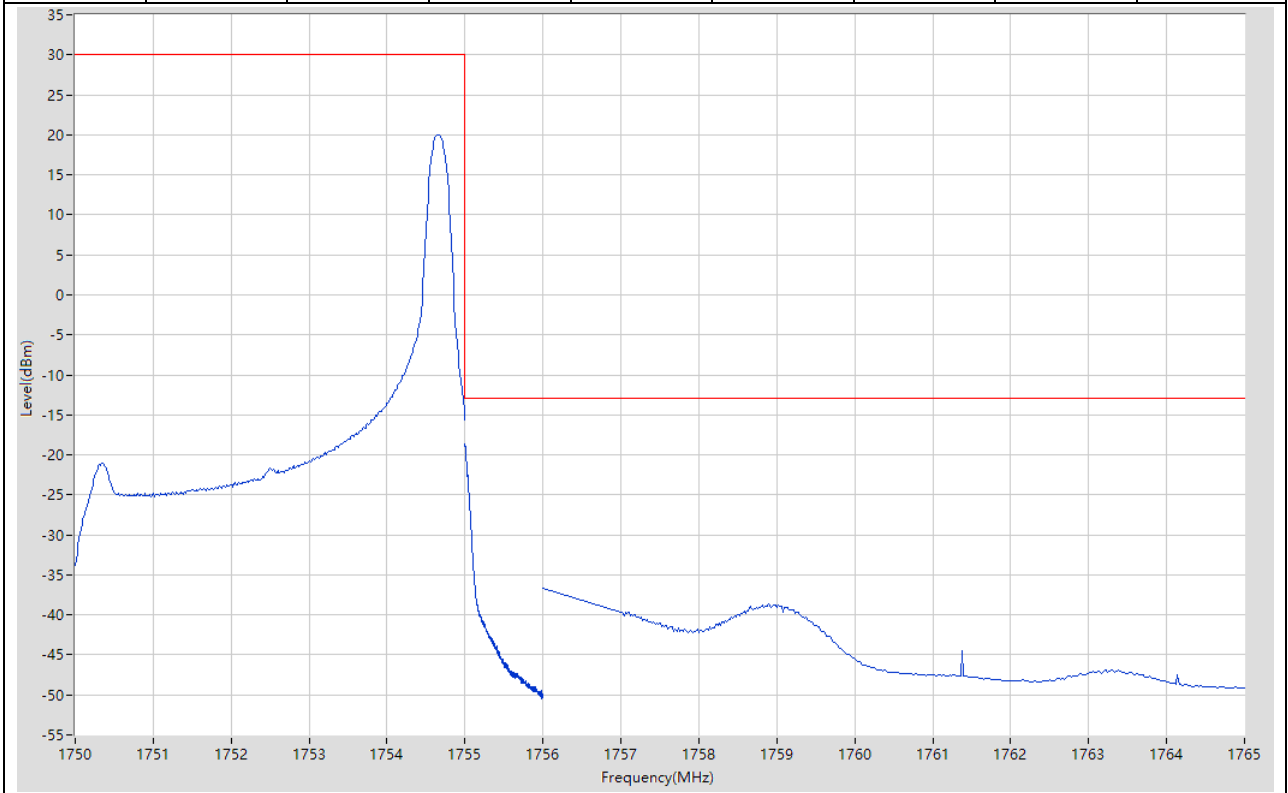
**9.22. LTE Band Edge\_Part22-24-27(NTNV)(Subtest:22, Channel:20375, Bandwidth:5, Modulation:QPSK, RB Number: 25, RB Position:HIGH)**

Start Frequency (MHz)	Stop Frequency (MHz)	RBW (MHz)	Detector	Frequency (MHz)	Power (dBm)	Limit (dBm)	Verdict	Sweep Point
1750	1755	0.1	RMS	1751.875	7.01	30	Pass	401
1755	1756	0.051	RMS	1755	-29.66	-13	Pass	401
1756	1757	1	RMS	1756	-25.04	-13	Pass	2
1757	1765	1	RMS	1757.02	-26.18	-13	Pass	401



**9.23. LTE Band Edge\_Part22-24-27(NTNV)(Subtest:23, Channel:20375, Bandwidth:5, Modulation:Q16, RB Number: 1, RB Position:HIGH)**

Start Frequency (MHz)	Stop Frequency (MHz)	RBW (MHz)	Detector	Frequency (MHz)	Power (dBm)	Limit (dBm)	Verdict	Sweep Point
1750	1755	0.1	RMS	1754.65	20.03	30	Pass	401
1755	1756	0.051	RMS	1755	-18.66	-13	Pass	401
1756	1757	1	RMS	1756	-36.7	-13	Pass	2
1757	1765	1	RMS	1758.9	-38.66	-13	Pass	401



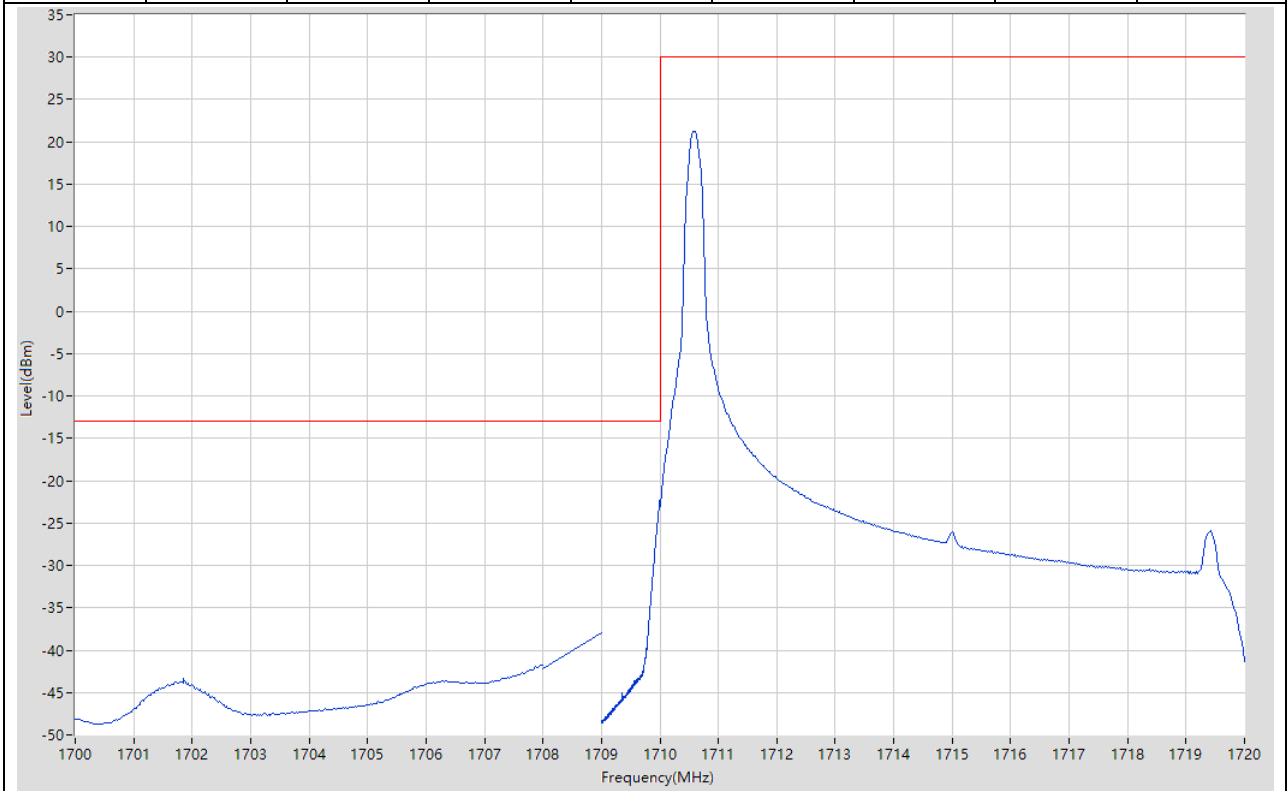
**9.24. LTE Band Edge\_Part22-24-27(NTNV)(Subtest:24, Channel:20375, Bandwidth:5, Modulation:Q16, RB Number: 25, RB Position:HIGH)**

Start Frequency (MHz)	Stop Frequency (MHz)	RBW (MHz)	Detector	Frequency (MHz)	Power (dBm)	Limit (dBm)	Verdict	Sweep Point
1750	1755	0.1	RMS	1752.563	6.08	30	Pass	401
1755	1756	0.051	RMS	1755	-29.63	-13	Pass	401
1756	1757	1	RMS	1756	-23.92	-13	Pass	2
1757	1765	1	RMS	1757	-25.26	-13	Pass	401



**9.25. LTE Band Edge\_Part22-24-27(NTNV)(Subtest:25, Channel:20000, Bandwidth:10, Modulation:QPSK, RB Number: 1, RB Position:LOW)**

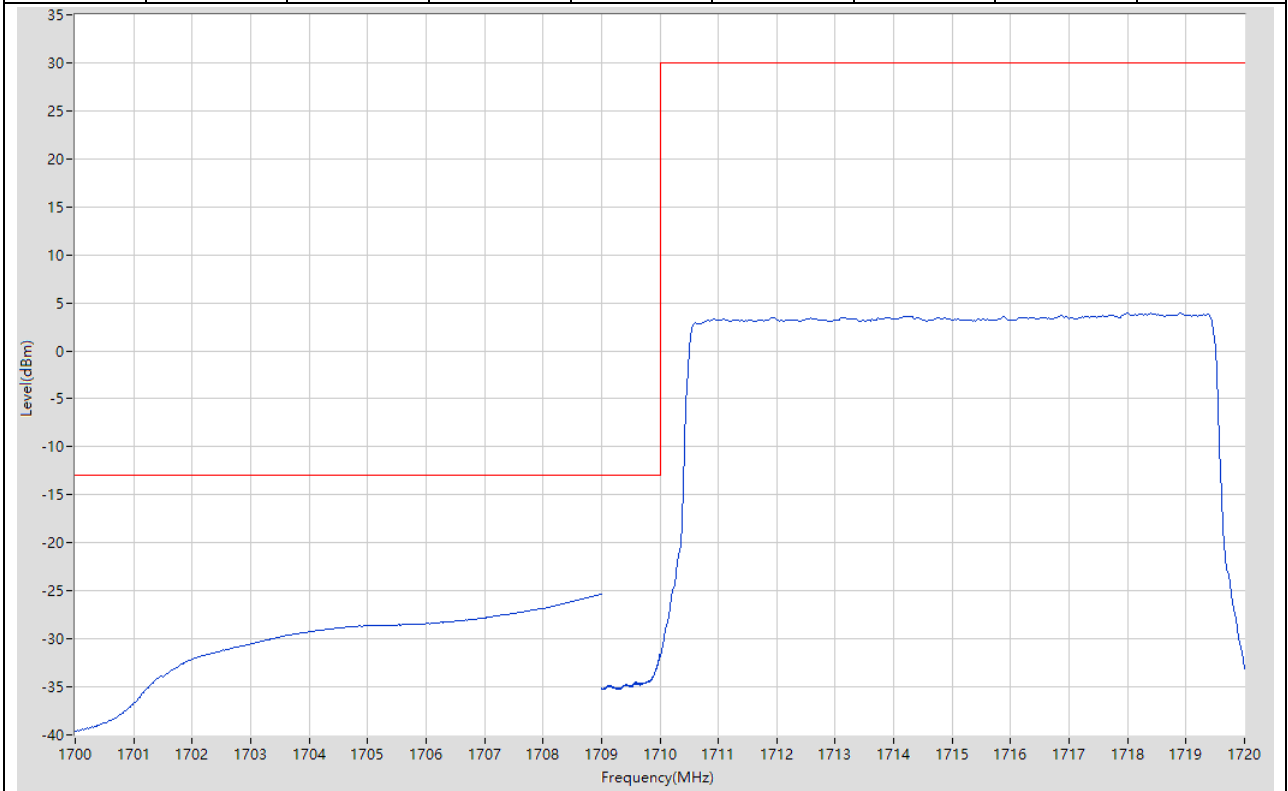
Start Frequency (MHz)	Stop Frequency (MHz)	RBW (MHz)	Detector	Frequency (MHz)	Power (dBm)	Limit (dBm)	Verdict	Sweep Point
1700	1708	1	RMS	1708	-41.73	-13	Pass	401
1708	1709	1	RMS	1709	-37.94	-13	Pass	2
1709	1710	0.1	RMS	1710	-22.18	-13	Pass	401
1710	1720	0.1	RMS	1710.575	21.21	30	Pass	401





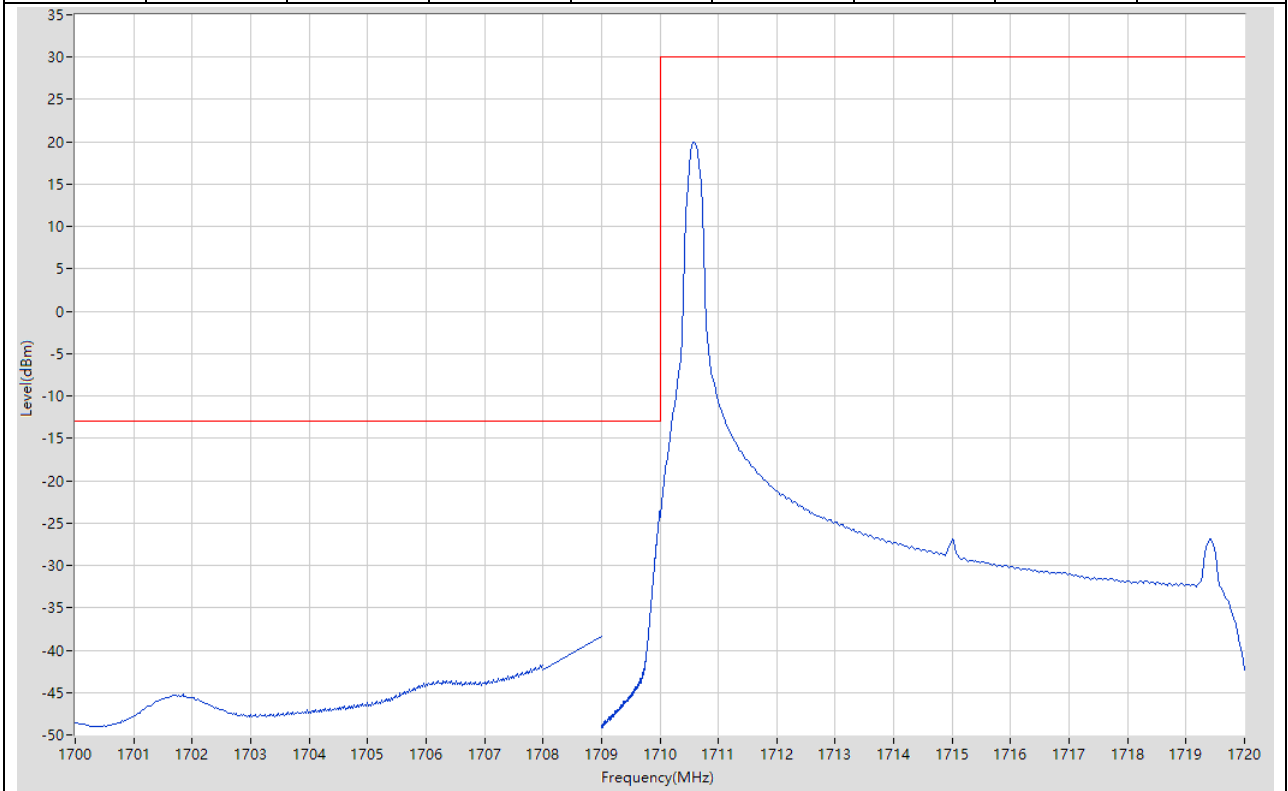
**9.26. LTE Band Edge\_Part22-24-27(NTNV)(Subtest:26, Channel:20000, Bandwidth:10, Modulation:QPSK, RB Number: 50, RB Position:LOW)**

Start Frequency (MHz)	Stop Frequency (MHz)	RBW (MHz)	Detector	Frequency (MHz)	Power (dBm)	Limit (dBm)	Verdict	Sweep Point
1700	1708	1	RMS	1708	-26.81	-13	Pass	401
1708	1709	1	RMS	1709	-25.36	-13	Pass	2
1709	1710	0.1	RMS	1710	-31.62	-13	Pass	401
1710	1720	0.1	RMS	1718	3.97	30	Pass	401



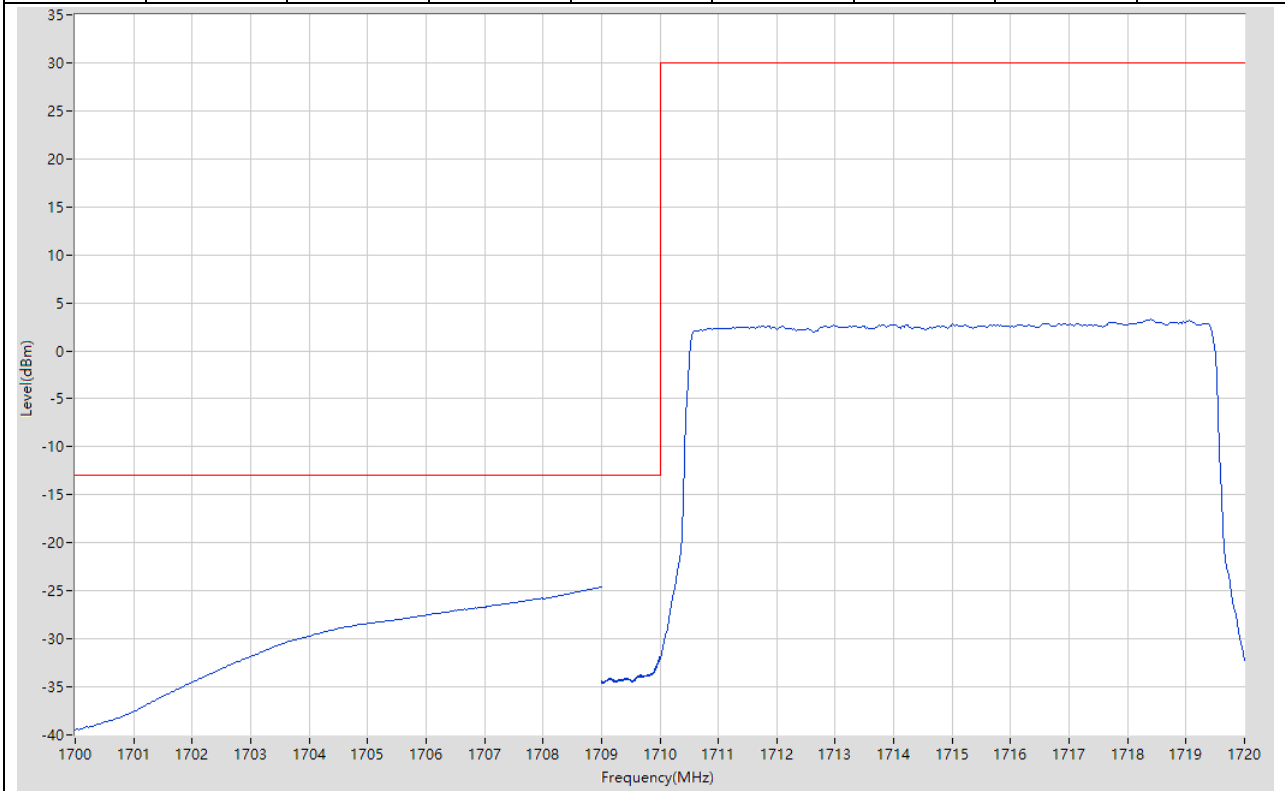
**9.27. LTE Band Edge\_Part22-24-27(NTNV)(Subtest:27, Channel:20000, Bandwidth:10, Modulation:Q16, RB Number: 1, RB Position:LOW)**

Start Frequency (MHz)	Stop Frequency (MHz)	RBW (MHz)	Detector	Frequency (MHz)	Power (dBm)	Limit (dBm)	Verdict	Sweep Point
1700	1708	1	RMS	1708	-41.76	-13	Pass	401
1708	1709	1	RMS	1709	-38.41	-13	Pass	2
1709	1710	0.1	RMS	1710	-23.55	-13	Pass	401
1710	1720	0.1	RMS	1710.575	19.92	30	Pass	401



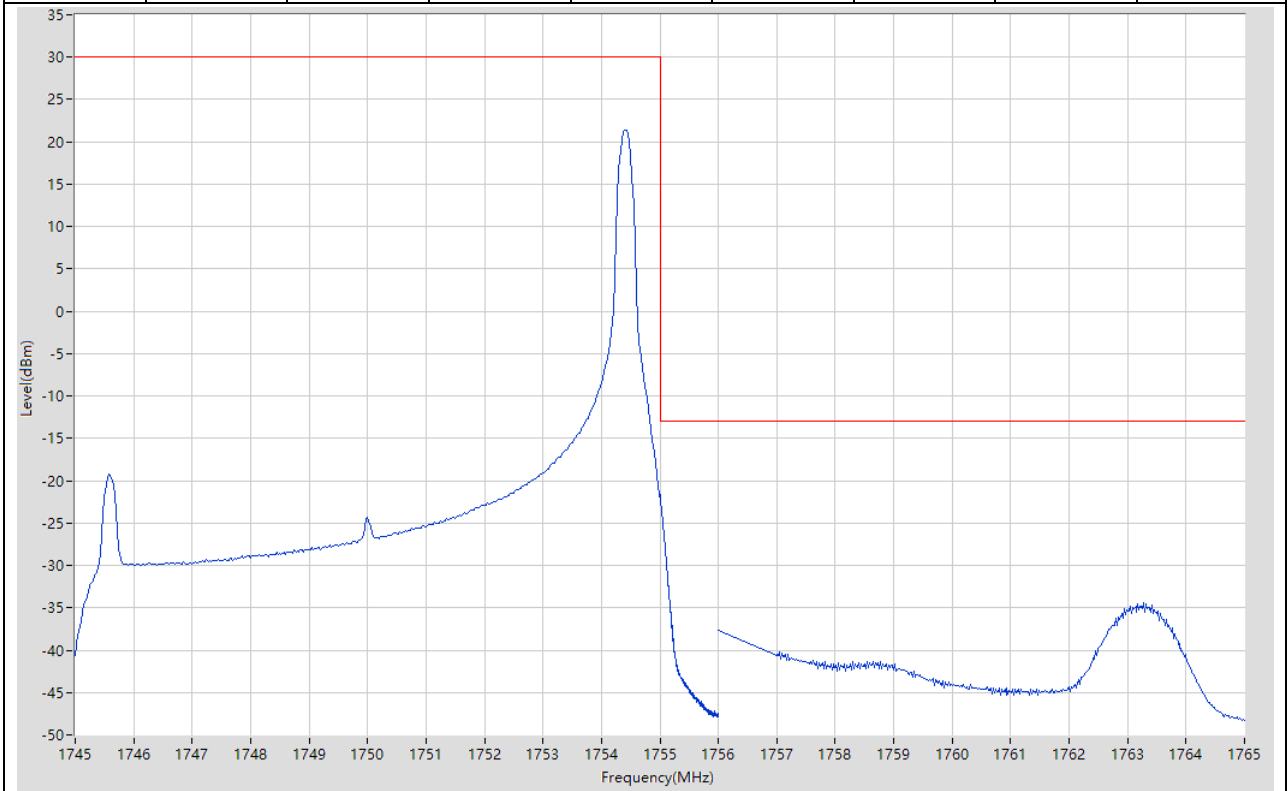
**9.28. LTE Band Edge\_Part22-24-27(NTNV)(Subtest:28, Channel:20000, Bandwidth:10, Modulation:Q16, RB Number: 50, RB Position:LOW)**

Start Frequency (MHz)	Stop Frequency (MHz)	RBW (MHz)	Detector	Frequency (MHz)	Power (dBm)	Limit (dBm)	Verdict	Sweep Point
1700	1708	1	RMS	1708	-25.75	-13	Pass	401
1708	1709	1	RMS	1709	-24.64	-13	Pass	2
1709	1710	0.1	RMS	1709.998	-31.85	-13	Pass	401
1710	1720	0.1	RMS	1718.4	3.29	30	Pass	401



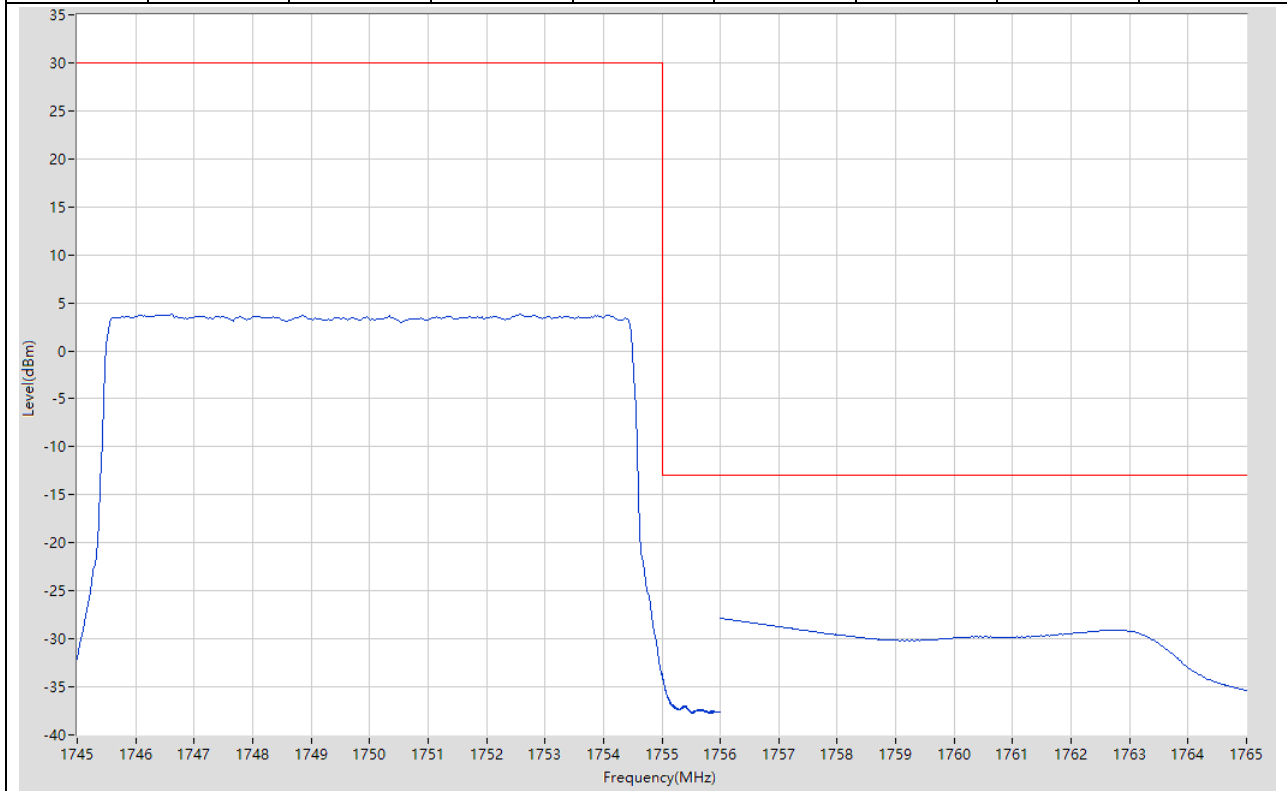
**9.29. LTE Band Edge\_Part22-24-27(NTNV)(Subtest:29, Channel:20350, Bandwidth:10, Modulation:QPSK, RB Number: 1, RB Position:HIGH)**

Start Frequency (MHz)	Stop Frequency (MHz)	RBW (MHz)	Detector	Frequency (MHz)	Power (dBm)	Limit (dBm)	Verdict	Sweep Point
1745	1755	0.1	RMS	1754.4	21.4	30	Pass	401
1755	1756	0.1	RMS	1755	-21.57	-13	Pass	401
1756	1757	1	RMS	1756	-37.61	-13	Pass	2
1757	1765	1	RMS	1763.28	-34.46	-13	Pass	401



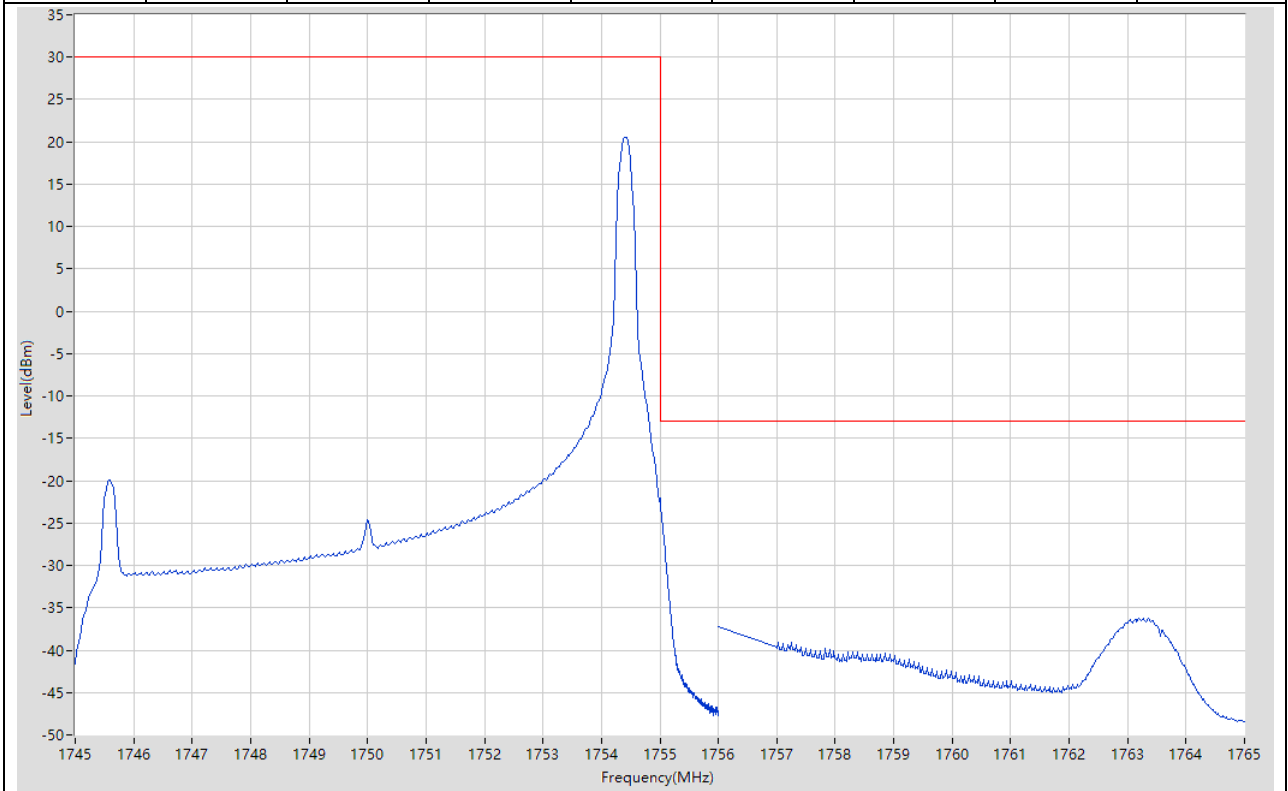
**9.30. LTE Band Edge\_Part22-24-27(NTNV)(Subtest:30, Channel:20350, Bandwidth:10, Modulation:QPSK, RB Number: 50, RB Position:HIGH)**

Start Frequency (MHz)	Stop Frequency (MHz)	RBW (MHz)	Detector	Frequency (MHz)	Power (dBm)	Limit (dBm)	Verdict	Sweep Point
1745	1755	0.1	RMS	1746.6	3.78	30	Pass	401
1755	1756	0.1	RMS	1755	-33.56	-13	Pass	401
1756	1757	1	RMS	1756	-27.86	-13	Pass	2
1757	1765	1	RMS	1757.02	-28.72	-13	Pass	401



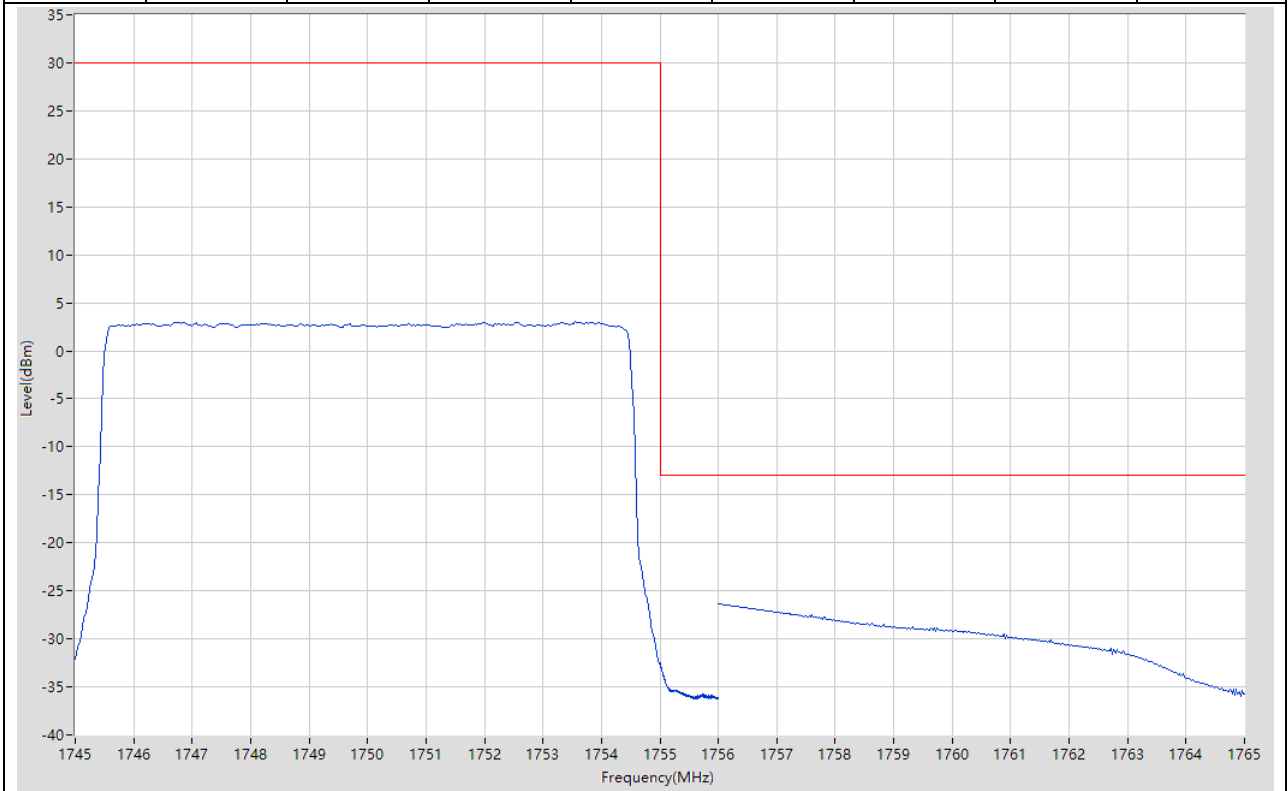
**9.31. LTE Band Edge\_Part22-24-27(NTNV)(Subtest:31, Channel:20350, Bandwidth:10, Modulation:Q16, RB Number: 1, RB Position:HIGH)**

Start Frequency (MHz)	Stop Frequency (MHz)	RBW (MHz)	Detector	Frequency (MHz)	Power (dBm)	Limit (dBm)	Verdict	Sweep Point
1745	1755	0.1	RMS	1754.425	20.51	30	Pass	401
1755	1756	0.1	RMS	1755	-22.07	-13	Pass	401
1756	1757	1	RMS	1756	-37.21	-13	Pass	2
1757	1765	1	RMS	1763.2	-36.27	-13	Pass	401



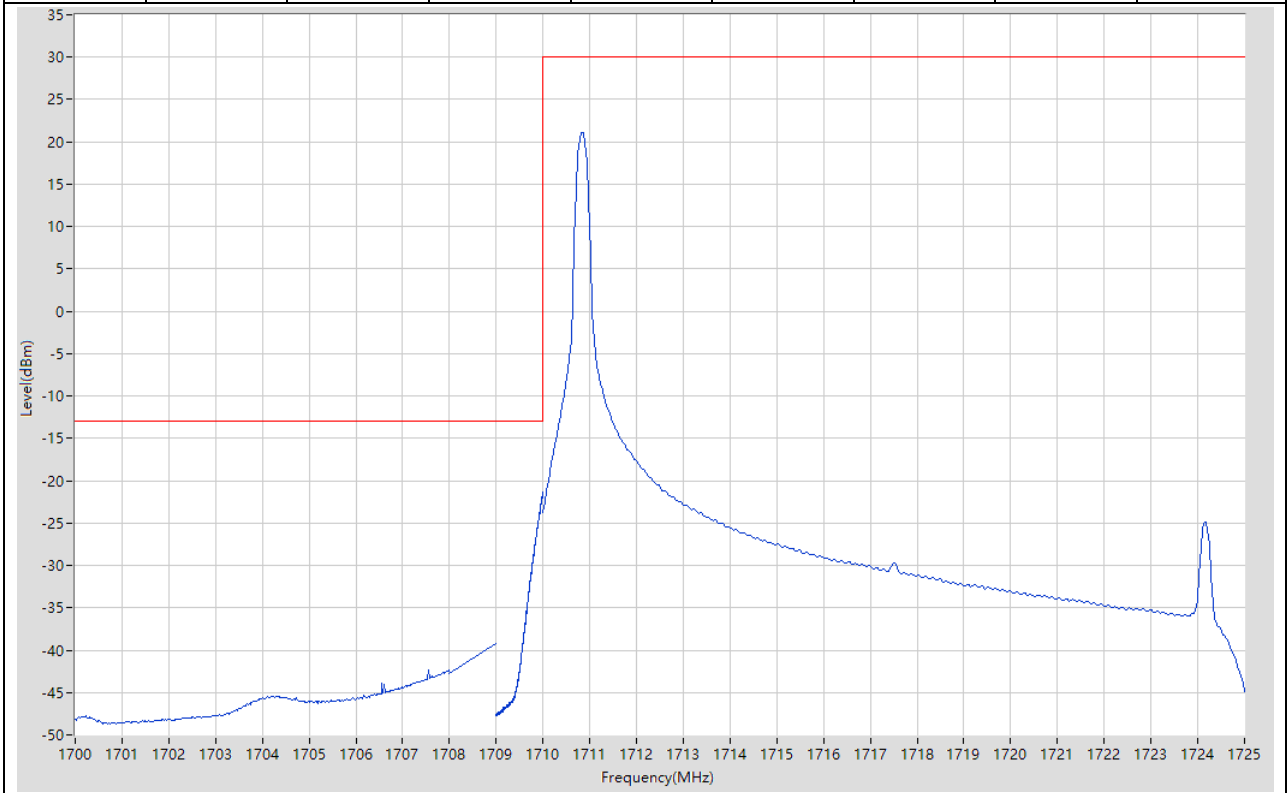
**9.32. LTE Band Edge\_Part22-24-27(NTNV)(Subtest:32, Channel:20350, Bandwidth:10, Modulation:Q16, RB Number: 50, RB Position:HIGH)**

Start Frequency (MHz)	Stop Frequency (MHz)	RBW (MHz)	Detector	Frequency (MHz)	Power (dBm)	Limit (dBm)	Verdict	Sweep Point
1745	1755	0.1	RMS	1753.55	3.02	30	Pass	401
1755	1756	0.1	RMS	1755	-32.44	-13	Pass	401
1756	1757	1	RMS	1756	-26.31	-13	Pass	2
1757	1765	1	RMS	1757	-27.19	-13	Pass	401



**9.33. LTE Band Edge\_Part22-24-27(NTNV)(Subtest:33, Channel:20025, Bandwidth:15, Modulation:QPSK, RB Number: 1, RB Position:LOW)**

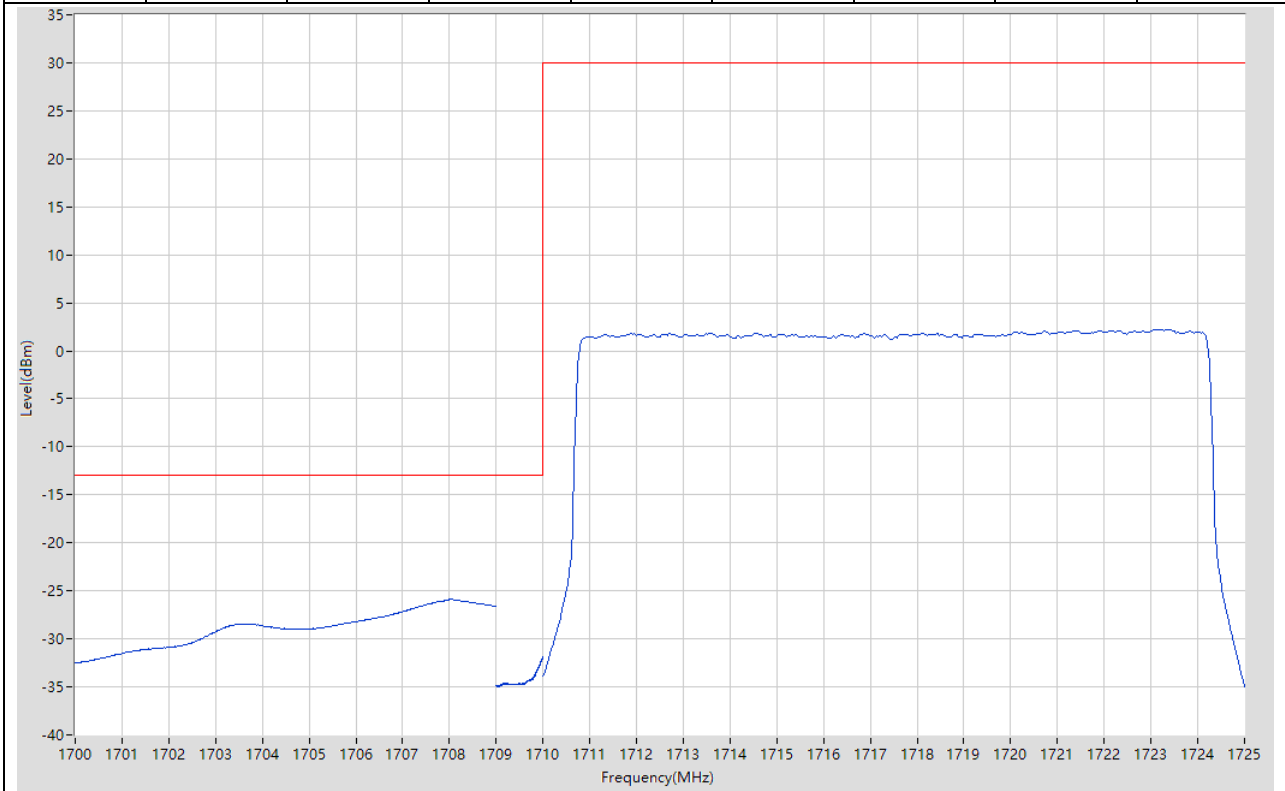
Start Frequency (MHz)	Stop Frequency (MHz)	RBW (MHz)	Detector	Frequency (MHz)	Power (dBm)	Limit (dBm)	Verdict	Sweep Point
1700	1708	1	RMS	1707.56	-42.37	-13	Pass	401
1708	1709	1	RMS	1709	-39.21	-13	Pass	2
1709	1710	0.15	RMS	1709.998	-21.27	-13	Pass	401
1710	1725	0.1	RMS	1710.825	21.11	30	Pass	401





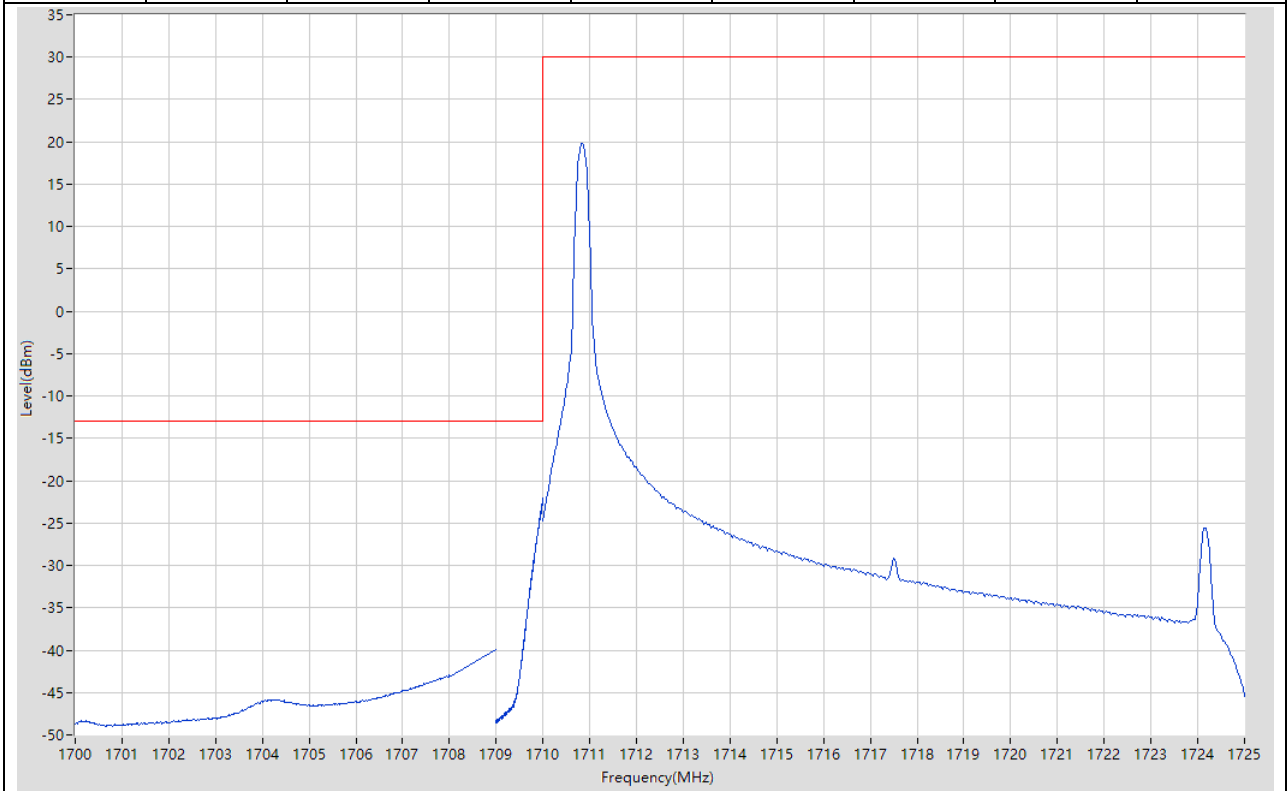
**9.34. LTE Band Edge\_Part22-24-27(NTNV)(Subtest:34, Channel:20025, Bandwidth:15, Modulation:QPSK, RB Number: 75, RB Position:LOW)**

Start Frequency (MHz)	Stop Frequency (MHz)	RBW (MHz)	Detector	Frequency (MHz)	Power (dBm)	Limit (dBm)	Verdict	Sweep Point
1700	1708	1	RMS	1708	-25.99	-13	Pass	401
1708	1709	1	RMS	1708	-25.82	-13	Pass	2
1709	1710	0.15	RMS	1709.998	-31.87	-13	Pass	401
1710	1725	0.1	RMS	1723.388	2.22	30	Pass	401



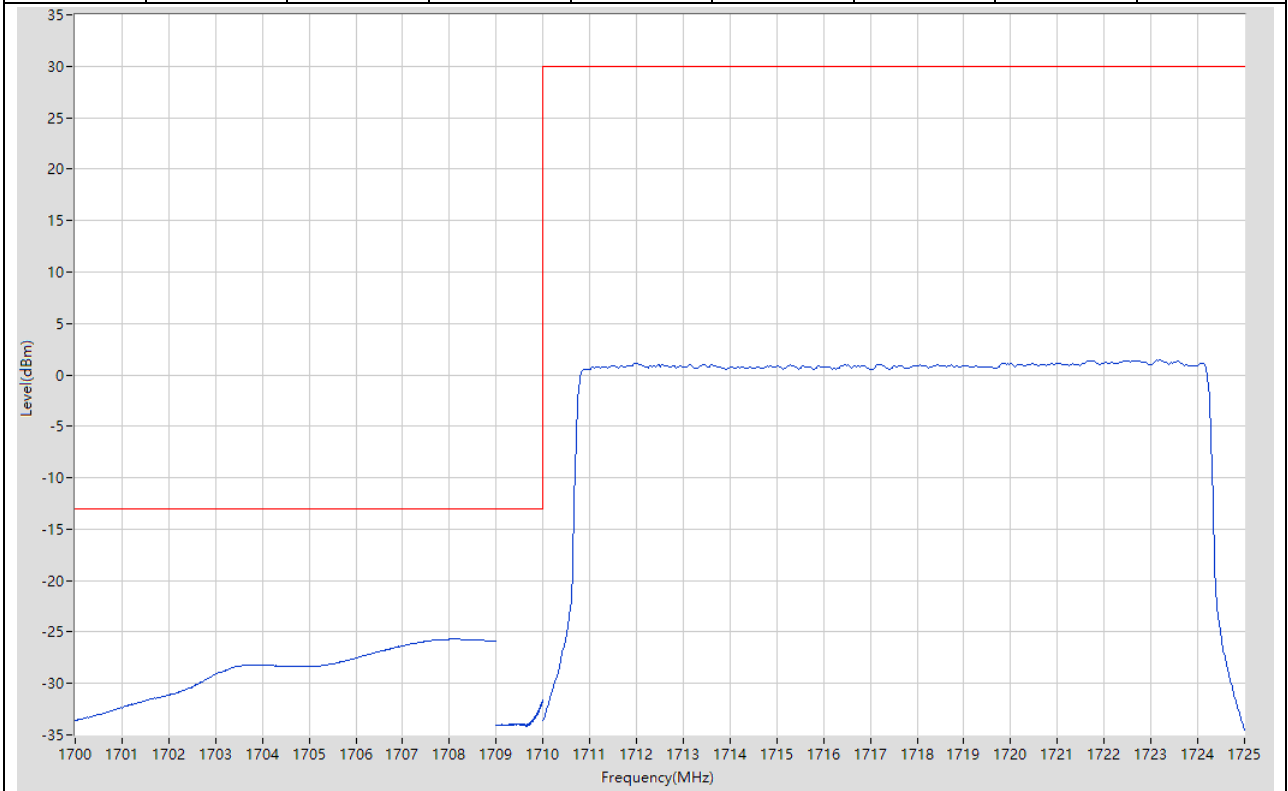
**9.35. LTE Band Edge\_Part22-24-27(NTNV)(Subtest:35, Channel:20025, Bandwidth:15, Modulation:Q16, RB Number: 1, RB Position:LOW)**

Start Frequency (MHz)	Stop Frequency (MHz)	RBW (MHz)	Detector	Frequency (MHz)	Power (dBm)	Limit (dBm)	Verdict	Sweep Point
1700	1708	1	RMS	1708	-42.93	-13	Pass	401
1708	1709	1	RMS	1709	-39.88	-13	Pass	2
1709	1710	0.15	RMS	1710	-22.08	-13	Pass	401
1710	1725	0.1	RMS	1710.825	19.81	30	Pass	401



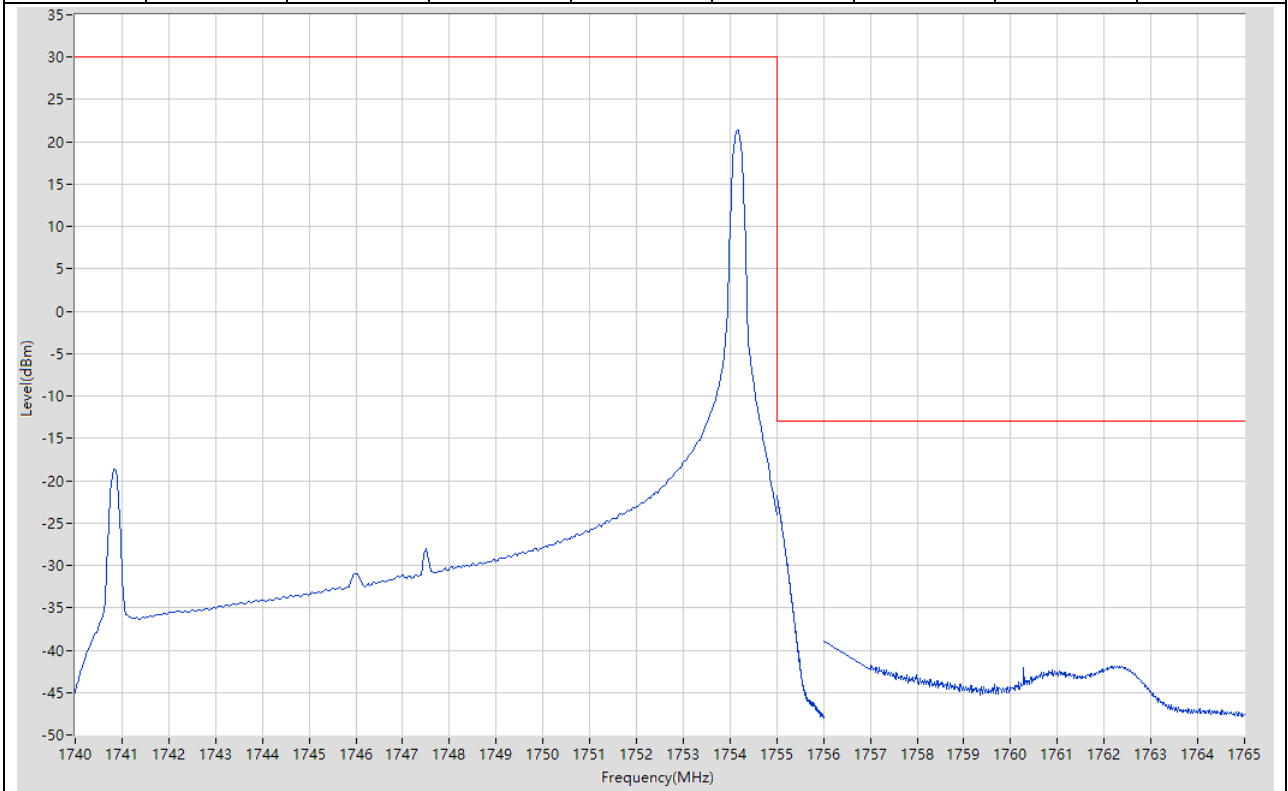
**9.36. LTE Band Edge\_Part22-24-27(NTNV)(Subtest:36, Channel:20025, Bandwidth:15, Modulation:Q16, RB Number: 75, RB Position:LOW)**

Start Frequency (MHz)	Stop Frequency (MHz)	RBW (MHz)	Detector	Frequency (MHz)	Power (dBm)	Limit (dBm)	Verdict	Sweep Point
1700	1708	1	RMS	1707.94	-25.75	-13	Pass	401
1708	1709	1	RMS	1708	-25.68	-13	Pass	2
1709	1710	0.15	RMS	1709.995	-31.62	-13	Pass	401
1710	1725	0.1	RMS	1723.2	1.46	30	Pass	401



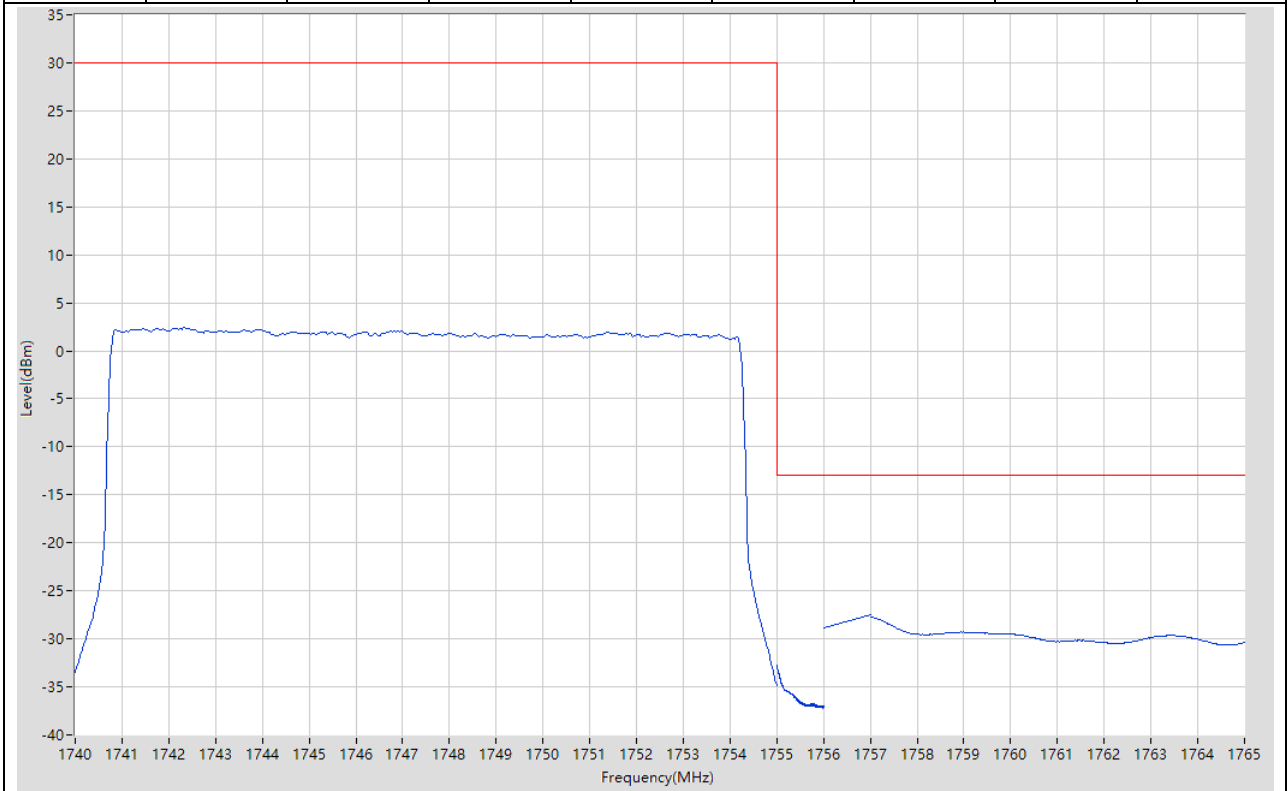
**9.37. LTE Band Edge\_Part22-24-27(NTNV)(Subtest:37, Channel:20325, Bandwidth:15, Modulation:QPSK, RB Number: 1, RB Position:HIGH)**

Start Frequency (MHz)	Stop Frequency (MHz)	RBW (MHz)	Detector	Frequency (MHz)	Power (dBm)	Limit (dBm)	Verdict	Sweep Point
1740	1755	0.1	RMS	1754.175	21.41	30	Pass	401
1755	1756	0.15	RMS	1755.003	-21.71	-13	Pass	401
1756	1757	1	RMS	1756	-38.96	-13	Pass	2
1757	1765	1	RMS	1757	-41.82	-13	Pass	401



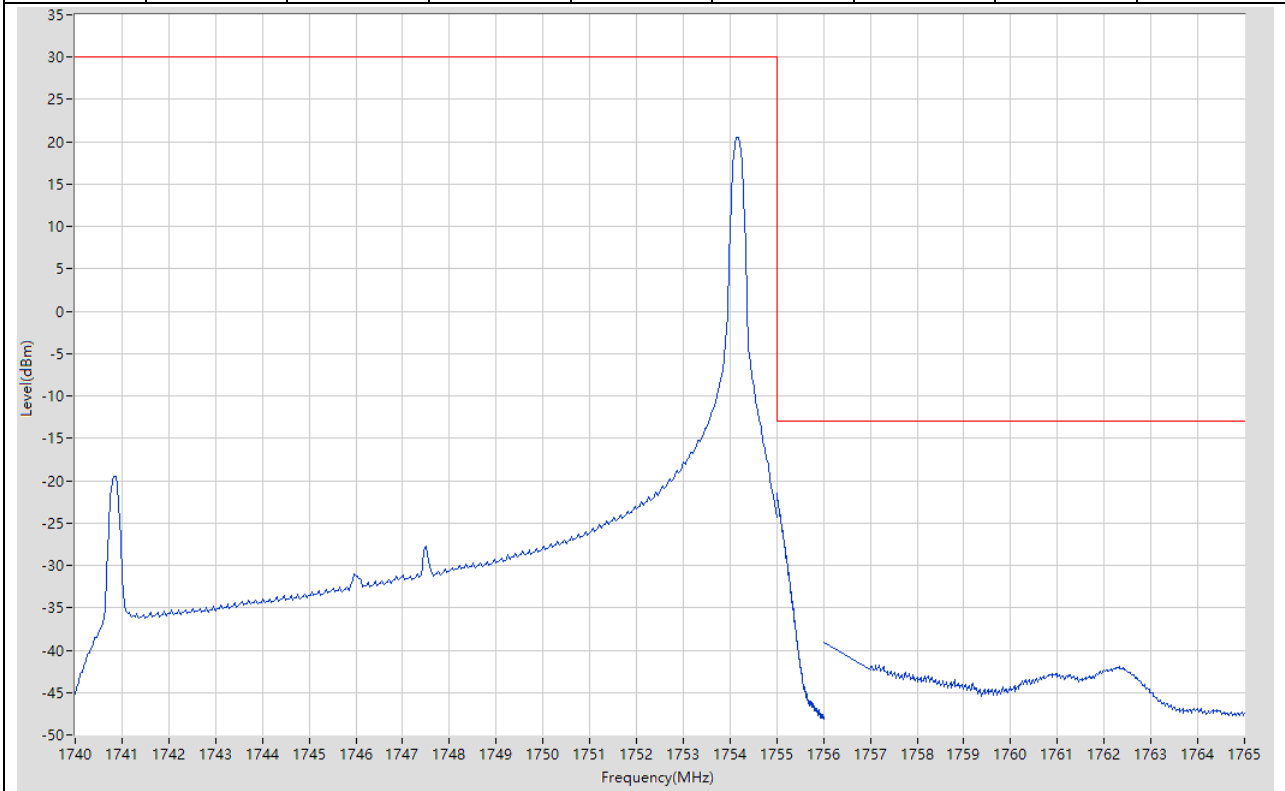
**9.38. LTE Band Edge\_Part22-24-27(NTNV)(Subtest:38, Channel:20325, Bandwidth:15, Modulation:QPSK, RB Number: 75, RB Position:HIGH)**

Start Frequency (MHz)	Stop Frequency (MHz)	RBW (MHz)	Detector	Frequency (MHz)	Power (dBm)	Limit (dBm)	Verdict	Sweep Point
1740	1755	0.1	RMS	1742.325	2.44	30	Pass	401
1755	1756	0.15	RMS	1755	-32.79	-13	Pass	401
1756	1757	1	RMS	1757	-27.46	-13	Pass	2
1757	1765	1	RMS	1757	-27.7	-13	Pass	401



**9.39. LTE Band Edge\_Part22-24-27(NTNV)(Subtest:39, Channel:20325, Bandwidth:15, Modulation:Q16, RB Number: 1, RB Position:HIGH)**

Start Frequency (MHz)	Stop Frequency (MHz)	RBW (MHz)	Detector	Frequency (MHz)	Power (dBm)	Limit (dBm)	Verdict	Sweep Point
1740	1755	0.1	RMS	1754.138	20.59	30	Pass	401
1755	1756	0.15	RMS	1755.003	-21.52	-13	Pass	401
1756	1757	1	RMS	1756	-39.03	-13	Pass	2
1757	1765	1	RMS	1757.2	-41.71	-13	Pass	401



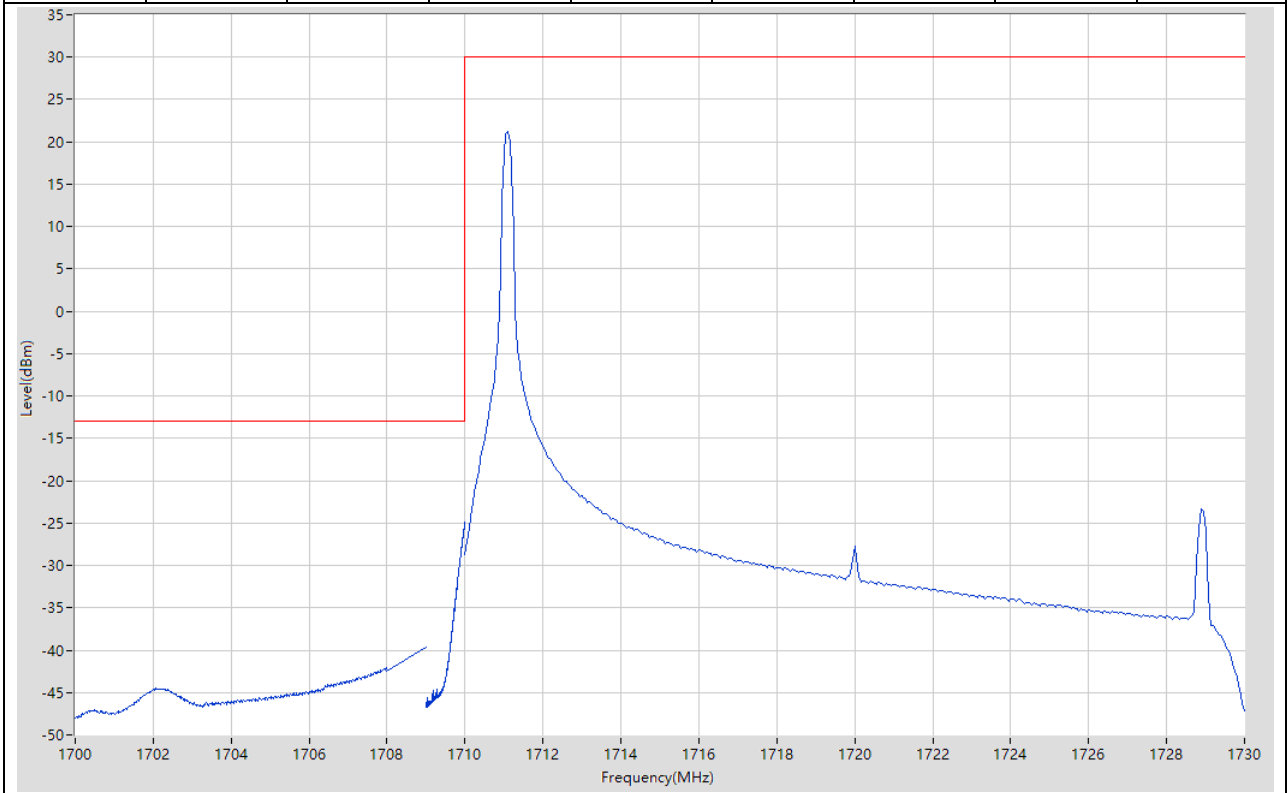
**9.40. LTE Band Edge\_Part22-24-27(NTNV)(Subtest:40, Channel:20325, Bandwidth:15, Modulation:Q16, RB Number: 75, RB Position:HIGH)**

Start Frequency (MHz)	Stop Frequency (MHz)	RBW (MHz)	Detector	Frequency (MHz)	Power (dBm)	Limit (dBm)	Verdict	Sweep Point
1740	1755	0.1	RMS	1742.25	1.47	30	Pass	401
1755	1756	0.15	RMS	1755.005	-32.79	-13	Pass	401
1756	1757	1	RMS	1757	-27.52	-13	Pass	2
1757	1765	1	RMS	1757.02	-27.61	-13	Pass	401



**9.41. LTE Band Edge\_Part22-24-27(NTNV)(Subtest:41, Channel:20050, Bandwidth:20, Modulation:QPSK, RB Number: 1, RB Position:LOW)**

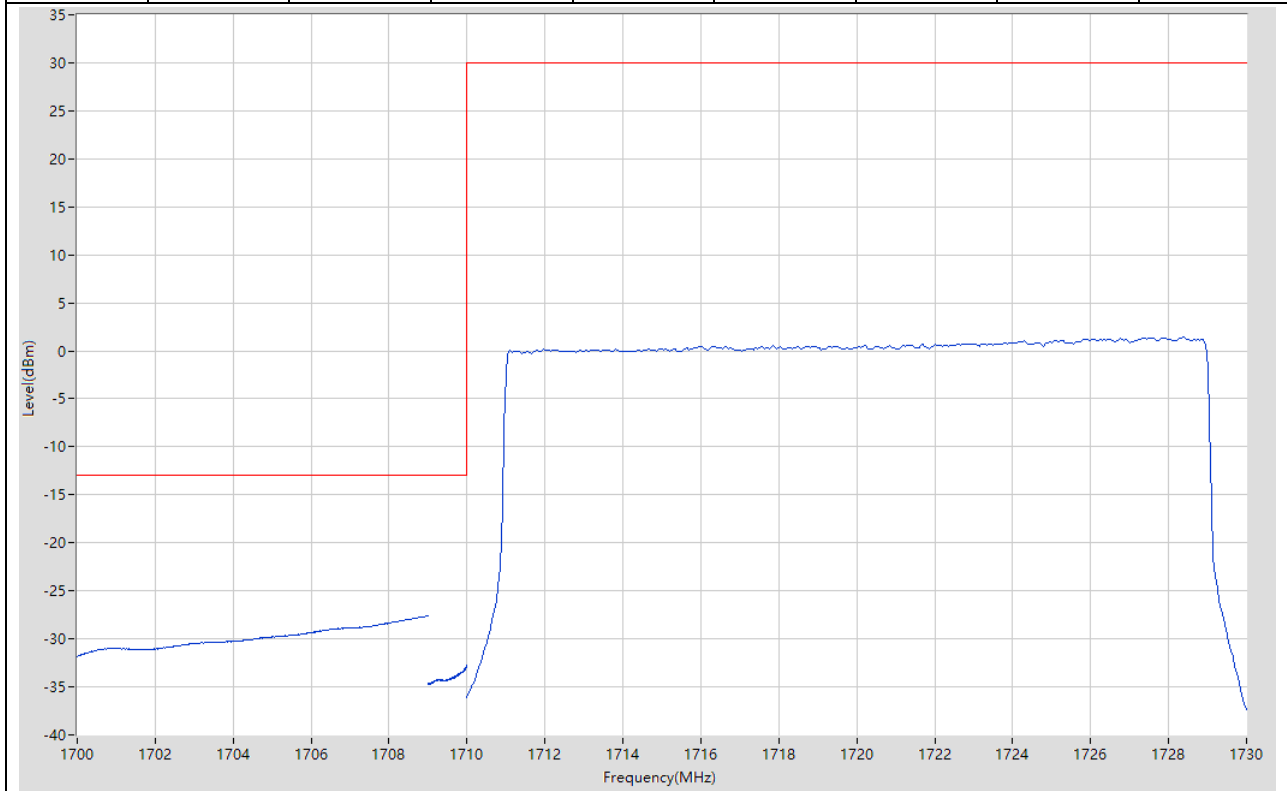
Start Frequency (MHz)	Stop Frequency (MHz)	RBW (MHz)	Detector	Frequency (MHz)	Power (dBm)	Limit (dBm)	Verdict	Sweep Point
1700	1708	1	RMS	1708	-42.07	-13	Pass	401
1708	1709	1	RMS	1709	-39.65	-13	Pass	2
1709	1710	0.2	RMS	1709.995	-24.92	-13	Pass	401
1710	1730	0.1	RMS	1711.1	21.24	30	Pass	401





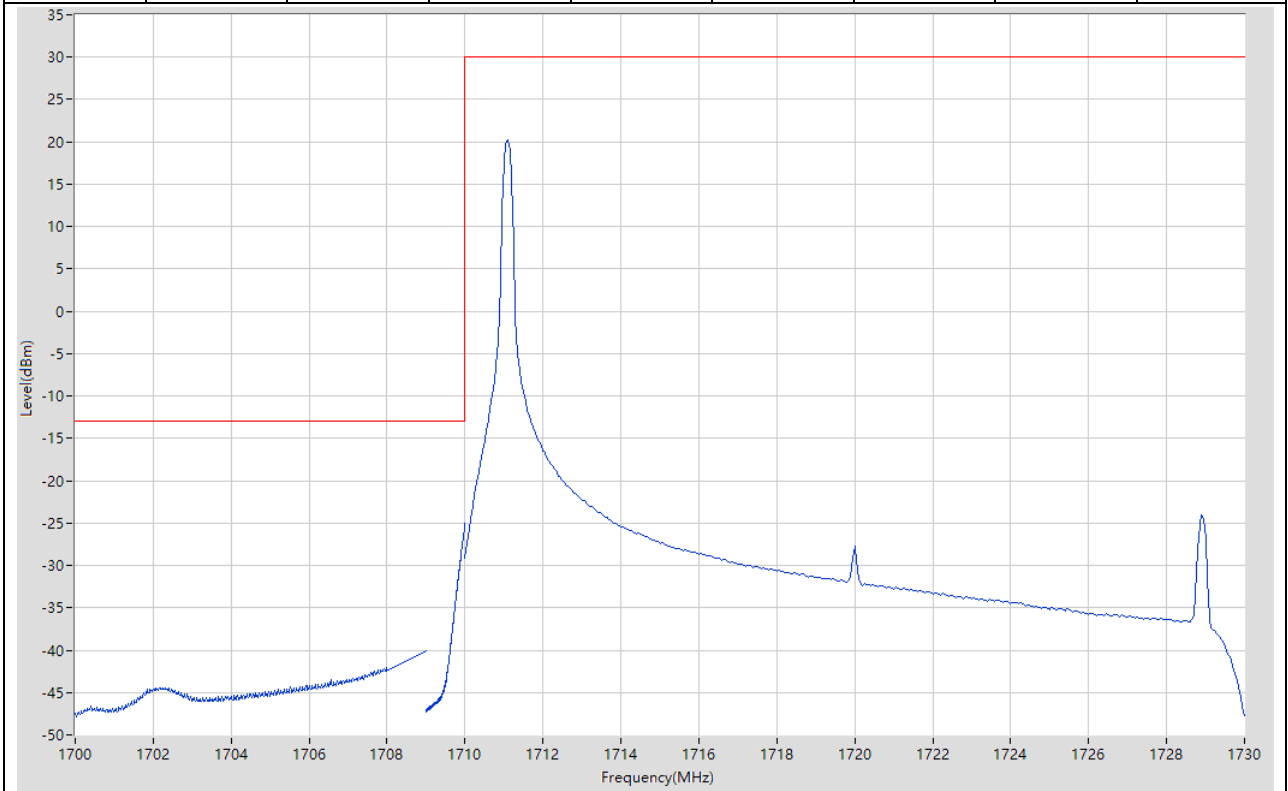
**9.42. LTE Band Edge\_Part22-24-27(NTNV)(Subtest:42, Channel:20050, Bandwidth:20, Modulation:QPSK, RB Number: 100, RB Position:LOW)**

Start Frequency (MHz)	Stop Frequency (MHz)	RBW (MHz)	Detector	Frequency (MHz)	Power (dBm)	Limit (dBm)	Verdict	Sweep Point
1700	1708	1	RMS	1708	-28.34	-13	Pass	401
1708	1709	1	RMS	1709	-27.66	-13	Pass	2
1709	1710	0.2	RMS	1710	-32.74	-13	Pass	401
1710	1730	0.1	RMS	1728.4	1.42	30	Pass	401



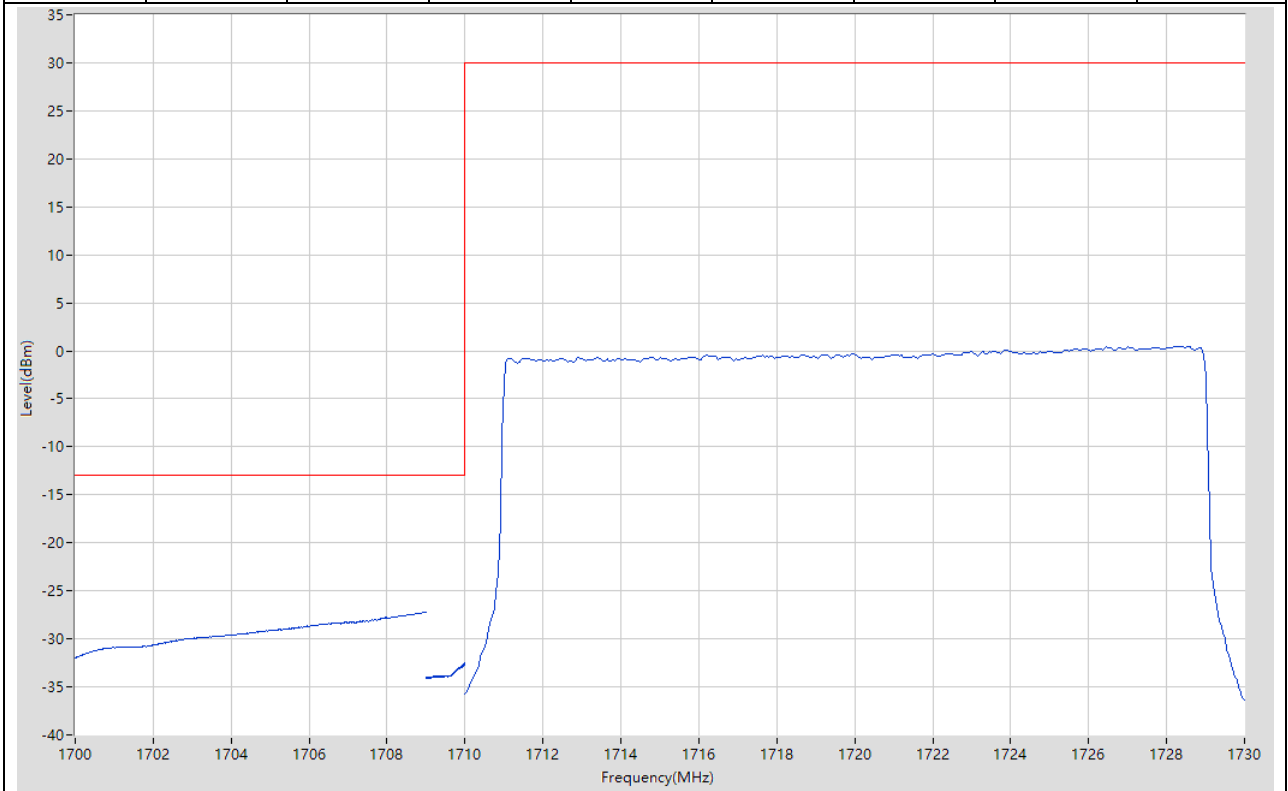
**9.43. LTE Band Edge\_Part22-24-27(NTNV)(Subtest:43, Channel:20050, Bandwidth:20, Modulation:Q16, RB Number: 1, RB Position:LOW)**

Start Frequency (MHz)	Stop Frequency (MHz)	RBW (MHz)	Detector	Frequency (MHz)	Power (dBm)	Limit (dBm)	Verdict	Sweep Point
1700	1708	1	RMS	1708	-42.06	-13	Pass	401
1708	1709	1	RMS	1709	-40	-13	Pass	2
1709	1710	0.2	RMS	1710	-25.09	-13	Pass	401
1710	1730	0.1	RMS	1711.1	20.25	30	Pass	401



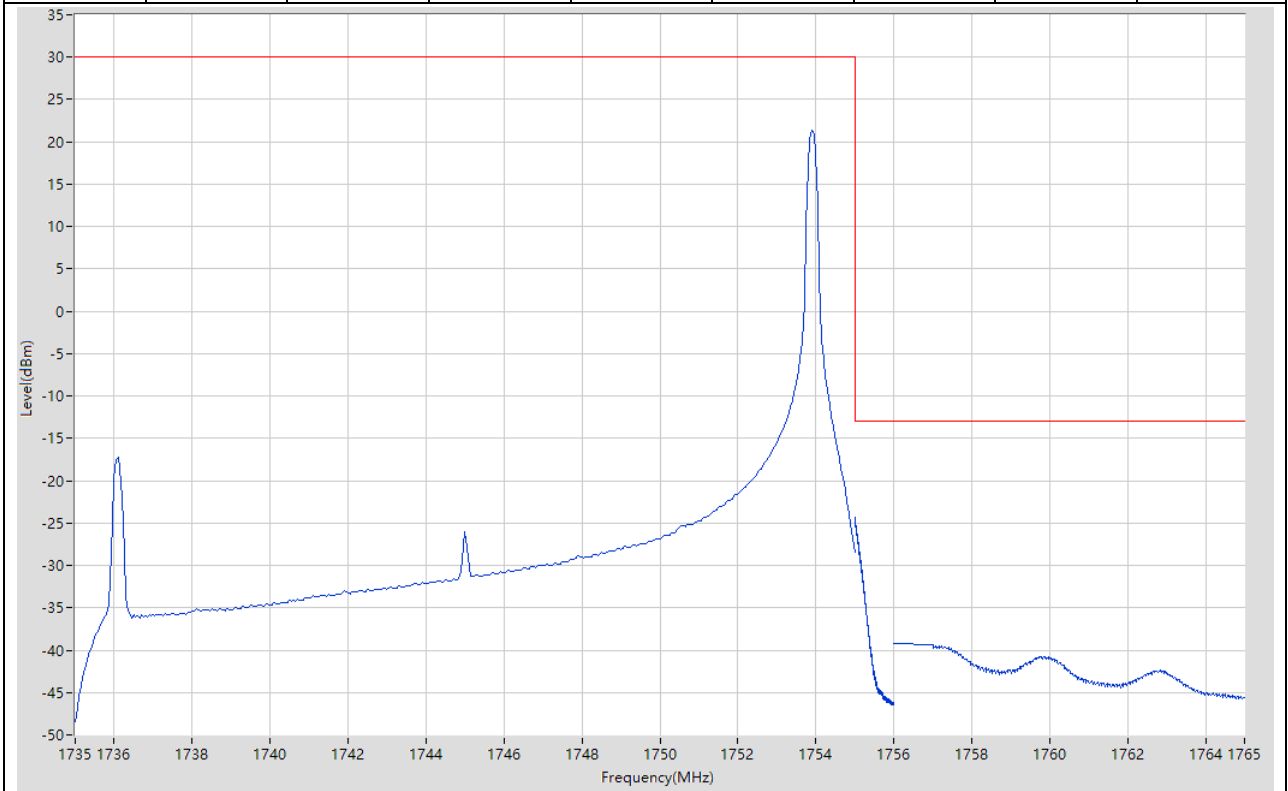
**9.44. LTE Band Edge\_Part22-24-27(NTNV)(Subtest:44, Channel:20050, Bandwidth:20, Modulation:Q16, RB Number: 100, RB Position:LOW)**

Start Frequency (MHz)	Stop Frequency (MHz)	RBW (MHz)	Detector	Frequency (MHz)	Power (dBm)	Limit (dBm)	Verdict	Sweep Point
1700	1708	1	RMS	1708	-27.77	-13	Pass	401
1708	1709	1	RMS	1709	-27.17	-13	Pass	2
1709	1710	0.2	RMS	1709.995	-32.53	-13	Pass	401
1710	1730	0.1	RMS	1728.35	0.5	30	Pass	401



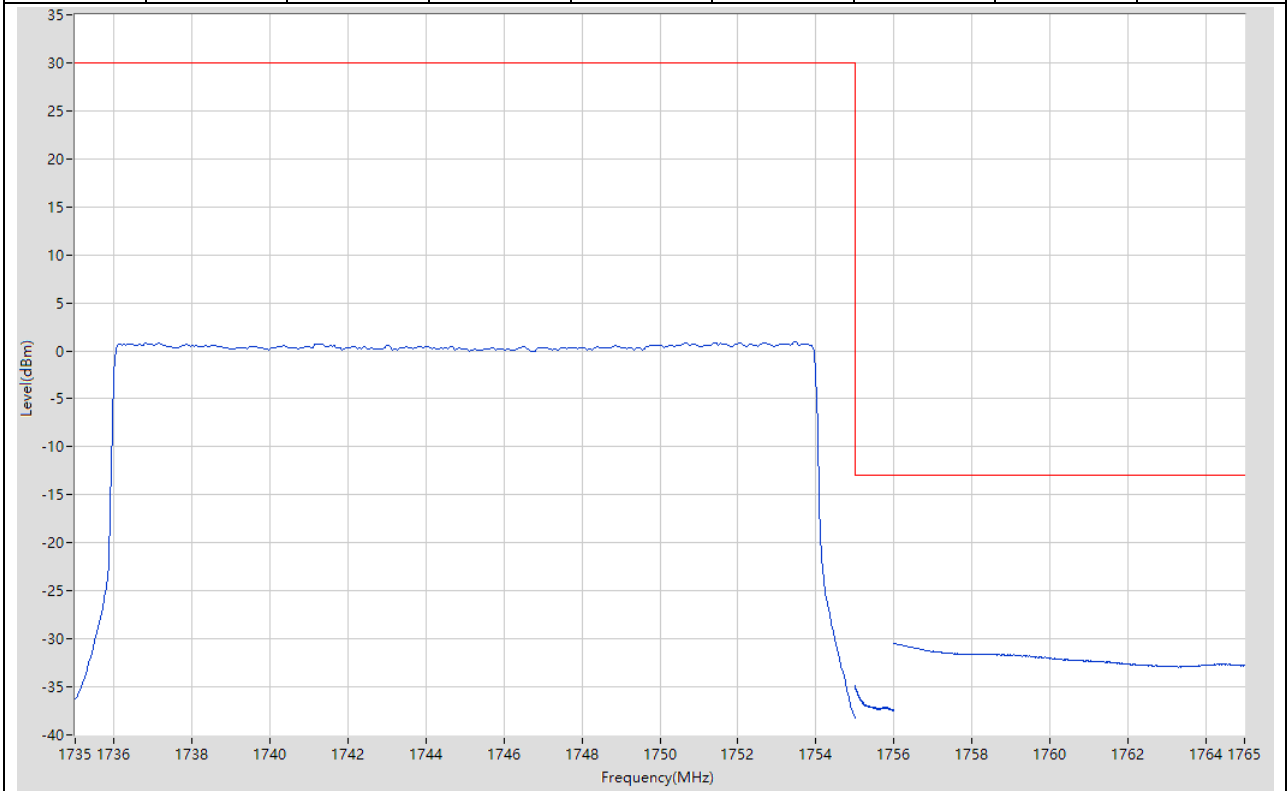
**9.45. LTE Band Edge\_Part22-24-27(NTNV)(Subtest:45, Channel:20300, Bandwidth:20, Modulation:QPSK, RB Number: 1, RB Position:HIGH)**

Start Frequency (MHz)	Stop Frequency (MHz)	RBW (MHz)	Detector	Frequency (MHz)	Power (dBm)	Limit (dBm)	Verdict	Sweep Point
1735	1755	0.1	RMS	1753.9	21.4	30	Pass	401
1755	1756	0.2	RMS	1755	-24.32	-13	Pass	401
1756	1757	1	RMS	1756	-39.16	-13	Pass	2
1757	1765	1	RMS	1757.16	-39.49	-13	Pass	401



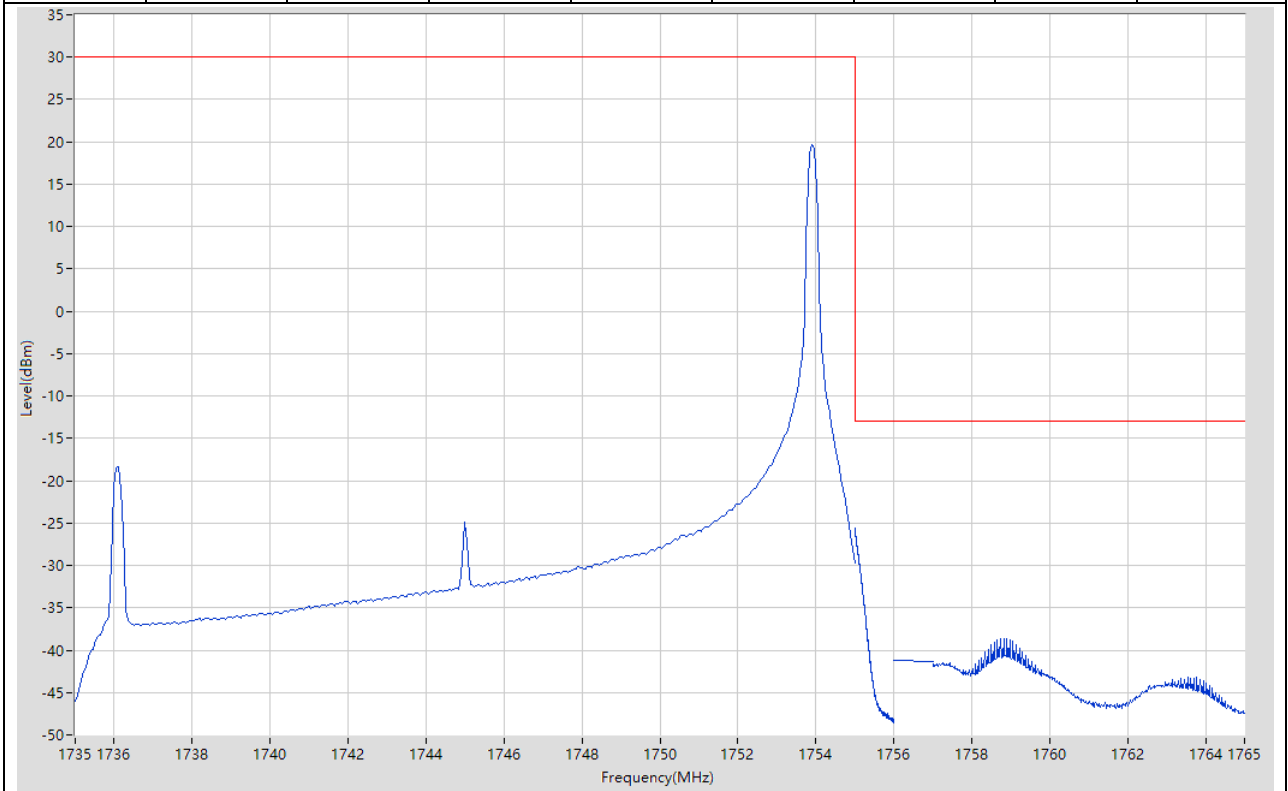
**9.46. LTE Band Edge\_Part22-24-27(NTNV)(Subtest:46, Channel:20300, Bandwidth:20, Modulation:QPSK, RB Number: 100, RB Position:HIGH)**

Start Frequency (MHz)	Stop Frequency (MHz)	RBW (MHz)	Detector	Frequency (MHz)	Power (dBm)	Limit (dBm)	Verdict	Sweep Point
1735	1755	0.1	RMS	1753.45	0.88	30	Pass	401
1755	1756	0.2	RMS	1755	-34.92	-13	Pass	401
1756	1757	1	RMS	1756	-30.46	-13	Pass	2
1757	1765	1	RMS	1757	-31.28	-13	Pass	401



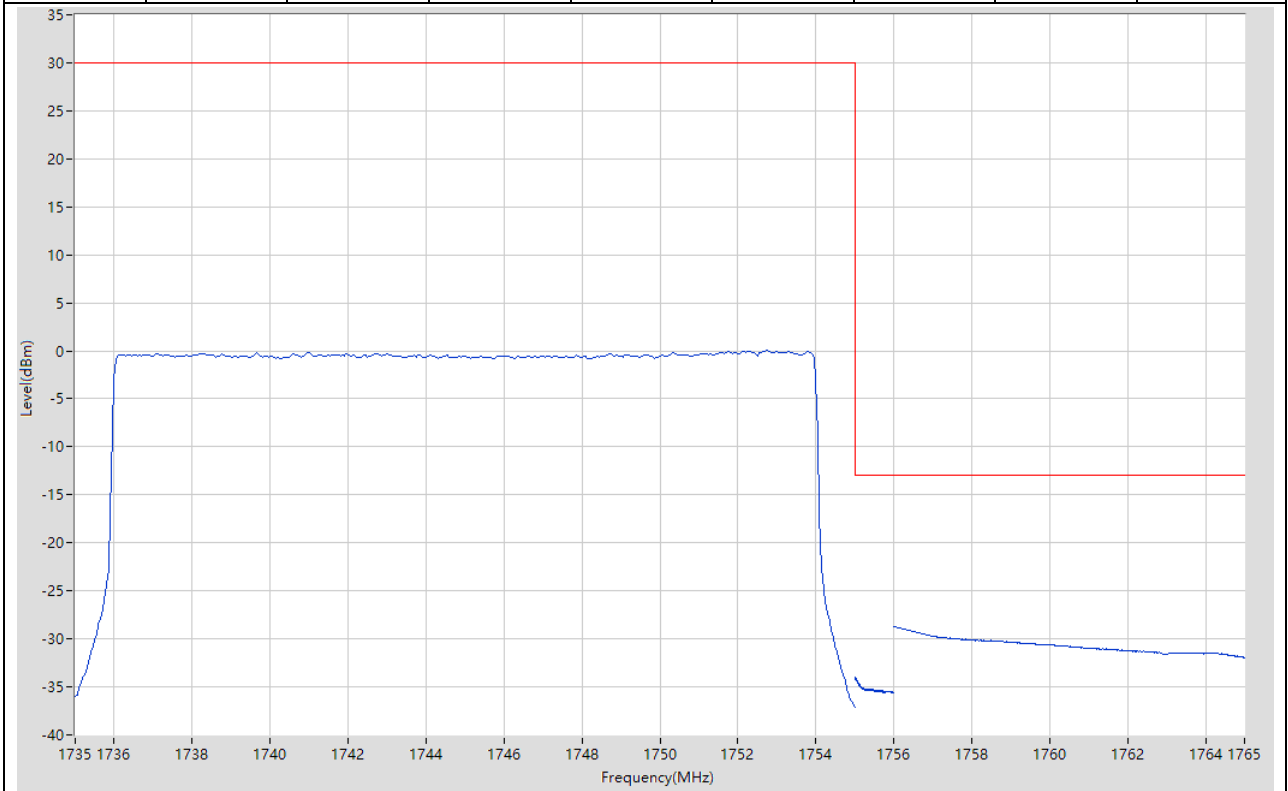
**9.47. LTE Band Edge\_Part22-24-27(NTNV)(Subtest:47, Channel:20300, Bandwidth:20, Modulation:Q16, RB Number: 1, RB Position:HIGH)**

Start Frequency (MHz)	Stop Frequency (MHz)	RBW (MHz)	Detector	Frequency (MHz)	Power (dBm)	Limit (dBm)	Verdict	Sweep Point
1735	1755	0.1	RMS	1753.9	19.63	30	Pass	401
1755	1756	0.2	RMS	1755	-25.66	-13	Pass	401
1756	1757	1	RMS	1756	-41.24	-13	Pass	2
1757	1765	1	RMS	1758.82	-38.63	-13	Pass	401



**9.48. LTE Band Edge\_Part22-24-27(NTNV)(Subtest:48, Channel:20300, Bandwidth:20, Modulation:Q16, RB Number: 100, RB Position:HIGH)**

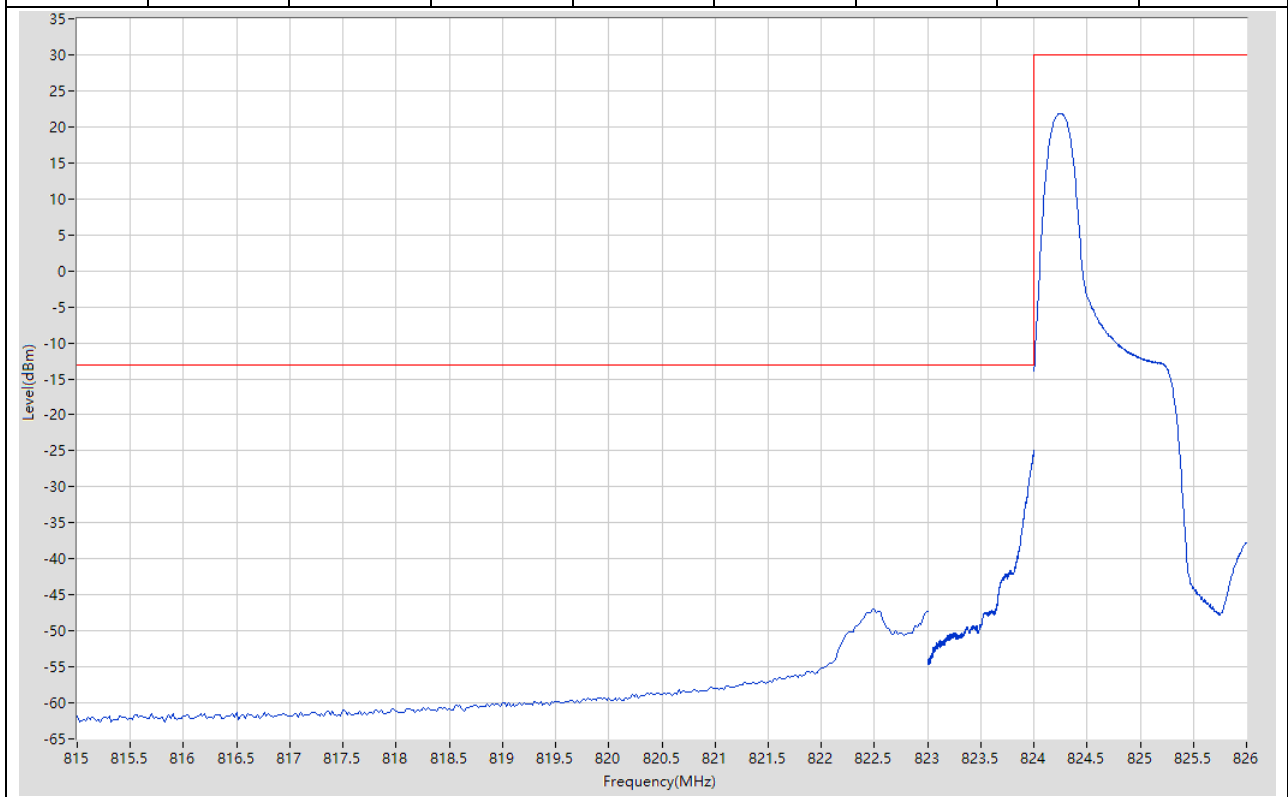
Start Frequency (MHz)	Stop Frequency (MHz)	RBW (MHz)	Detector	Frequency (MHz)	Power (dBm)	Limit (dBm)	Verdict	Sweep Point
1735	1755	0.1	RMS	1752.75	0.09	30	Pass	401
1755	1756	0.2	RMS	1755	-33.93	-13	Pass	401
1756	1757	1	RMS	1756	-28.77	-13	Pass	2
1757	1765	1	RMS	1757.04	-29.7	-13	Pass	401



## 10. LTE\_Band5

### 10.1. LTE Band Edge\_Part22-24-27(NTNV)(Subtest:1, Channel:20407, Bandwidth:1.4, Modulation:QPSK, RB Number: 1, RB Position:LOW)

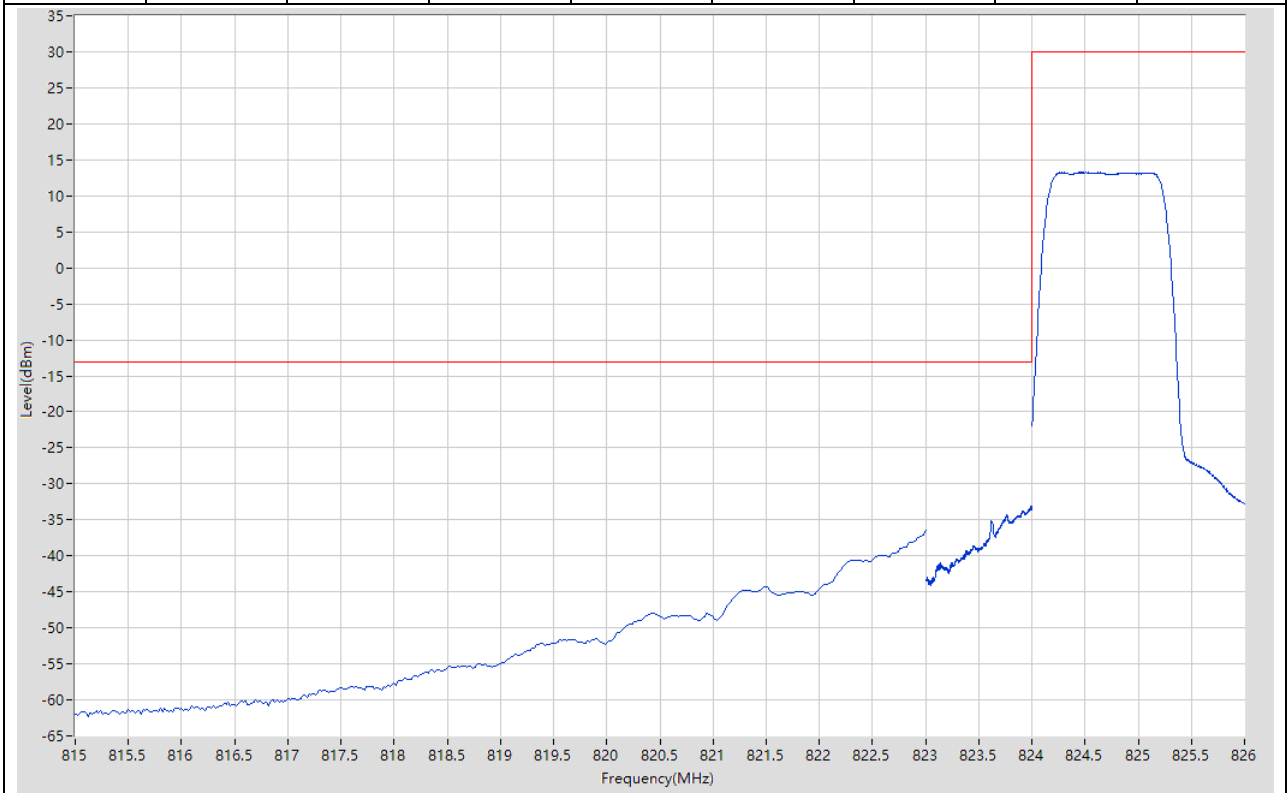
Start Frequency (MHz)	Stop Frequency (MHz)	RBW (MHz)	Detector	Frequency (MHz)	Power (dBm)	Limit (dBm)	Verdict	Sweep Point
815	823	0.1	RMS	822.5	-46.97	-13	Pass	401
823	824	0.02	RMS	824	-24.91	-13	Pass	401
824	826	0.1	RMS	824.245	21.89	30	Pass	401





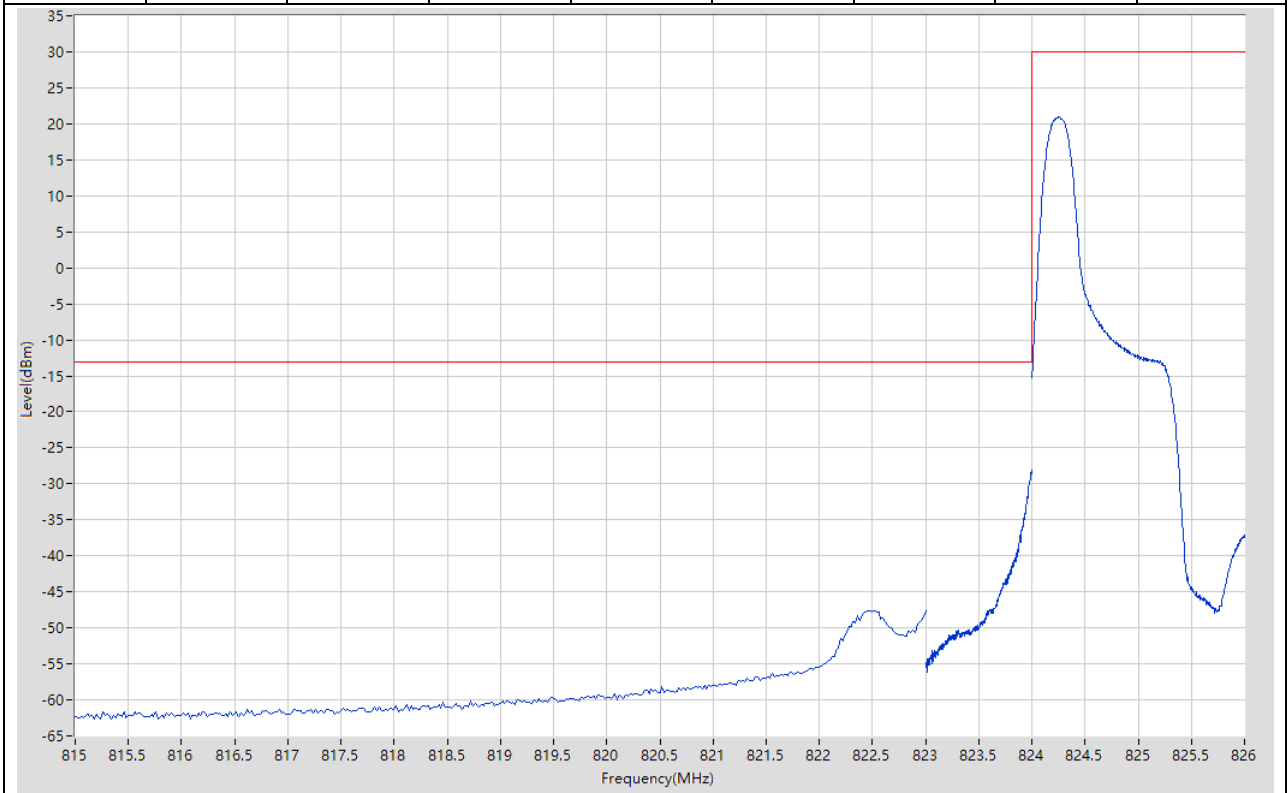
**10.2. LTE Band Edge\_Part22-24-27(NTNV)(Subtest:2, Channel:20407, Bandwidth:1.4, Modulation:QPSK, RB Number: 6, RB Position:LOW)**

Start Frequency (MHz)	Stop Frequency (MHz)	RBW (MHz)	Detector	Frequency (MHz)	Power (dBm)	Limit (dBm)	Verdict	Sweep Point
815	823	0.1	RMS	823	-36.52	-13	Pass	401
823	824	0.02	RMS	823.993	-33.16	-13	Pass	401
824	826	0.1	RMS	824.28	13.27	30	Pass	401



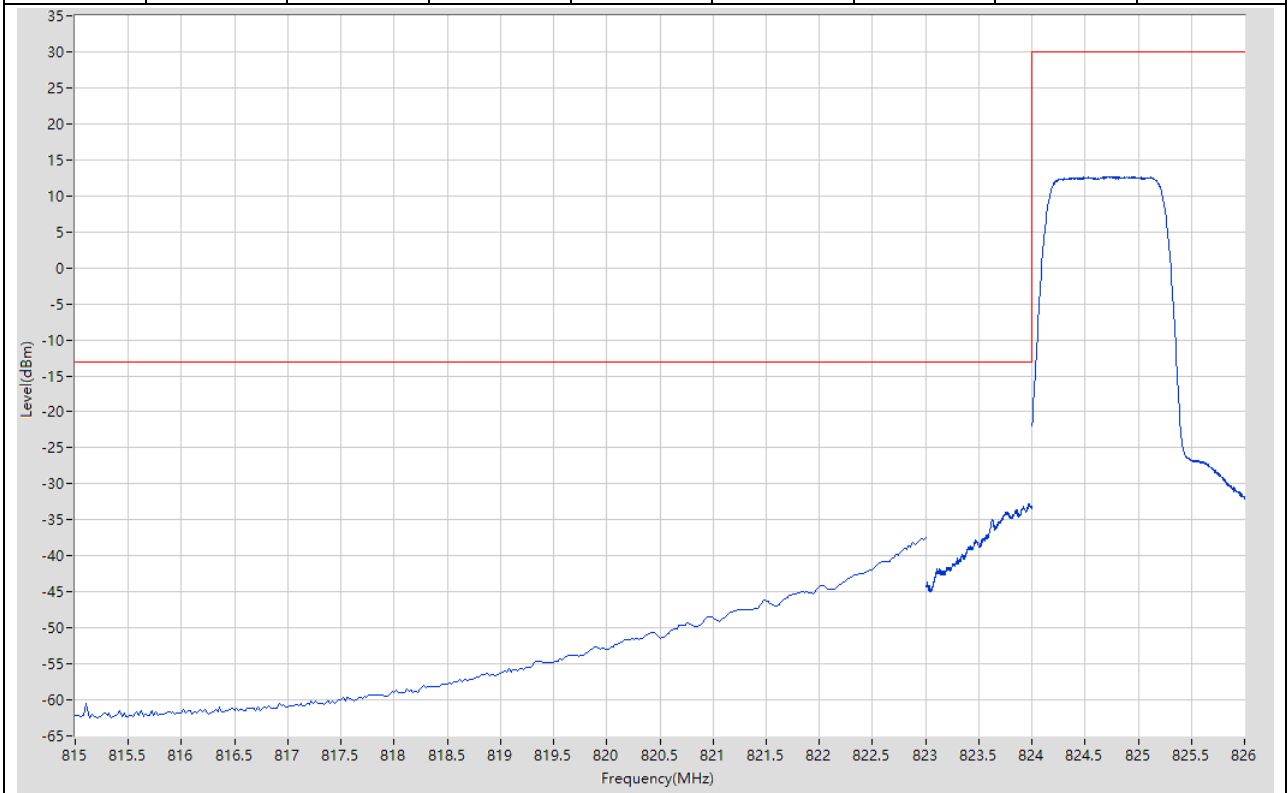
**10.3. LTE Band Edge\_Part22-24-27(NTNV)(Subtest:3, Channel:20407, Bandwidth:1.4, Modulation:Q16, RB Number: 1, RB Position:LOW)**

Start Frequency (MHz)	Stop Frequency (MHz)	RBW (MHz)	Detector	Frequency (MHz)	Power (dBm)	Limit (dBm)	Verdict	Sweep Point
815	823	0.1	RMS	822.46	-47.57	-13	Pass	401
823	824	0.02	RMS	823.998	-28.08	-13	Pass	401
824	826	0.1	RMS	824.245	20.96	30	Pass	401



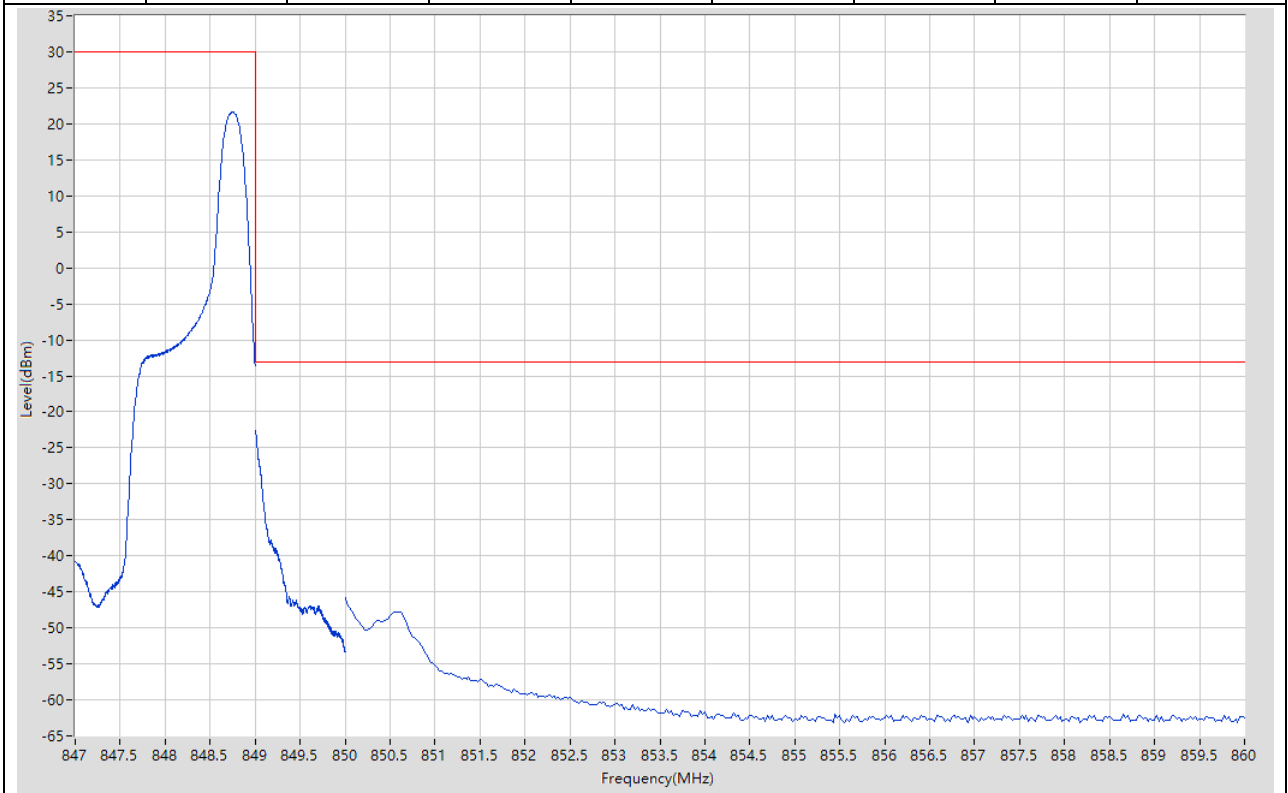
**10.4. LTE Band Edge\_Part22-24-27(NTNV)(Subtest:4, Channel:20407, Bandwidth:1.4, Modulation:Q16, RB Number: 6, RB Position:LOW)**

Start Frequency (MHz)	Stop Frequency (MHz)	RBW (MHz)	Detector	Frequency (MHz)	Power (dBm)	Limit (dBm)	Verdict	Sweep Point
815	823	0.1	RMS	823	-37.37	-13	Pass	401
823	824	0.02	RMS	823.968	-32.77	-13	Pass	401
824	826	0.1	RMS	824.73	12.69	30	Pass	401



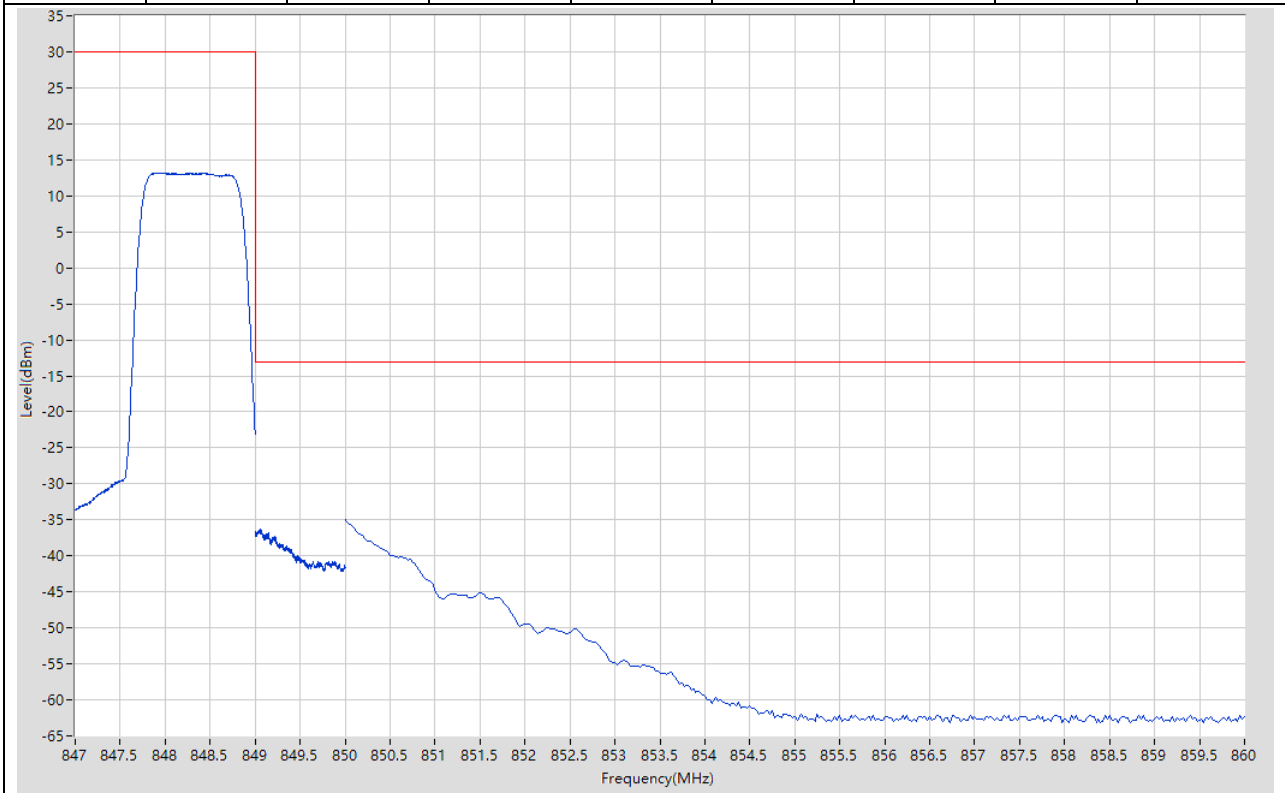
**10.5. LTE Band Edge\_Part22-24-27(NTNV)(Subtest:5, Channel:20643, Bandwidth:1.4, Modulation:QPSK, RB Number: 1, RB Position:HIGH)**

Start Frequency (MHz)	Stop Frequency (MHz)	RBW (MHz)	Detector	Frequency (MHz)	Power (dBm)	Limit (dBm)	Verdict	Sweep Point
847	849	0.1	RMS	848.74	21.58	30	Pass	401
849	850	0.02	RMS	849.008	-22.58	-13	Pass	401
850	860	0.1	RMS	850	-45.72	-13	Pass	401



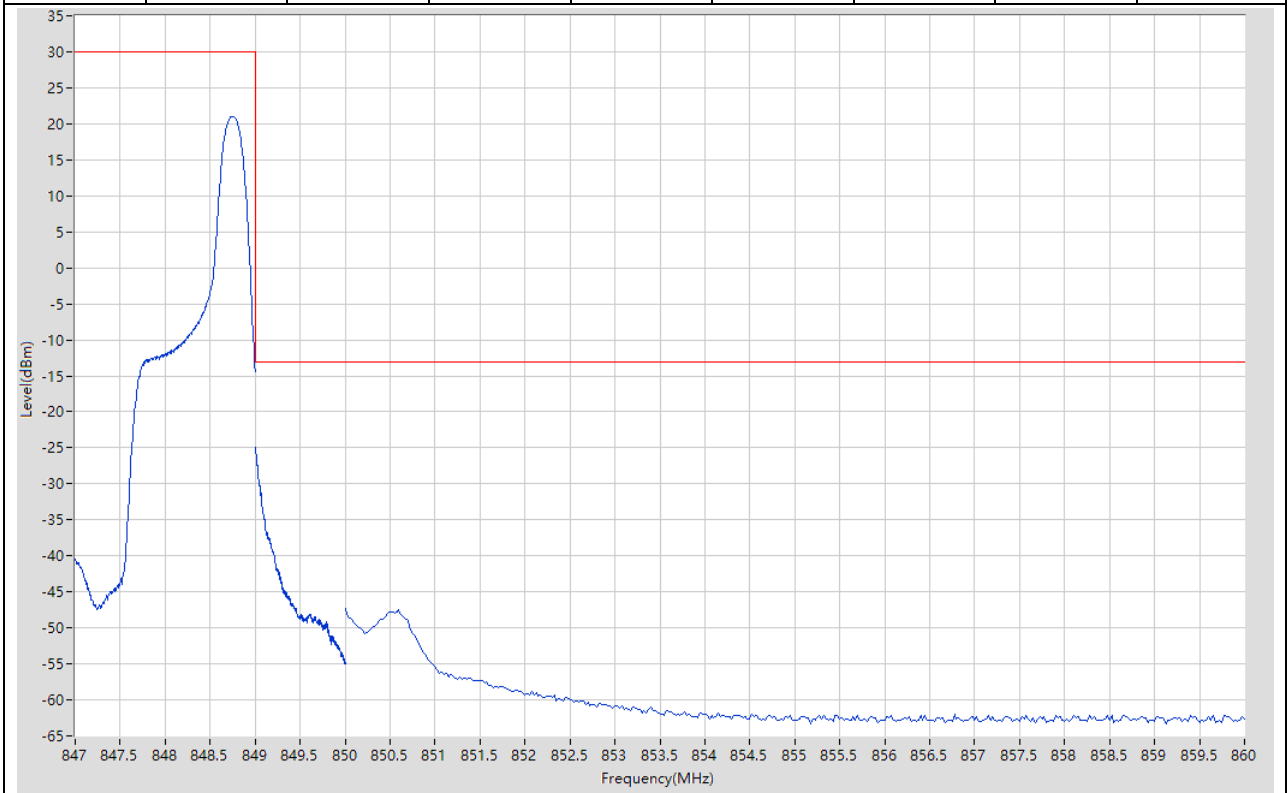
**10.6. LTE Band Edge\_Part22-24-27(NTNV)(Subtest:6, Channel:20643, Bandwidth:1.4, Modulation:QPSK, RB Number: 6, RB Position:HIGH)**

Start Frequency (MHz)	Stop Frequency (MHz)	RBW (MHz)	Detector	Frequency (MHz)	Power (dBm)	Limit (dBm)	Verdict	Sweep Point
847	849	0.1	RMS	847.9	13.2	30	Pass	401
849	850	0.02	RMS	849.055	-36.36	-13	Pass	401
850	860	0.1	RMS	850	-34.88	-13	Pass	401



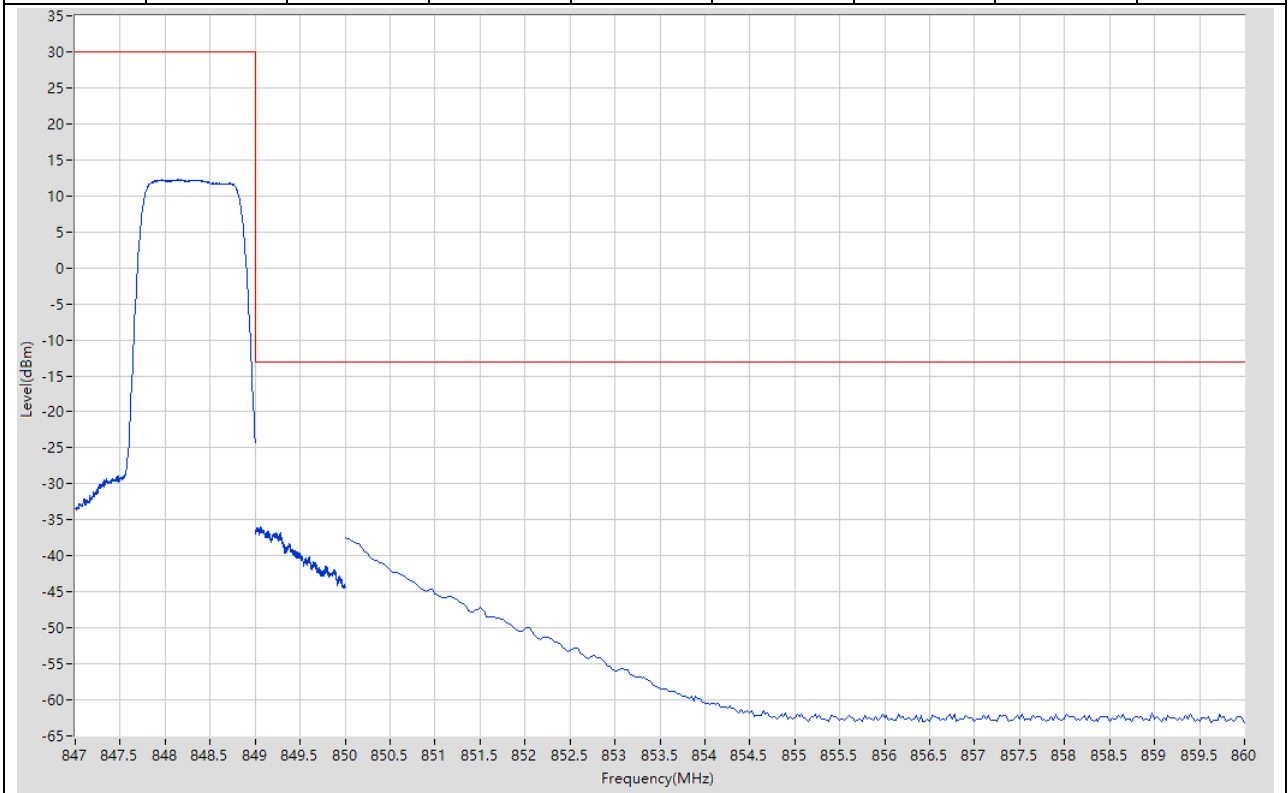
**10.7. LTE Band Edge\_Part22-24-27(NTNV)(Subtest:7, Channel:20643, Bandwidth:1.4, Modulation:Q16, RB Number: 1, RB Position:HIGH)**

Start Frequency (MHz)	Stop Frequency (MHz)	RBW (MHz)	Detector	Frequency (MHz)	Power (dBm)	Limit (dBm)	Verdict	Sweep Point
847	849	0.1	RMS	848.755	21.01	30	Pass	401
849	850	0.02	RMS	849	-24.88	-13	Pass	401
850	860	0.1	RMS	850	-47.27	-13	Pass	401



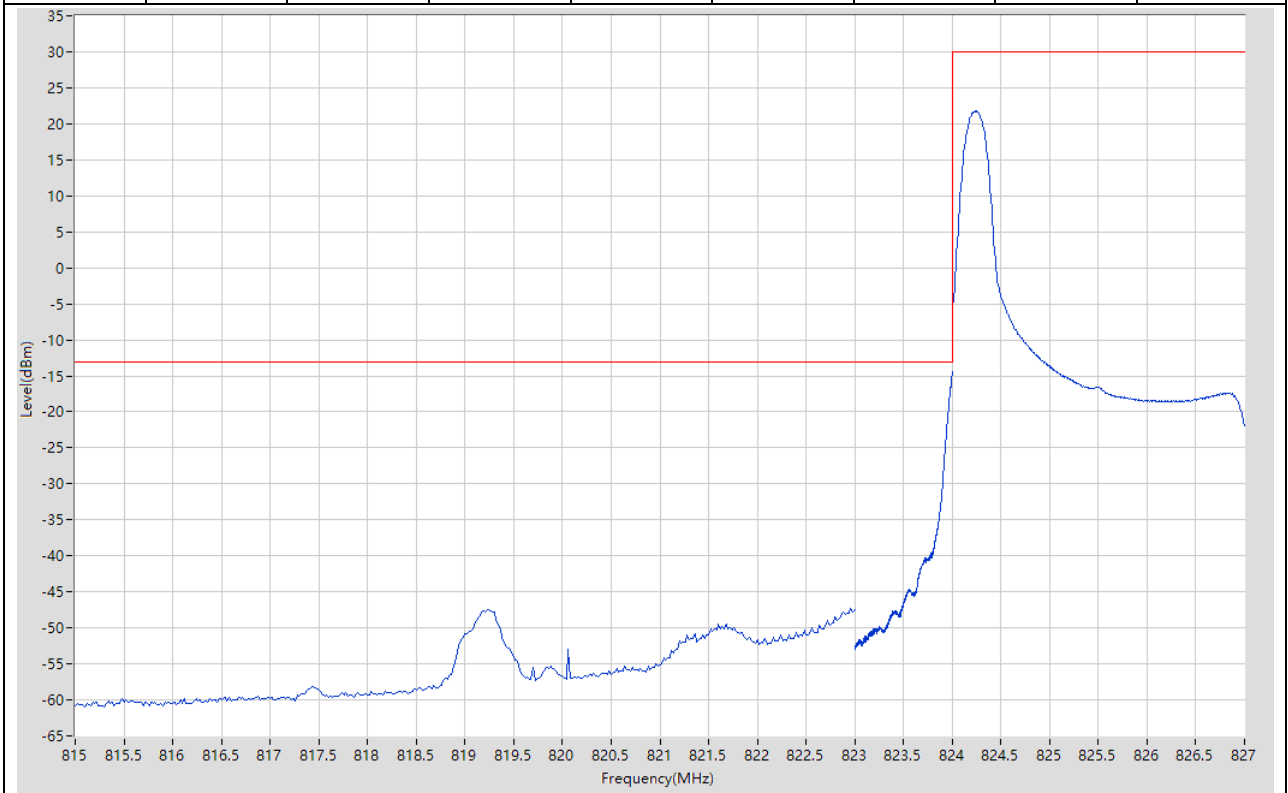
**10.8. LTE Band Edge\_Part22-24-27(NTNV)(Subtest:8, Channel:20643, Bandwidth:1.4, Modulation:Q16, RB Number: 6, RB Position:HIGH)**

Start Frequency (MHz)	Stop Frequency (MHz)	RBW (MHz)	Detector	Frequency (MHz)	Power (dBm)	Limit (dBm)	Verdict	Sweep Point
847	849	0.1	RMS	847.965	12.34	30	Pass	401
849	850	0.02	RMS	849.06	-35.95	-13	Pass	401
850	860	0.1	RMS	850	-37.43	-13	Pass	401



**10.9. LTE Band Edge\_Part22-24-27(NTNV)(Subtest:9, Channel:20415, Bandwidth:3, Modulation:QPSK, RB Number: 1, RB Position:LOW)**

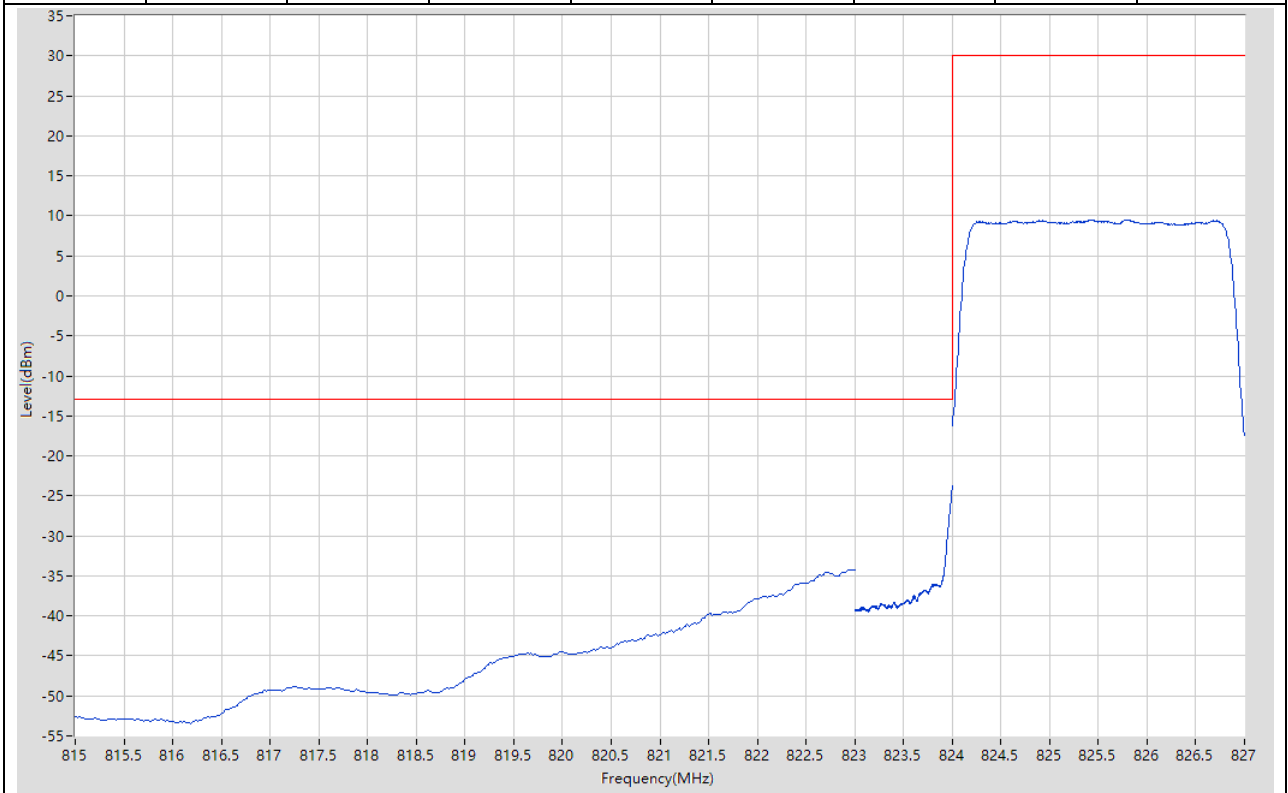
Start Frequency (MHz)	Stop Frequency (MHz)	RBW (MHz)	Detector	Frequency (MHz)	Power (dBm)	Limit (dBm)	Verdict	Sweep Point
815	823	0.1	RMS	822.96	-47.28	-13	Pass	401
823	824	0.03	RMS	824	-14.43	-13	Pass	401
824	827	0.1	RMS	824.233	21.77	30	Pass	401





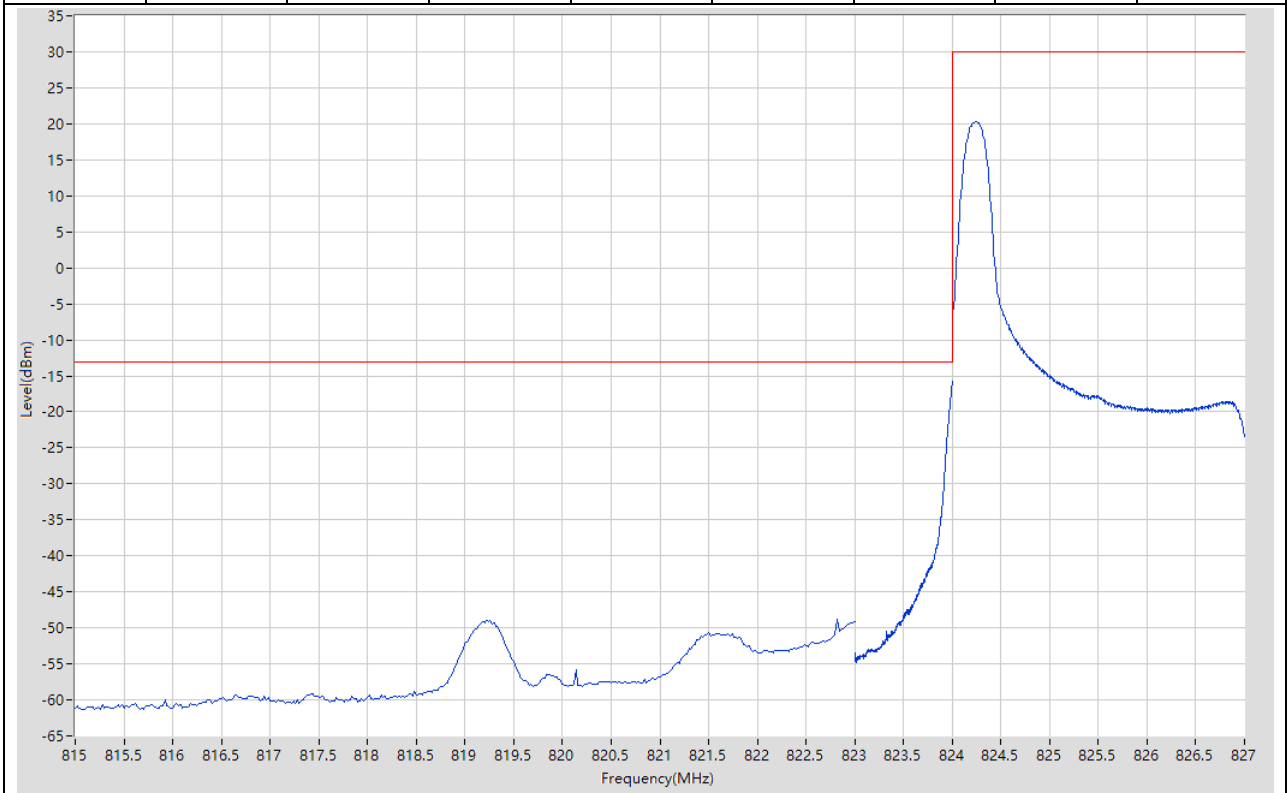
**10.10. LTE Band Edge\_Part22-24-27(NTNV)(Subtest:10, Channel:20415, Bandwidth:3, Modulation:QPSK, RB Number: 15, RB Position:LOW)**

Start Frequency (MHz)	Stop Frequency (MHz)	RBW (MHz)	Detector	Frequency (MHz)	Power (dBm)	Limit (dBm)	Verdict	Sweep Point
815	823	0.1	RMS	822.94	-34.2	-13	Pass	401
823	824	0.03	RMS	824	-23.81	-13	Pass	401
824	827	0.1	RMS	825.793	9.53	30	Pass	401



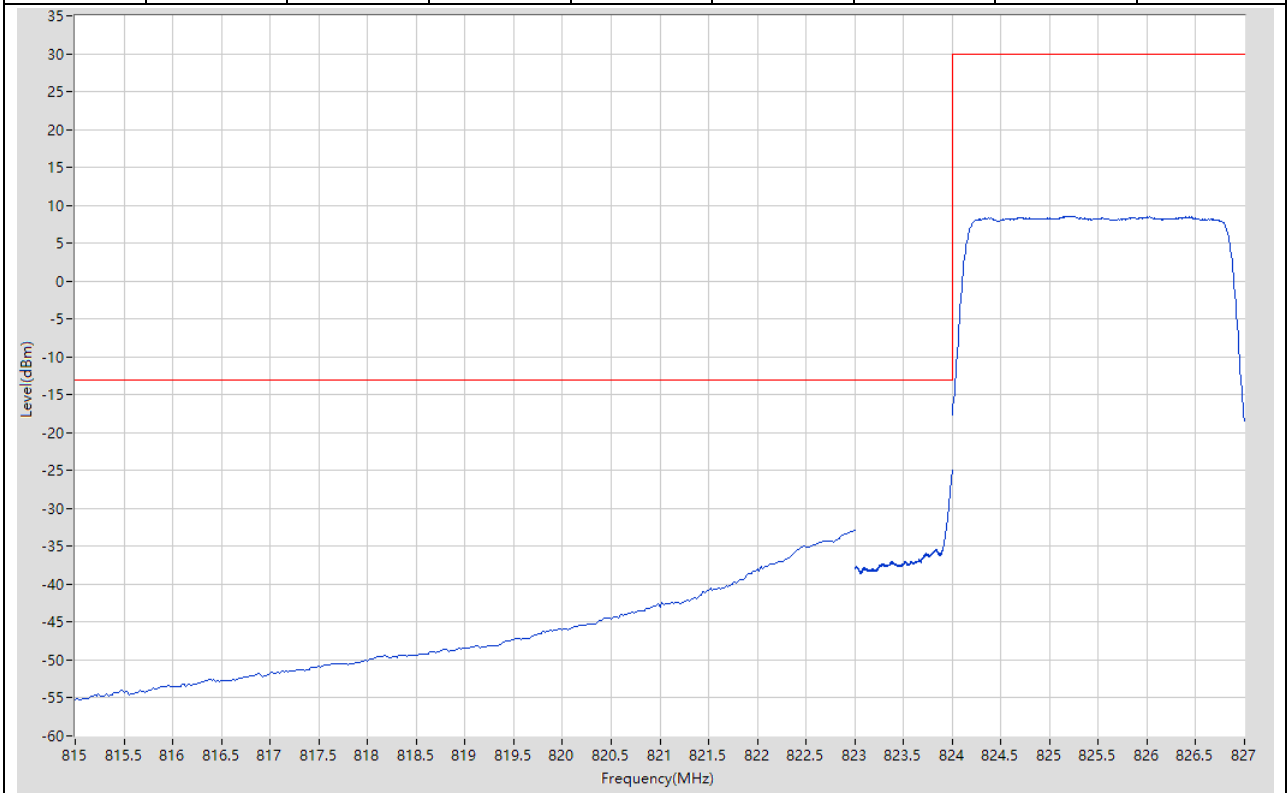
**10.11. LTE Band Edge\_Part22-24-27(NTNV)(Subtest:11, Channel:20415, Bandwidth:3, Modulation:Q16, RB Number: 1, RB Position:LOW)**

Start Frequency (MHz)	Stop Frequency (MHz)	RBW (MHz)	Detector	Frequency (MHz)	Power (dBm)	Limit (dBm)	Verdict	Sweep Point
815	823	0.1	RMS	822.82	-48.88	-13	Pass	401
823	824	0.03	RMS	824	-15.67	-13	Pass	401
824	827	0.1	RMS	824.233	20.27	30	Pass	401



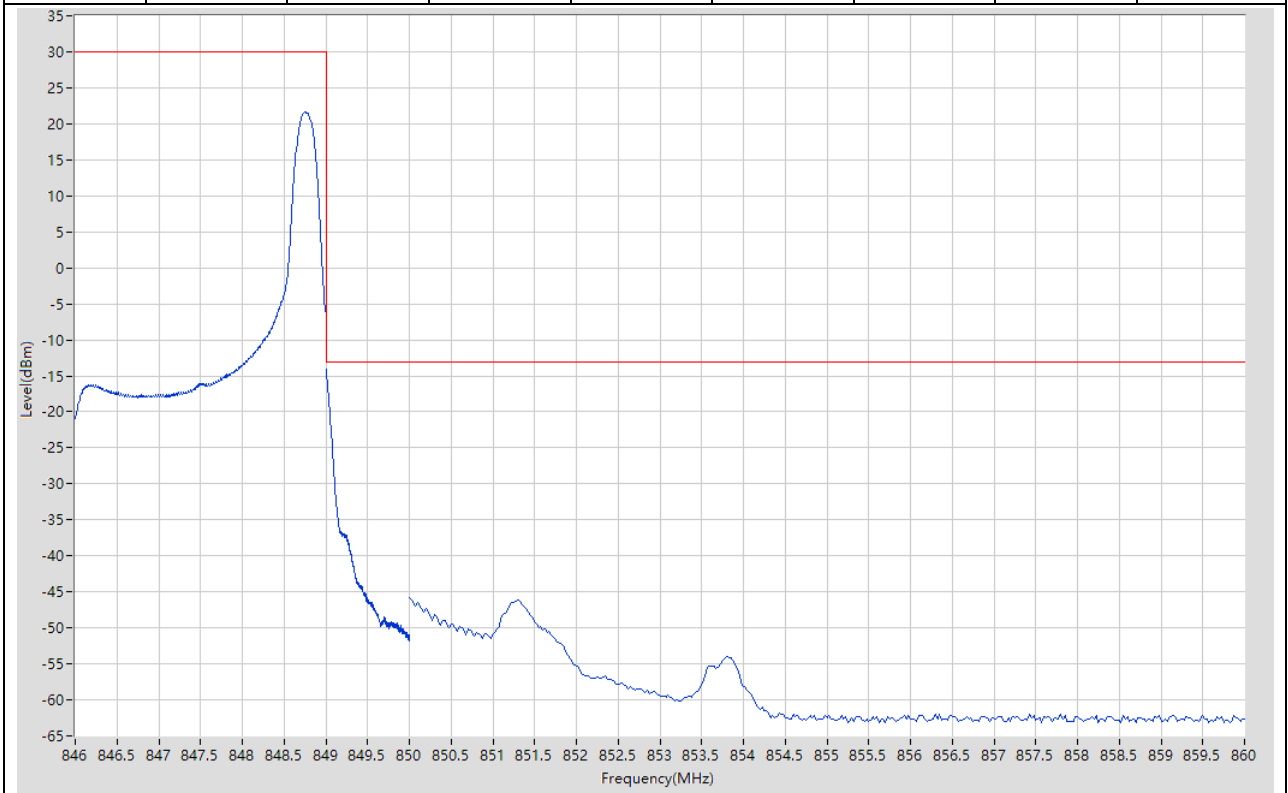
**10.12. LTE Band Edge\_Part22-24-27(NTNV)(Subtest:12, Channel:20415, Bandwidth:3, Modulation:Q16, RB Number: 15, RB Position:LOW)**

Start Frequency (MHz)	Stop Frequency (MHz)	RBW (MHz)	Detector	Frequency (MHz)	Power (dBm)	Limit (dBm)	Verdict	Sweep Point
815	823	0.1	RMS	823	-32.94	-13	Pass	401
823	824	0.03	RMS	824	-25.01	-13	Pass	401
824	827	0.1	RMS	825.148	8.58	30	Pass	401



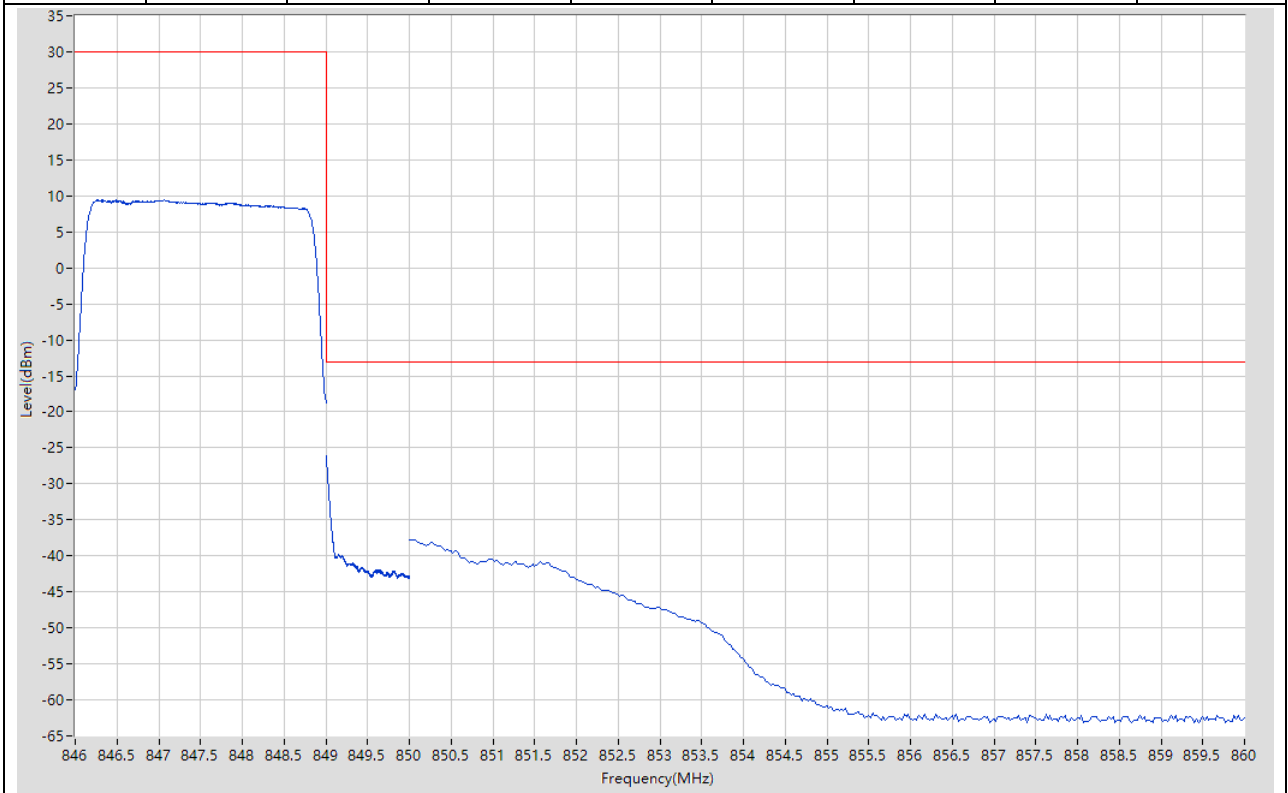
**10.13. LTE Band Edge\_Part22-24-27(NTNV)(Subtest:13, Channel:20635, Bandwidth:3, Modulation:QPSK, RB Number: 1, RB Position:HIGH)**

Start Frequency (MHz)	Stop Frequency (MHz)	RBW (MHz)	Detector	Frequency (MHz)	Power (dBm)	Limit (dBm)	Verdict	Sweep Point
846	849	0.1	RMS	848.753	21.68	30	Pass	401
849	850	0.03	RMS	849	-14.07	-13	Pass	401
850	860	0.1	RMS	850	-45.75	-13	Pass	401



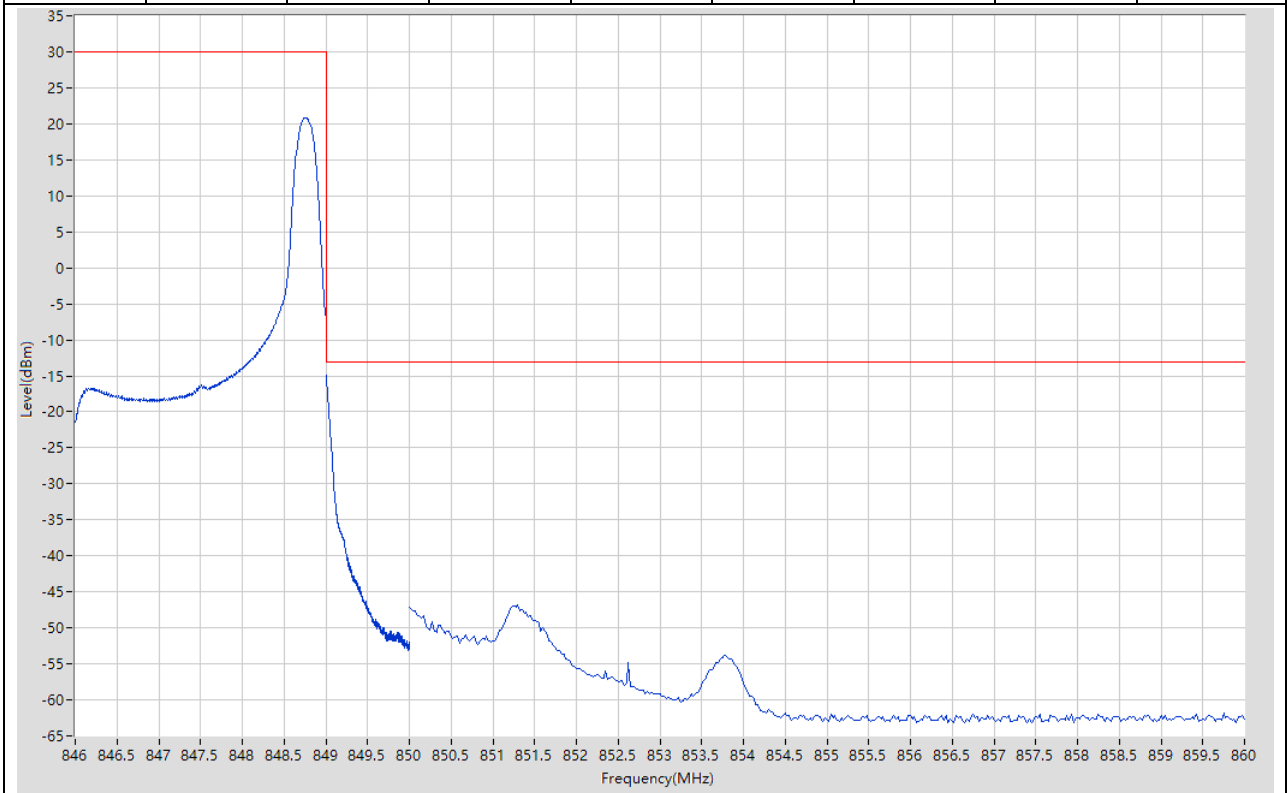
**10.14. LTE Band Edge\_Part22-24-27(NTNV)(Subtest:14, Channel:20635, Bandwidth:3, Modulation:QPSK, RB Number: 15, RB Position:HIGH)**

Start Frequency (MHz)	Stop Frequency (MHz)	RBW (MHz)	Detector	Frequency (MHz)	Power (dBm)	Limit (dBm)	Verdict	Sweep Point
846	849	0.1	RMS	846.255	9.46	30	Pass	401
849	850	0.03	RMS	849	-26.03	-13	Pass	401
850	860	0.1	RMS	850.075	-37.75	-13	Pass	401



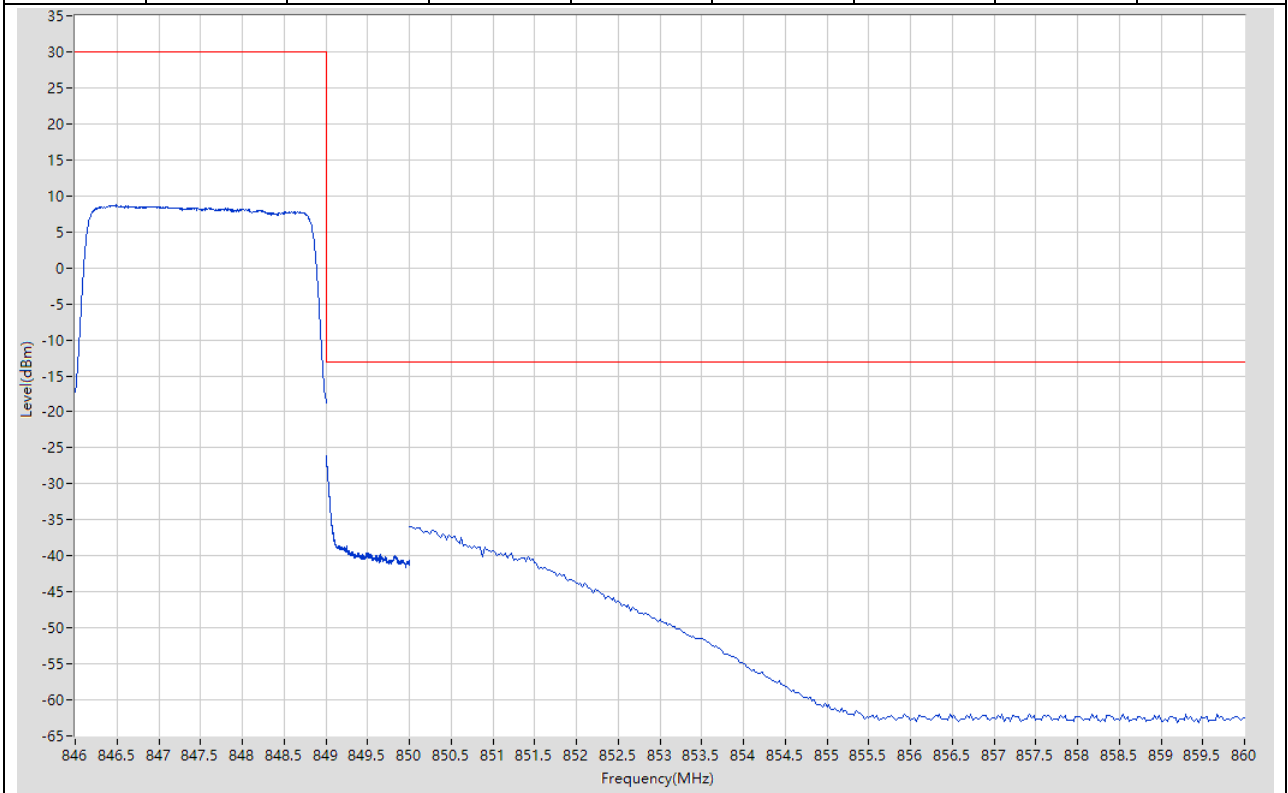
**10.15. LTE Band Edge\_Part22-24-27(NTNV)(Subtest:15, Channel:20635, Bandwidth:3, Modulation:Q16, RB Number: 1, RB Position:HIGH)**

Start Frequency (MHz)	Stop Frequency (MHz)	RBW (MHz)	Detector	Frequency (MHz)	Power (dBm)	Limit (dBm)	Verdict	Sweep Point
846	849	0.1	RMS	848.76	20.87	30	Pass	401
849	850	0.03	RMS	849	-14.98	-13	Pass	401
850	860	0.1	RMS	851.3	-46.73	-13	Pass	401



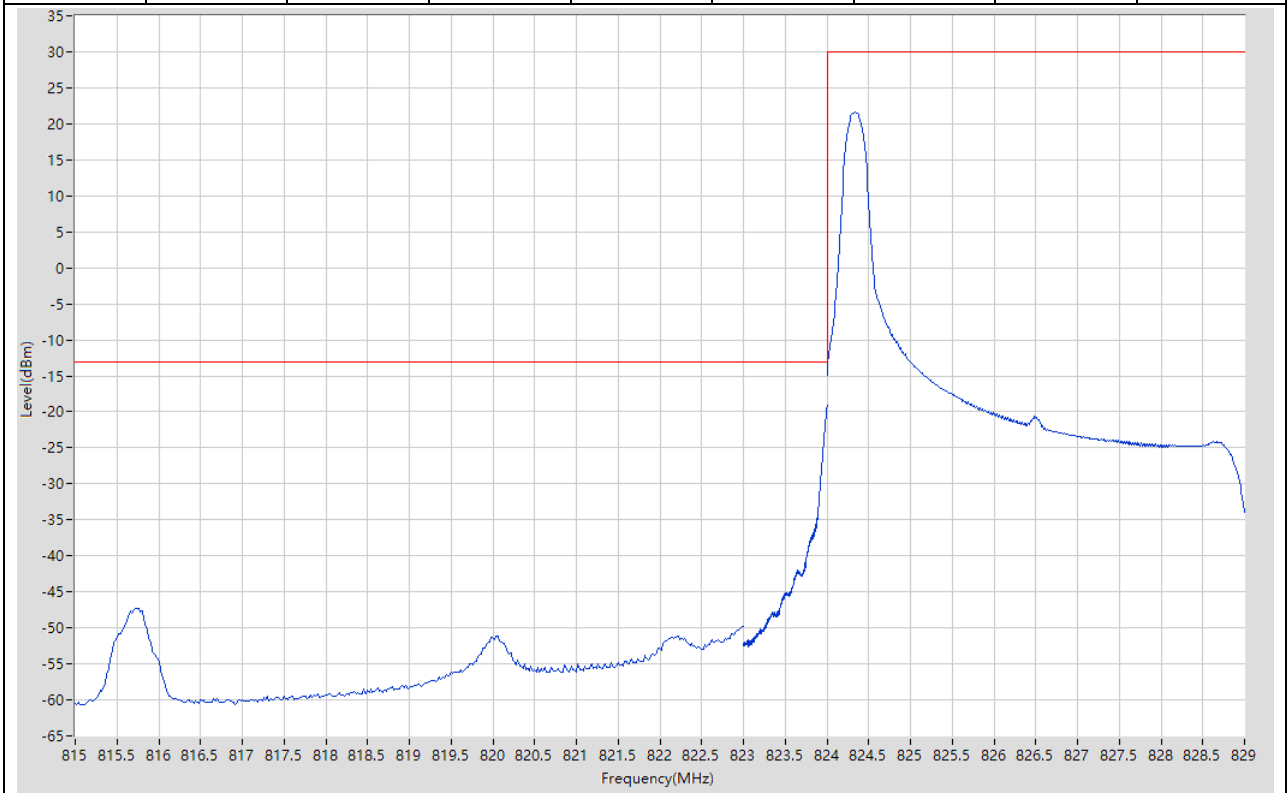
**10.16. LTE Band Edge\_Part22-24-27(NTNV)(Subtest:16, Channel:20635, Bandwidth:3, Modulation:Q16, RB Number: 15, RB Position:HIGH)**

Start Frequency (MHz)	Stop Frequency (MHz)	RBW (MHz)	Detector	Frequency (MHz)	Power (dBm)	Limit (dBm)	Verdict	Sweep Point
846	849	0.1	RMS	846.488	8.71	30	Pass	401
849	850	0.03	RMS	849	-26.08	-13	Pass	401
850	860	0.1	RMS	850	-35.93	-13	Pass	401



**10.17. LTE Band Edge\_Part22-24-27(NTNV)(Subtest:17, Channel:20425, Bandwidth:5, Modulation:QPSK, RB Number: 1, RB Position:LOW)**

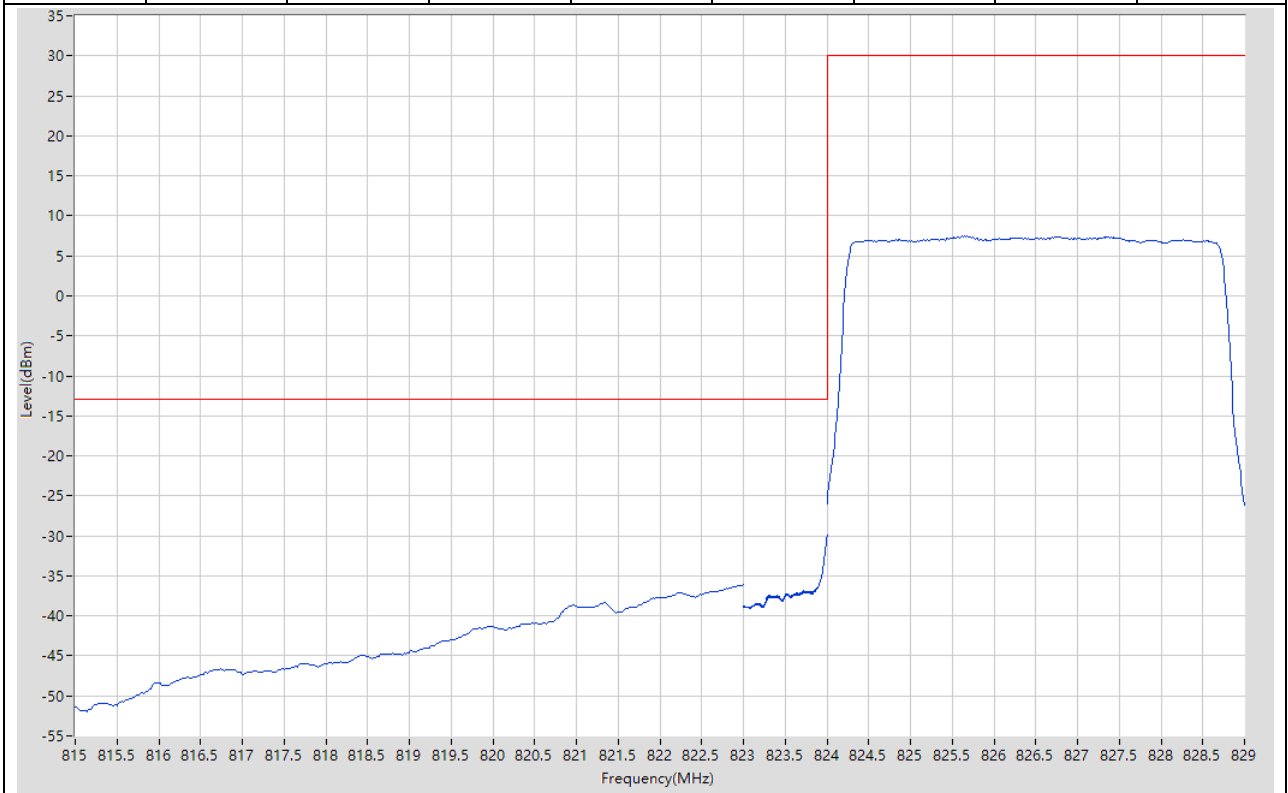
Start Frequency (MHz)	Stop Frequency (MHz)	RBW (MHz)	Detector	Frequency (MHz)	Power (dBm)	Limit (dBm)	Verdict	Sweep Point
815	823	0.1	RMS	815.74	-47.35	-13	Pass	401
823	824	0.051	RMS	824	-19.16	-13	Pass	401
824	829	0.1	RMS	824.338	21.69	30	Pass	401





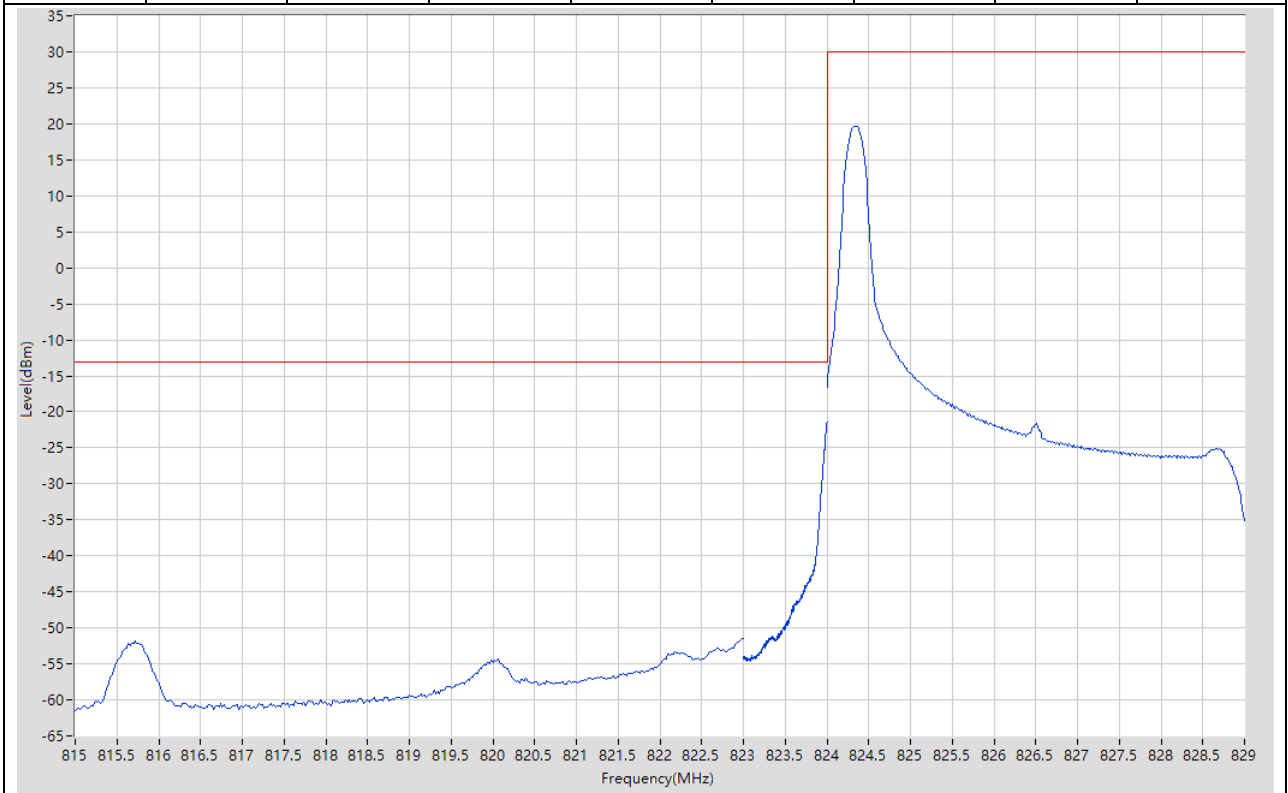
**10.18. LTE Band Edge\_Part22-24-27(NTNV)(Subtest:18, Channel:20425, Bandwidth:5, Modulation:QPSK, RB Number: 25, RB Position:LOW)**

Start Frequency (MHz)	Stop Frequency (MHz)	RBW (MHz)	Detector	Frequency (MHz)	Power (dBm)	Limit (dBm)	Verdict	Sweep Point
815	823	0.1	RMS	823	-36.13	-13	Pass	401
823	824	0.051	RMS	824	-29.89	-13	Pass	401
824	829	0.1	RMS	825.675	7.51	30	Pass	401



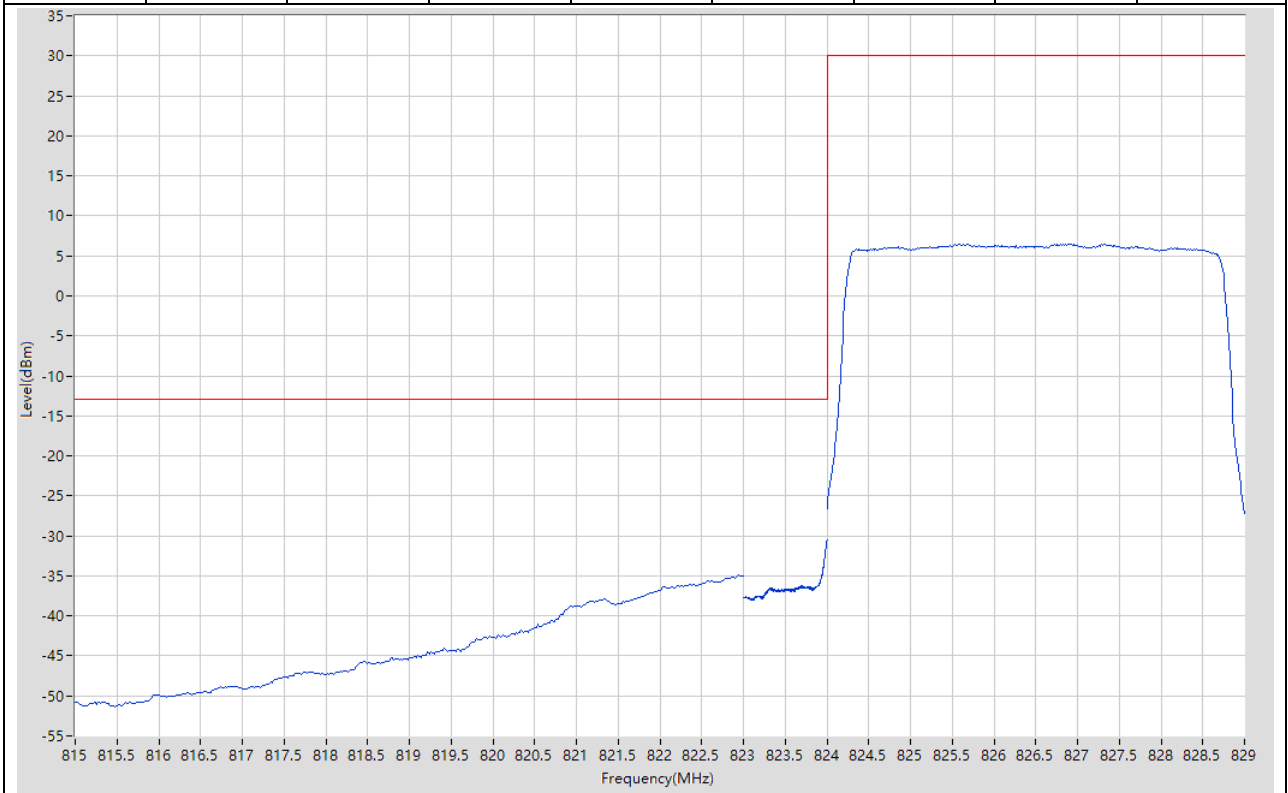
**10.19. LTE Band Edge\_Part22-24-27(NTNV)(Subtest:19, Channel:20425, Bandwidth:5, Modulation:Q16, RB Number: 1, RB Position:LOW)**

Start Frequency (MHz)	Stop Frequency (MHz)	RBW (MHz)	Detector	Frequency (MHz)	Power (dBm)	Limit (dBm)	Verdict	Sweep Point
815	823	0.1	RMS	822.98	-51.52	-13	Pass	401
823	824	0.051	RMS	824	-21.5	-13	Pass	401
824	829	0.1	RMS	824.338	19.72	30	Pass	401



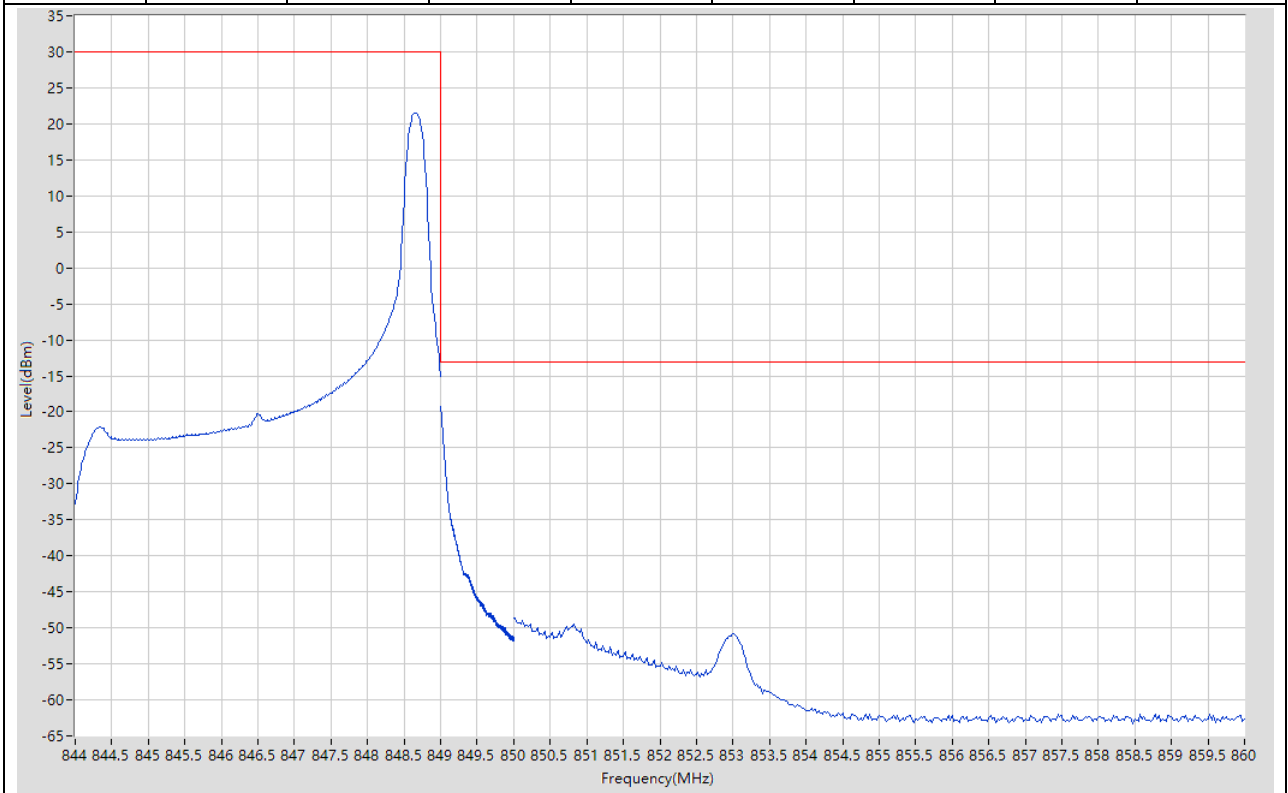
**10.20. LTE Band Edge\_Part22-24-27(NTNV)(Subtest:20, Channel:20425, Bandwidth:5, Modulation:Q16, RB Number: 25, RB Position:LOW)**

Start Frequency (MHz)	Stop Frequency (MHz)	RBW (MHz)	Detector	Frequency (MHz)	Power (dBm)	Limit (dBm)	Verdict	Sweep Point
815	823	0.1	RMS	822.94	-34.94	-13	Pass	401
823	824	0.051	RMS	824	-30.52	-13	Pass	401
824	829	0.1	RMS	826.863	6.45	30	Pass	401



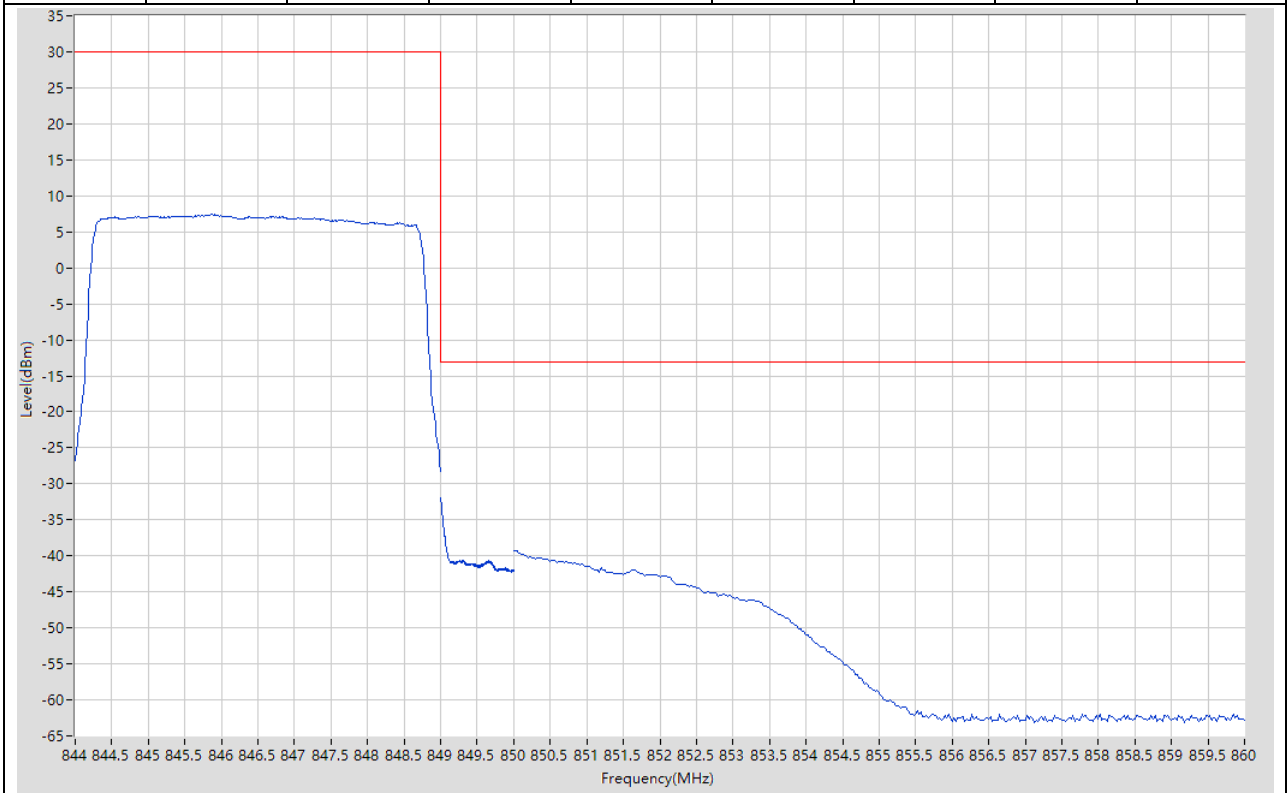
**10.21. LTE Band Edge\_Part22-24-27(NTNV)(Subtest:21, Channel:20625, Bandwidth:5, Modulation:QPSK, RB Number: 1, RB Position:HIGH)**

Start Frequency (MHz)	Stop Frequency (MHz)	RBW (MHz)	Detector	Frequency (MHz)	Power (dBm)	Limit (dBm)	Verdict	Sweep Point
844	849	0.1	RMS	848.663	21.54	30	Pass	401
849	850	0.051	RMS	849	-19.23	-13	Pass	401
850	860	0.1	RMS	850.025	-48.63	-13	Pass	401



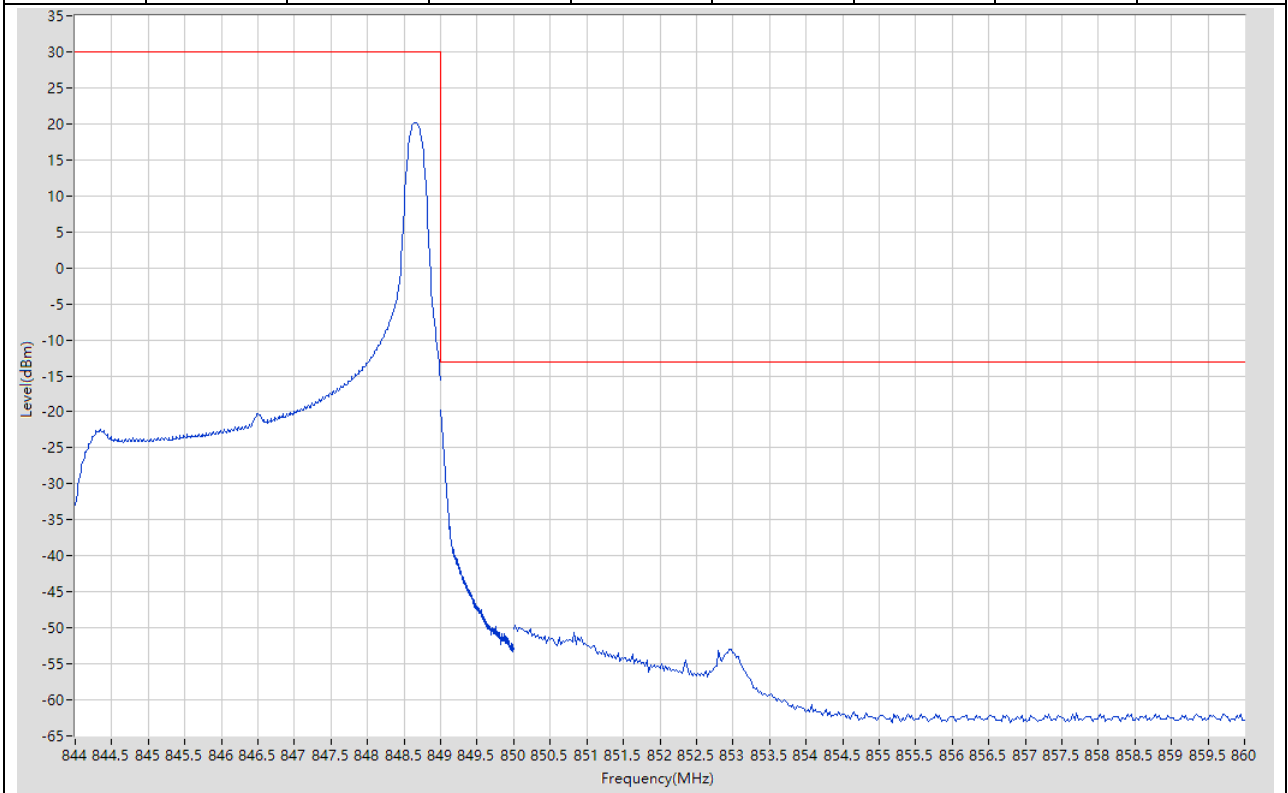
**10.22. LTE Band Edge\_Part22-24-27(NTNV)(Subtest:22, Channel:20625, Bandwidth:5, Modulation:QPSK, RB Number: 25, RB Position:HIGH)**

Start Frequency (MHz)	Stop Frequency (MHz)	RBW (MHz)	Detector	Frequency (MHz)	Power (dBm)	Limit (dBm)	Verdict	Sweep Point
844	849	0.1	RMS	845.85	7.4	30	Pass	401
849	850	0.051	RMS	849	-31.9	-13	Pass	401
850	860	0.1	RMS	850.025	-39.26	-13	Pass	401



**10.23. LTE Band Edge\_Part22-24-27(NTNV)(Subtest:23, Channel:20625, Bandwidth:5, Modulation:Q16, RB Number: 1, RB Position:HIGH)**

Start Frequency (MHz)	Stop Frequency (MHz)	RBW (MHz)	Detector	Frequency (MHz)	Power (dBm)	Limit (dBm)	Verdict	Sweep Point
844	849	0.1	RMS	848.65	20.22	30	Pass	401
849	850	0.051	RMS	849	-19.82	-13	Pass	401
850	860	0.1	RMS	850.025	-49.68	-13	Pass	401



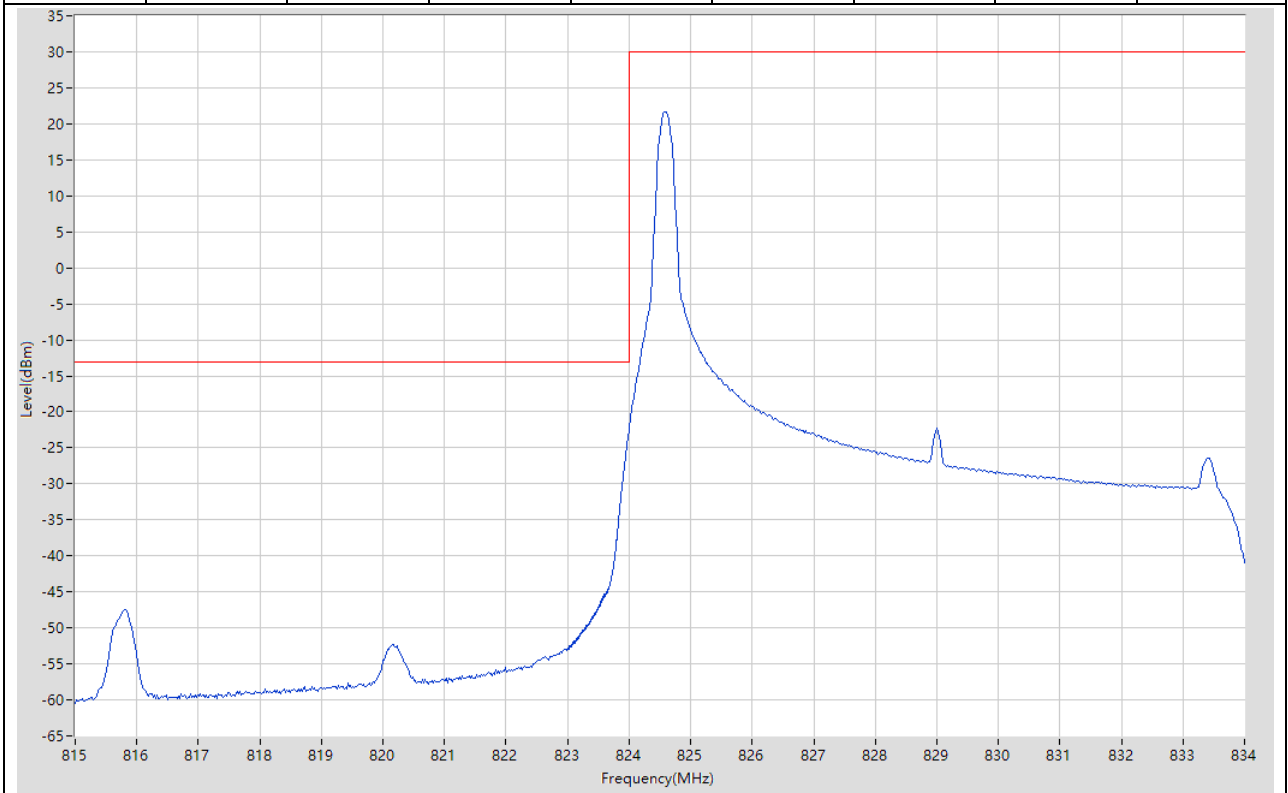
**10.24. LTE Band Edge\_Part22-24-27(NTNV)(Subtest:24, Channel:20625, Bandwidth:5, Modulation:Q16, RB Number: 25, RB Position:HIGH)**

Start Frequency (MHz)	Stop Frequency (MHz)	RBW (MHz)	Detector	Frequency (MHz)	Power (dBm)	Limit (dBm)	Verdict	Sweep Point
844	849	0.1	RMS	844.588	6.38	30	Pass	401
849	850	0.051	RMS	849	-32.34	-13	Pass	401
850	860	0.1	RMS	850.025	-38.43	-13	Pass	401



**10.25. LTE Band Edge\_Part22-24-27(NTNV)(Subtest:25, Channel:20450, Bandwidth:10, Modulation:QPSK, RB Number: 1, RB Position:LOW)**

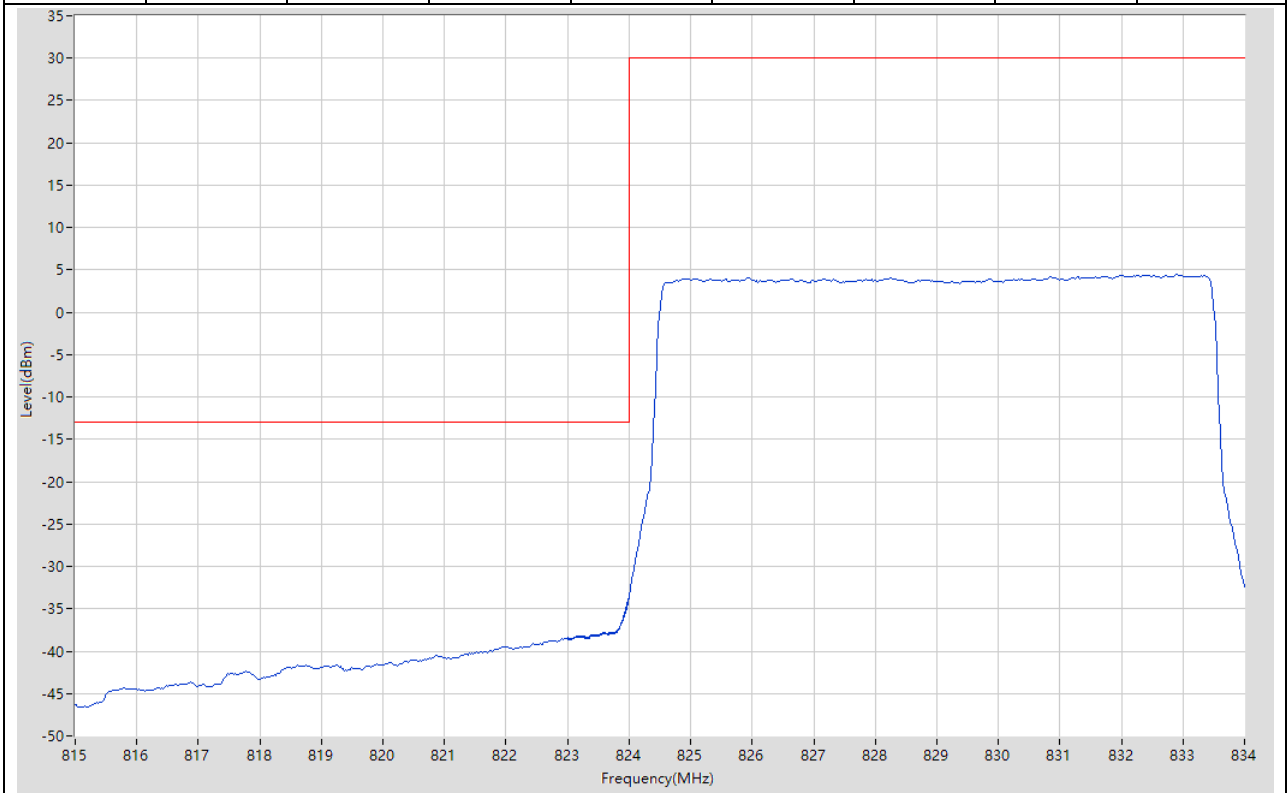
Start Frequency (MHz)	Stop Frequency (MHz)	RBW (MHz)	Detector	Frequency (MHz)	Power (dBm)	Limit (dBm)	Verdict	Sweep Point
815	823	0.1	RMS	815.8	-47.4	-13	Pass	401
823	824	0.1	RMS	824	-22.37	-13	Pass	401
824	834	0.1	RMS	824.575	21.67	30	Pass	401





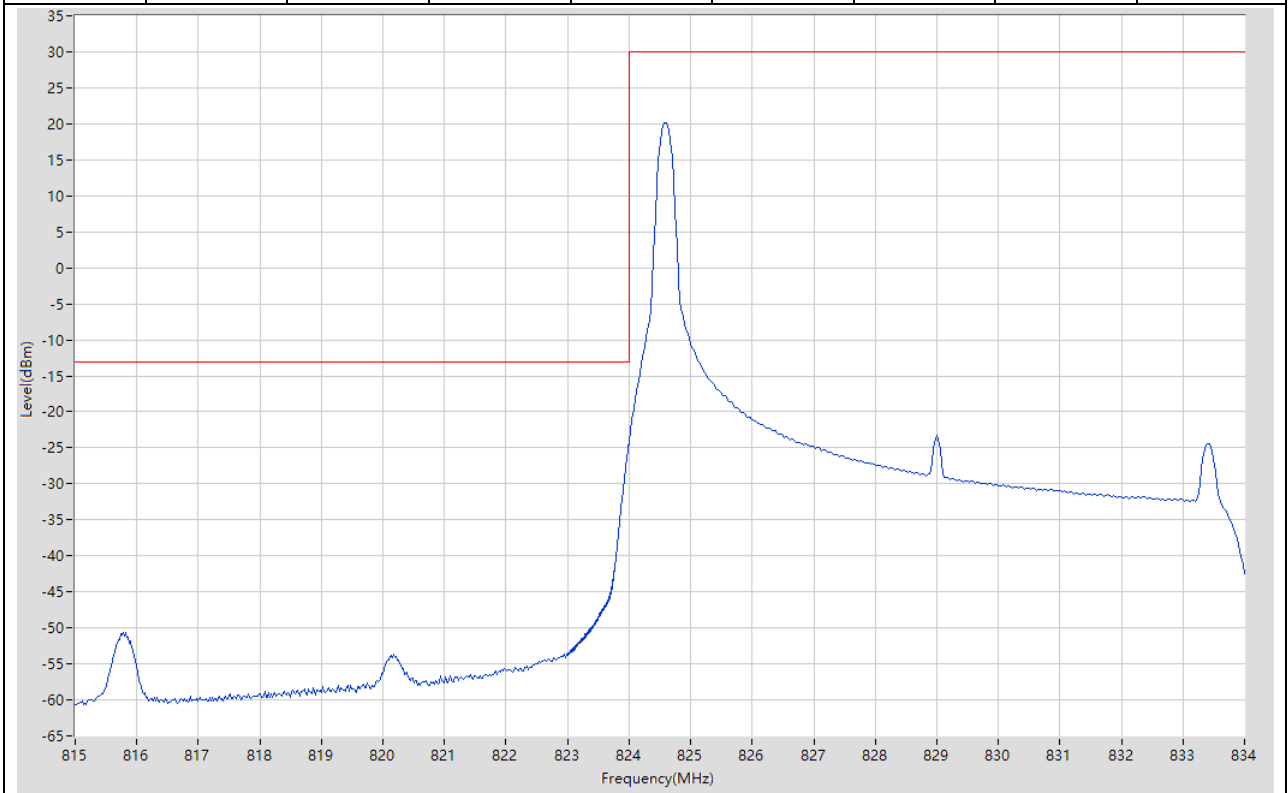
**10.26. LTE Band Edge\_Part22-24-27(NTNV)(Subtest:26, Channel:20450, Bandwidth:10, Modulation:QPSK, RB Number: 50, RB Position:LOW)**

Start Frequency (MHz)	Stop Frequency (MHz)	RBW (MHz)	Detector	Frequency (MHz)	Power (dBm)	Limit (dBm)	Verdict	Sweep Point
815	823	0.1	RMS	822.98	-38.46	-13	Pass	401
823	824	0.1	RMS	824	-33.45	-13	Pass	401
824	834	0.1	RMS	832.9	4.45	30	Pass	401



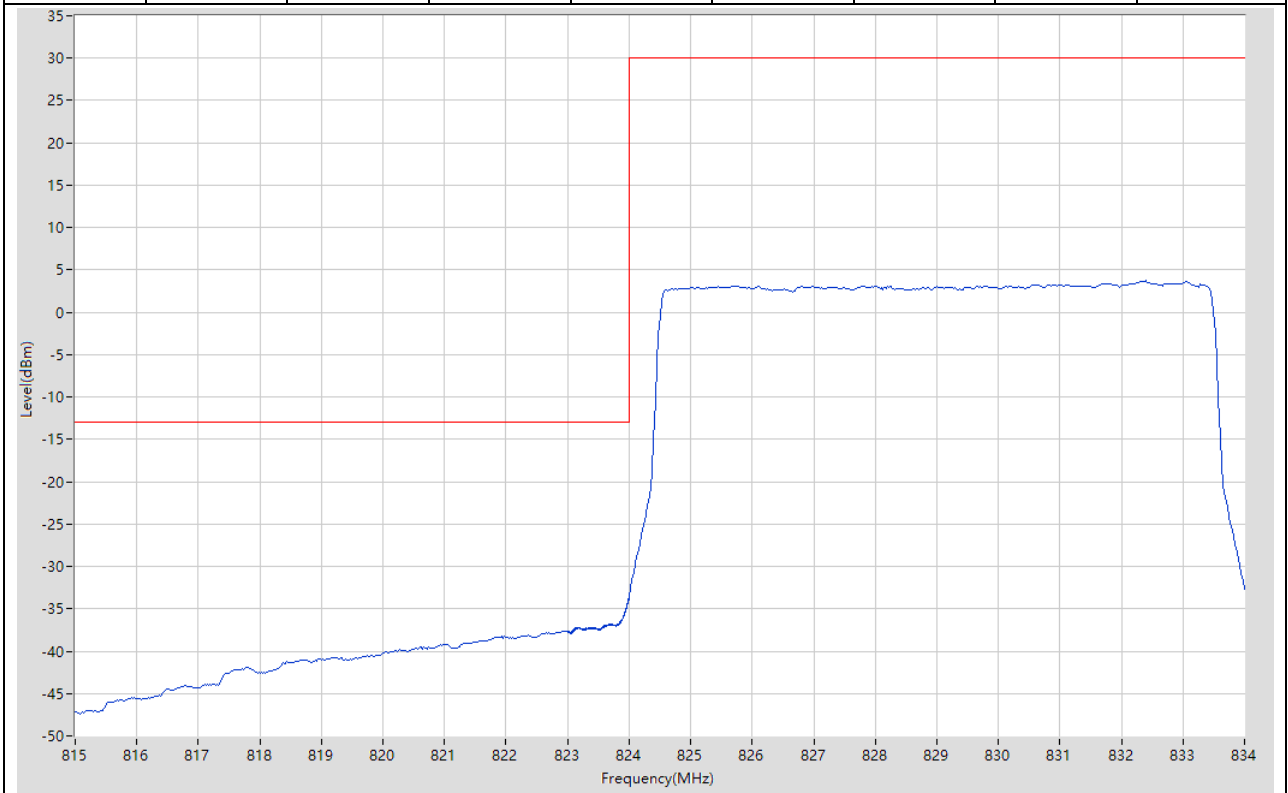
**10.27. LTE Band Edge\_Part22-24-27(NTNV)(Subtest:27, Channel:20450, Bandwidth:10, Modulation:Q16, RB Number: 1, RB Position:LOW)**

Start Frequency (MHz)	Stop Frequency (MHz)	RBW (MHz)	Detector	Frequency (MHz)	Power (dBm)	Limit (dBm)	Verdict	Sweep Point
815	823	0.1	RMS	815.82	-50.63	-13	Pass	401
823	824	0.1	RMS	824	-24	-13	Pass	401
824	834	0.1	RMS	824.6	20.13	30	Pass	401



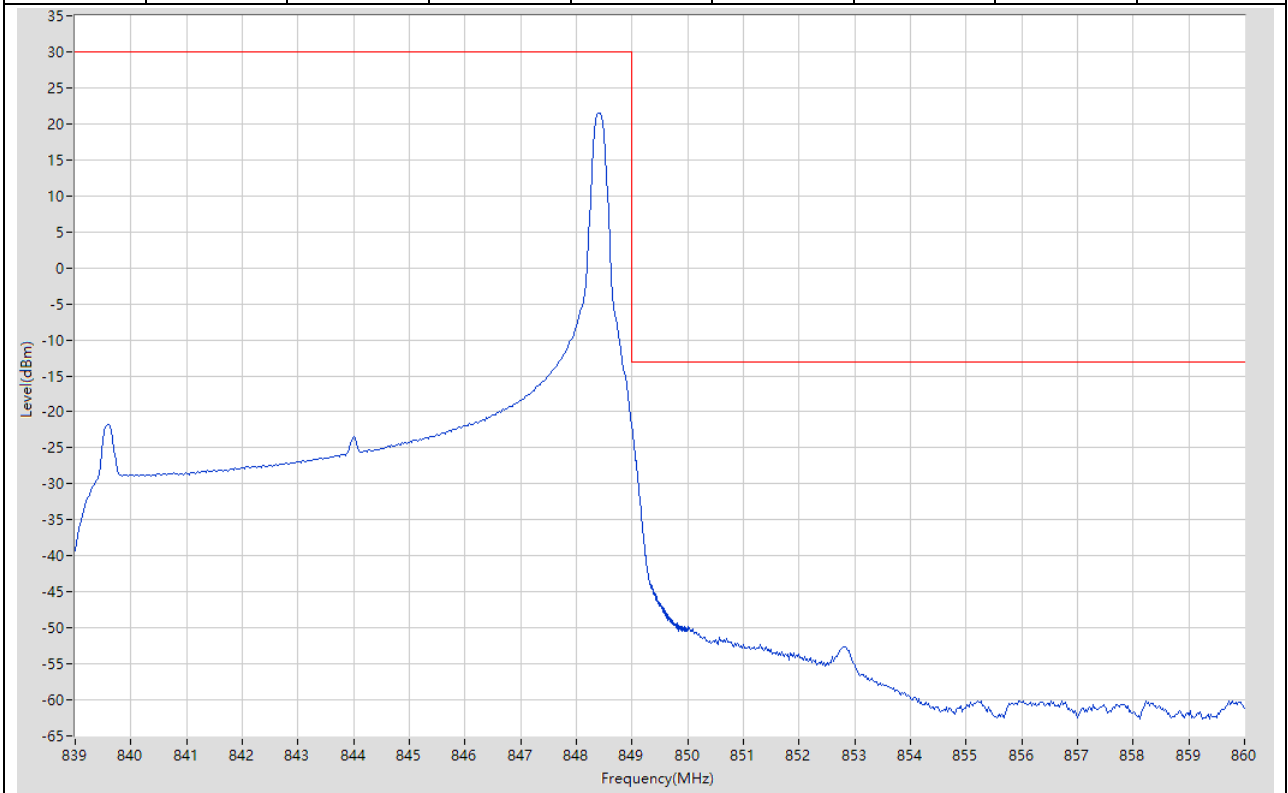
**10.28. LTE Band Edge\_Part22-24-27(NTNV)(Subtest:28, Channel:20450, Bandwidth:10, Modulation:Q16, RB Number: 50, RB Position:LOW)**

Start Frequency (MHz)	Stop Frequency (MHz)	RBW (MHz)	Detector	Frequency (MHz)	Power (dBm)	Limit (dBm)	Verdict	Sweep Point
815	823	0.1	RMS	822.94	-37.65	-13	Pass	401
823	824	0.1	RMS	823.998	-33.49	-13	Pass	401
824	834	0.1	RMS	832.4	3.72	30	Pass	401



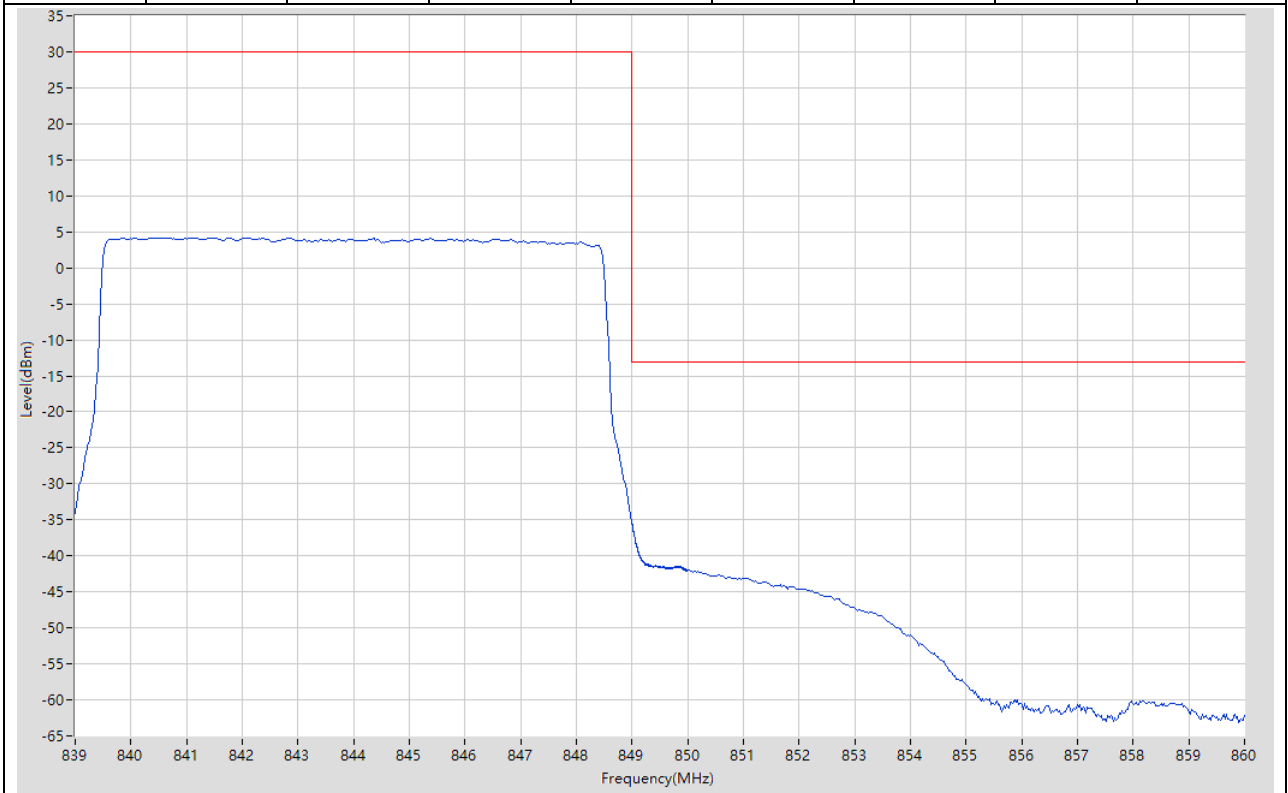
**10.29. LTE Band Edge\_Part22-24-27(NTNV)(Subtest:29, Channel:20600, Bandwidth:10, Modulation:QPSK, RB Number: 1, RB Position:HIGH)**

Start Frequency (MHz)	Stop Frequency (MHz)	RBW (MHz)	Detector	Frequency (MHz)	Power (dBm)	Limit (dBm)	Verdict	Sweep Point
839	849	0.1	RMS	848.425	21.55	30	Pass	401
849	850	0.1	RMS	849	-22.03	-13	Pass	401
850	860	0.1	RMS	850	-49.84	-13	Pass	401



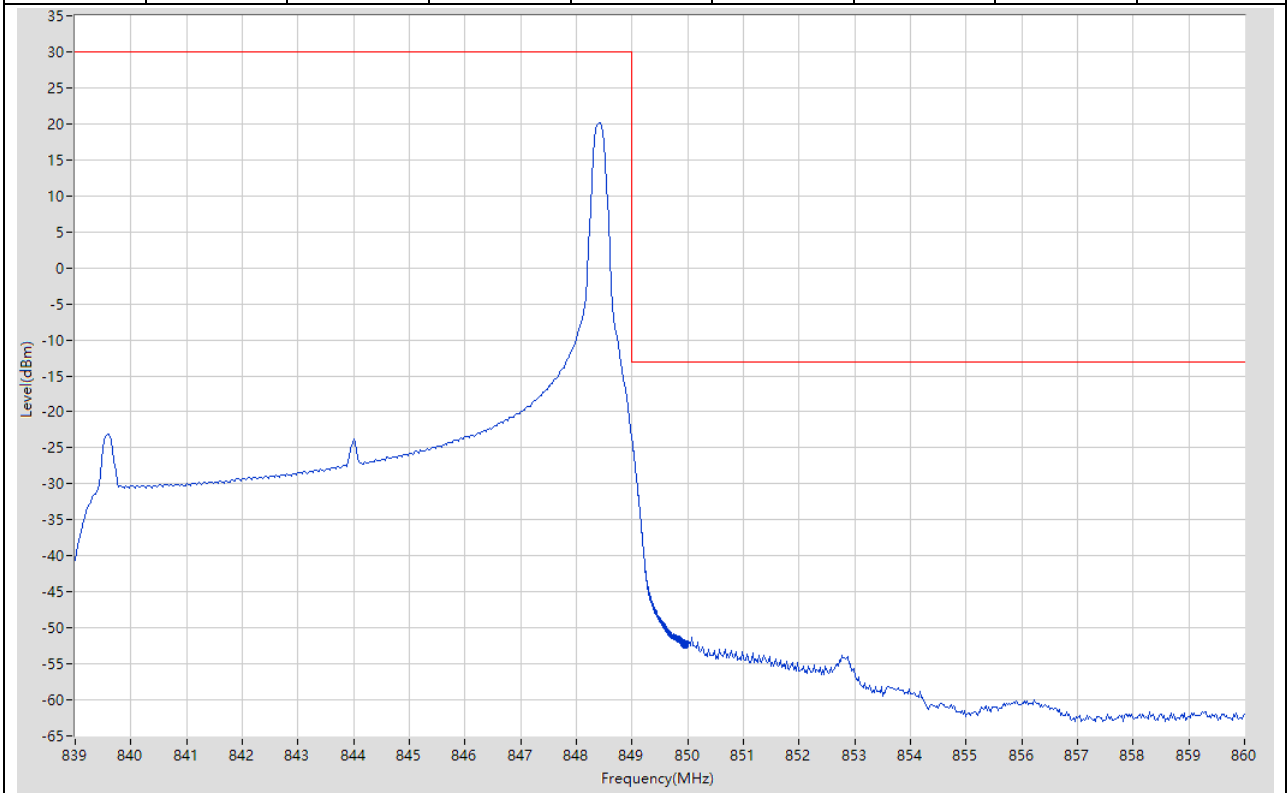
**10.30. LTE Band Edge\_Part22-24-27(NTNV)(Subtest:30, Channel:20600, Bandwidth:10, Modulation:QPSK, RB Number: 50, RB Position:HIGH)**

Start Frequency (MHz)	Stop Frequency (MHz)	RBW (MHz)	Detector	Frequency (MHz)	Power (dBm)	Limit (dBm)	Verdict	Sweep Point
839	849	0.1	RMS	841.15	4.2	30	Pass	401
849	850	0.1	RMS	849.003	-35.42	-13	Pass	401
850	860	0.1	RMS	850.025	-41.99	-13	Pass	401



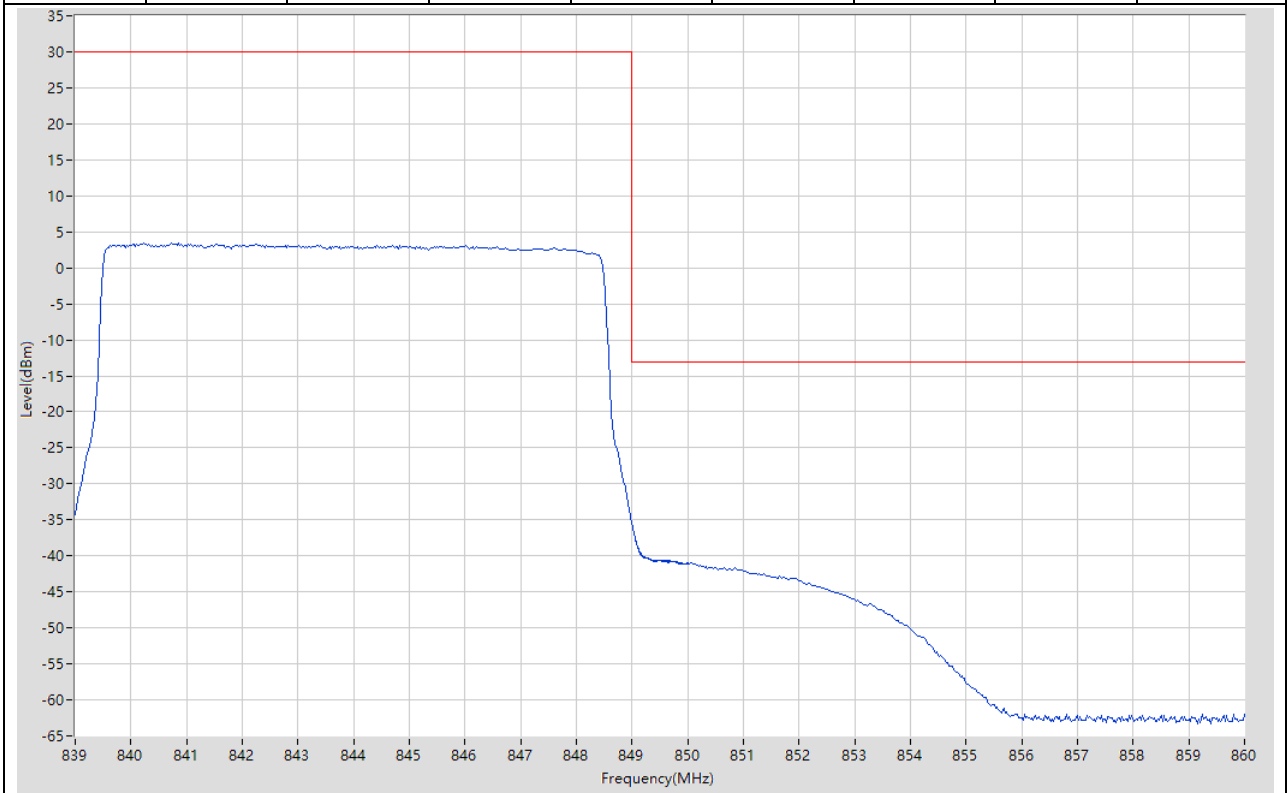
**10.31. LTE Band Edge\_Part22-24-27(NTNV)(Subtest:31, Channel:20600, Bandwidth:10, Modulation:Q16, RB Number: 1, RB Position:HIGH)**

Start Frequency (MHz)	Stop Frequency (MHz)	RBW (MHz)	Detector	Frequency (MHz)	Power (dBm)	Limit (dBm)	Verdict	Sweep Point
839	849	0.1	RMS	848.4	20.15	30	Pass	401
849	850	0.1	RMS	849.003	-23.81	-13	Pass	401
850	860	0.1	RMS	850.075	-51.3	-13	Pass	401



**10.32. LTE Band Edge\_Part22-24-27(NTNV)(Subtest:32, Channel:20600, Bandwidth:10, Modulation:Q16, RB Number: 50, RB Position:HIGH)**

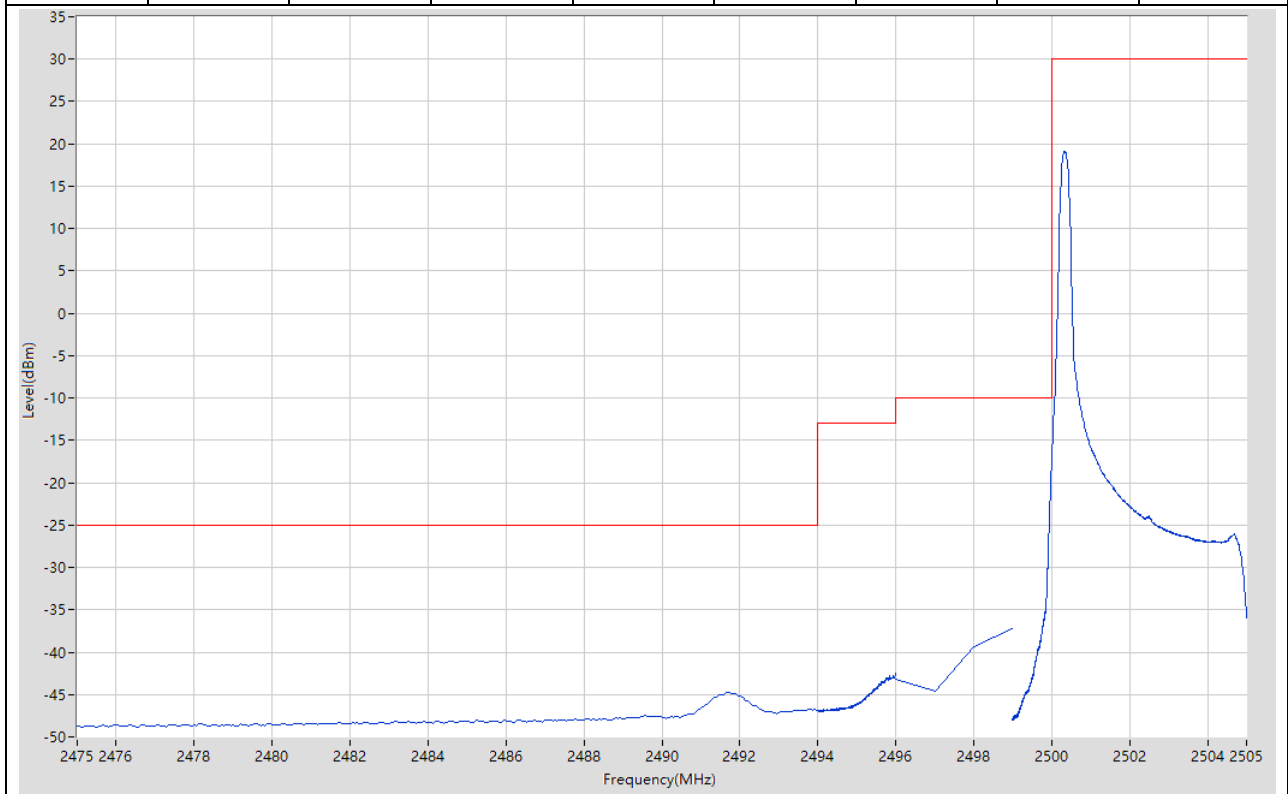
Start Frequency (MHz)	Stop Frequency (MHz)	RBW (MHz)	Detector	Frequency (MHz)	Power (dBm)	Limit (dBm)	Verdict	Sweep Point
839	849	0.1	RMS	840.725	3.43	30	Pass	401
849	850	0.1	RMS	849	-35.52	-13	Pass	401
850	860	0.1	RMS	850.05	-40.96	-13	Pass	401



## 11. LTE\_Band7

### 11.1. LTE Band Edge\_Part22-24-27(NTNV)(Subtest:1, Channel:20775, Bandwidth:5, Modulation:QPSK, RB Number: 1, RB Position:LOW)

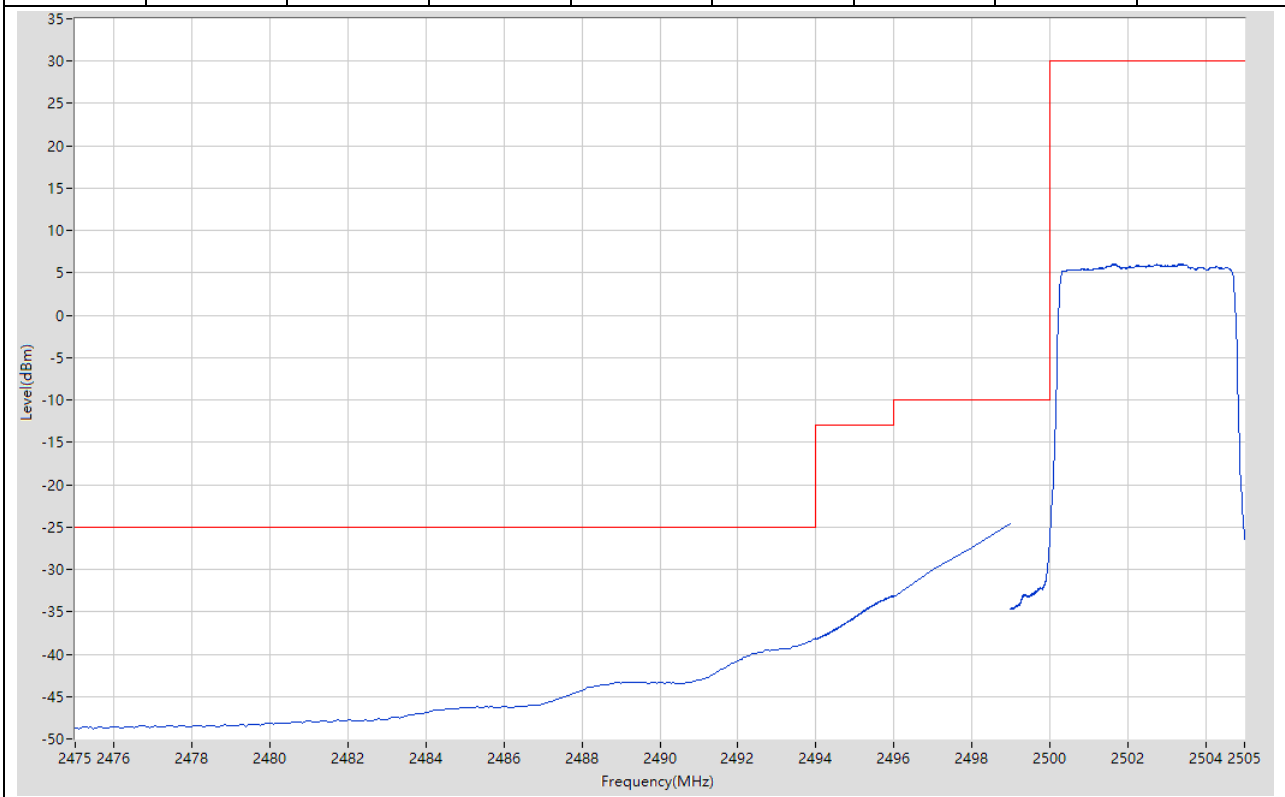
Start Frequency (MHz)	Stop Frequency (MHz)	RBW (MHz)	Detector	Frequency (MHz)	Power (dBm)	Limit (dBm)	Verdict	Sweep Point
2475	2494	1	RMS	2491.72	-44.74	-25	Pass	401
2494	2496	1	RMS	2496	-42.51	-13	Pass	401
2496	2499	1	RMS	2499	-37.23	-10	Pass	4
2499	2500	0.1	RMS	2500	-17.38	-10	Pass	401
2500	2505	0.1	RMS	2500.338	19.08	30	Pass	401





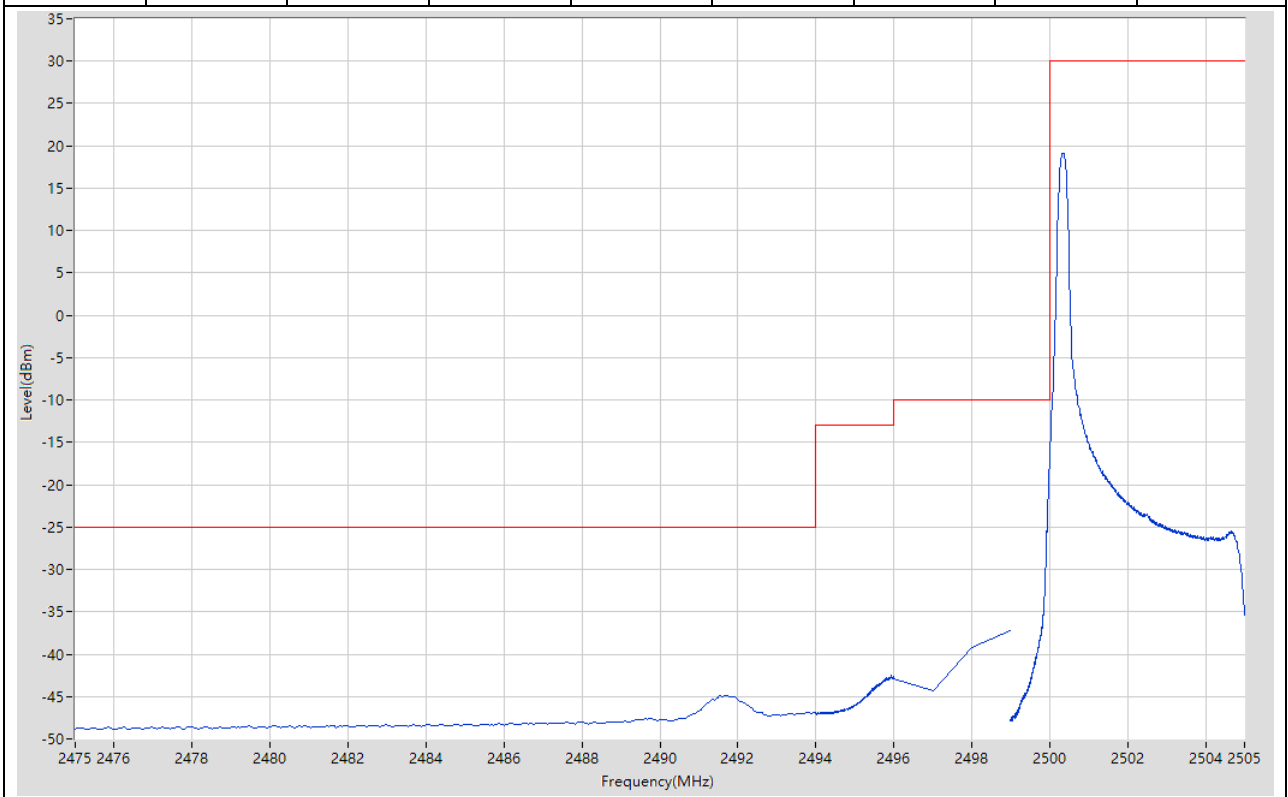
**11.2. LTE Band Edge\_Part22-24-27(NTNV)(Subtest:2, Channel:20775, Bandwidth:5, Modulation:QPSK, RB Number: 25, RB Position:LOW)**

Start Frequency (MHz)	Stop Frequency (MHz)	RBW (MHz)	Detector	Frequency (MHz)	Power (dBm)	Limit (dBm)	Verdict	Sweep Point
2475	2494	1	RMS	2494	-38.15	-25	Pass	401
2494	2496	1	RMS	2495.985	-33.08	-13	Pass	401
2496	2499	1	RMS	2499	-24.58	-10	Pass	4
2499	2500	0.1	RMS	2500	-26.59	-10	Pass	401
2500	2505	0.1	RMS	2501.663	6.09	30	Pass	401



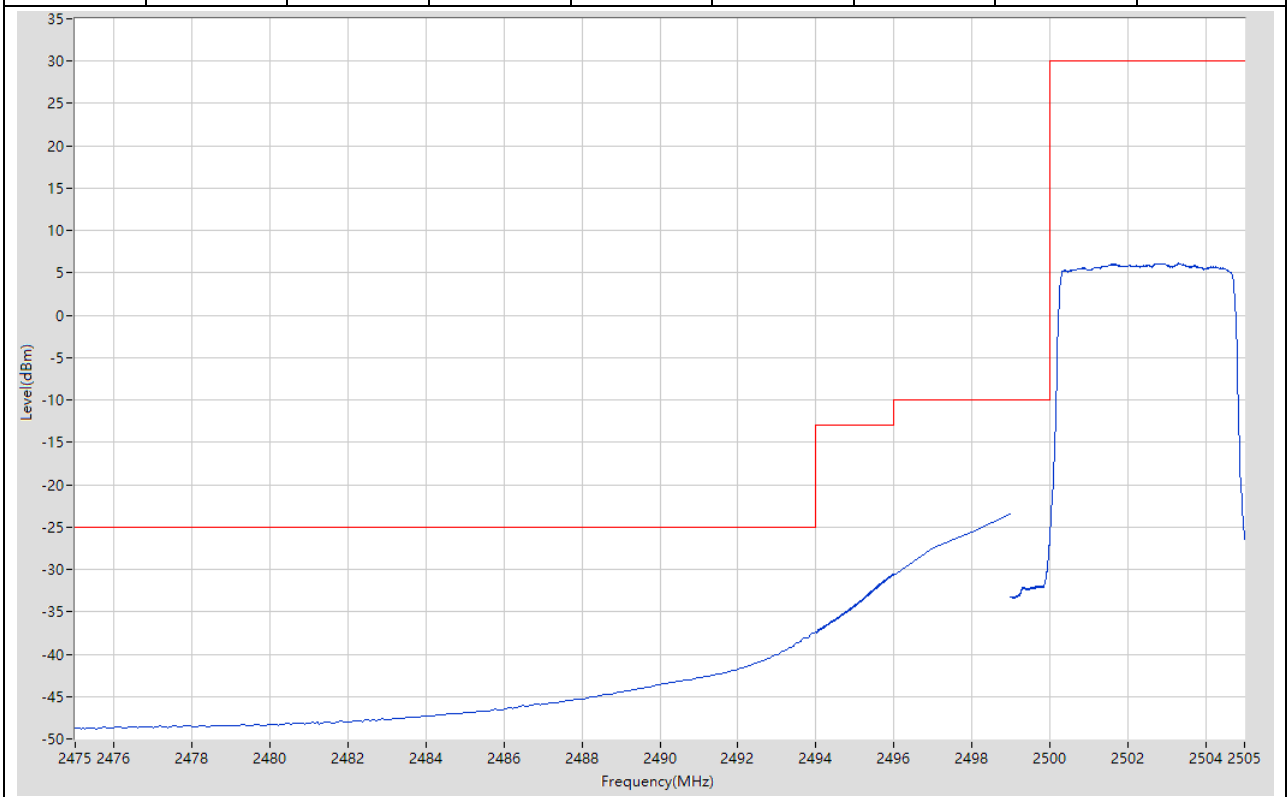
**11.3. LTE Band Edge\_Part22-24-27(NTNV)(Subtest:3, Channel:20775, Bandwidth:5, Modulation:Q16, RB Number: 1, RB Position:LOW)**

Start Frequency (MHz)	Stop Frequency (MHz)	RBW (MHz)	Detector	Frequency (MHz)	Power (dBm)	Limit (dBm)	Verdict	Sweep Point
2475	2494	1	RMS	2491.72	-44.92	-25	Pass	401
2494	2496	1	RMS	2495.94	-42.45	-13	Pass	401
2496	2499	1	RMS	2499	-37.29	-10	Pass	4
2499	2500	0.1	RMS	2500	-16.94	-10	Pass	401
2500	2505	0.1	RMS	2500.35	19.18	30	Pass	401



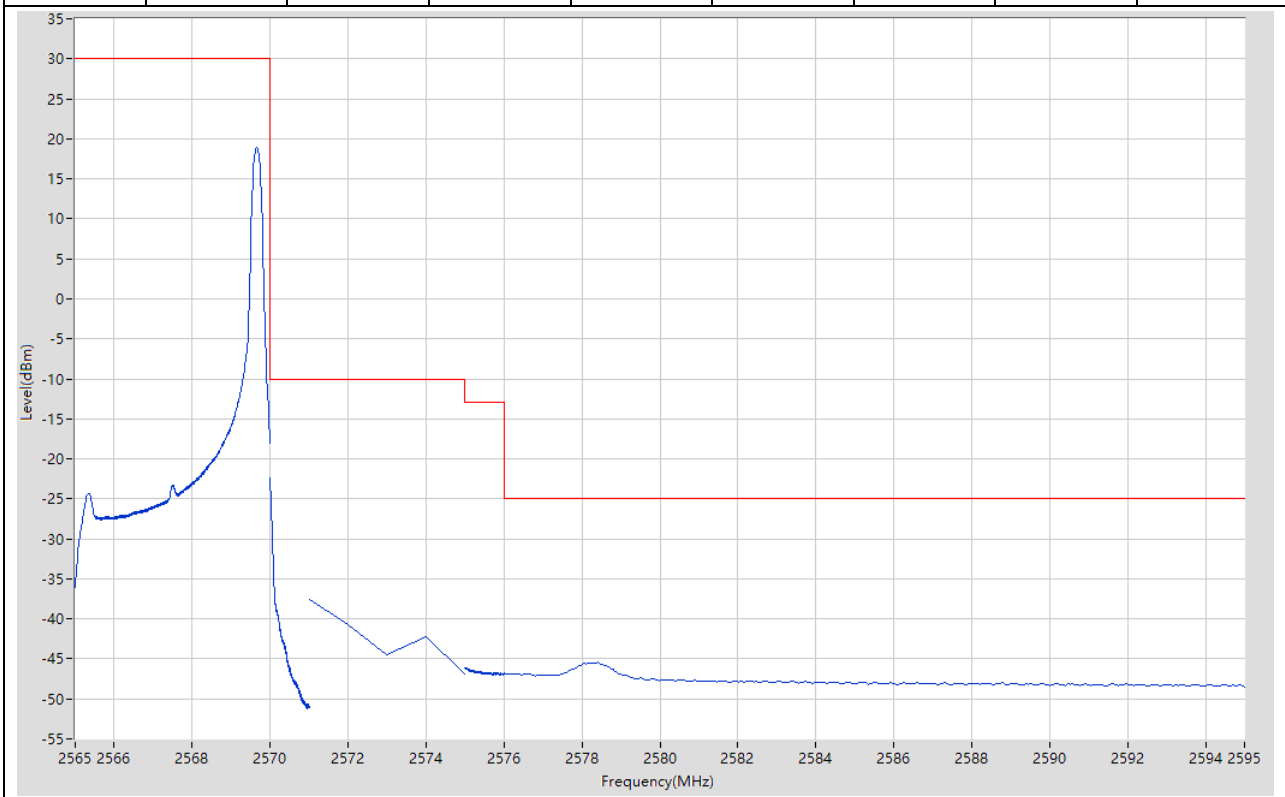
**11.4. LTE Band Edge\_Part22-24-27(NTNV)(Subtest:4, Channel:20775, Bandwidth:5, Modulation:Q16, RB Number: 25, RB Position:LOW)**

Start Frequency (MHz)	Stop Frequency (MHz)	RBW (MHz)	Detector	Frequency (MHz)	Power (dBm)	Limit (dBm)	Verdict	Sweep Point
2475	2494	1	RMS	2494	-37.39	-25	Pass	401
2494	2496	1	RMS	2496	-30.51	-13	Pass	401
2496	2499	1	RMS	2499	-23.39	-10	Pass	4
2499	2500	0.1	RMS	2500	-26.45	-10	Pass	401
2500	2505	0.1	RMS	2503.313	6.15	30	Pass	401



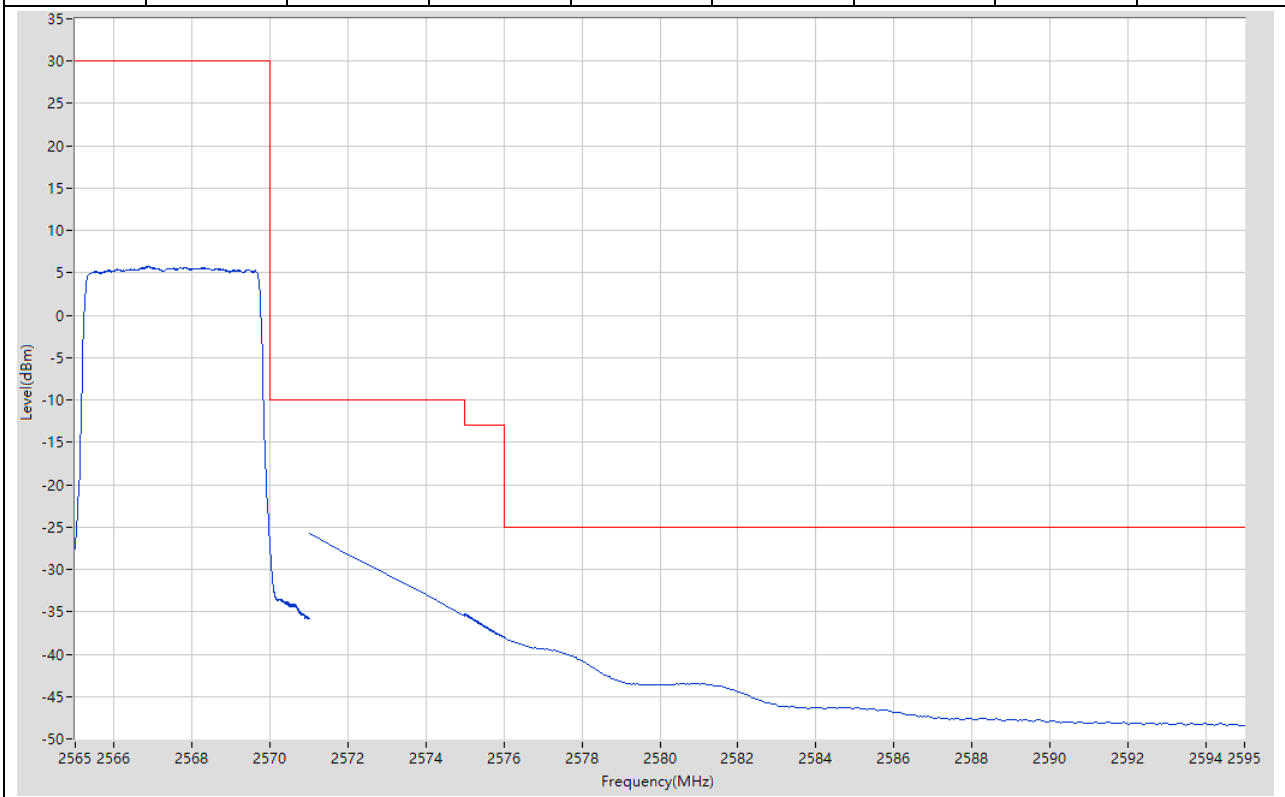
**11.5. LTE Band Edge\_Part22-24-27(NTNV)(Subtest:5, Channel:21425, Bandwidth:5, Modulation:QPSK, RB Number: 1, RB Position:HIGH)**

Start Frequency (MHz)	Stop Frequency (MHz)	RBW (MHz)	Detector	Frequency (MHz)	Power (dBm)	Limit (dBm)	Verdict	Sweep Point
2565	2570	0.1	RMS	2569.65	18.93	30	Pass	401
2570	2571	0.051	RMS	2570	-22.47	-10	Pass	401
2571	2575	1	RMS	2571	-37.52	-10	Pass	5
2575	2576	1	RMS	2575.023	-46.1	-13	Pass	401
2576	2595	1	RMS	2578.423	-45.42	-25	Pass	401



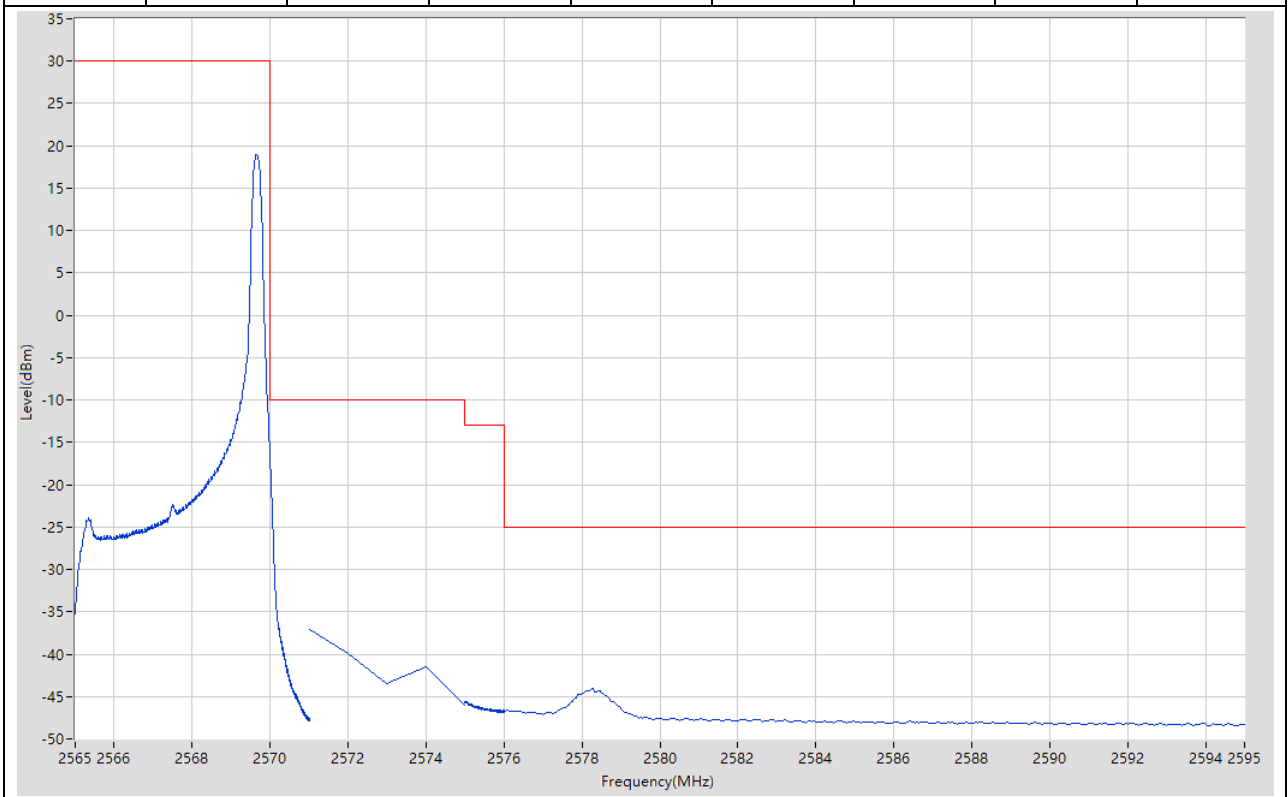
**11.6. LTE Band Edge\_Part22-24-27(NTNV)(Subtest:6, Channel:21425, Bandwidth:5, Modulation:QPSK, RB Number: 25, RB Position:HIGH)**

Start Frequency (MHz)	Stop Frequency (MHz)	RBW (MHz)	Detector	Frequency (MHz)	Power (dBm)	Limit (dBm)	Verdict	Sweep Point
2565	2570	0.1	RMS	2566.863	5.79	30	Pass	401
2570	2571	0.1	RMS	2570	-27.45	-10	Pass	401
2571	2575	1	RMS	2571	-25.67	-10	Pass	5
2575	2576	1	RMS	2575	-35.26	-13	Pass	401
2576	2595	1	RMS	2576.048	-38.1	-25	Pass	401



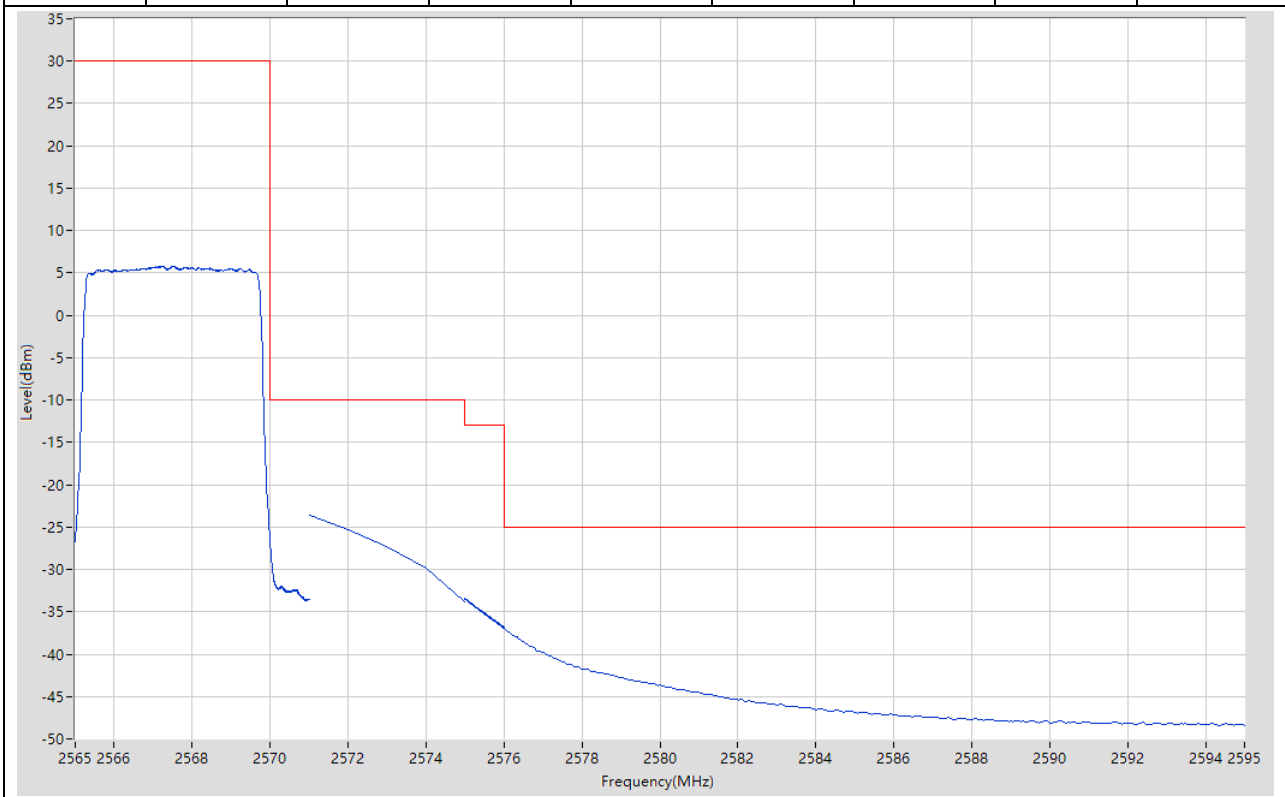
**11.7. LTE Band Edge\_Part22-24-27(NTNV)(Subtest:7, Channel:21425, Bandwidth:5, Modulation:Q16, RB Number: 1, RB Position:HIGH)**

Start Frequency (MHz)	Stop Frequency (MHz)	RBW (MHz)	Detector	Frequency (MHz)	Power (dBm)	Limit (dBm)	Verdict	Sweep Point
2565	2570	0.1	RMS	2569.65	18.95	30	Pass	401
2570	2571	0.1	RMS	2570	-16.77	-10	Pass	401
2571	2575	1	RMS	2571	-37.1	-10	Pass	5
2575	2576	1	RMS	2575.013	-45.57	-13	Pass	401
2576	2595	1	RMS	2578.28	-44.08	-25	Pass	401



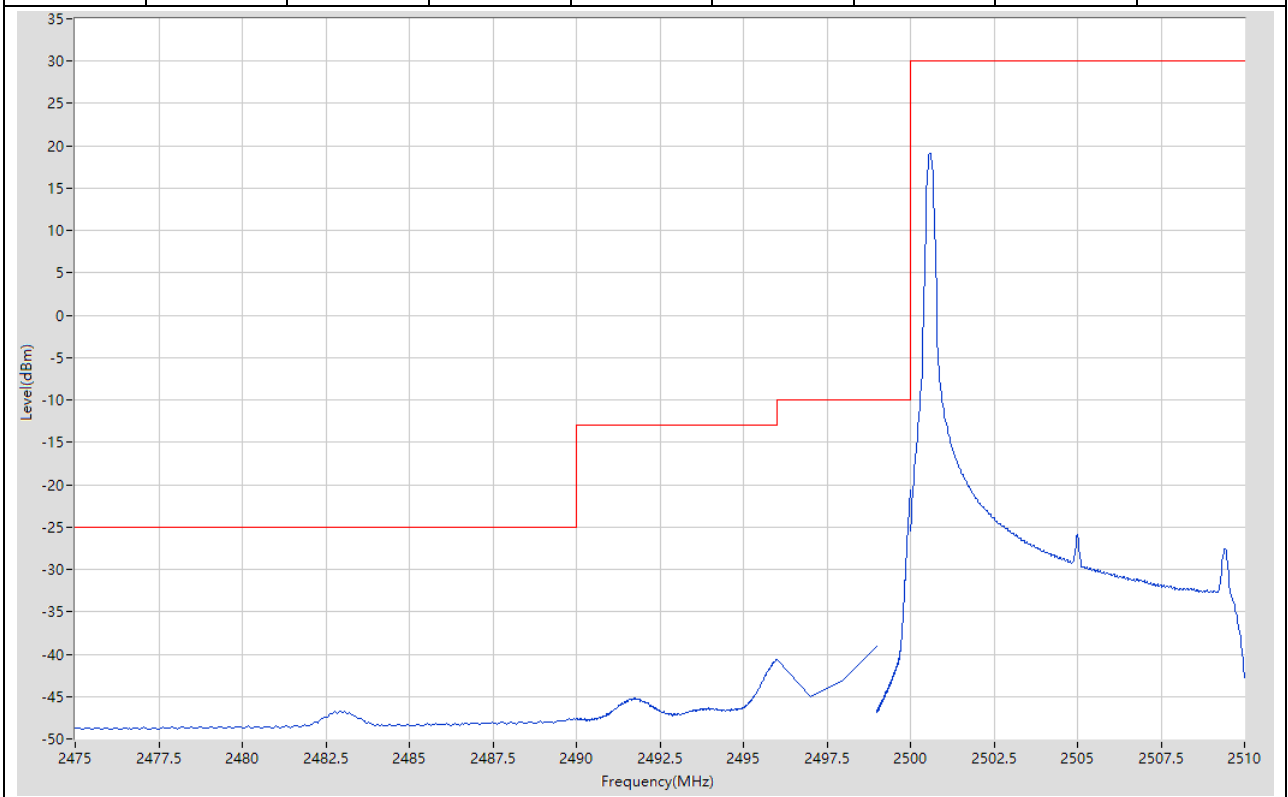
**11.8. LTE Band Edge\_Part22-24-27(NTNV)(Subtest:8, Channel:21425, Bandwidth:5, Modulation:Q16, RB Number: 25, RB Position:HIGH)**

Start Frequency (MHz)	Stop Frequency (MHz)	RBW (MHz)	Detector	Frequency (MHz)	Power (dBm)	Limit (dBm)	Verdict	Sweep Point
2565	2570	0.1	RMS	2567.275	5.83	30	Pass	401
2570	2571	0.1	RMS	2570	-26.74	-10	Pass	401
2571	2575	1	RMS	2571	-23.55	-10	Pass	5
2575	2576	1	RMS	2575.003	-33.46	-13	Pass	401
2576	2595	1	RMS	2576	-36.97	-25	Pass	401



**11.9. LTE Band Edge\_Part22-24-27(NTNV)(Subtest:9, Channel:20800, Bandwidth:10, Modulation:QPSK, RB Number: 1, RB Position:LOW)**

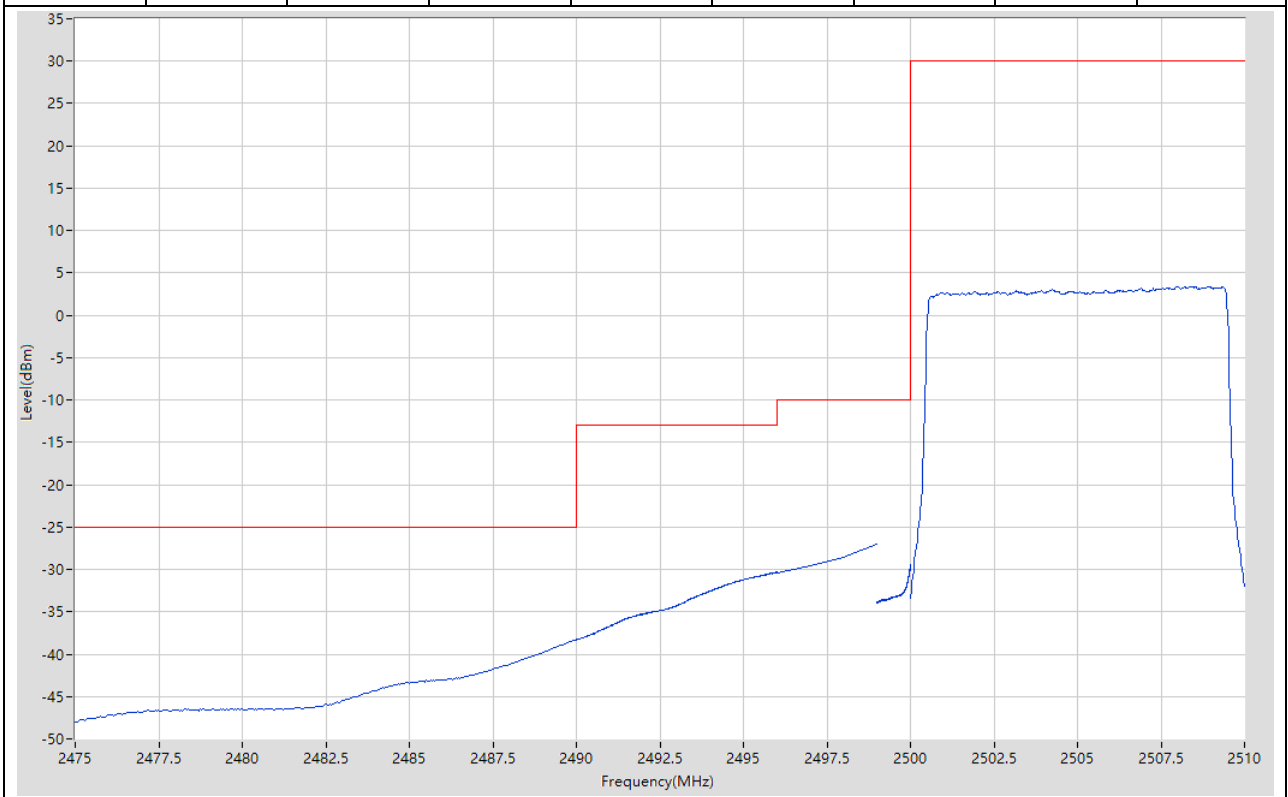
Start Frequency (MHz)	Stop Frequency (MHz)	RBW (MHz)	Detector	Frequency (MHz)	Power (dBm)	Limit (dBm)	Verdict	Sweep Point
2475	2490	1	RMS	2483.063	-46.72	-25	Pass	401
2490	2496	1	RMS	2496	-40.64	-13	Pass	401
2496	2499	1	RMS	2499	-39.01	-10	Pass	4
2499	2500	0.2	RMS	2500	-20.63	-10	Pass	401
2500	2510	0.1	RMS	2500.6	19.14	30	Pass	401





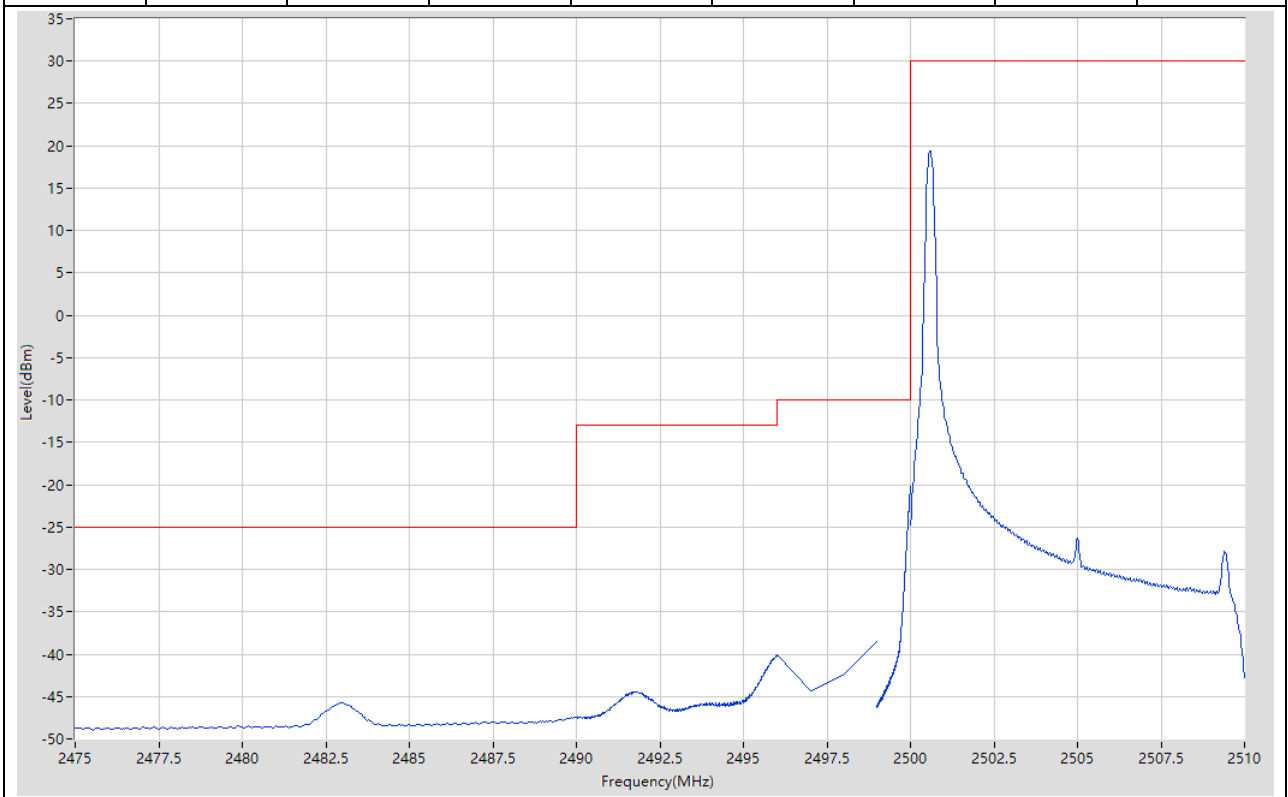
**11.10. LTE Band Edge\_Part22-24-27(NTNV)(Subtest:10, Channel:20800, Bandwidth:10, Modulation:QPSK, RB Number: 50, RB Position:LOW)**

Start Frequency (MHz)	Stop Frequency (MHz)	RBW (MHz)	Detector	Frequency (MHz)	Power (dBm)	Limit (dBm)	Verdict	Sweep Point
2475	2490	1	RMS	2490	-38.32	-25	Pass	401
2490	2496	1	RMS	2496	-30.34	-13	Pass	401
2496	2499	1	RMS	2499	-27.05	-10	Pass	4
2499	2500	0.2	RMS	2500	-29.45	-10	Pass	401
2500	2510	0.1	RMS	2508.875	3.42	30	Pass	401



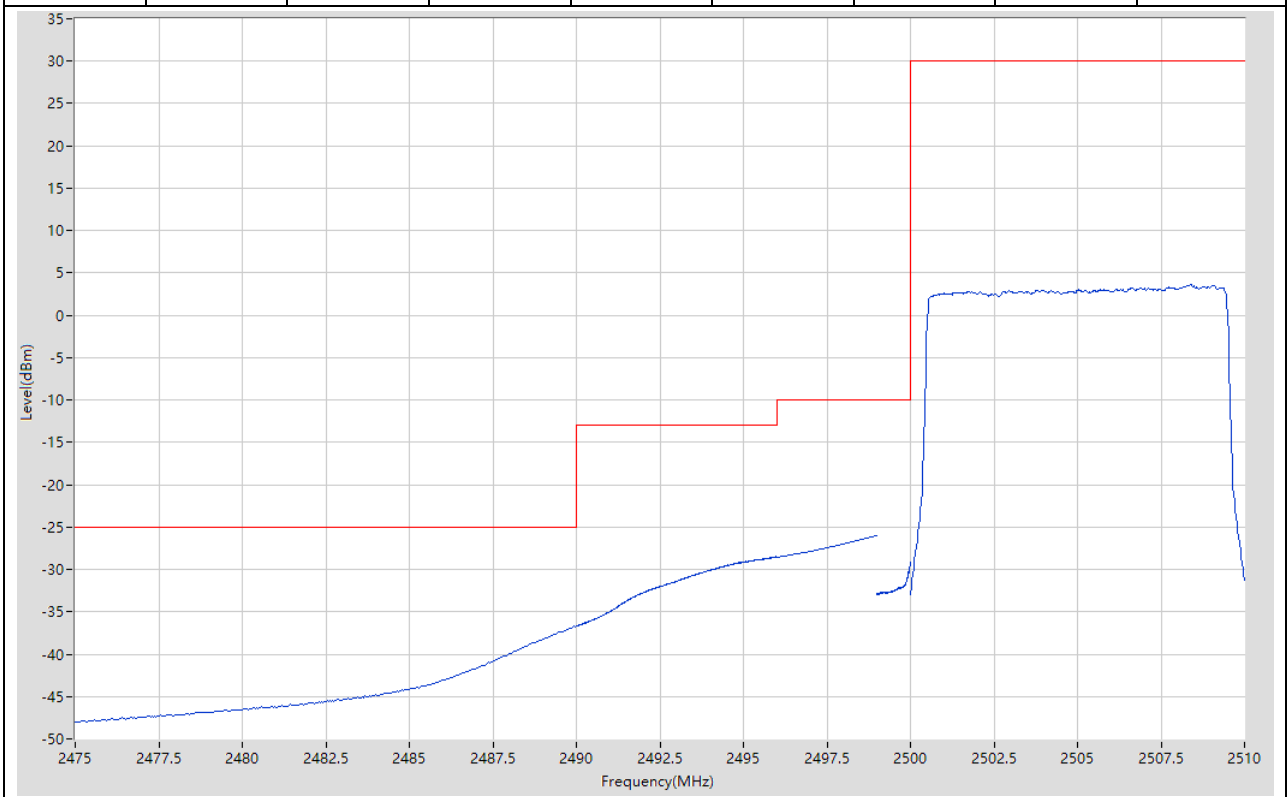
**11.11. LTE Band Edge\_Part22-24-27(NTNV)(Subtest:11, Channel:20800, Bandwidth:10, Modulation:Q16, RB Number: 1, RB Position:LOW)**

Start Frequency (MHz)	Stop Frequency (MHz)	RBW (MHz)	Detector	Frequency (MHz)	Power (dBm)	Limit (dBm)	Verdict	Sweep Point
2475	2490	1	RMS	2482.988	-45.74	-25	Pass	401
2490	2496	1	RMS	2495.97	-40.14	-13	Pass	401
2496	2499	1	RMS	2499	-38.53	-10	Pass	4
2499	2500	0.2	RMS	2499.998	-20.15	-10	Pass	401
2500	2510	0.1	RMS	2500.6	19.35	30	Pass	401



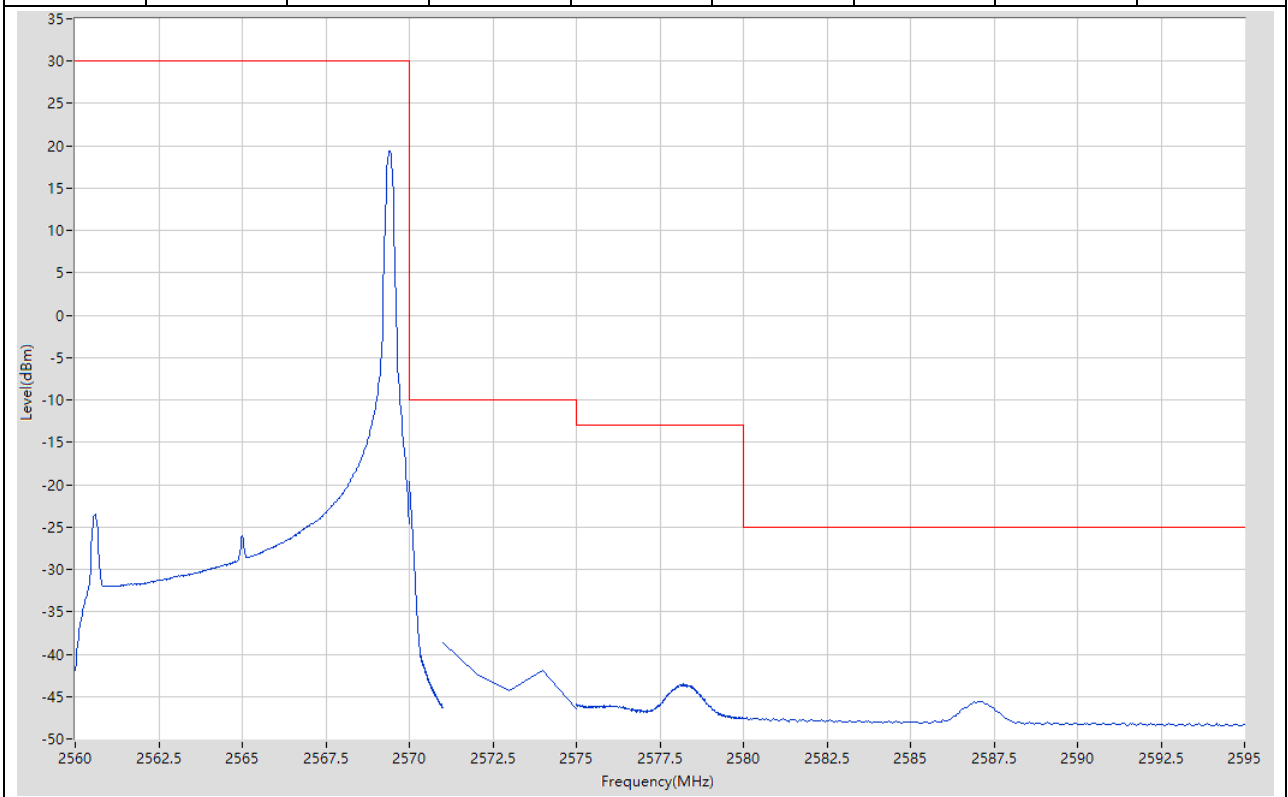
**11.12. LTE Band Edge\_Part22-24-27(NTNV)(Subtest:12, Channel:20800, Bandwidth:10, Modulation:Q16, RB Number: 50, RB Position:LOW)**

Start Frequency (MHz)	Stop Frequency (MHz)	RBW (MHz)	Detector	Frequency (MHz)	Power (dBm)	Limit (dBm)	Verdict	Sweep Point
2475	2490	1	RMS	2490	-36.68	-25	Pass	401
2490	2496	1	RMS	2495.985	-28.46	-13	Pass	401
2496	2499	1	RMS	2499	-26.06	-10	Pass	4
2499	2500	0.2	RMS	2499.995	-29.19	-10	Pass	401
2500	2510	0.1	RMS	2508.375	3.64	30	Pass	401



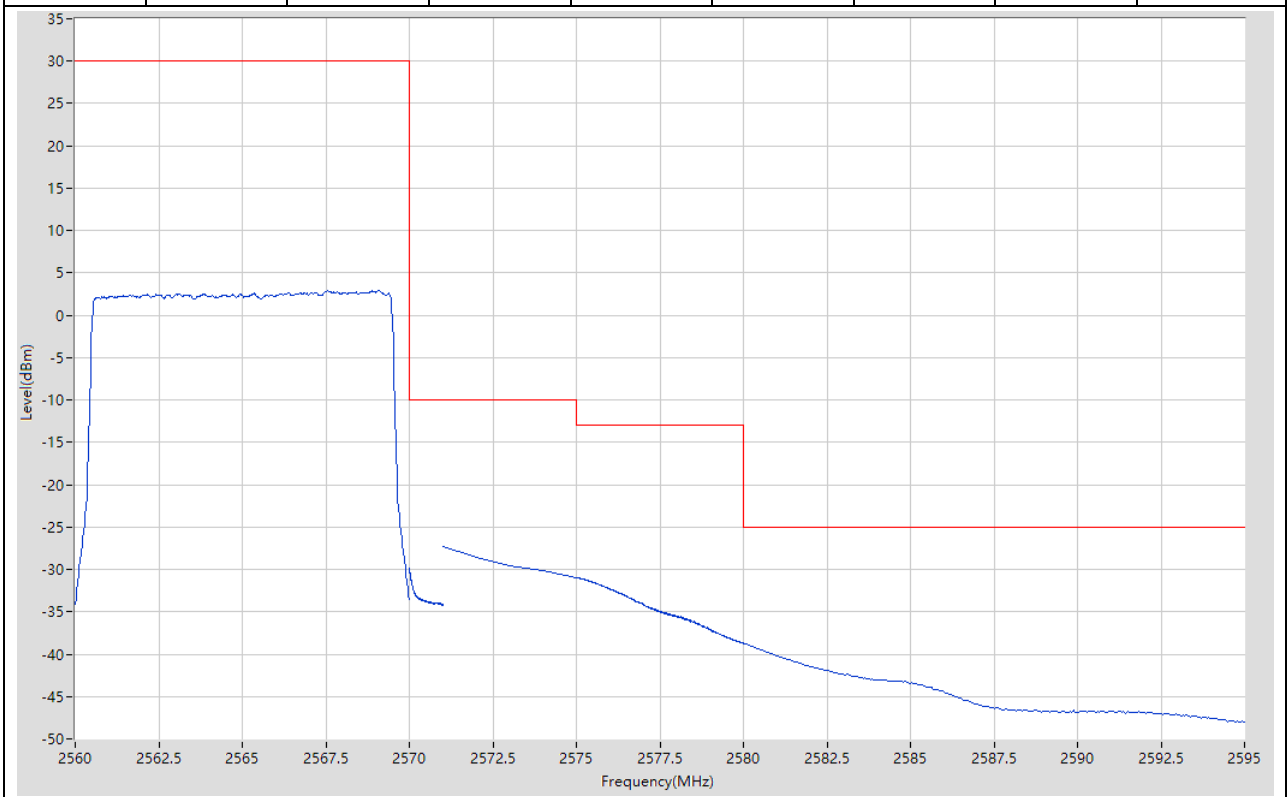
**11.13. LTE Band Edge\_Part22-24-27(NTNV)(Subtest:13, Channel:21400, Bandwidth:10, Modulation:QPSK, RB Number: 1, RB Position:HIGH)**

Start Frequency (MHz)	Stop Frequency (MHz)	RBW (MHz)	Detector	Frequency (MHz)	Power (dBm)	Limit (dBm)	Verdict	Sweep Point
2560	2570	0.1	RMS	2569.4	19.46	30	Pass	401
2570	2571	0.2	RMS	2570	-19.7	-10	Pass	401
2571	2575	1	RMS	2571	-38.71	-10	Pass	5
2575	2580	1	RMS	2578.188	-43.5	-13	Pass	401
2580	2595	1	RMS	2587.05	-45.54	-25	Pass	401



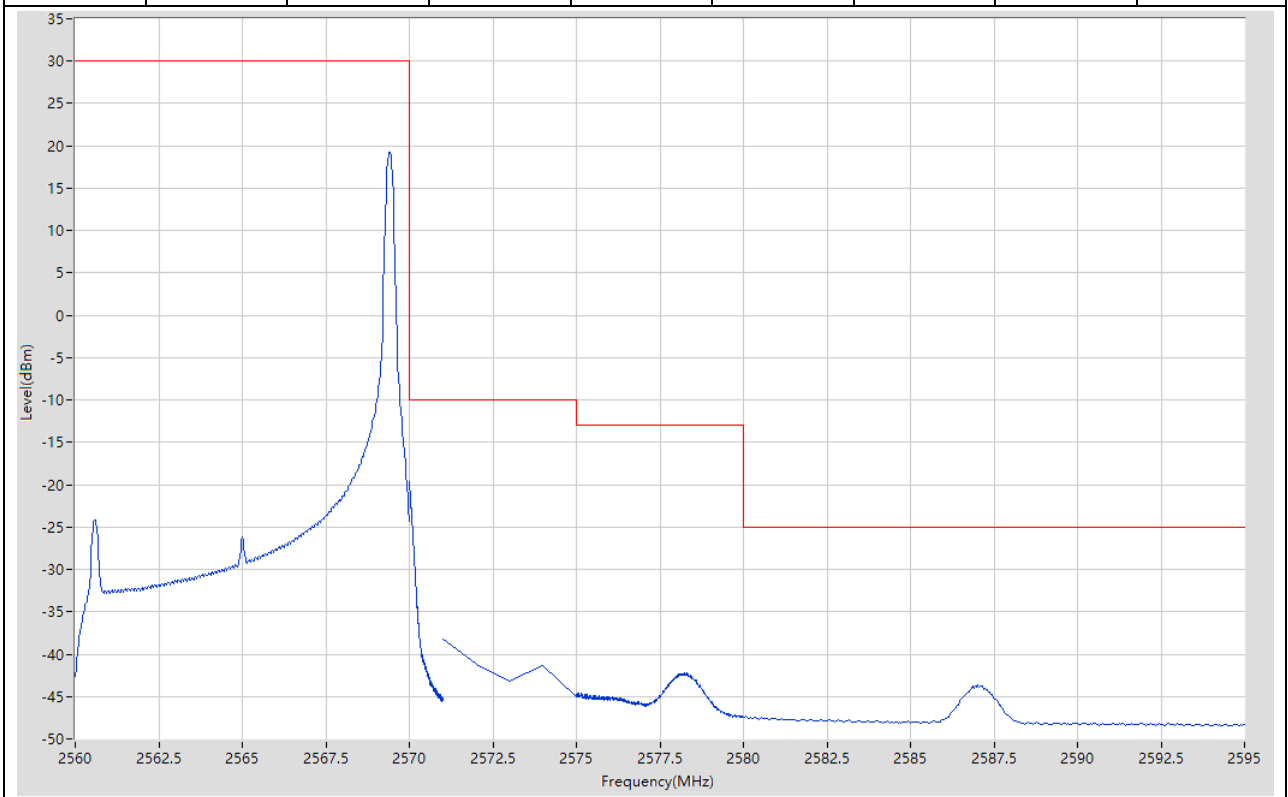
**11.14. LTE Band Edge\_Part22-24-27(NTNV)(Subtest:14, Channel:21400, Bandwidth:10, Modulation:QPSK, RB Number: 50, RB Position:HIGH)**

Start Frequency (MHz)	Stop Frequency (MHz)	RBW (MHz)	Detector	Frequency (MHz)	Power (dBm)	Limit (dBm)	Verdict	Sweep Point
2560	2570	0.1	RMS	2568.875	2.92	30	Pass	401
2570	2571	0.2	RMS	2570	-29.9	-10	Pass	401
2571	2575	1	RMS	2571	-27.36	-10	Pass	5
2575	2580	1	RMS	2575	-30.92	-13	Pass	401
2580	2595	1	RMS	2580	-38.73	-25	Pass	401



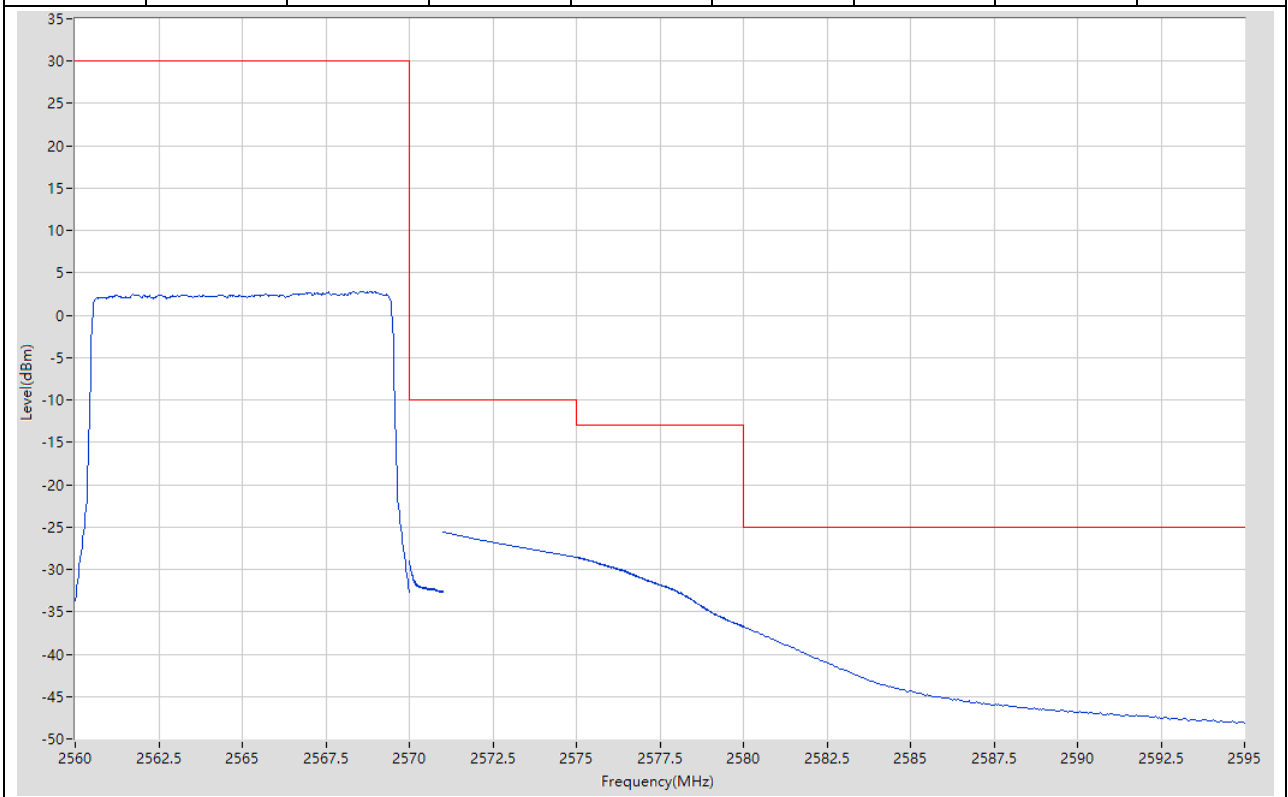
**11.15. LTE Band Edge\_Part22-24-27(NTNV)(Subtest:15, Channel:21400, Bandwidth:10, Modulation:Q16, RB Number: 1, RB Position:HIGH)**

Start Frequency (MHz)	Stop Frequency (MHz)	RBW (MHz)	Detector	Frequency (MHz)	Power (dBm)	Limit (dBm)	Verdict	Sweep Point
2560	2570	0.1	RMS	2569.4	19.31	30	Pass	401
2570	2571	0.2	RMS	2570	-19.58	-10	Pass	401
2571	2575	1	RMS	2571	-38.2	-10	Pass	5
2575	2580	1	RMS	2578.3	-42.19	-13	Pass	401
2580	2595	1	RMS	2587.013	-43.58	-25	Pass	401



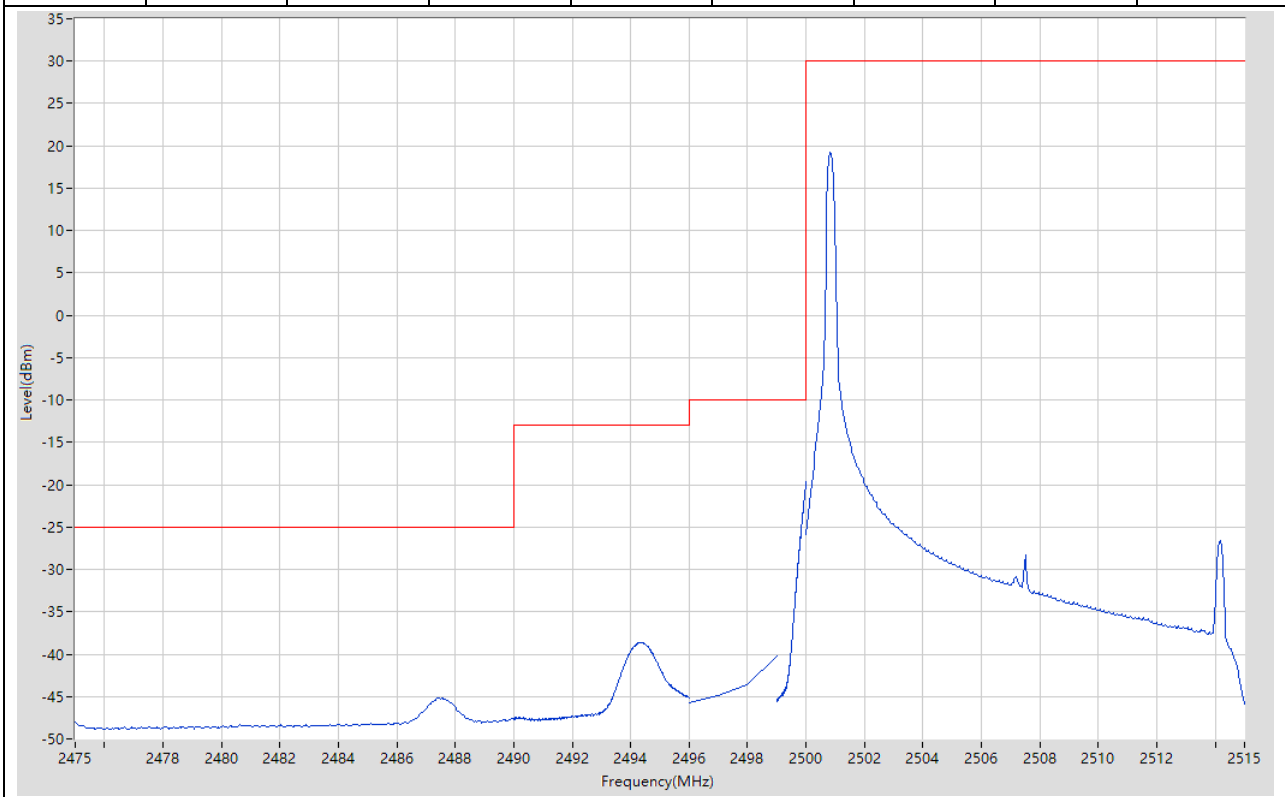
**11.16. LTE Band Edge\_Part22-24-27(NTNV)(Subtest:16, Channel:21400, Bandwidth:10, Modulation:Q16, RB Number: 50, RB Position:HIGH)**

Start Frequency (MHz)	Stop Frequency (MHz)	RBW (MHz)	Detector	Frequency (MHz)	Power (dBm)	Limit (dBm)	Verdict	Sweep Point
2560	2570	0.1	RMS	2568.55	2.84	30	Pass	401
2570	2571	0.2	RMS	2570	-29.04	-10	Pass	401
2571	2575	1	RMS	2571	-25.64	-10	Pass	5
2575	2580	1	RMS	2575.013	-28.56	-13	Pass	401
2580	2595	1	RMS	2580	-36.72	-25	Pass	401



**11.17. LTE Band Edge\_Part22-24-27(NTNV)(Subtest:17, Channel:20825, Bandwidth:15, Modulation:QPSK, RB Number: 1, RB Position:LOW)**

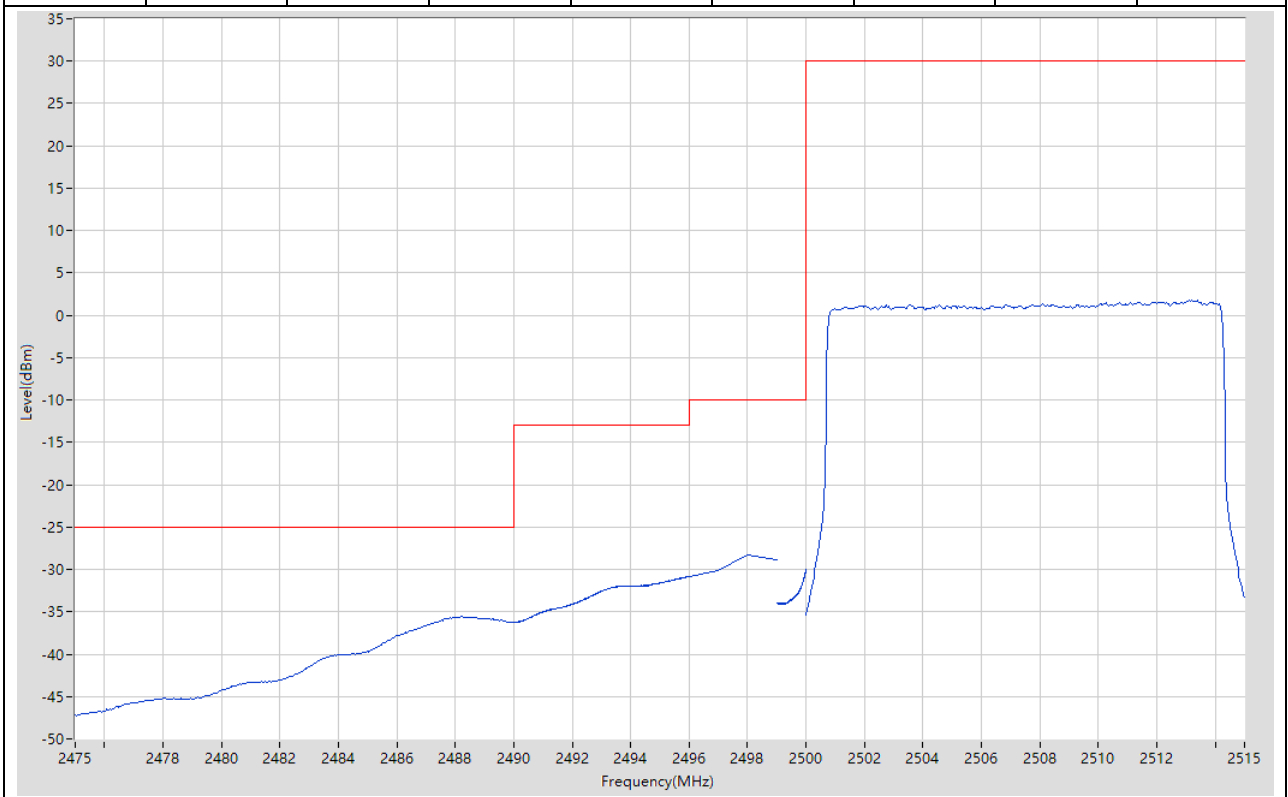
Start Frequency (MHz)	Stop Frequency (MHz)	RBW (MHz)	Detector	Frequency (MHz)	Power (dBm)	Limit (dBm)	Verdict	Sweep Point
2475	2490	1	RMS	2487.525	-45.15	-25	Pass	401
2490	2496	1	RMS	2494.35	-38.62	-13	Pass	401
2496	2499	1	RMS	2499	-40.2	-10	Pass	4
2499	2500	0.3	RMS	2499.998	-19.67	-10	Pass	401
2500	2515	0.1	RMS	2500.825	19.19	30	Pass	401





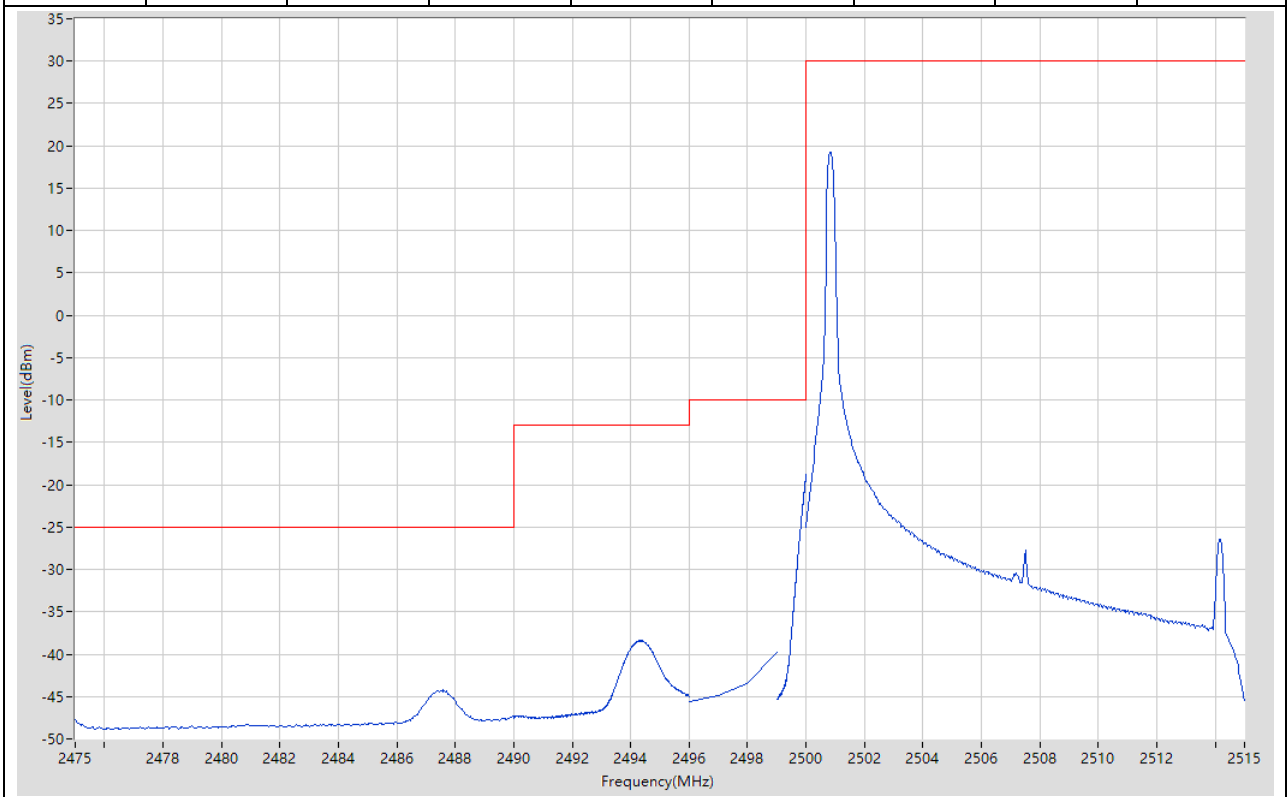
**11.18. LTE Band Edge\_Part22-24-27(NTNV)(Subtest:18, Channel:20825, Bandwidth:15, Modulation:QPSK, RB Number: 75, RB Position:LOW)**

Start Frequency (MHz)	Stop Frequency (MHz)	RBW (MHz)	Detector	Frequency (MHz)	Power (dBm)	Limit (dBm)	Verdict	Sweep Point
2475	2490	1	RMS	2488.2	-35.56	-25	Pass	401
2490	2496	1	RMS	2495.985	-30.82	-13	Pass	401
2496	2499	1	RMS	2498	-28.26	-10	Pass	4
2499	2500	0.3	RMS	2500	-30.06	-10	Pass	401
2500	2515	0.1	RMS	2513.125	1.78	30	Pass	401



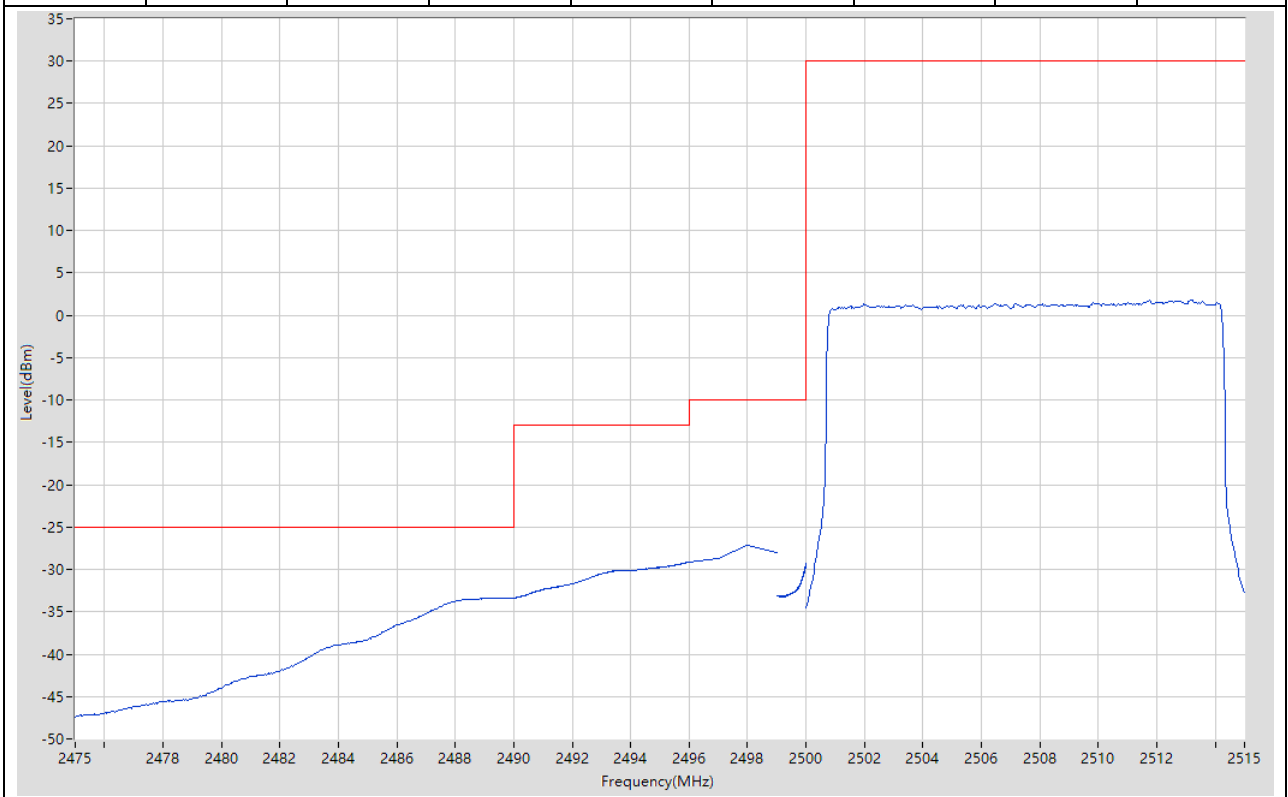
**11.19. LTE Band Edge\_Part22-24-27(NTNV)(Subtest:19, Channel:20825, Bandwidth:15, Modulation:Q16, RB Number: 1, RB Position:LOW)**

Start Frequency (MHz)	Stop Frequency (MHz)	RBW (MHz)	Detector	Frequency (MHz)	Power (dBm)	Limit (dBm)	Verdict	Sweep Point
2475	2490	1	RMS	2487.563	-44.22	-25	Pass	401
2490	2496	1	RMS	2494.35	-38.4	-13	Pass	401
2496	2499	1	RMS	2499	-39.79	-10	Pass	4
2499	2500	0.3	RMS	2500	-18.76	-10	Pass	401
2500	2515	0.1	RMS	2500.825	19.3	30	Pass	401



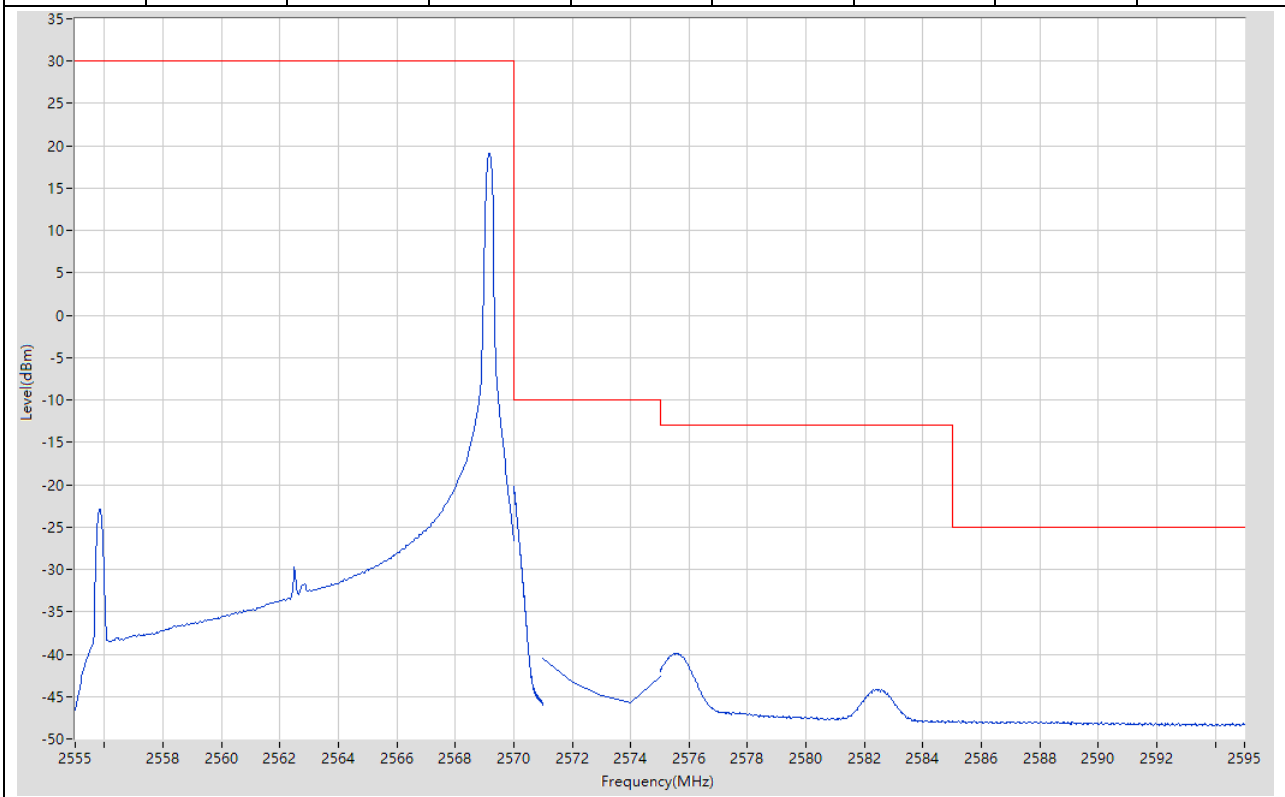
**11.20. LTE Band Edge\_Part22-24-27(NTNV)(Subtest:20, Channel:20825, Bandwidth:15, Modulation:Q16, RB Number: 75, RB Position:LOW)**

Start Frequency (MHz)	Stop Frequency (MHz)	RBW (MHz)	Detector	Frequency (MHz)	Power (dBm)	Limit (dBm)	Verdict	Sweep Point
2475	2490	1	RMS	2490	-33.36	-25	Pass	401
2490	2496	1	RMS	2496	-29.14	-13	Pass	401
2496	2499	1	RMS	2498	-27.2	-10	Pass	4
2499	2500	0.3	RMS	2500	-29.32	-10	Pass	401
2500	2515	0.1	RMS	2511.738	1.77	30	Pass	401



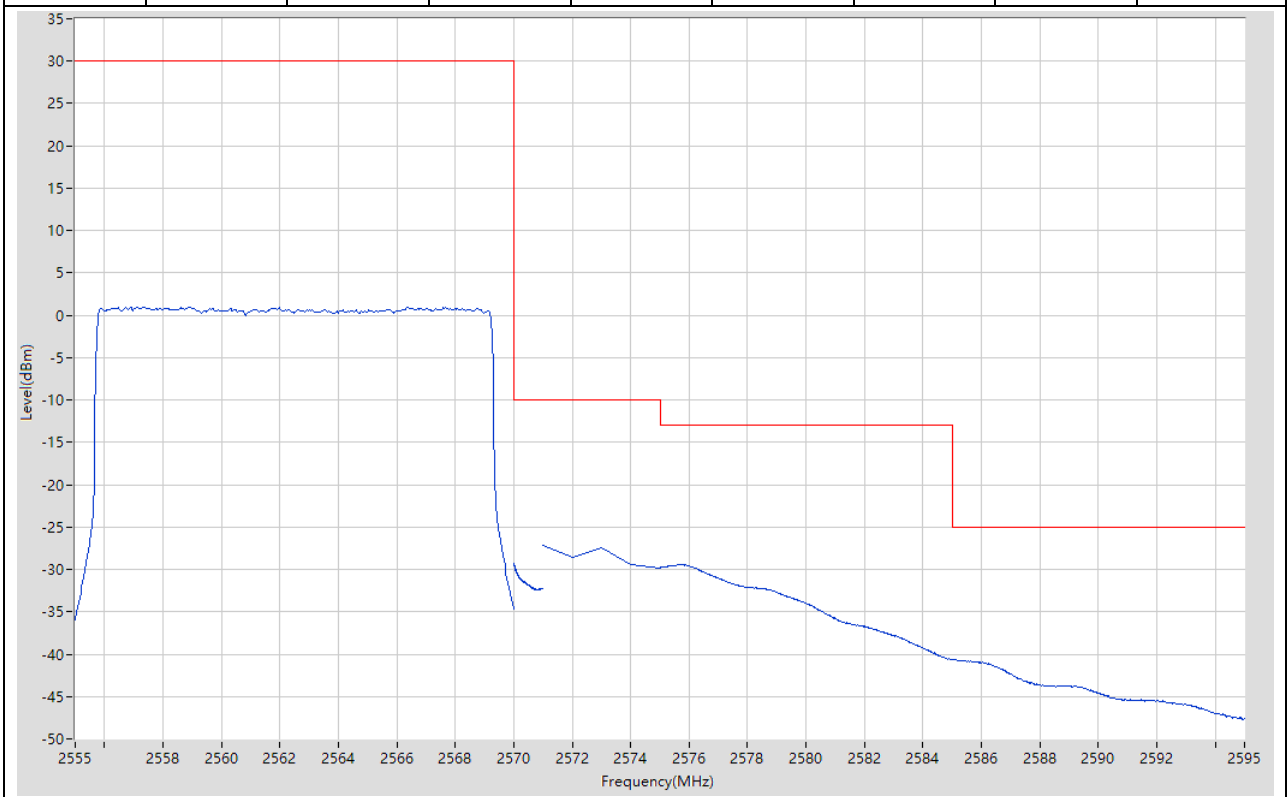
**11.21. LTE Band Edge\_Part22-24-27(NTNV)(Subtest:21, Channel:21375, Bandwidth:15, Modulation:QPSK, RB Number: 1, RB Position:HIGH)**

Start Frequency (MHz)	Stop Frequency (MHz)	RBW (MHz)	Detector	Frequency (MHz)	Power (dBm)	Limit (dBm)	Verdict	Sweep Point
2555	2570	0.1	RMS	2569.175	19.16	30	Pass	401
2570	2571	0.3	RMS	2570.008	-20.24	-10	Pass	401
2571	2575	1	RMS	2571	-40.42	-10	Pass	5
2575	2585	1	RMS	2575.525	-39.92	-13	Pass	401
2585	2595	1	RMS	2585.2	-47.9	-25	Pass	401



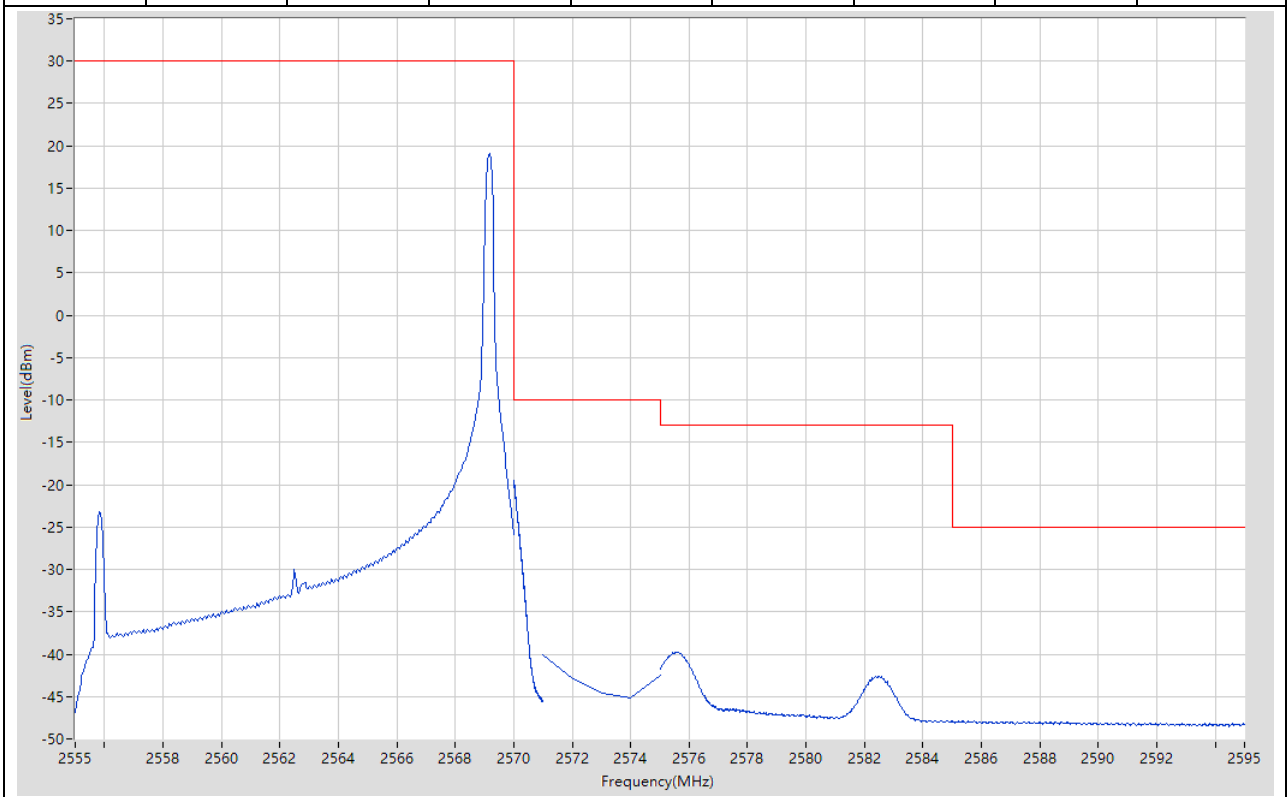
**11.22. LTE Band Edge\_Part22-24-27(NTNV)(Subtest:22, Channel:21375, Bandwidth:15, Modulation:QPSK, RB Number: 75, RB Position:HIGH)**

Start Frequency (MHz)	Stop Frequency (MHz)	RBW (MHz)	Detector	Frequency (MHz)	Power (dBm)	Limit (dBm)	Verdict	Sweep Point
2555	2570	0.1	RMS	2558.938	1	30	Pass	401
2570	2571	0.3	RMS	2570.003	-29.29	-10	Pass	401
2571	2575	1	RMS	2571	-27.18	-10	Pass	5
2575	2585	1	RMS	2575.775	-29.45	-13	Pass	401
2585	2595	1	RMS	2585.025	-40.63	-25	Pass	401



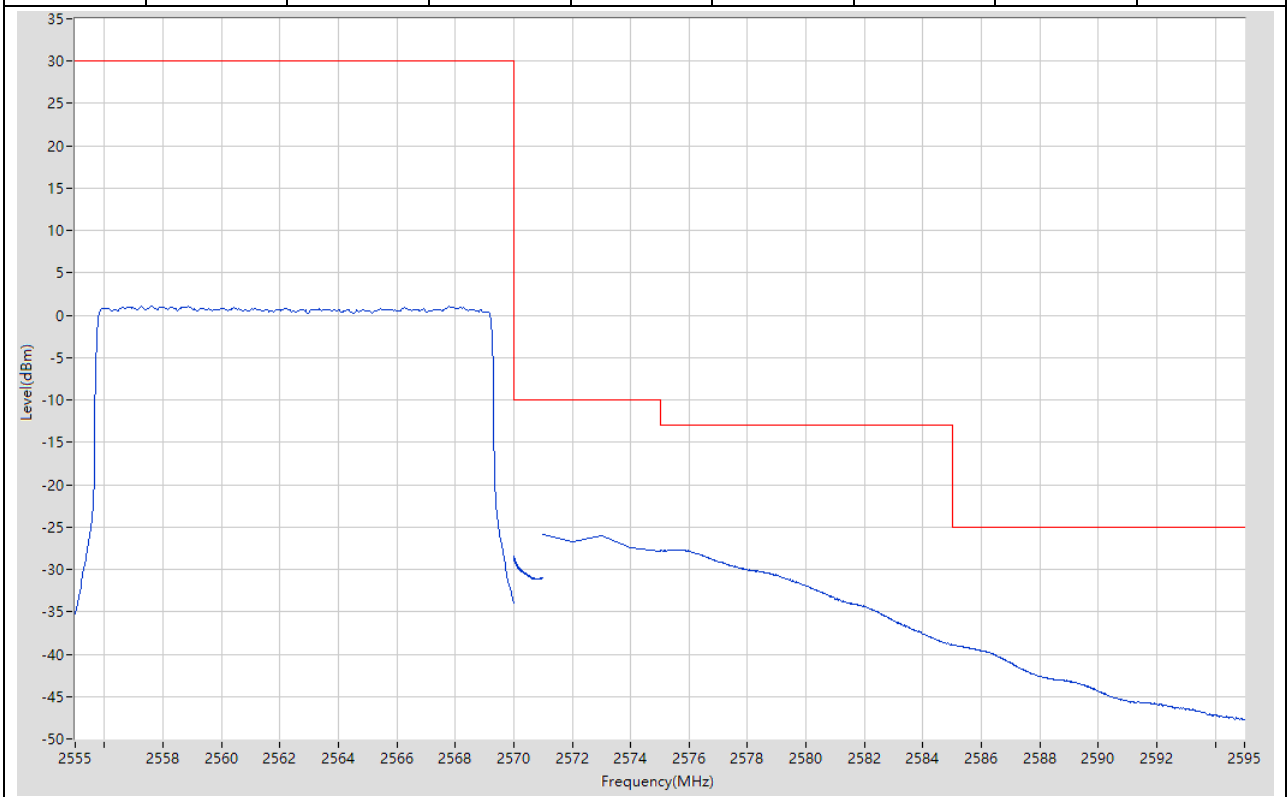
**11.23. LTE Band Edge\_Part22-24-27(NTNV)(Subtest:23, Channel:21375, Bandwidth:15, Modulation:Q16, RB Number: 1, RB Position:HIGH)**

Start Frequency (MHz)	Stop Frequency (MHz)	RBW (MHz)	Detector	Frequency (MHz)	Power (dBm)	Limit (dBm)	Verdict	Sweep Point
2555	2570	0.1	RMS	2569.175	19.06	30	Pass	401
2570	2571	0.3	RMS	2570.008	-19.49	-10	Pass	401
2571	2575	1	RMS	2571	-40.02	-10	Pass	5
2575	2585	1	RMS	2575.525	-39.79	-13	Pass	401
2585	2595	1	RMS	2585.55	-47.89	-25	Pass	401



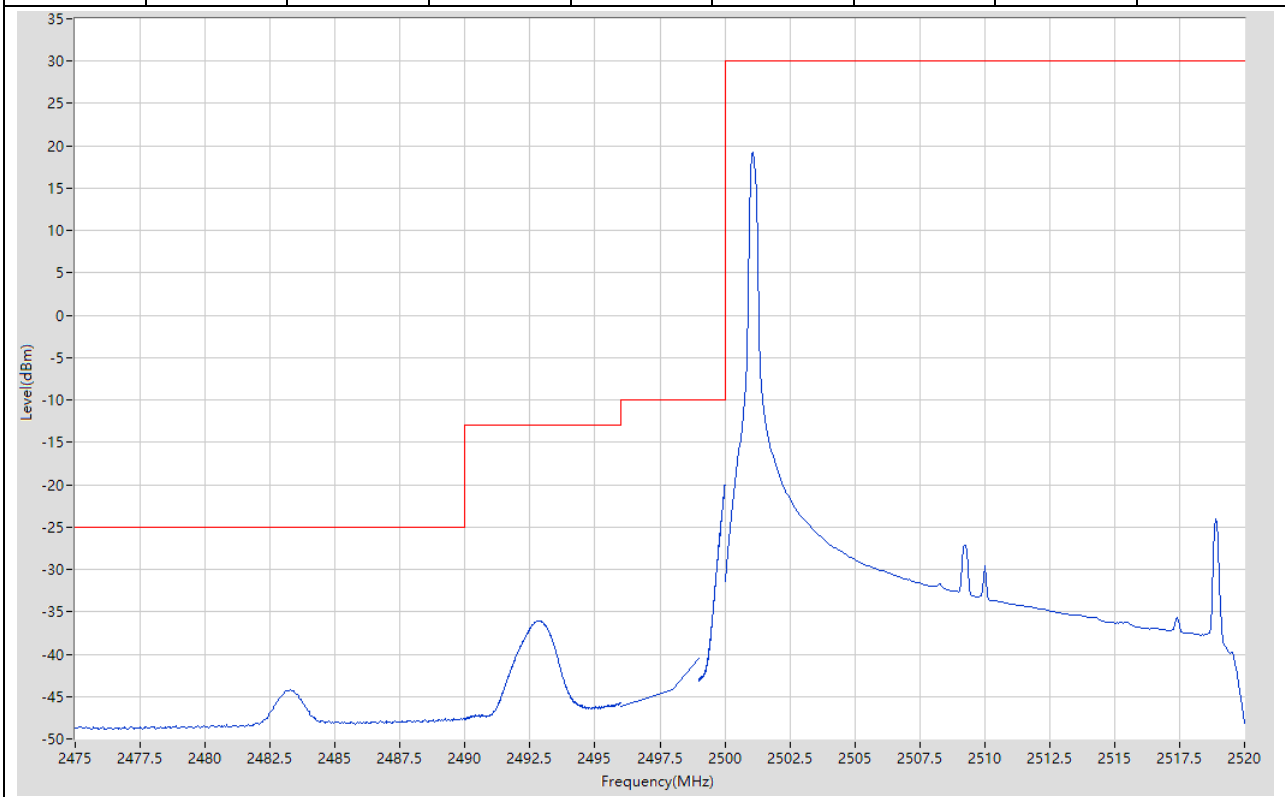
**11.24. LTE Band Edge\_Part22-24-27(NTNV)(Subtest:24, Channel:21375, Bandwidth:15, Modulation:Q16, RB Number: 75, RB Position:HIGH)**

Start Frequency (MHz)	Stop Frequency (MHz)	RBW (MHz)	Detector	Frequency (MHz)	Power (dBm)	Limit (dBm)	Verdict	Sweep Point
2555	2570	0.1	RMS	2557.25	1.08	30	Pass	401
2570	2571	0.3	RMS	2570	-28.39	-10	Pass	401
2571	2575	1	RMS	2571	-25.95	-10	Pass	5
2575	2585	1	RMS	2575.55	-27.67	-13	Pass	401
2585	2595	1	RMS	2585	-38.88	-25	Pass	401



**11.25. LTE Band Edge\_Part22-24-27(NTNV)(Subtest:25, Channel:20850, Bandwidth:20, Modulation:QPSK, RB Number: 1, RB Position:LOW)**

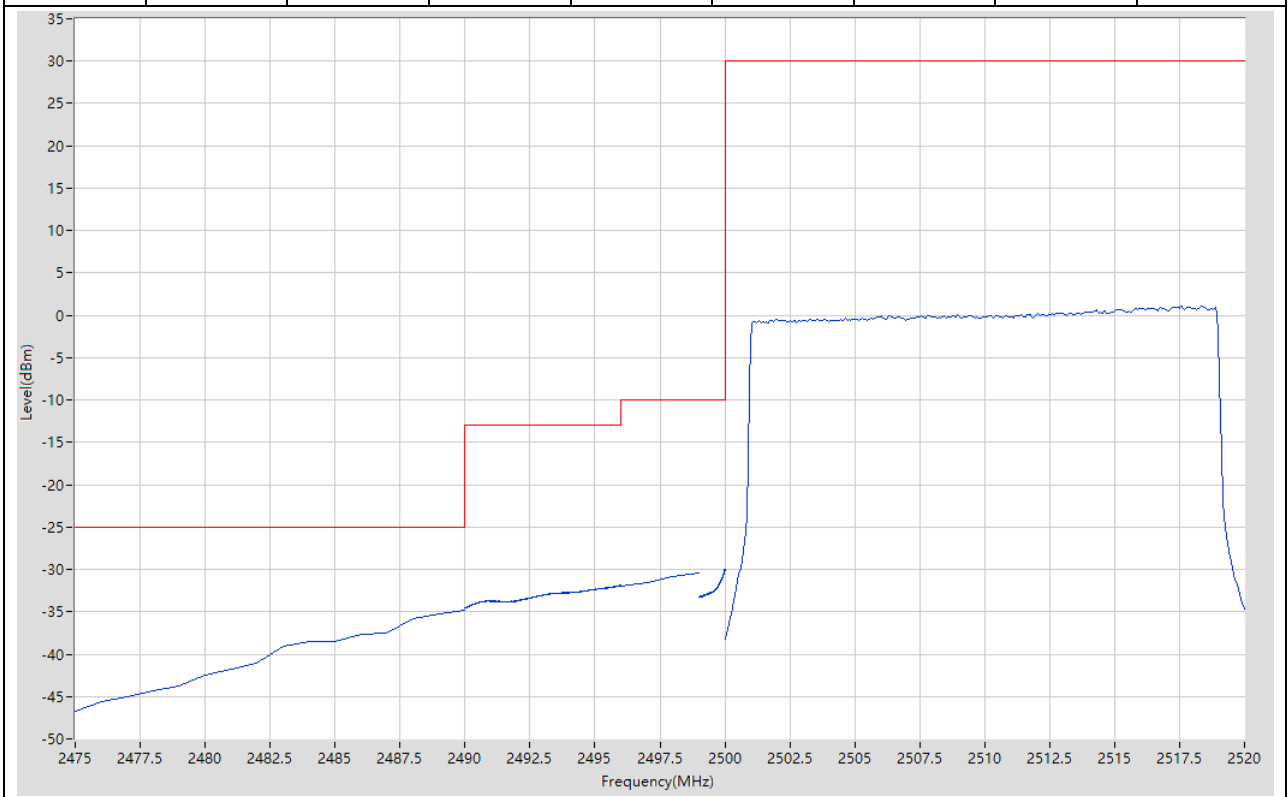
Start Frequency (MHz)	Stop Frequency (MHz)	RBW (MHz)	Detector	Frequency (MHz)	Power (dBm)	Limit (dBm)	Verdict	Sweep Point
2475	2490	1	RMS	2483.288	-44.21	-25	Pass	401
2490	2496	1	RMS	2492.85	-36.06	-13	Pass	401
2496	2499	1	RMS	2499	-40.52	-10	Pass	4
2499	2500	0.51	RMS	2500	-20.06	-10	Pass	401
2500	2520	0.1	RMS	2501.1	19.29	30	Pass	401





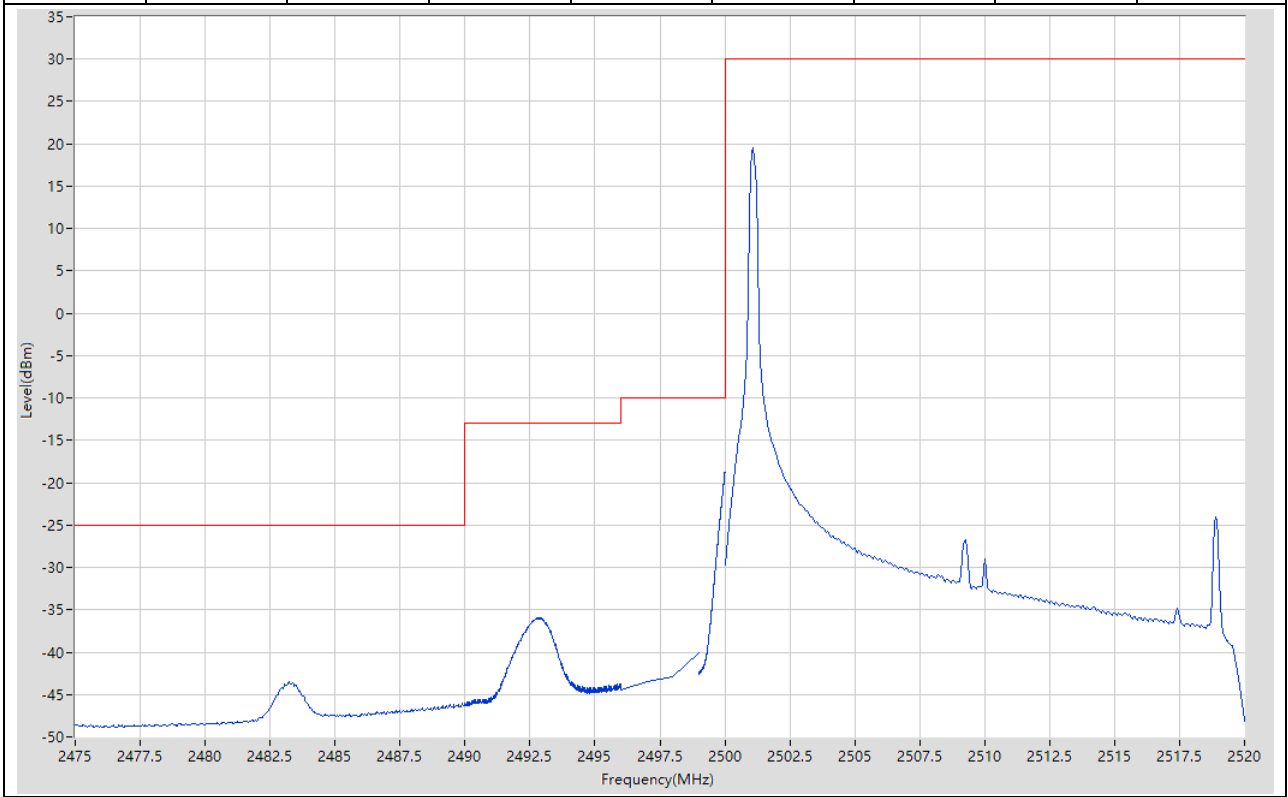
**11.26. LTE Band Edge\_Part22-24-27(NTNV)(Subtest:26, Channel:20850, Bandwidth:20, Modulation:QPSK, RB Number: 100, RB Position:LOW)**

Start Frequency (MHz)	Stop Frequency (MHz)	RBW (MHz)	Detector	Frequency (MHz)	Power (dBm)	Limit (dBm)	Verdict	Sweep Point
2475	2490	1	RMS	2490	-34.84	-25	Pass	16
2490	2496	1	RMS	2496	-31.88	-13	Pass	401
2496	2499	1	RMS	2499	-30.4	-10	Pass	4
2499	2500	0.51	RMS	2500	-30.02	-10	Pass	401
2500	2520	0.1	RMS	2517.6	1.06	30	Pass	401



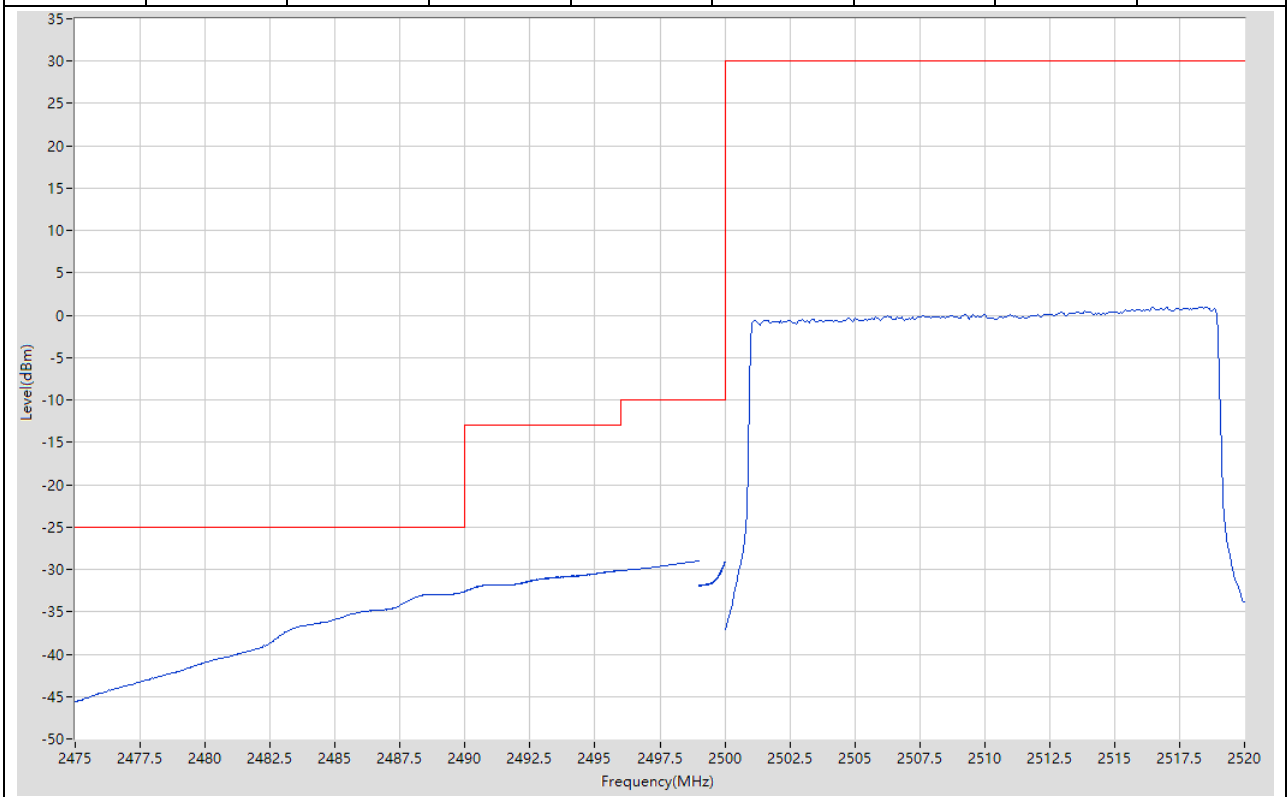
**11.27. LTE Band Edge\_Part22-24-27(NTNV)(Subtest:27, Channel:20850, Bandwidth:20, Modulation:Q16, RB Number: 1, RB Position:LOW)**

Start Frequency (MHz)	Stop Frequency (MHz)	RBW (MHz)	Detector	Frequency (MHz)	Power (dBm)	Limit (dBm)	Verdict	Sweep Point
2475	2490	1	RMS	2483.213	-43.49	-25	Pass	401
2490	2496	1	RMS	2492.82	-35.94	-13	Pass	401
2496	2499	1	RMS	2499	-40	-10	Pass	4
2499	2500	0.51	RMS	2500	-18.72	-10	Pass	401
2500	2520	0.1	RMS	2501.1	19.5	30	Pass	401



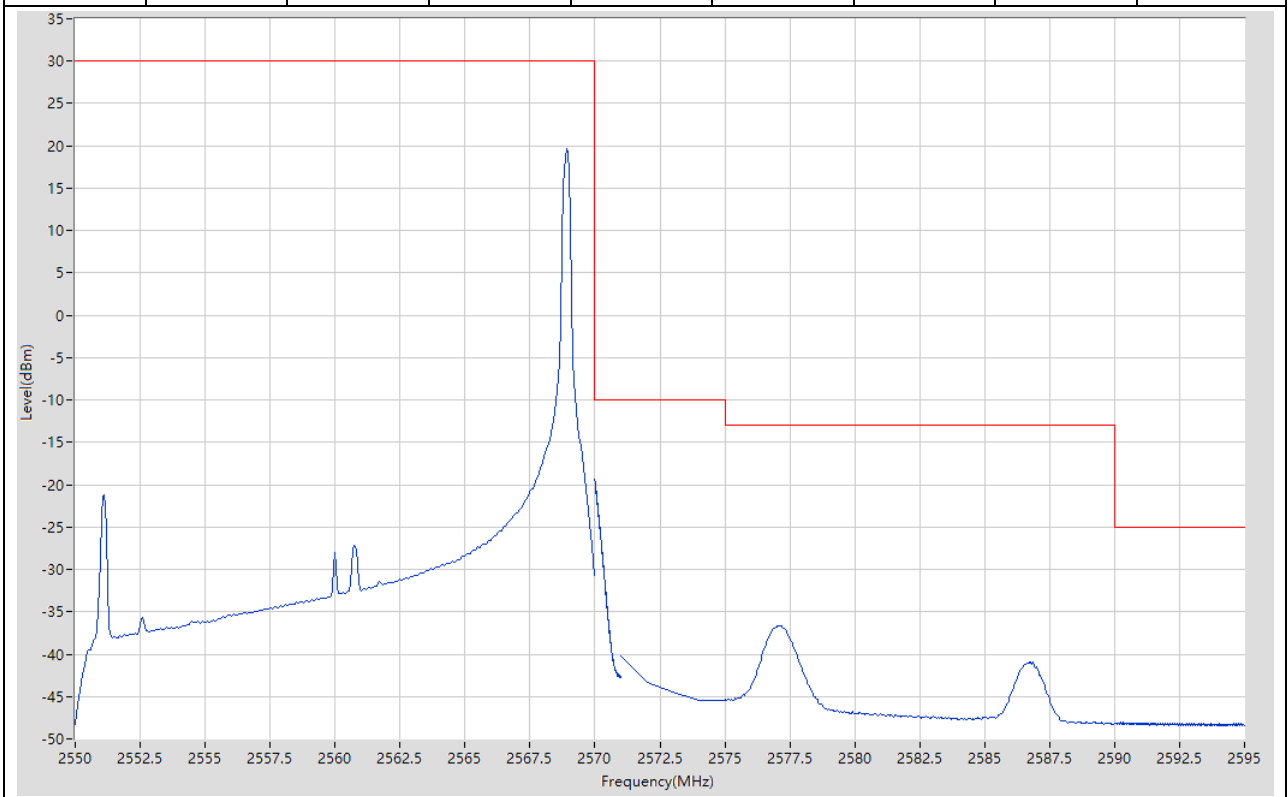
**11.28. LTE Band Edge\_Part22-24-27(NTNV)(Subtest:28, Channel:20850, Bandwidth:20, Modulation:Q16, RB Number: 100, RB Position:LOW)**

Start Frequency (MHz)	Stop Frequency (MHz)	RBW (MHz)	Detector	Frequency (MHz)	Power (dBm)	Limit (dBm)	Verdict	Sweep Point
2475	2490	1	RMS	2490	-32.54	-25	Pass	401
2490	2496	1	RMS	2495.97	-30.11	-13	Pass	401
2496	2499	1	RMS	2499	-29.05	-10	Pass	4
2499	2500	0.51	RMS	2499.998	-29.07	-10	Pass	401
2500	2520	0.1	RMS	2518.4	1	30	Pass	401



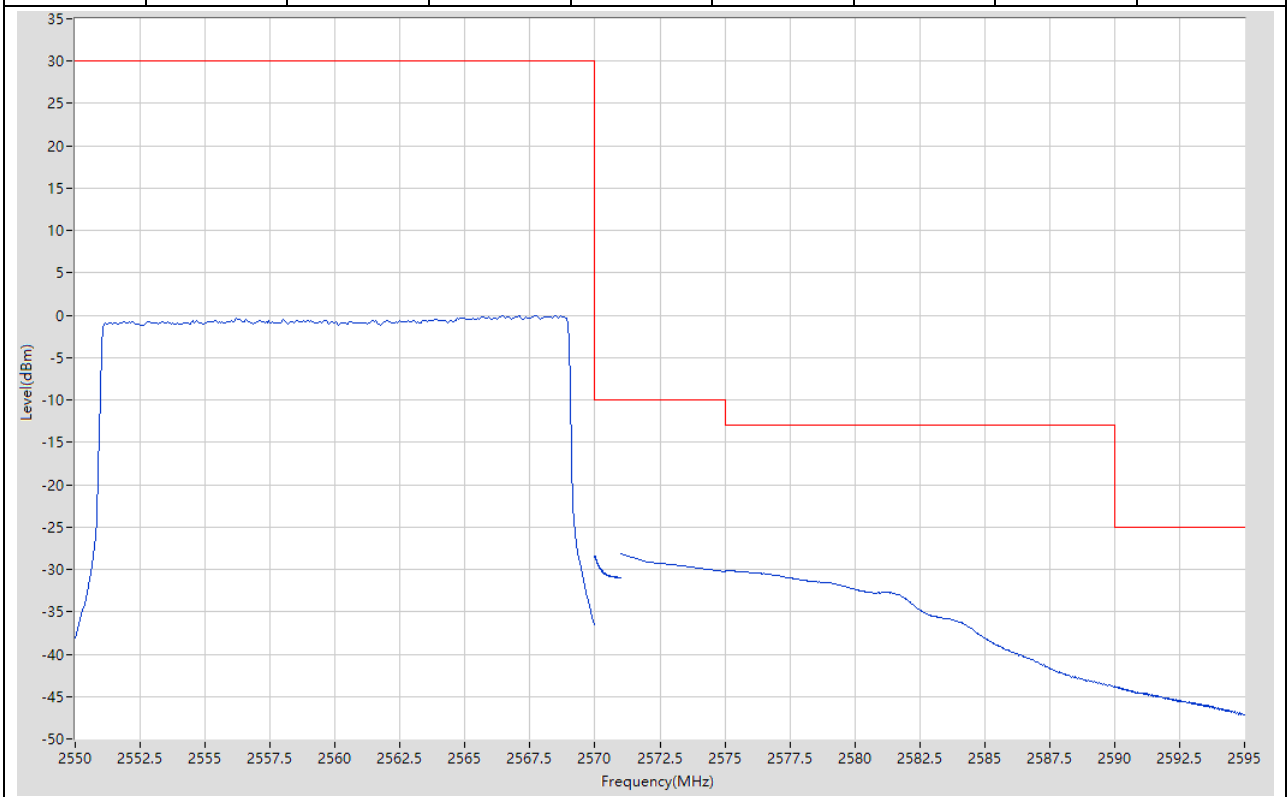
**11.29. LTE Band Edge\_Part22-24-27(NTNV)(Subtest:29, Channel:21350, Bandwidth:20, Modulation:QPSK, RB Number: 1, RB Position:HIGH)**

Start Frequency (MHz)	Stop Frequency (MHz)	RBW (MHz)	Detector	Frequency (MHz)	Power (dBm)	Limit (dBm)	Verdict	Sweep Point
2550	2570	0.1	RMS	2568.9	19.67	30	Pass	401
2570	2571	0.51	RMS	2570	-19.3	-10	Pass	401
2571	2575	1	RMS	2571	-40.18	-10	Pass	5
2575	2590	1	RMS	2577.063	-36.62	-13	Pass	401
2590	2595	1	RMS	2590.25	-48.06	-25	Pass	401



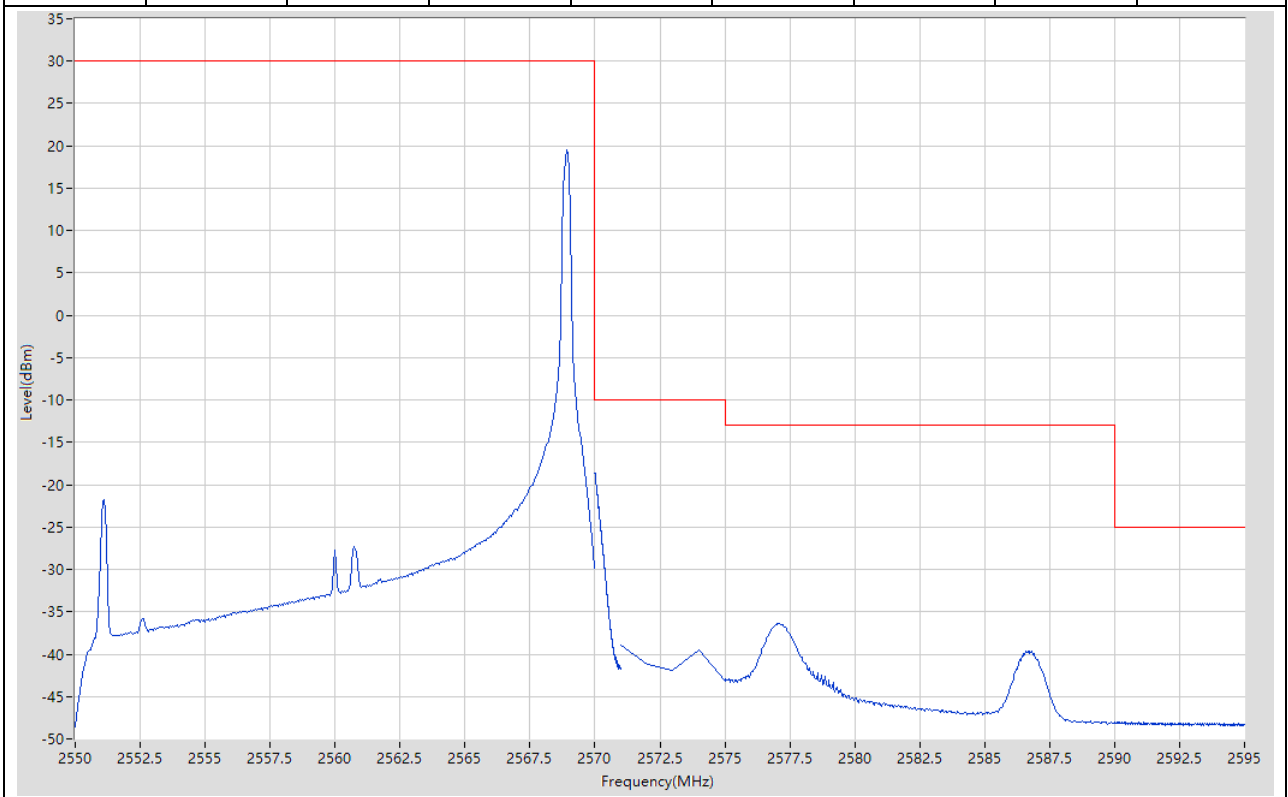
**11.30. LTE Band Edge\_Part22-24-27(NTNV)(Subtest:30, Channel:21350, Bandwidth:20, Modulation:QPSK, RB Number: 100, RB Position:HIGH)**

Start Frequency (MHz)	Stop Frequency (MHz)	RBW (MHz)	Detector	Frequency (MHz)	Power (dBm)	Limit (dBm)	Verdict	Sweep Point
2550	2570	0.1	RMS	2568.5	0	30	Pass	401
2570	2571	0.51	RMS	2570	-28.44	-10	Pass	401
2571	2575	1	RMS	2571	-28.2	-10	Pass	5
2575	2590	1	RMS	2575	-30.14	-13	Pass	401
2590	2595	1	RMS	2590.025	-43.81	-25	Pass	401



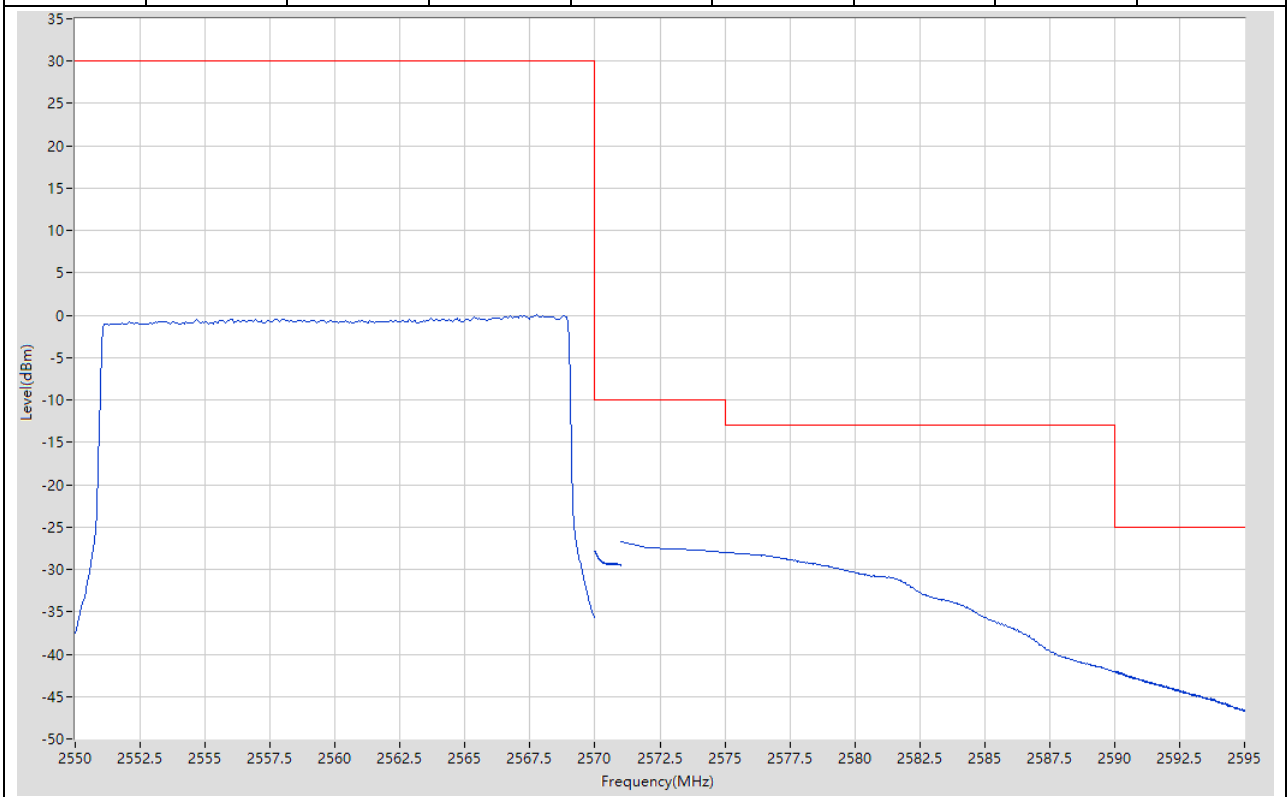
**11.31. LTE Band Edge\_Part22-24-27(NTNV)(Subtest:31, Channel:21350, Bandwidth:20, Modulation:Q16, RB Number: 1, RB Position:HIGH)**

Start Frequency (MHz)	Stop Frequency (MHz)	RBW (MHz)	Detector	Frequency (MHz)	Power (dBm)	Limit (dBm)	Verdict	Sweep Point
2550	2570	0.1	RMS	2568.9	19.55	30	Pass	401
2570	2571	0.51	RMS	2570.008	-18.65	-10	Pass	401
2571	2575	1	RMS	2571	-38.99	-10	Pass	5
2575	2590	1	RMS	2577.1	-36.39	-13	Pass	401
2590	2595	1	RMS	2590	-48.04	-25	Pass	401



**11.32. LTE Band Edge\_Part22-24-27(NTNV)(Subtest:32, Channel:21350, Bandwidth:20, Modulation:Q16, RB Number: 100, RB Position:HIGH)**

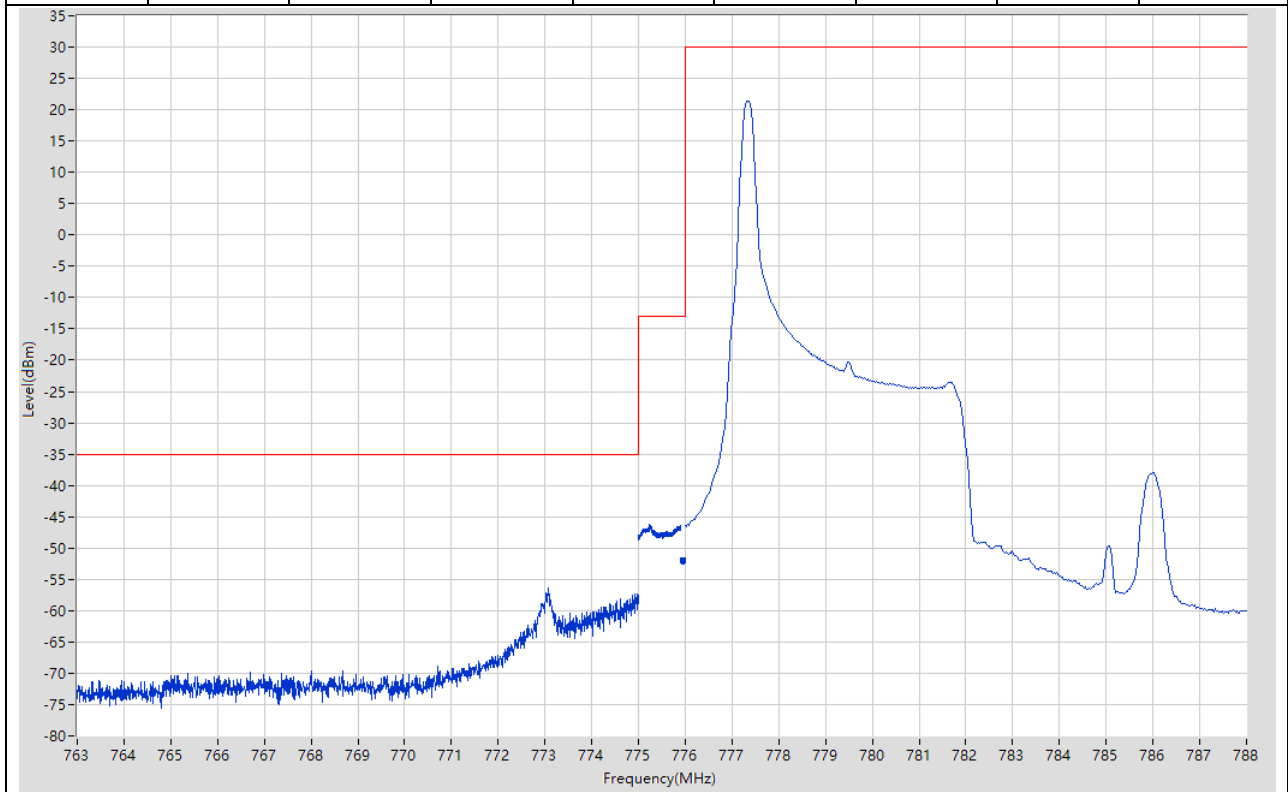
Start Frequency (MHz)	Stop Frequency (MHz)	RBW (MHz)	Detector	Frequency (MHz)	Power (dBm)	Limit (dBm)	Verdict	Sweep Point
2550	2570	0.1	RMS	2567.75	0.08	30	Pass	401
2570	2571	0.51	RMS	2570	-27.79	-10	Pass	401
2571	2575	1	RMS	2571	-26.69	-10	Pass	5
2575	2590	1	RMS	2575.038	-27.96	-13	Pass	401
2590	2595	1	RMS	2590.025	-42.03	-25	Pass	401



## 12. LTE\_Band13

### 12.1. LTE Band Edge\_Part22-24-27(NTNV)(Subtest:1, Channel:23205, Bandwidth:5, Modulation:QPSK, RB Number: 1, RB Position:LOW)

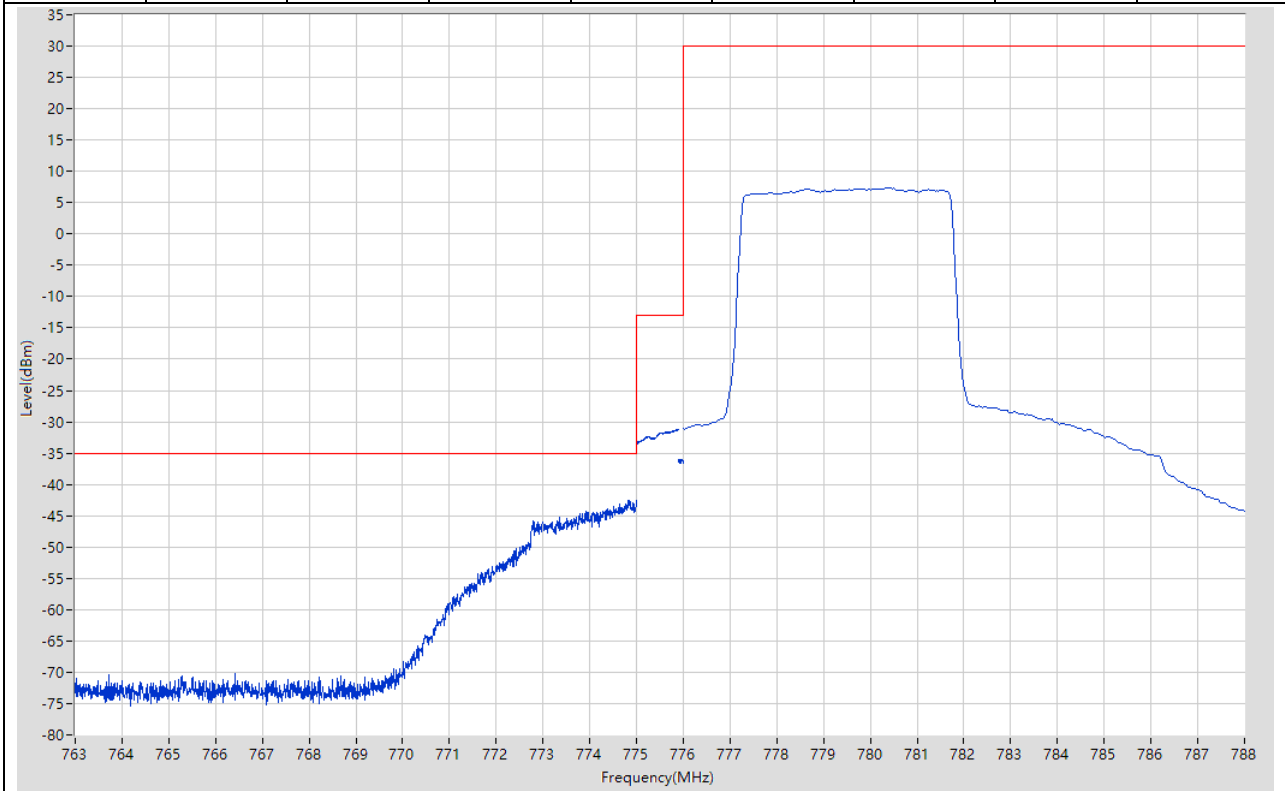
Start Frequency (MHz)	Stop Frequency (MHz)	RBW (MHz)	Detector	Frequency (MHz)	Power (dBm)	Limit (dBm)	Verdict	Sweep Point
763	775	0.01	RMS	773.06	-56.45	-35	Pass	1201
775	775.9	0.1	RMS	775.239	-46.26	-13	Pass	401
775.9	776	0.03	RMS	775.996	-51.51	-13	Pass	401
776	788	0.1	RMS	777.32	21.31	30	Pass	401





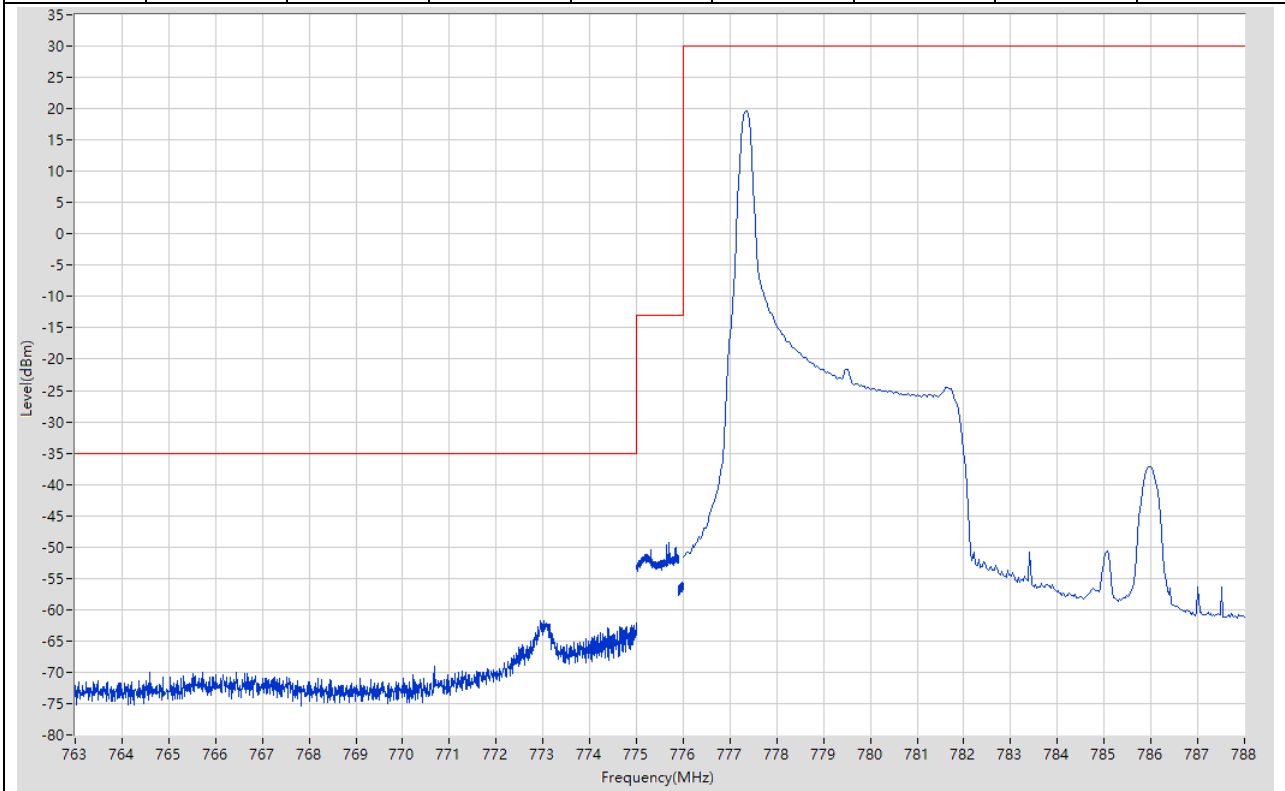
**12.2. LTE Band Edge\_Part22-24-27(NTNV)(Subtest:2, Channel:23205, Bandwidth:5, Modulation:QPSK, RB Number: 25, RB Position:LOW)**

Start Frequency (MHz)	Stop Frequency (MHz)	RBW (MHz)	Detector	Frequency (MHz)	Power (dBm)	Limit (dBm)	Verdict	Sweep Point
763	775	0.01	RMS	774.83	-42.52	-35	Pass	1201
775	775.9	0.1	RMS	775.896	-31.22	-13	Pass	401
775.9	776	0.03	RMS	775.913	-36.03	-13	Pass	401
776	788	0.1	RMS	780.38	7.35	30	Pass	401



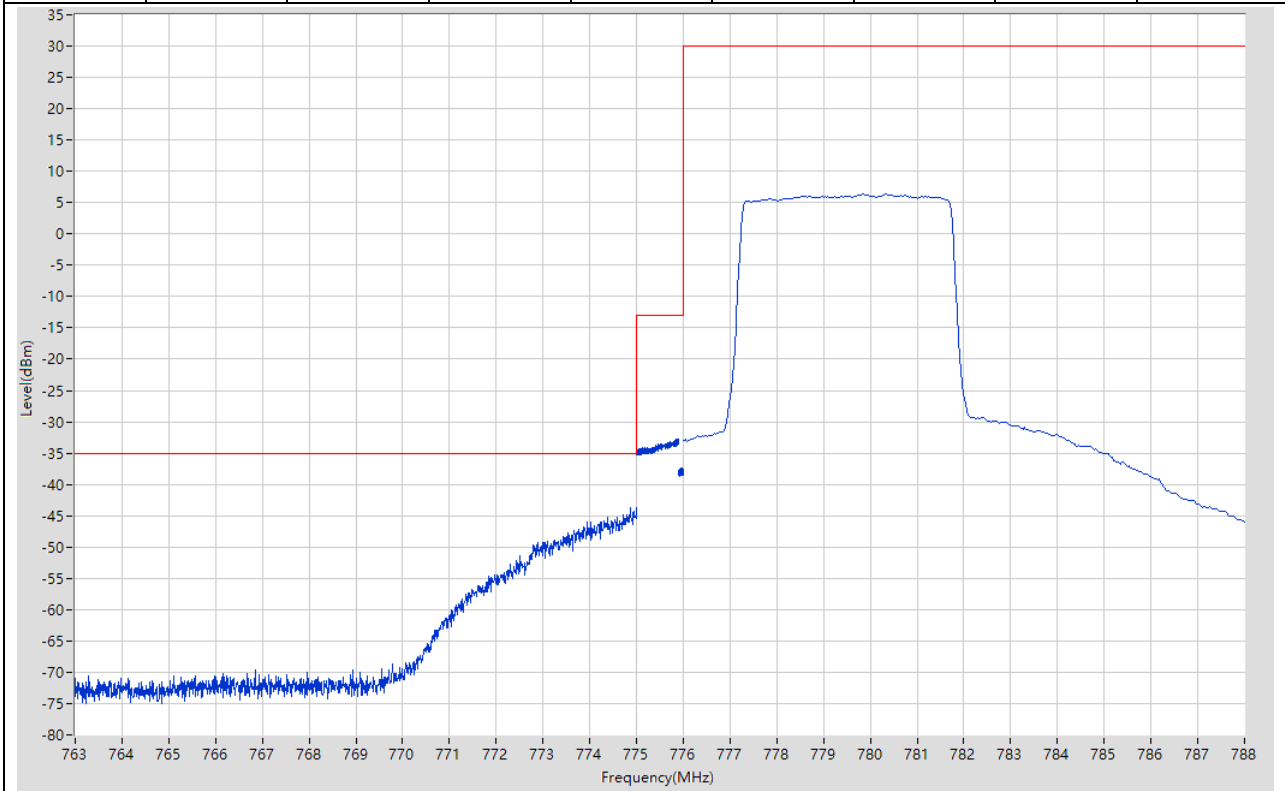
**12.3. LTE Band Edge\_Part22-24-27(NTNV)(Subtest:3, Channel:23205, Bandwidth:5, Modulation:Q16, RB Number: 1, RB Position:LOW)**

Start Frequency (MHz)	Stop Frequency (MHz)	RBW (MHz)	Detector	Frequency (MHz)	Power (dBm)	Limit (dBm)	Verdict	Sweep Point
763	775	0.01	RMS	772.95	-61.78	-35	Pass	1201
775	775.9	0.1	RMS	775.704	-49.37	-13	Pass	401
775.9	776	0.03	RMS	775.97	-55.67	-13	Pass	401
776	788	0.1	RMS	777.35	19.55	30	Pass	401



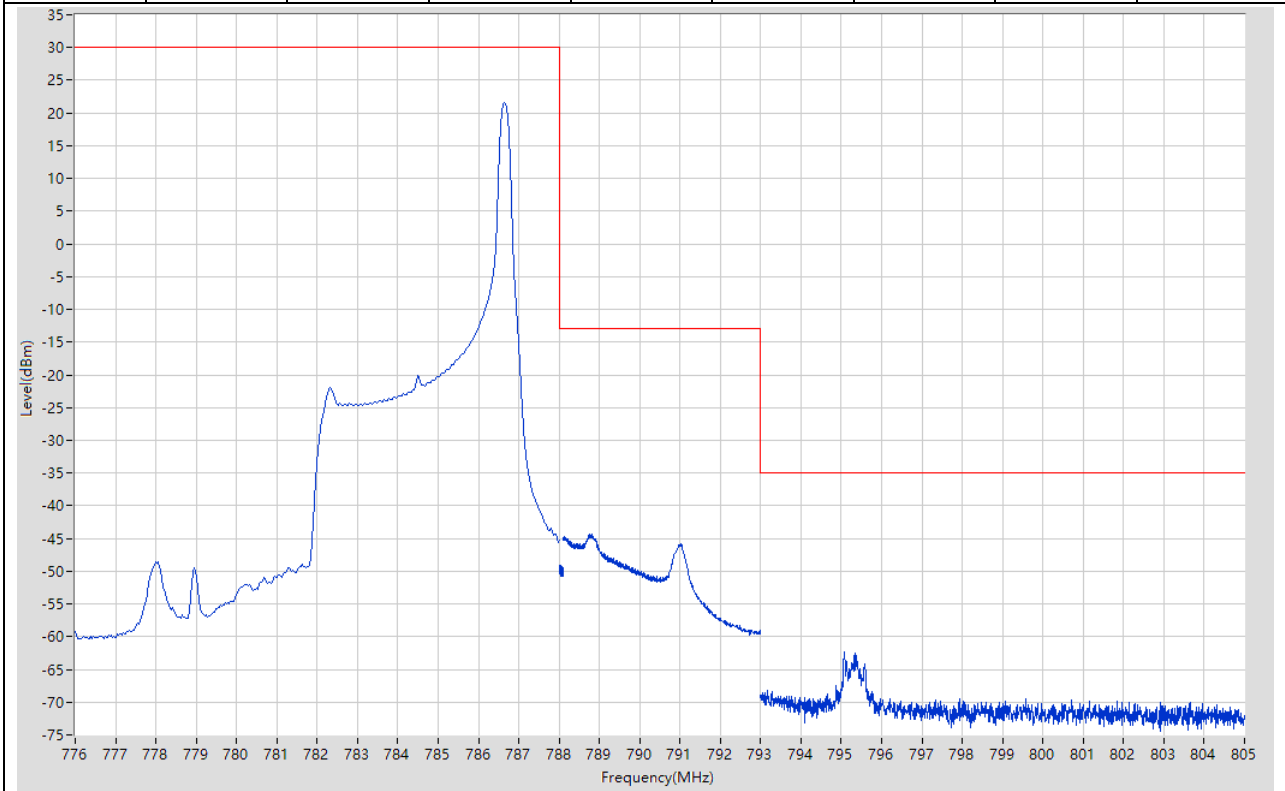
**12.4. LTE Band Edge\_Part22-24-27(NTNV)(Subtest:4, Channel:23205, Bandwidth:5, Modulation:Q16, RB Number: 25, RB Position:LOW)**

Start Frequency (MHz)	Stop Frequency (MHz)	RBW (MHz)	Detector	Frequency (MHz)	Power (dBm)	Limit (dBm)	Verdict	Sweep Point
763	775	0.01	RMS	774.86	-43.67	-35	Pass	1201
775	775.9	0.1	RMS	775.896	-32.69	-13	Pass	401
775.9	776	0.03	RMS	775.958	-37.36	-13	Pass	401
776	788	0.1	RMS	780.32	6.34	30	Pass	401



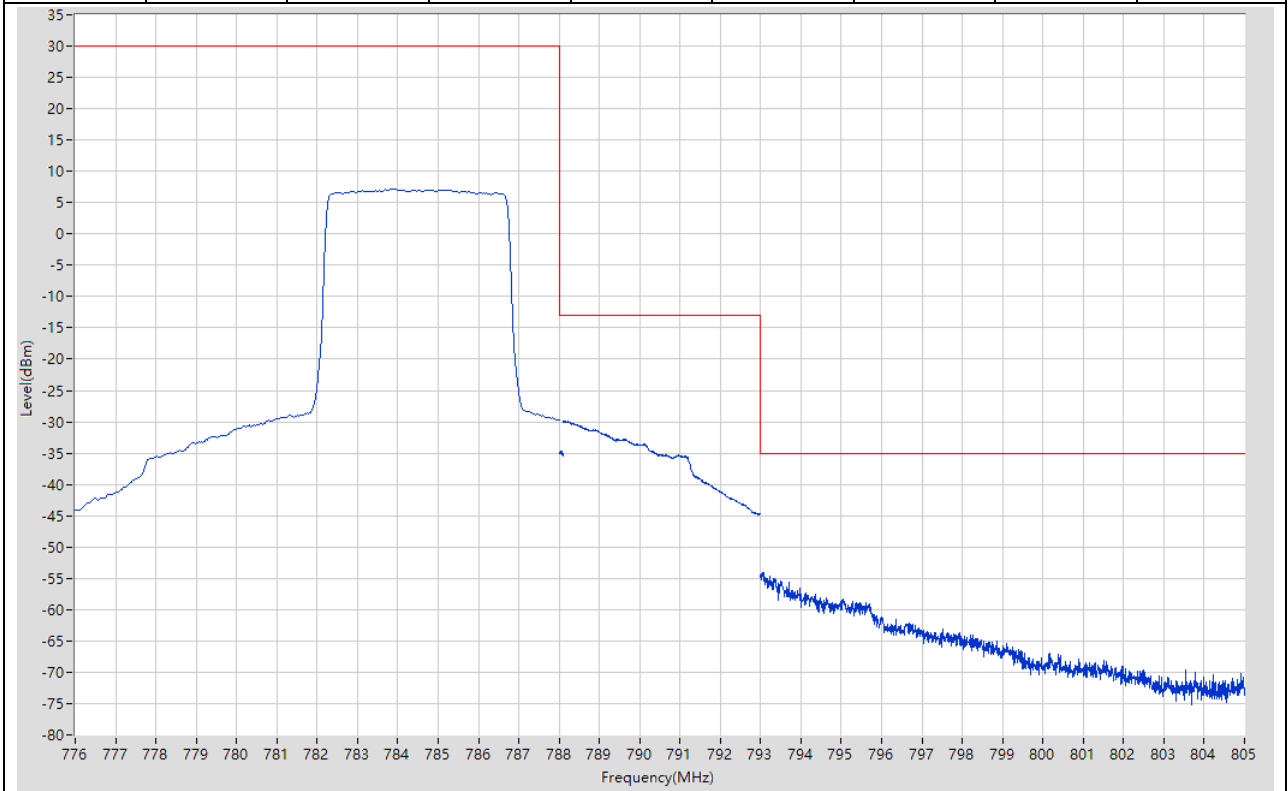
**12.5. LTE Band Edge\_Part22-24-27(NTNV)(Subtest:5, Channel:23255, Bandwidth:5, Modulation:QPSK, RB Number: 1, RB Position:HIGH)**

Start Frequency (MHz)	Stop Frequency (MHz)	RBW (MHz)	Detector	Frequency (MHz)	Power (dBm)	Limit (dBm)	Verdict	Sweep Point
776	788	0.1	RMS	786.65	21.61	30	Pass	401
788	788.1	0.03	RMS	788.05	-49.15	-13	Pass	401
788.1	793	0.1	RMS	788.762	-44.32	-13	Pass	401
793	805	0.01	RMS	795.07	-62.37	-35	Pass	1201



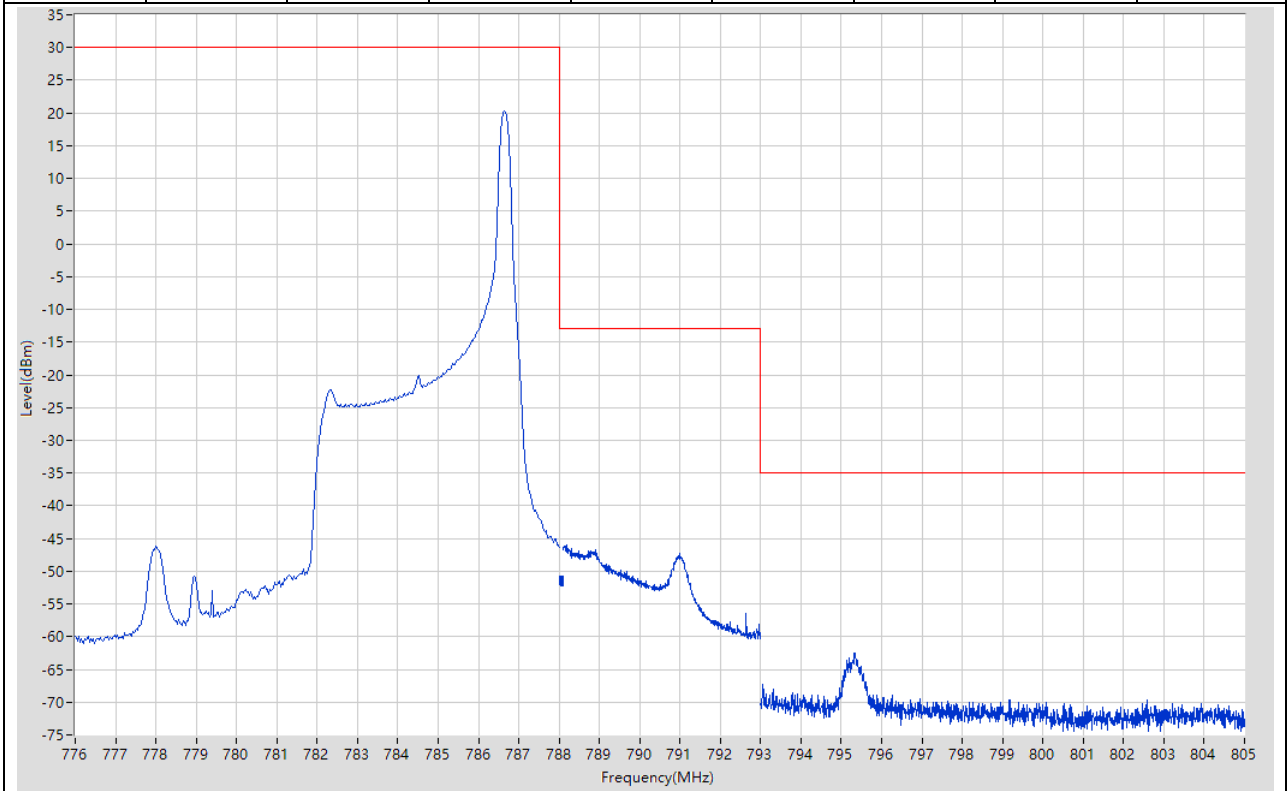
**12.6. LTE Band Edge\_Part22-24-27(NTNV)(Subtest:6, Channel:23255, Bandwidth:5, Modulation:QPSK, RB Number: 25, RB Position:LOW)**

Start Frequency (MHz)	Stop Frequency (MHz)	RBW (MHz)	Detector	Frequency (MHz)	Power (dBm)	Limit (dBm)	Verdict	Sweep Point
776	788	0.1	RMS	783.89	7.2	30	Pass	401
788	788.1	0.03	RMS	788.067	-34.65	-13	Pass	401
788.1	793	0.1	RMS	788.223	-29.85	-13	Pass	401
793	805	0.01	RMS	793.09	-54.05	-35	Pass	1201



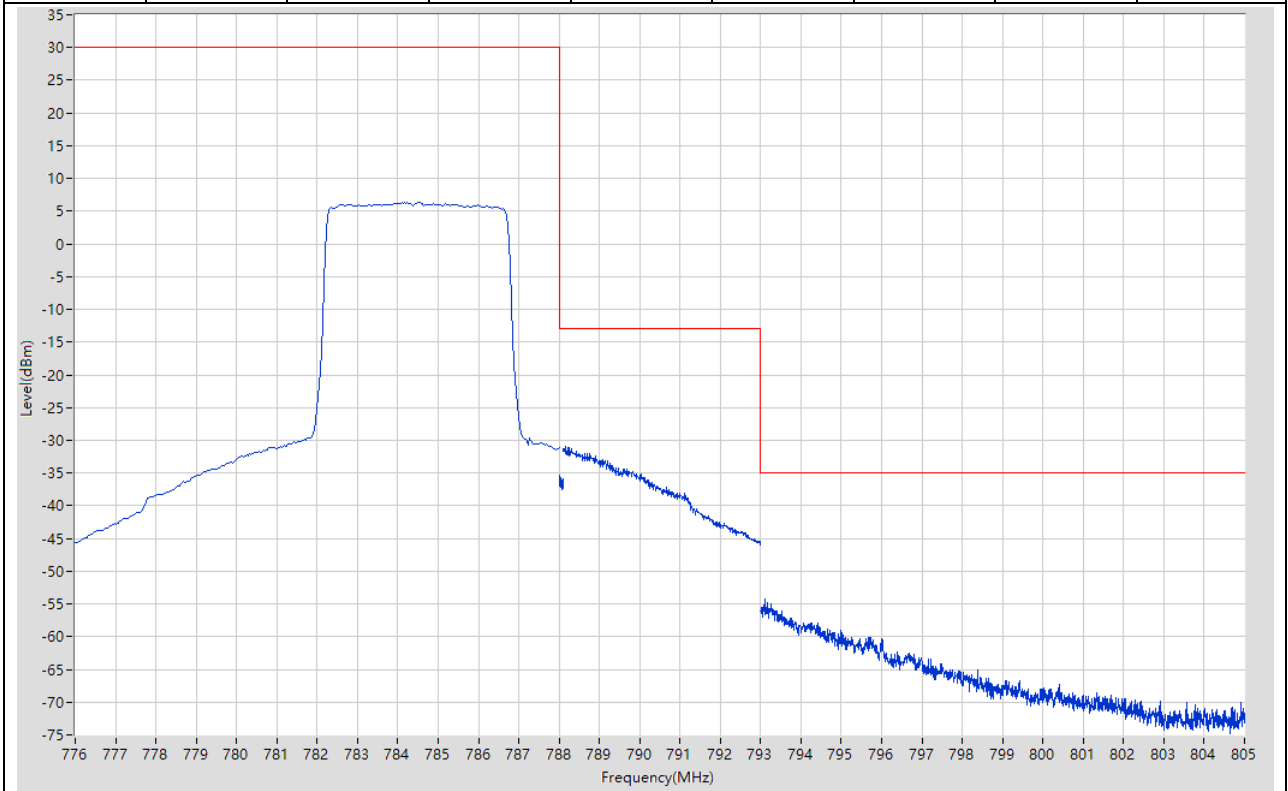
**12.7. LTE Band Edge\_Part22-24-27(NTNV)(Subtest:7, Channel:23255, Bandwidth:5, Modulation:Q16, RB Number: 1, RB Position:HIGH)**

Start Frequency (MHz)	Stop Frequency (MHz)	RBW (MHz)	Detector	Frequency (MHz)	Power (dBm)	Limit (dBm)	Verdict	Sweep Point
776	788	0.1	RMS	786.65	20.28	30	Pass	401
788	788.1	0.03	RMS	788.014	-50.71	-13	Pass	401
788.1	793	0.1	RMS	788.198	-45.92	-13	Pass	401
793	805	0.01	RMS	795.33	-62.52	-35	Pass	1201



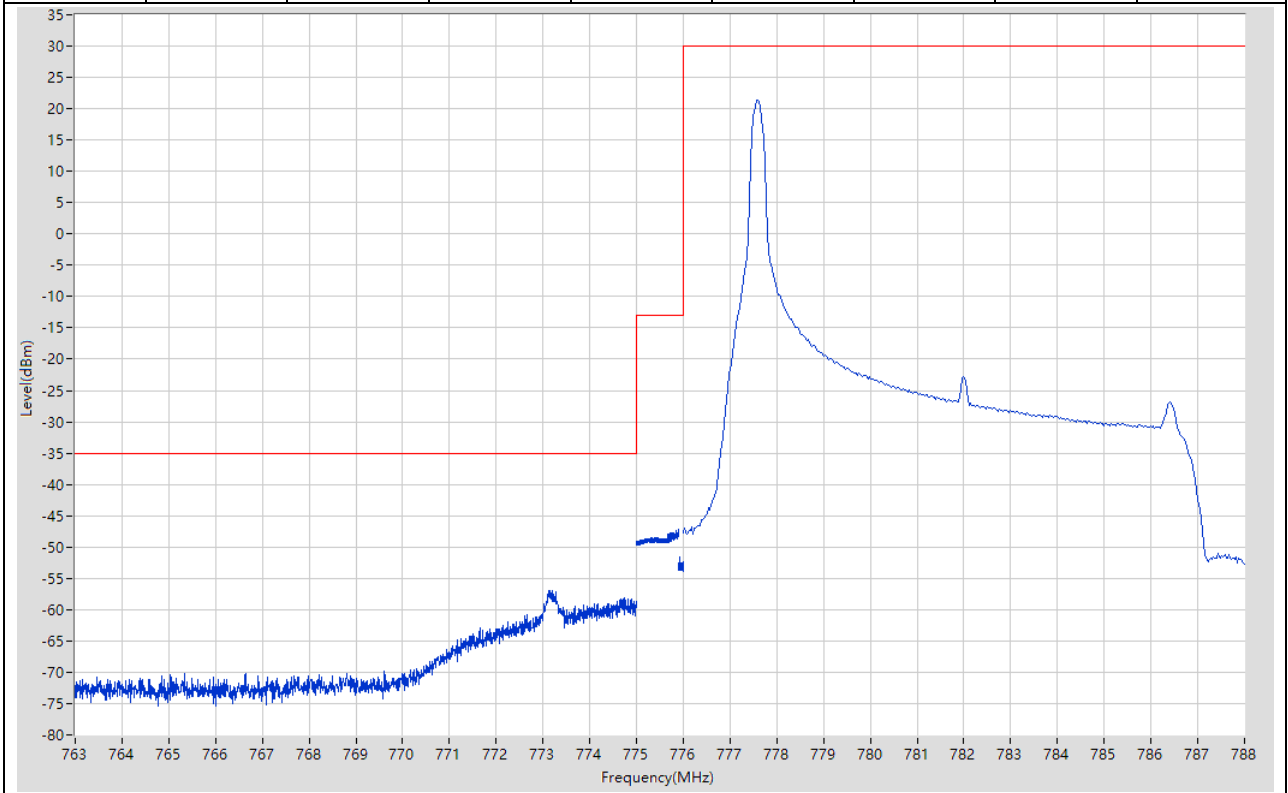
**12.8. LTE Band Edge\_Part22-24-27(NTNV)(Subtest:8, Channel:23255, Bandwidth:5, Modulation:Q16, RB Number: 25, RB Position:LOW)**

Start Frequency (MHz)	Stop Frequency (MHz)	RBW (MHz)	Detector	Frequency (MHz)	Power (dBm)	Limit (dBm)	Verdict	Sweep Point
776	788	0.1	RMS	784.1	6.31	30	Pass	401
788	788.1	0.03	RMS	788.012	-35.4	-13	Pass	401
788.1	793	0.1	RMS	788.161	-30.95	-13	Pass	401
793	805	0.01	RMS	793.1	-54.17	-35	Pass	1201



**12.9. LTE Band Edge\_Part22-24-27(NTNV)(Subtest:9, Channel:23230, Bandwidth:10, Modulation:QPSK, RB Number: 1, RB Position:LOW)**

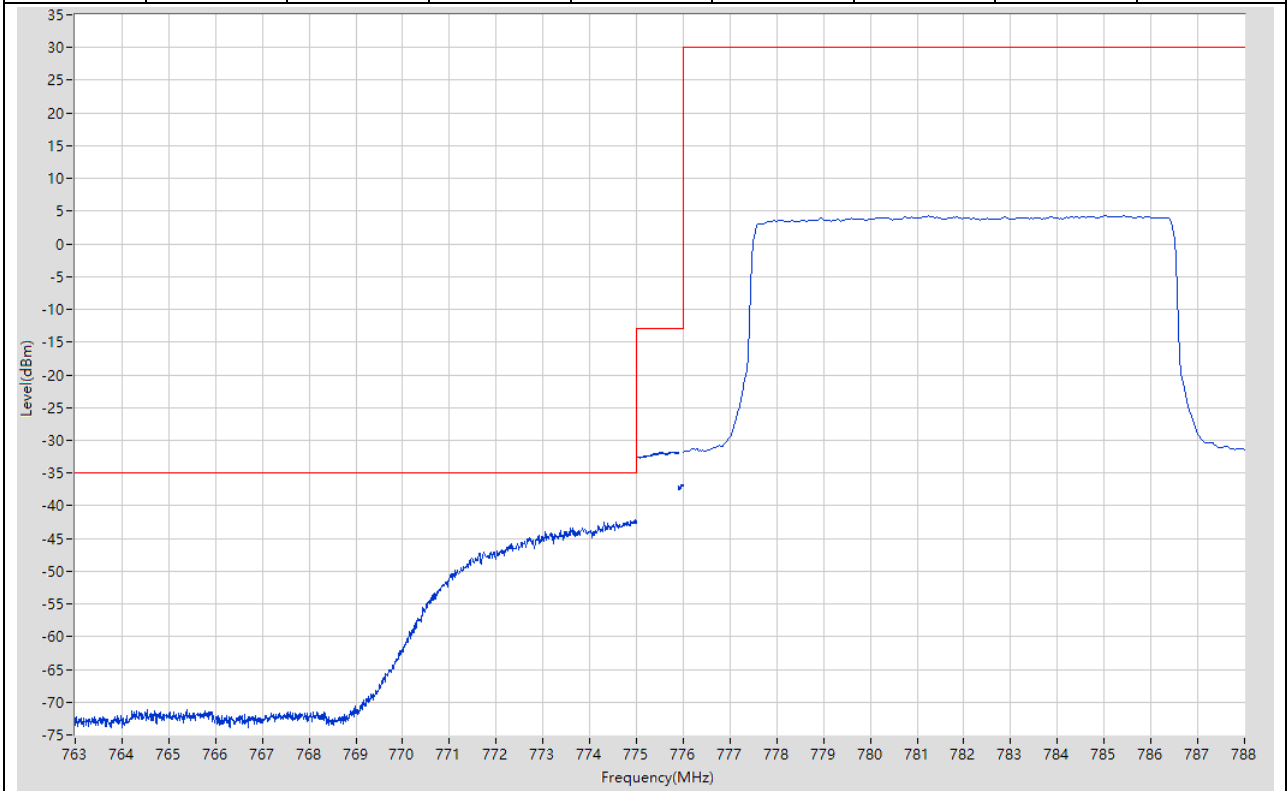
Start Frequency (MHz)	Stop Frequency (MHz)	RBW (MHz)	Detector	Frequency (MHz)	Power (dBm)	Limit (dBm)	Verdict	Sweep Point
763	775	0.01	RMS	773.15	-56.87	-35	Pass	1201
775	775.9	0.1	RMS	775.893	-47.24	-13	Pass	401
775.9	776	0.03	RMS	775.924	-51.65	-13	Pass	401
776	788	0.1	RMS	777.59	21.41	30	Pass	401





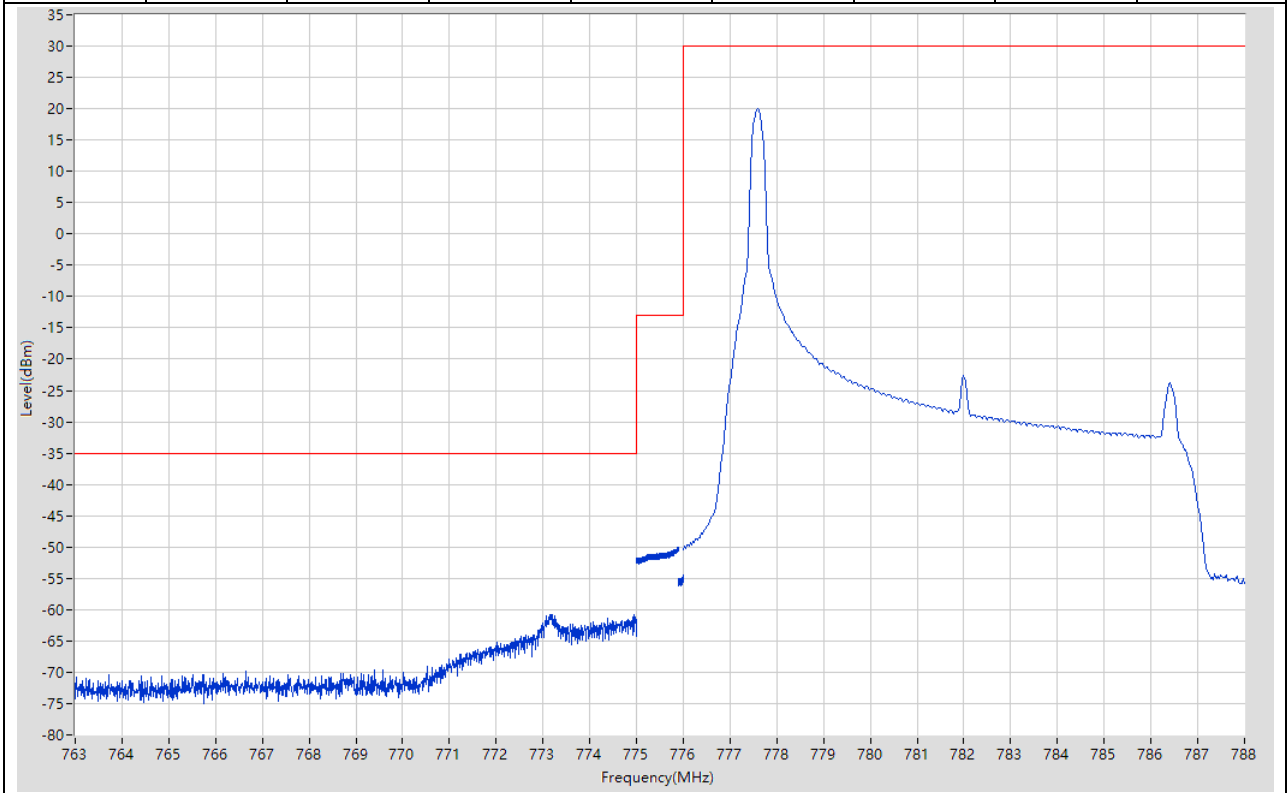
**12.10. LTE Band Edge\_Part22-24-27(NTNV)(Subtest:10, Channel:23230, Bandwidth:10, Modulation:QPSK, RB Number: 50, RB Position:LOW)**

Start Frequency (MHz)	Stop Frequency (MHz)	RBW (MHz)	Detector	Frequency (MHz)	Power (dBm)	Limit (dBm)	Verdict	Sweep Point
763	775	0.01	RMS	774.97	-42.18	-35	Pass	1201
775	775.9	0.1	RMS	775.767	-31.79	-13	Pass	401
775.9	776	0.03	RMS	775.981	-36.77	-13	Pass	401
776	788	0.1	RMS	785	4.33	30	Pass	401



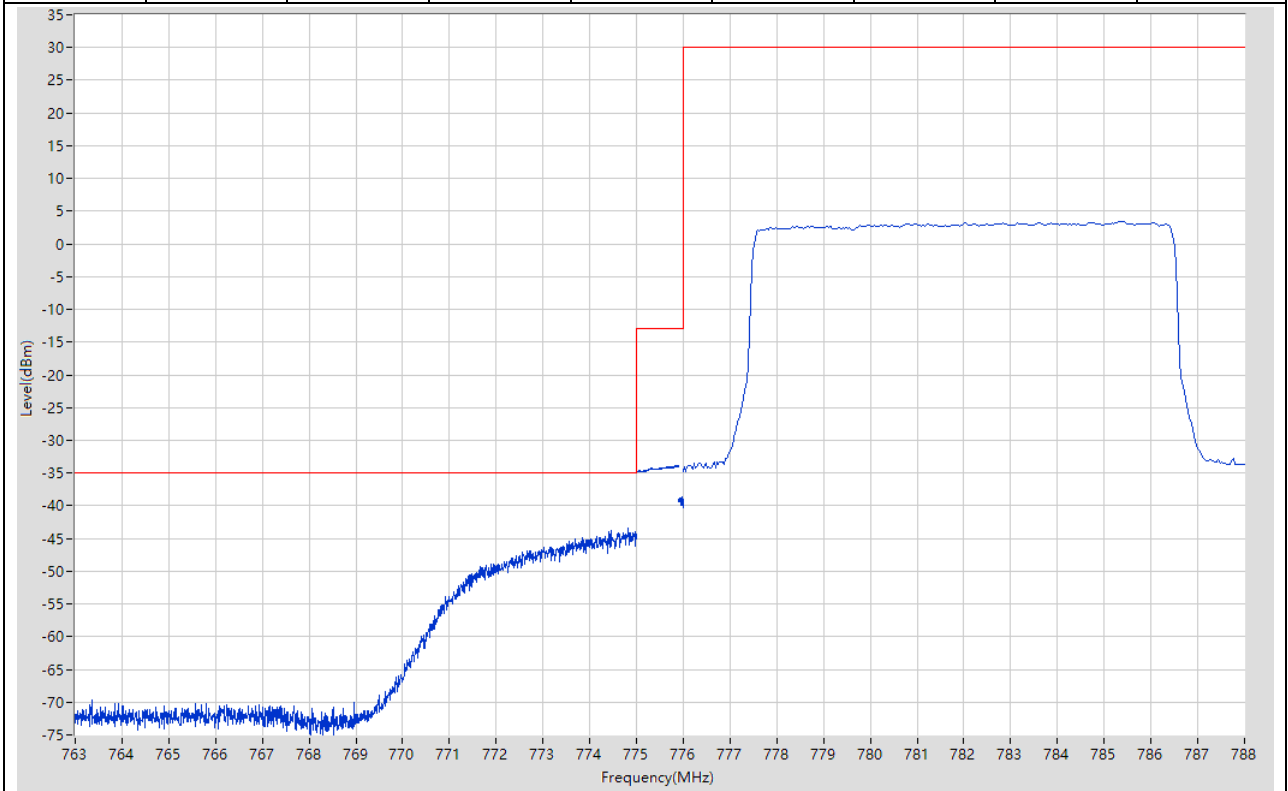
**12.11. LTE Band Edge\_Part22-24-27(NTNV)(Subtest:11, Channel:23230, Bandwidth:10, Modulation:Q16, RB Number: 1, RB Position:LOW)**

Start Frequency (MHz)	Stop Frequency (MHz)	RBW (MHz)	Detector	Frequency (MHz)	Power (dBm)	Limit (dBm)	Verdict	Sweep Point
763	775	0.01	RMS	773.14	-60.72	-35	Pass	1201
775	775.9	0.1	RMS	775.891	-50.05	-13	Pass	401
775.9	776	0.03	RMS	775.989	-54.42	-13	Pass	401
776	788	0.1	RMS	777.59	20.07	30	Pass	401



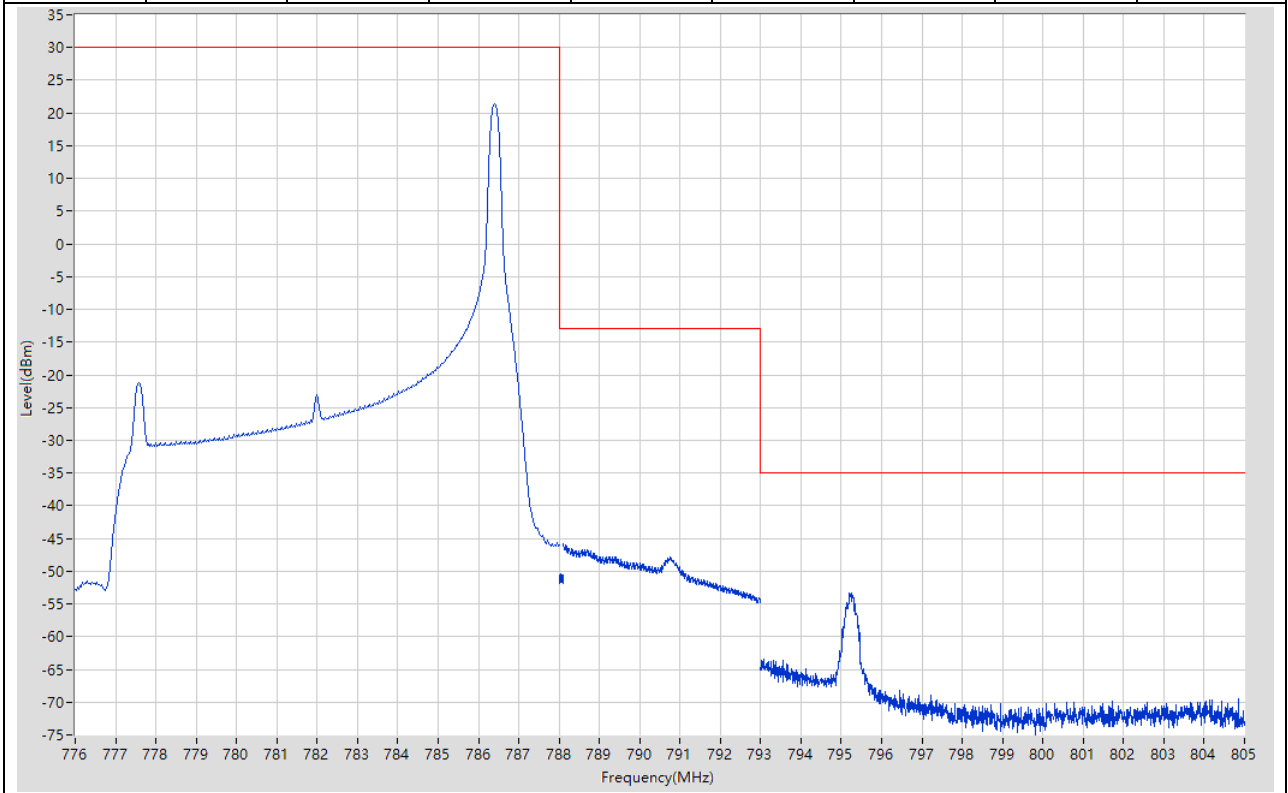
**12.12. LTE Band Edge\_Part22-24-27(NTNV)(Subtest:12, Channel:23230, Bandwidth:10, Modulation:Q16, RB Number: 50, RB Position:LOW)**

Start Frequency (MHz)	Stop Frequency (MHz)	RBW (MHz)	Detector	Frequency (MHz)	Power (dBm)	Limit (dBm)	Verdict	Sweep Point
763	775	0.01	RMS	774.82	-43.39	-35	Pass	1201
775	775.9	0.1	RMS	775.9	-33.87	-13	Pass	401
775.9	776	0.03	RMS	775.968	-38.72	-13	Pass	401
776	788	0.1	RMS	785.39	3.46	30	Pass	401



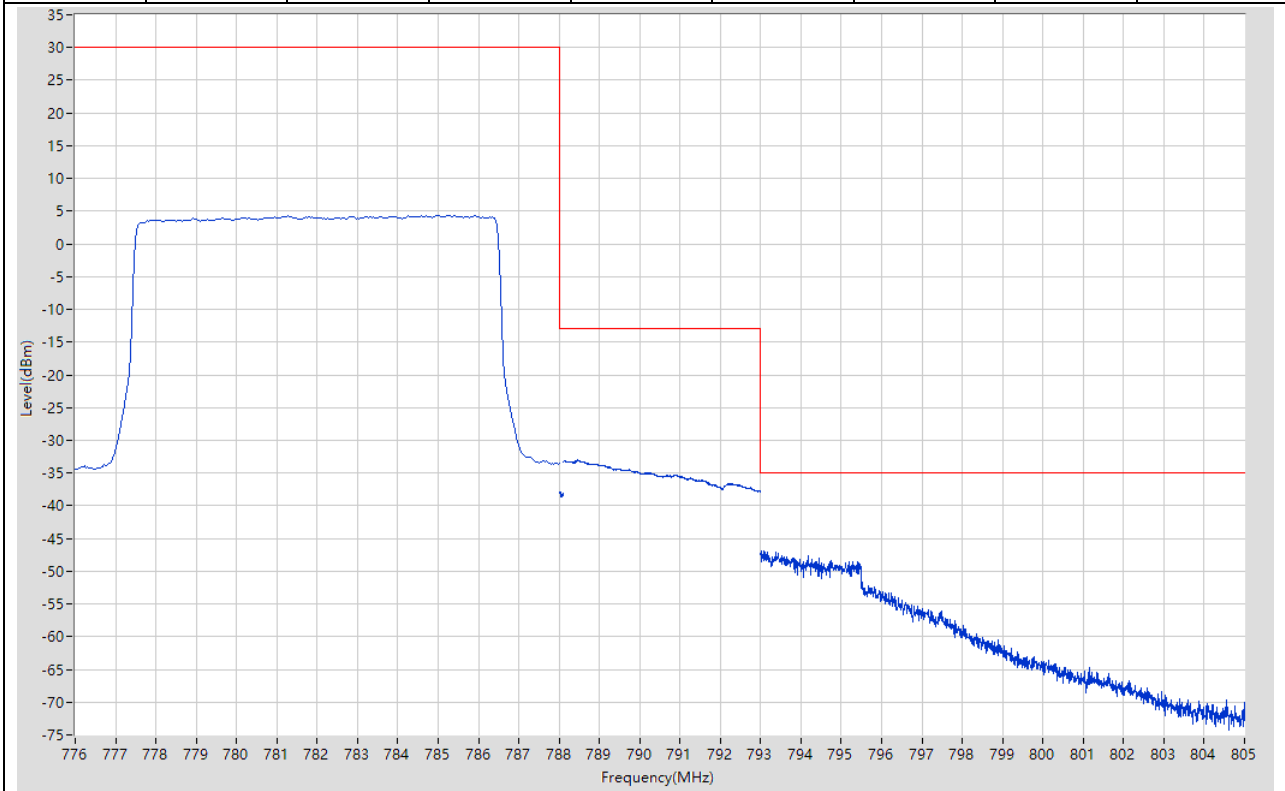
**12.13. LTE Band Edge\_Part22-24-27(NTNV)(Subtest:13, Channel:23230, Bandwidth:10, Modulation:QPSK, RB Number: 1, RB Position:HIGH)**

Start Frequency (MHz)	Stop Frequency (MHz)	RBW (MHz)	Detector	Frequency (MHz)	Power (dBm)	Limit (dBm)	Verdict	Sweep Point
776	788	0.1	RMS	786.41	21.49	30	Pass	401
788	788.1	0.03	RMS	788.029	-50.43	-13	Pass	401
788.1	793	0.1	RMS	788.1	-45.76	-13	Pass	401
793	805	0.01	RMS	795.24	-53.24	-35	Pass	1201



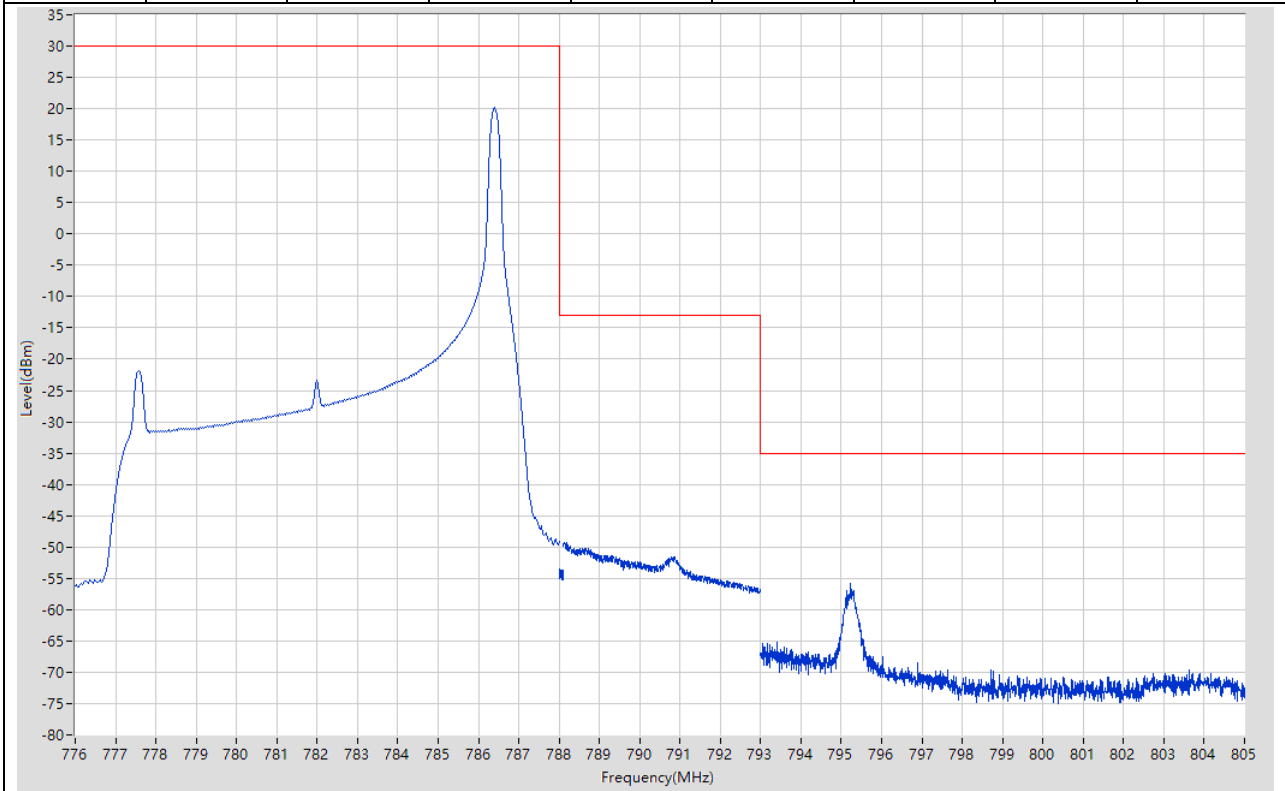
**12.14. LTE Band Edge\_Part22-24-27(NTNV)(Subtest:14, Channel:23230, Bandwidth:10, Modulation:QPSK, RB Number: 50, RB Position:LOW)**

Start Frequency (MHz)	Stop Frequency (MHz)	RBW (MHz)	Detector	Frequency (MHz)	Power (dBm)	Limit (dBm)	Verdict	Sweep Point
776	788	0.1	RMS	785	4.38	30	Pass	401
788	788.1	0.03	RMS	788.001	-37.82	-13	Pass	401
788.1	793	0.1	RMS	788.455	-33.02	-13	Pass	401
793	805	0.01	RMS	793.09	-46.86	-35	Pass	1201



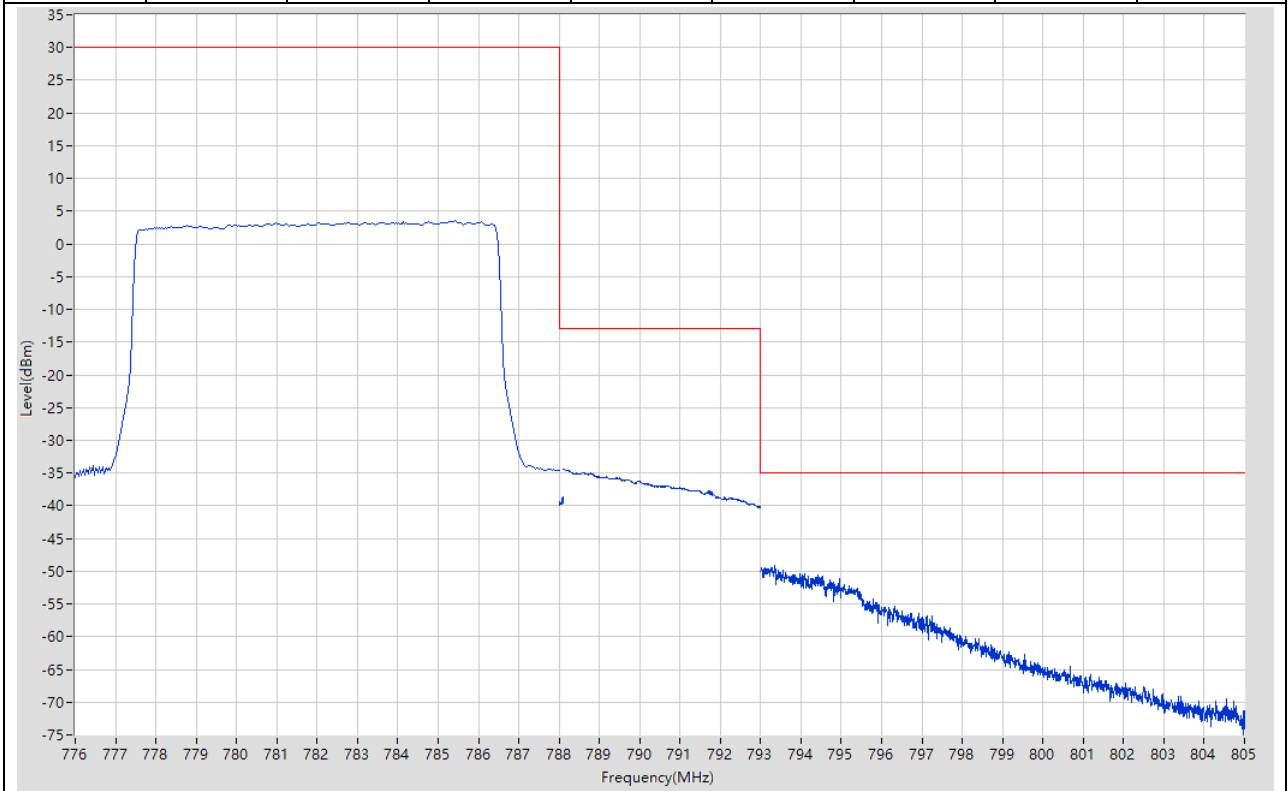
**12.15. LTE Band Edge\_Part22-24-27(NTNV)(Subtest:15, Channel:23230, Bandwidth:10, Modulation:Q16, RB Number: 1, RB Position:HIGH)**

Start Frequency (MHz)	Stop Frequency (MHz)	RBW (MHz)	Detector	Frequency (MHz)	Power (dBm)	Limit (dBm)	Verdict	Sweep Point
776	788	0.1	RMS	786.41	20.14	30	Pass	401
788	788.1	0.03	RMS	788.024	-53.51	-13	Pass	401
788.1	793	0.1	RMS	788.137	-49.2	-13	Pass	401
793	805	0.01	RMS	795.22	-55.9	-35	Pass	1201



**12.16. LTE Band Edge\_Part22-24-27(NTNV)(Subtest:16, Channel:23230, Bandwidth:10, Modulation:Q16, RB Number: 50, RB Position:LOW)**

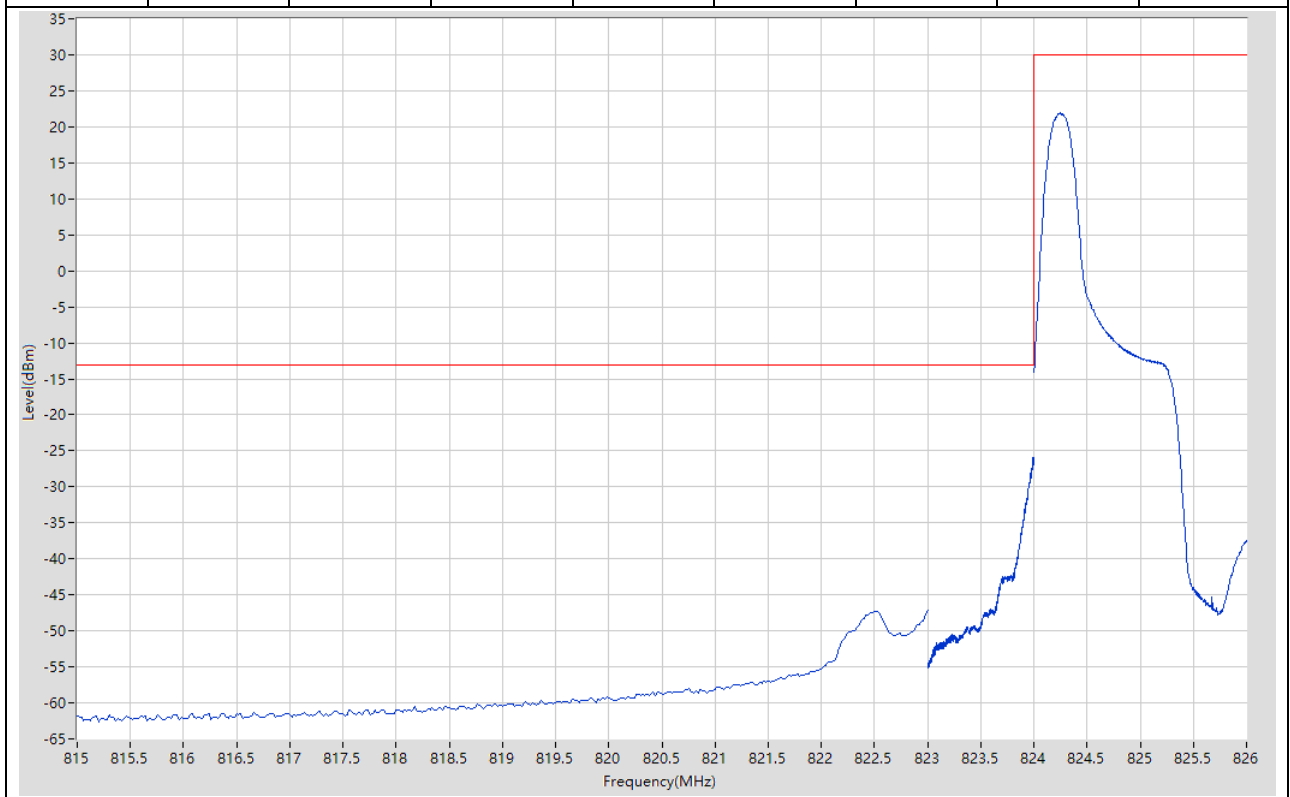
Start Frequency (MHz)	Stop Frequency (MHz)	RBW (MHz)	Detector	Frequency (MHz)	Power (dBm)	Limit (dBm)	Verdict	Sweep Point
776	788	0.1	RMS	785.42	3.53	30	Pass	401
788	788.1	0.03	RMS	788.094	-38.58	-13	Pass	401
788.1	793	0.1	RMS	788.112	-34.39	-13	Pass	401
793	805	0.01	RMS	793.35	-49.13	-35	Pass	1201



### 13. LTE\_Band26(part22)

13.1. LTE Band Edge\_Part22-24-27(NTNV)(Subtest:1, Channel:26797, Bandwidth:1.4, Modulation:QPSK, RB Number: 1, RB Position:LOW)

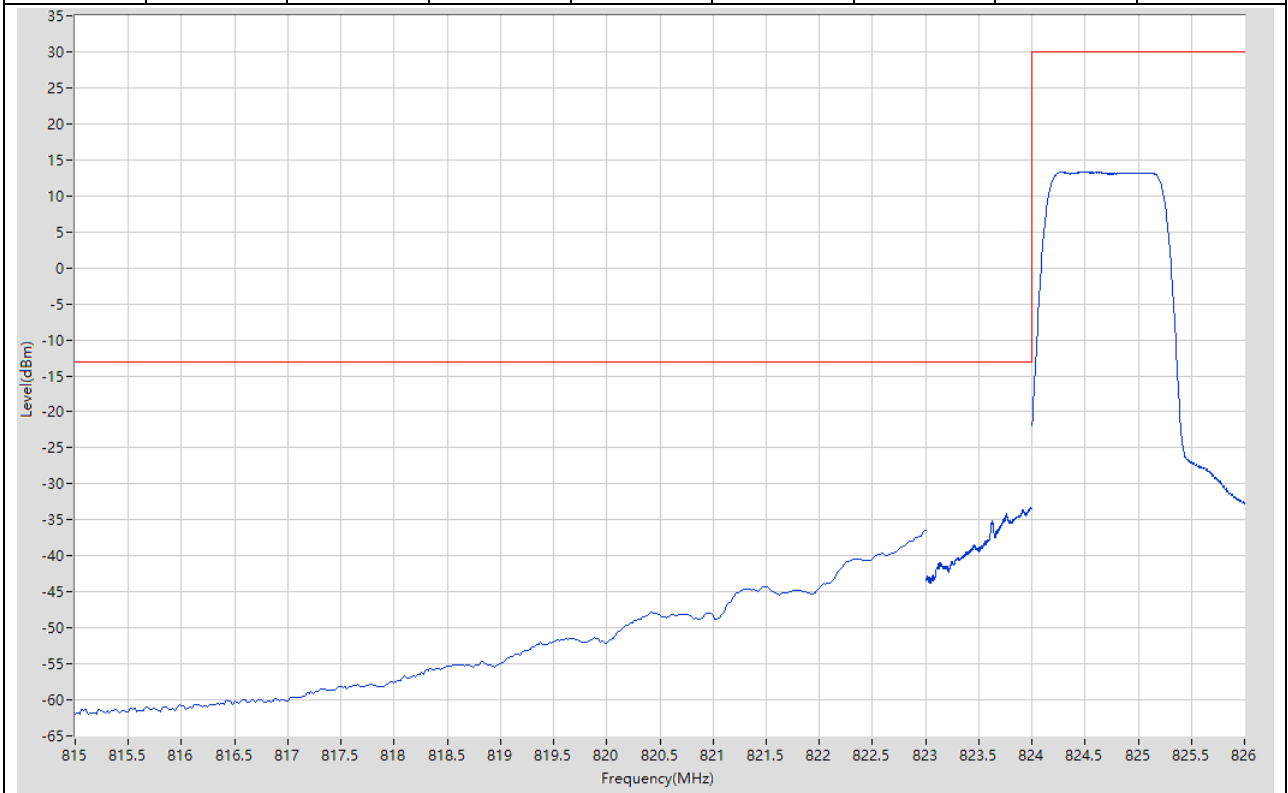
Start Frequency (MHz)	Stop Frequency (MHz)	RBW (MHz)	Detector	Frequency (MHz)	Power (dBm)	Limit (dBm)	Verdict	Sweep Point
815	823	0.1	RMS	823	-47.1	-13	Pass	401
823	824	0.02	RMS	823.993	-25.91	-13	Pass	401
824	826	0.1	RMS	824.245	21.93	30	Pass	401





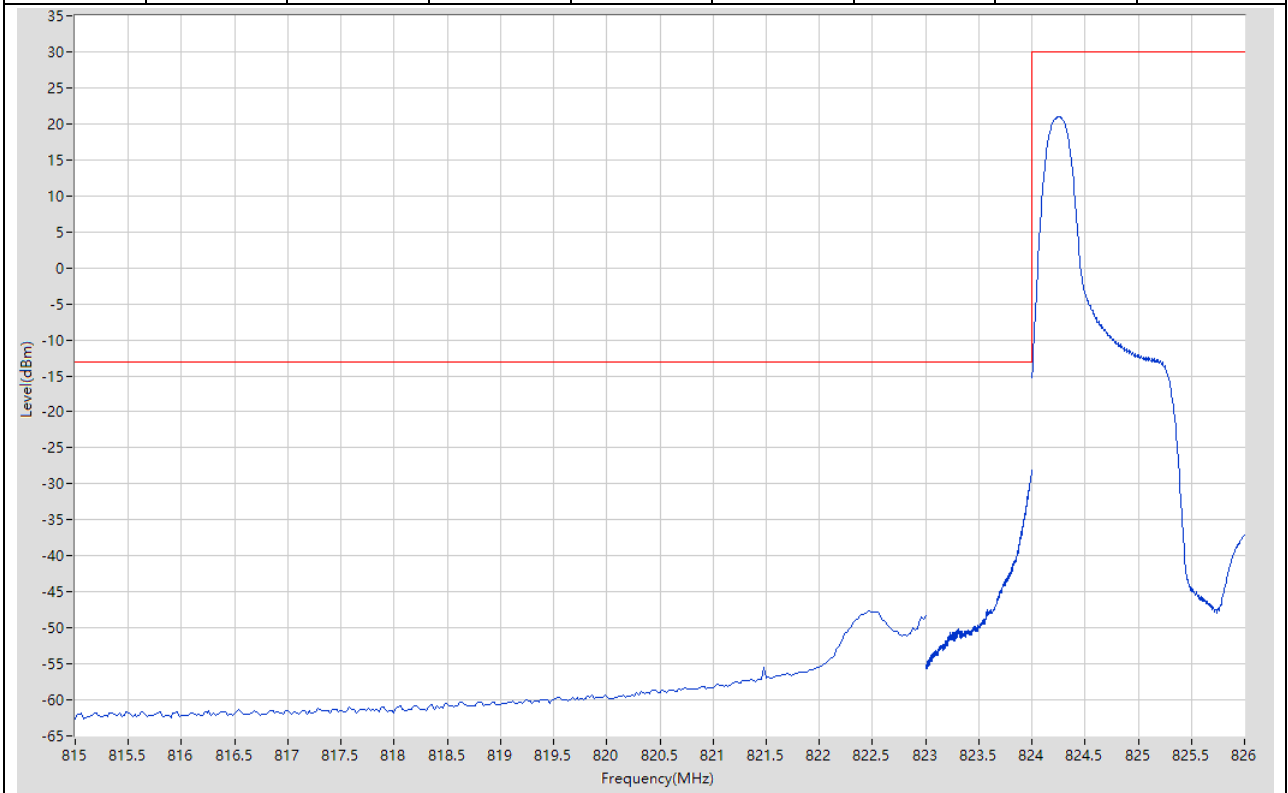
**13.2. LTE Band Edge\_Part22-24-27(NTNV)(Subtest:2, Channel:26797, Bandwidth:1.4, Modulation:QPSK, RB Number: 6, RB Position:LOW)**

Start Frequency (MHz)	Stop Frequency (MHz)	RBW (MHz)	Detector	Frequency (MHz)	Power (dBm)	Limit (dBm)	Verdict	Sweep Point
815	823	0.1	RMS	823	-36.5	-13	Pass	401
823	824	0.02	RMS	823.985	-33.29	-13	Pass	401
824	826	0.1	RMS	824.5	13.31	30	Pass	401



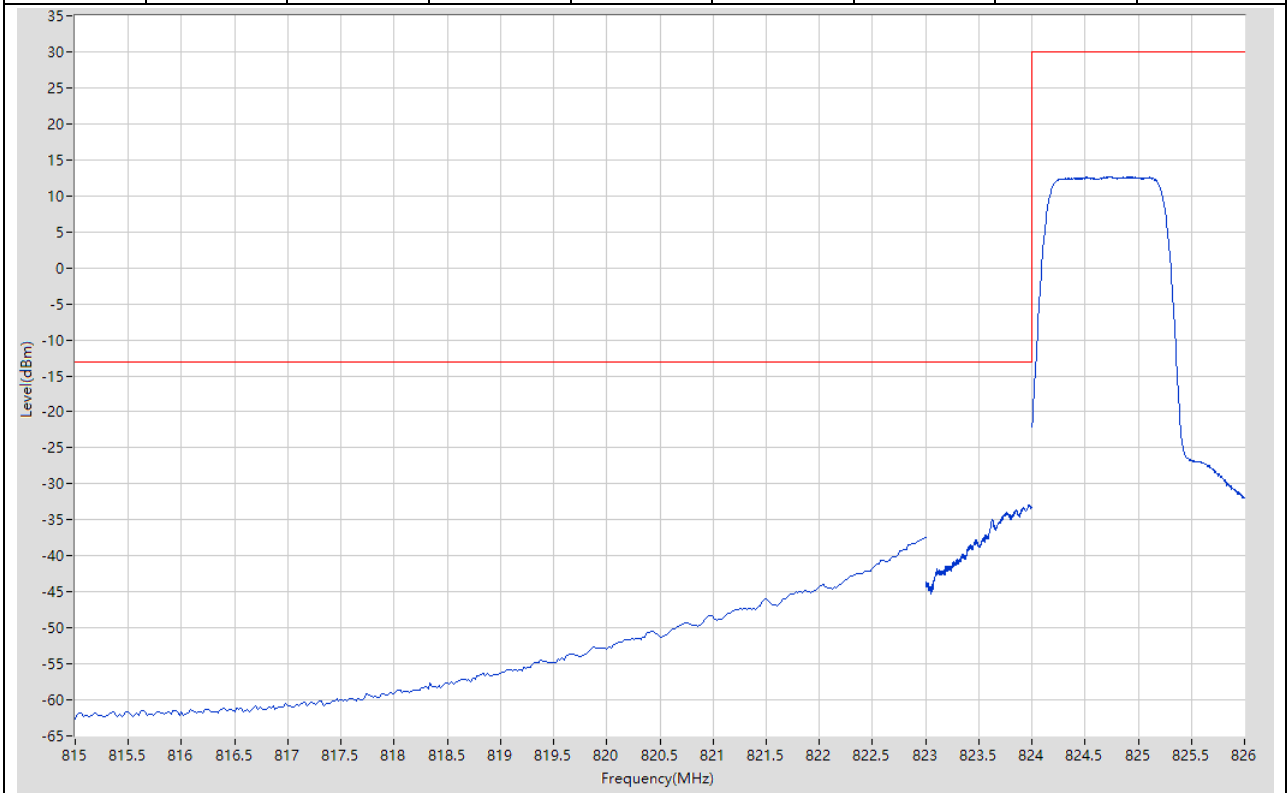
**13.3. LTE Band Edge\_Part22-24-27(NTNV)(Subtest:3, Channel:26797, Bandwidth:1.4, Modulation:Q16, RB Number: 1, RB Position:LOW)**

Start Frequency (MHz)	Stop Frequency (MHz)	RBW (MHz)	Detector	Frequency (MHz)	Power (dBm)	Limit (dBm)	Verdict	Sweep Point
815	823	0.1	RMS	822.46	-47.7	-13	Pass	401
823	824	0.02	RMS	824	-28.07	-13	Pass	401
824	826	0.1	RMS	824.255	20.96	30	Pass	401



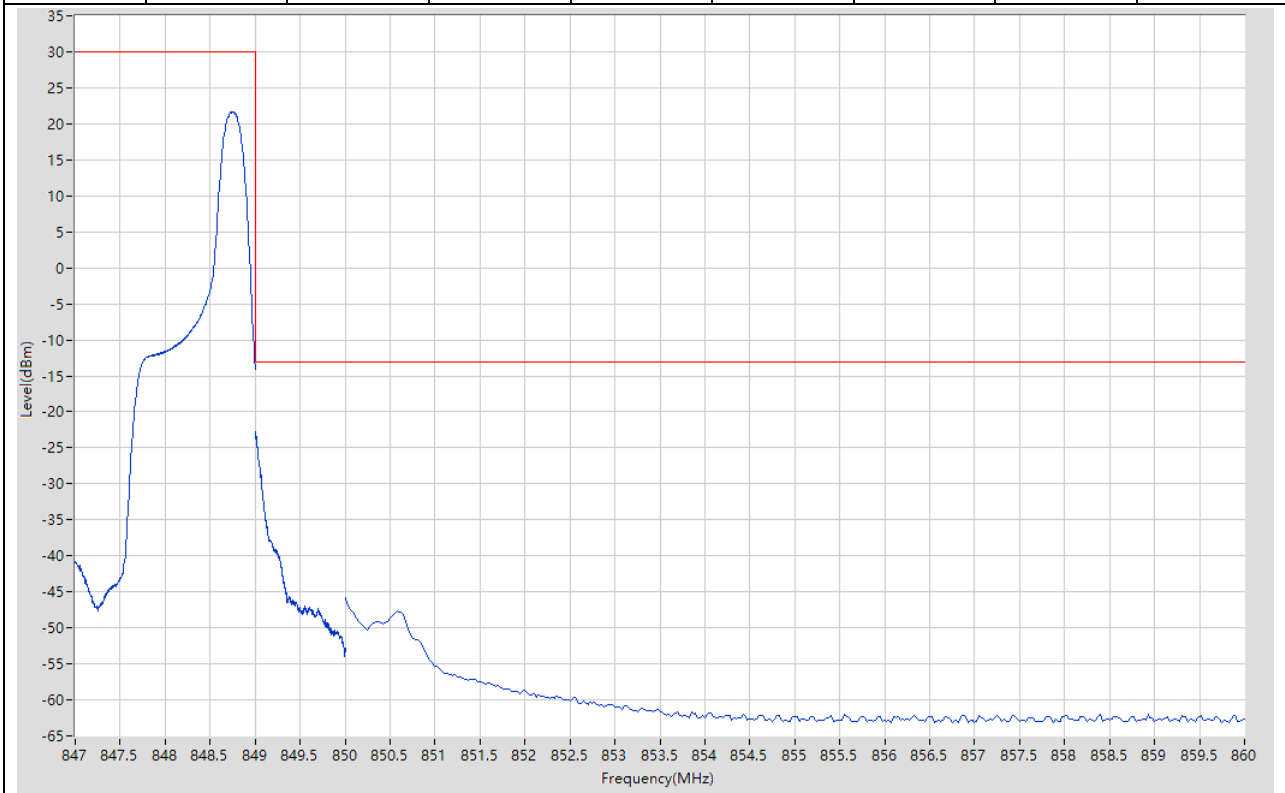
**13.4. LTE Band Edge\_Part22-24-27(NTNV)(Subtest:4, Channel:26797, Bandwidth:1.4, Modulation:Q16, RB Number: 6, RB Position:LOW)**

Start Frequency (MHz)	Stop Frequency (MHz)	RBW (MHz)	Detector	Frequency (MHz)	Power (dBm)	Limit (dBm)	Verdict	Sweep Point
815	823	0.1	RMS	823	-37.37	-13	Pass	401
823	824	0.02	RMS	823.97	-32.87	-13	Pass	401
824	826	0.1	RMS	824.72	12.65	30	Pass	401



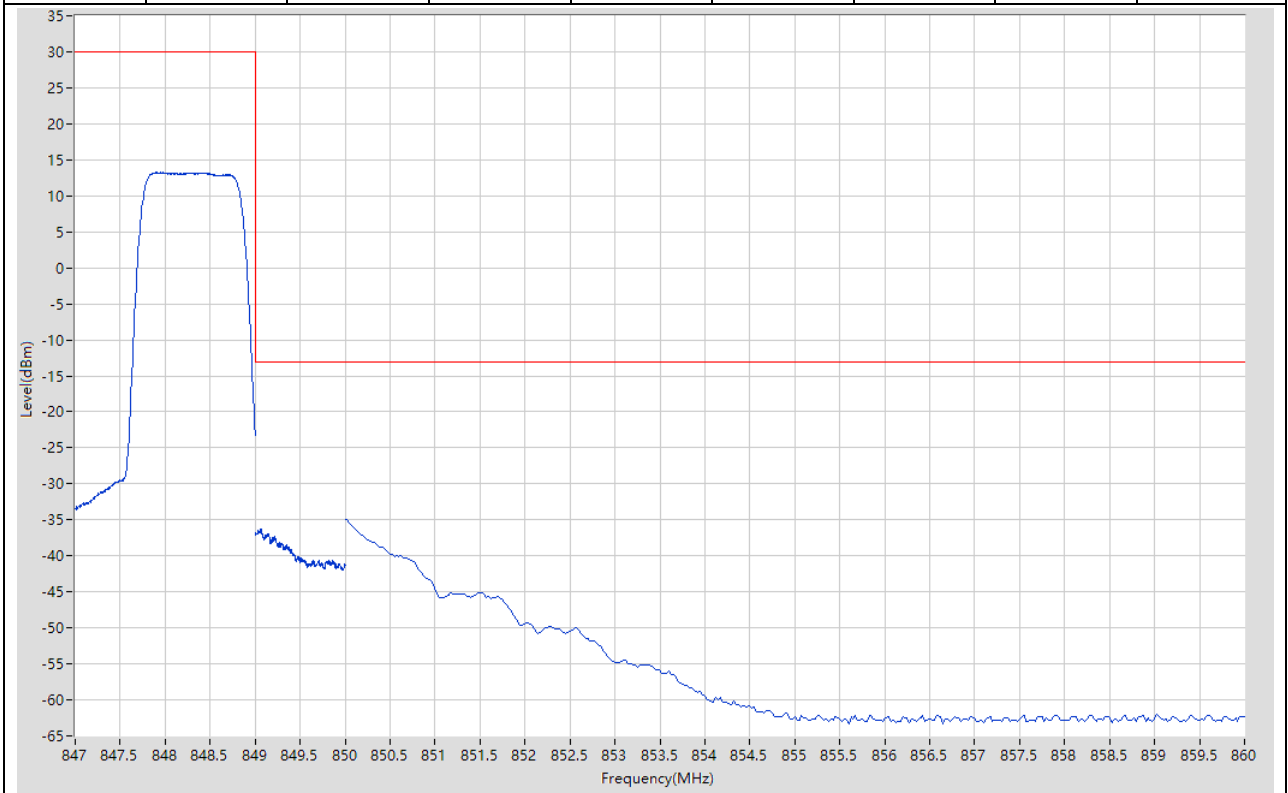
**13.5. LTE Band Edge\_Part22-24-27(NTNV)(Subtest:5, Channel:27033, Bandwidth:1.4, Modulation:QPSK, RB Number: 1, RB Position:HIGH)**

Start Frequency (MHz)	Stop Frequency (MHz)	RBW (MHz)	Detector	Frequency (MHz)	Power (dBm)	Limit (dBm)	Verdict	Sweep Point
847	849	0.1	RMS	848.755	21.71	30	Pass	401
849	850	0.02	RMS	849.005	-22.77	-13	Pass	401
850	860	0.1	RMS	850	-45.81	-13	Pass	401



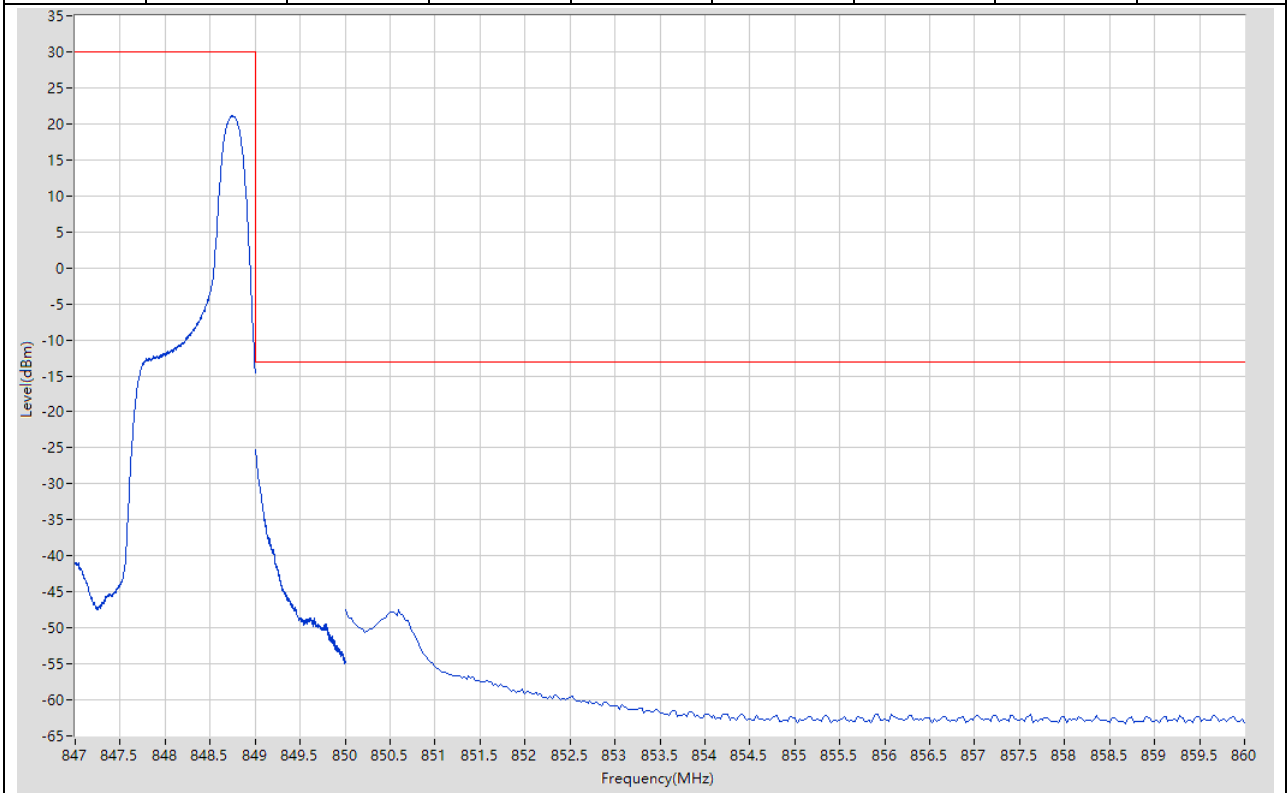
**13.6. LTE Band Edge\_Part22-24-27(NTNV)(Subtest:6, Channel:27033, Bandwidth:1.4, Modulation:QPSK, RB Number: 6, RB Position:HIGH)**

Start Frequency (MHz)	Stop Frequency (MHz)	RBW (MHz)	Detector	Frequency (MHz)	Power (dBm)	Limit (dBm)	Verdict	Sweep Point
847	849	0.1	RMS	847.895	13.24	30	Pass	401
849	850	0.02	RMS	849.068	-36.34	-13	Pass	401
850	860	0.1	RMS	850	-34.97	-13	Pass	401



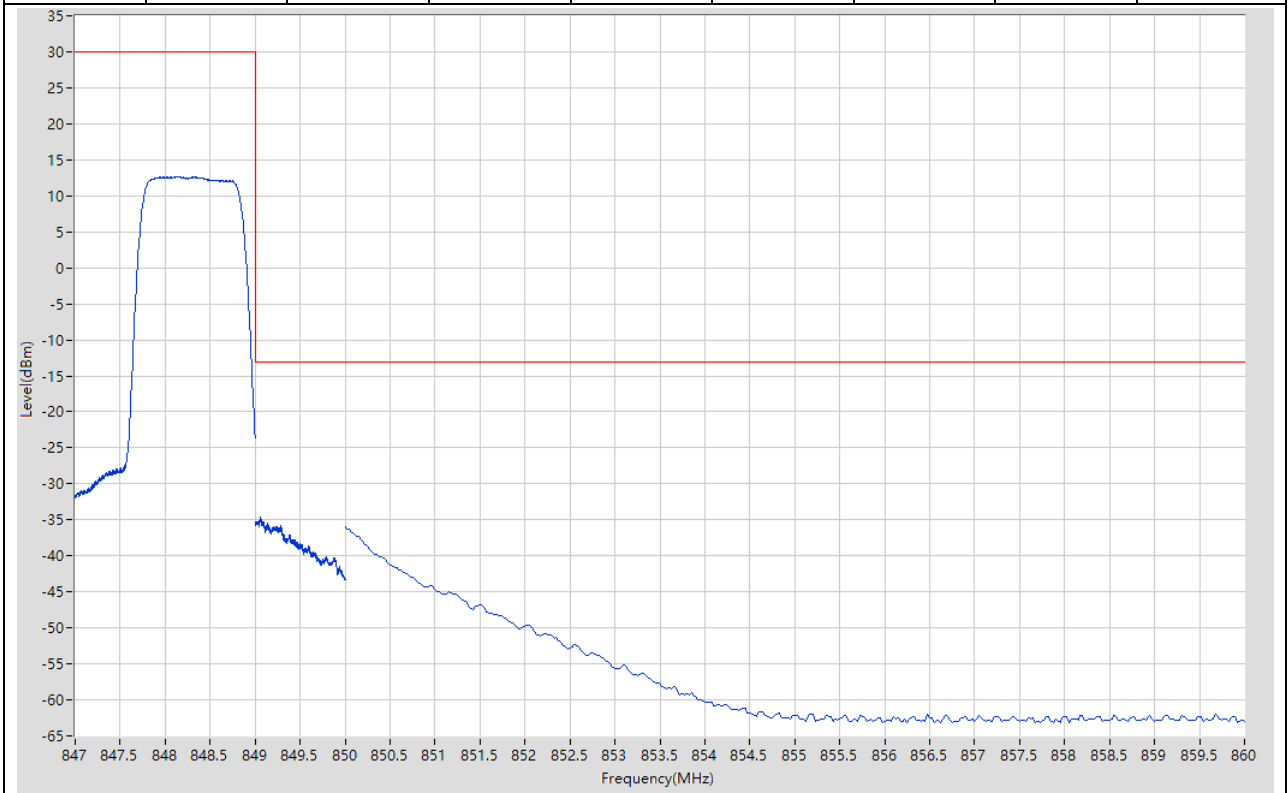
**13.7. LTE Band Edge\_Part22-24-27(NTNV)(Subtest:7, Channel:27033, Bandwidth:1.4, Modulation:Q16, RB Number: 1, RB Position:HIGH)**

Start Frequency (MHz)	Stop Frequency (MHz)	RBW (MHz)	Detector	Frequency (MHz)	Power (dBm)	Limit (dBm)	Verdict	Sweep Point
847	849	0.1	RMS	848.74	21.06	30	Pass	401
849	850	0.02	RMS	849	-25.25	-13	Pass	401
850	860	0.1	RMS	850	-47.41	-13	Pass	401



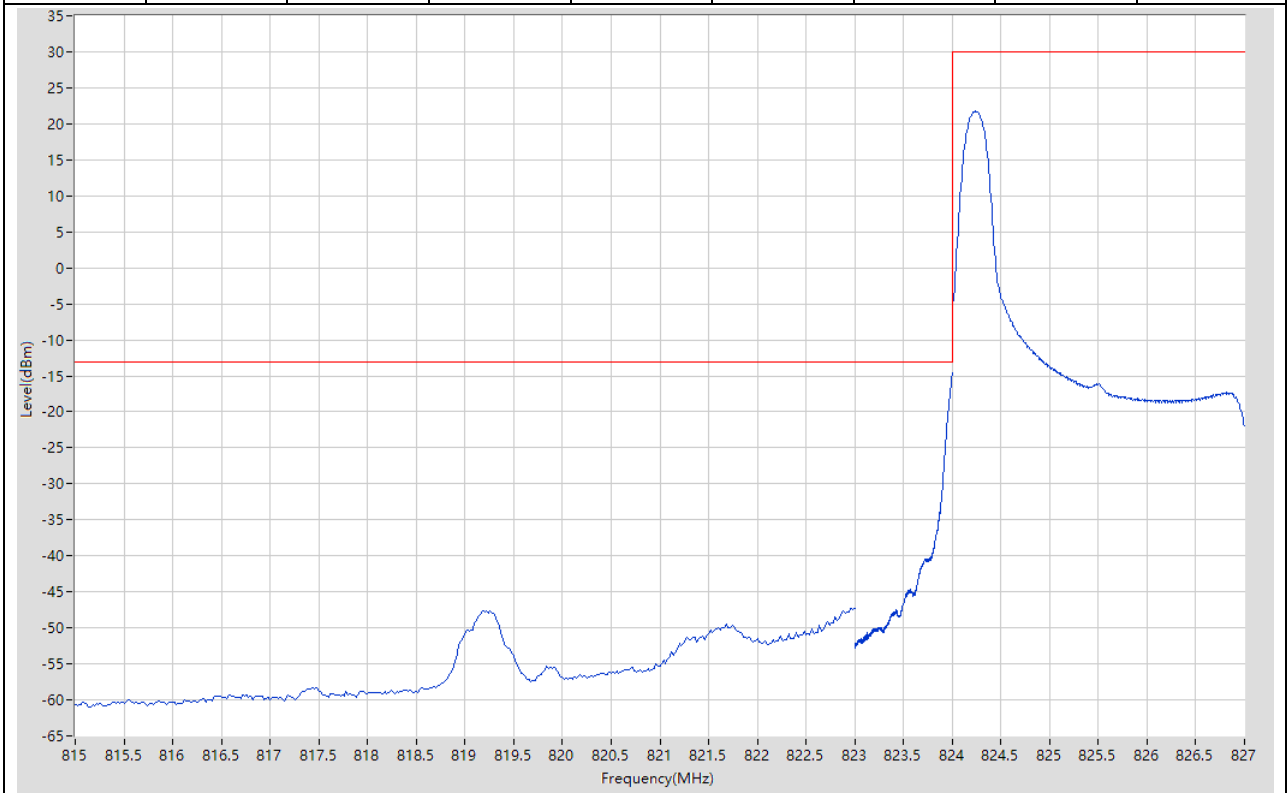
**13.8. LTE Band Edge\_Part22-24-27(NTNV)(Subtest:8, Channel:27033, Bandwidth:1.4, Modulation:Q16, RB Number: 6, RB Position:HIGH)**

Start Frequency (MHz)	Stop Frequency (MHz)	RBW (MHz)	Detector	Frequency (MHz)	Power (dBm)	Limit (dBm)	Verdict	Sweep Point
847	849	0.1	RMS	848.16	12.65	30	Pass	401
849	850	0.02	RMS	849.063	-34.58	-13	Pass	401
850	860	0.1	RMS	850	-35.99	-13	Pass	401



**13.9. LTE Band Edge\_Part22-24-27(NTNV)(Subtest:9, Channel:26805, Bandwidth:3, Modulation:QPSK, RB Number: 1, RB Position:LOW)**

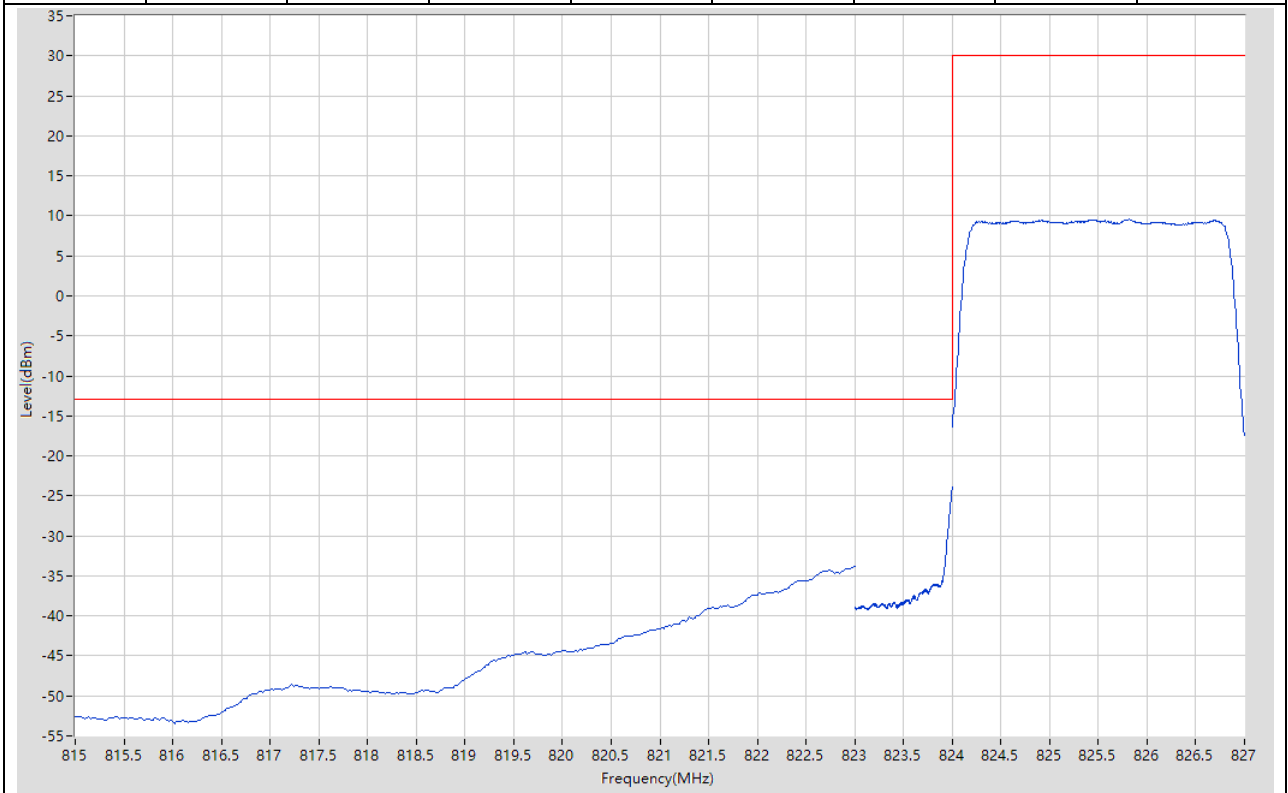
Start Frequency (MHz)	Stop Frequency (MHz)	RBW (MHz)	Detector	Frequency (MHz)	Power (dBm)	Limit (dBm)	Verdict	Sweep Point
815	823	0.1	RMS	822.96	-47.28	-13	Pass	401
823	824	0.03	RMS	824	-14.56	-13	Pass	401
824	827	0.1	RMS	824.24	21.76	30	Pass	401





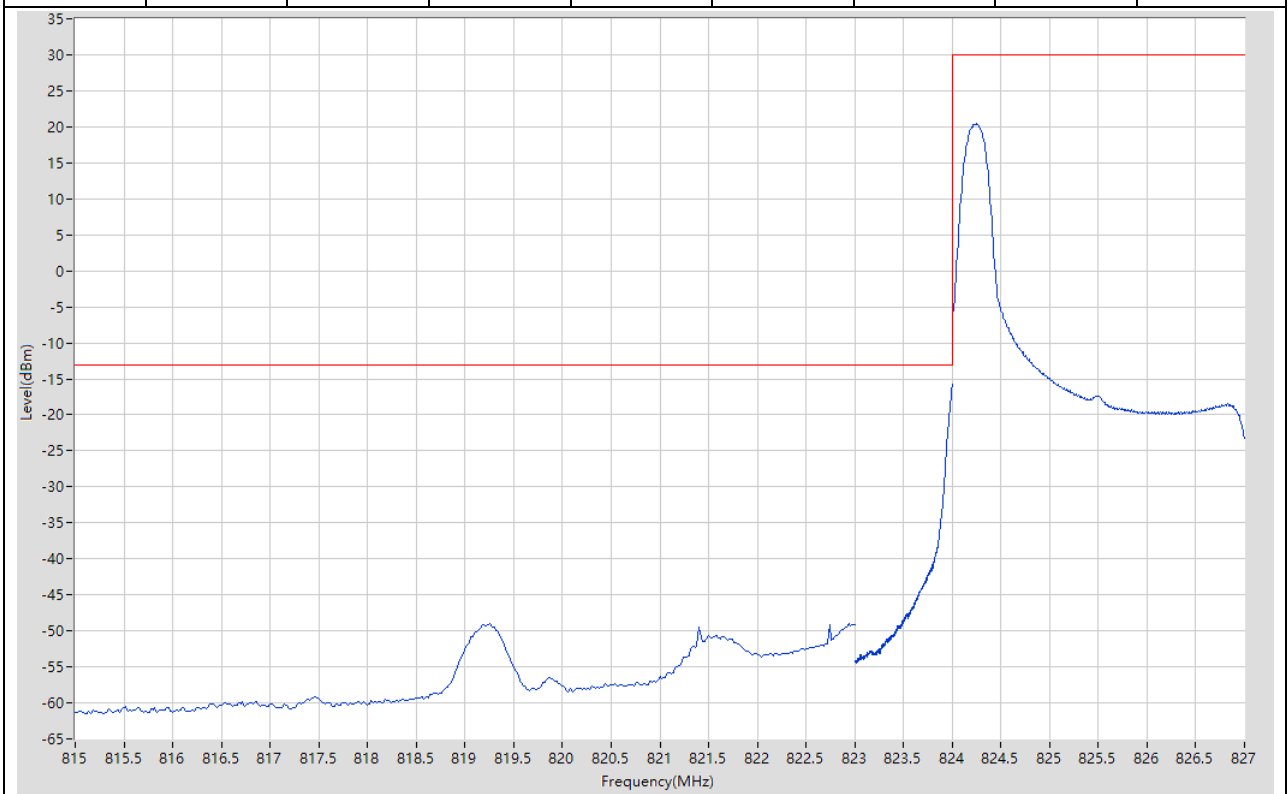
**13.10. LTE Band Edge\_Part22-24-27(NTNV)(Subtest:10, Channel:26805, Bandwidth:3, Modulation:QPSK, RB Number: 15, RB Position:LOW)**

Start Frequency (MHz)	Stop Frequency (MHz)	RBW (MHz)	Detector	Frequency (MHz)	Power (dBm)	Limit (dBm)	Verdict	Sweep Point
815	823	0.1	RMS	823	-33.89	-13	Pass	401
823	824	0.03	RMS	824	-23.86	-13	Pass	401
824	827	0.1	RMS	825.815	9.54	30	Pass	401



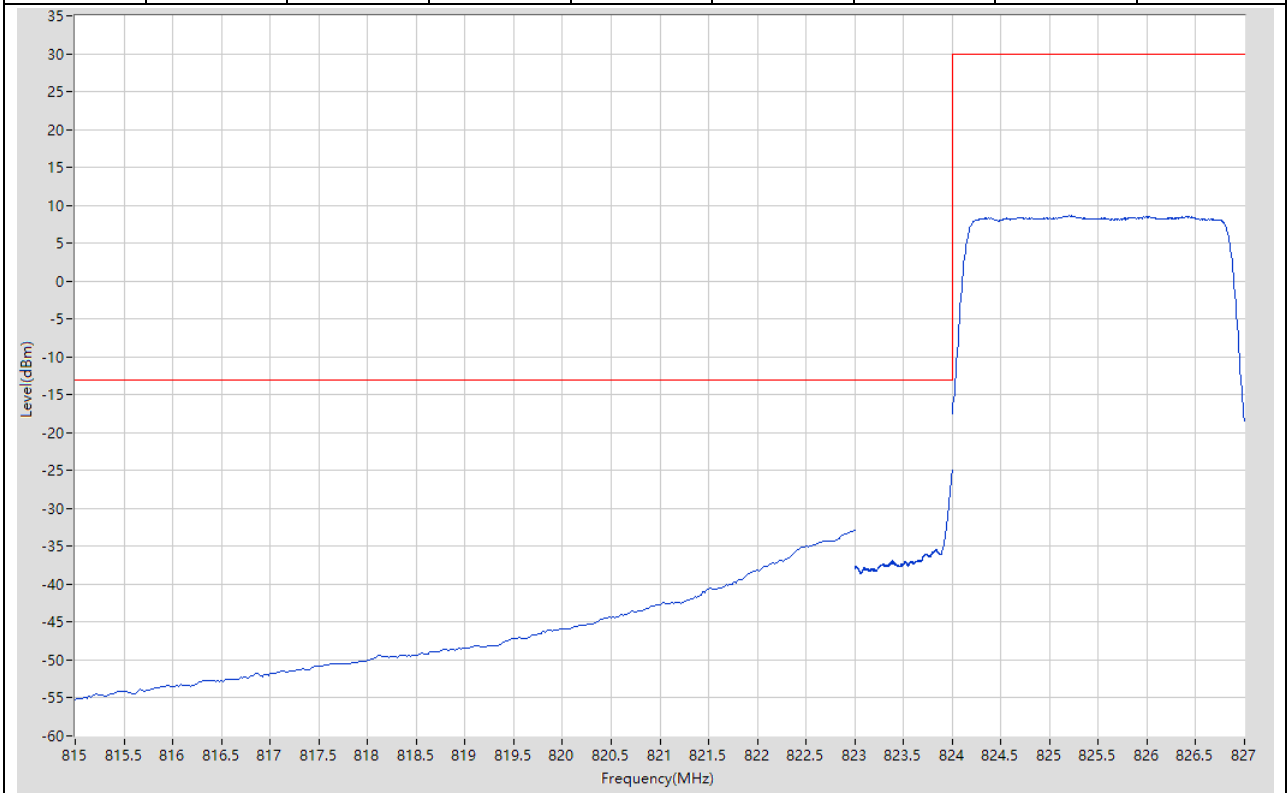
**13.11. LTE Band Edge\_Part22-24-27(NTNV)(Subtest:11, Channel:26805, Bandwidth:3, Modulation:Q16, RB Number: 1, RB Position:LOW)**

Start Frequency (MHz)	Stop Frequency (MHz)	RBW (MHz)	Detector	Frequency (MHz)	Power (dBm)	Limit (dBm)	Verdict	Sweep Point
815	823	0.1	RMS	822.94	-49.02	-13	Pass	401
823	824	0.03	RMS	824	-15.75	-13	Pass	401
824	827	0.1	RMS	824.248	20.4	30	Pass	401



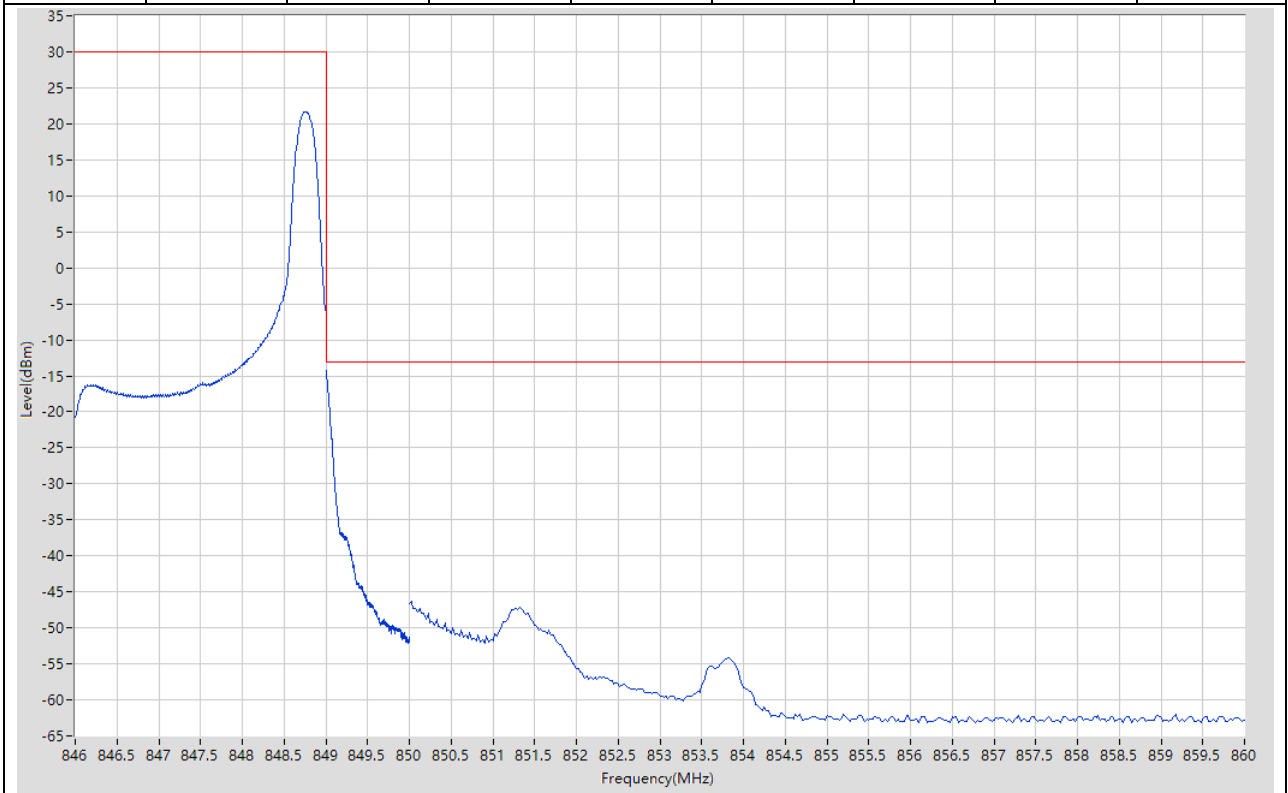
**13.12. LTE Band Edge\_Part22-24-27(NTNV)(Subtest:12, Channel:26805, Bandwidth:3, Modulation:Q16, RB Number: 15, RB Position:LOW)**

Start Frequency (MHz)	Stop Frequency (MHz)	RBW (MHz)	Detector	Frequency (MHz)	Power (dBm)	Limit (dBm)	Verdict	Sweep Point
815	823	0.1	RMS	823	-32.92	-13	Pass	401
823	824	0.03	RMS	824	-24.9	-13	Pass	401
824	827	0.1	RMS	825.2	8.61	30	Pass	401



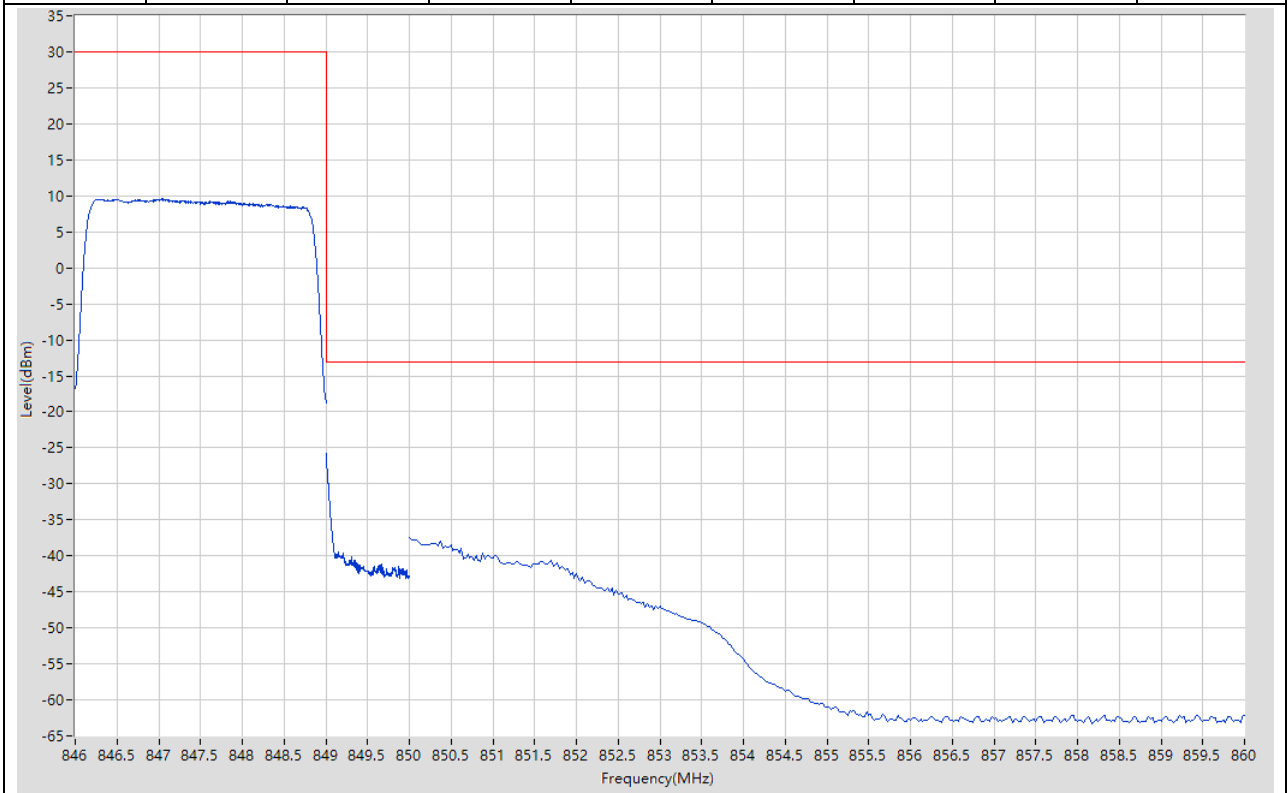
**13.13. LTE Band Edge\_Part22-24-27(NTNV)(Subtest:13, Channel:27025, Bandwidth:3, Modulation:QPSK, RB Number: 1, RB Position:HIGH)**

Start Frequency (MHz)	Stop Frequency (MHz)	RBW (MHz)	Detector	Frequency (MHz)	Power (dBm)	Limit (dBm)	Verdict	Sweep Point
846	849	0.1	RMS	848.745	21.68	30	Pass	401
849	850	0.03	RMS	849	-14.22	-13	Pass	401
850	860	0.1	RMS	850.025	-46.31	-13	Pass	401



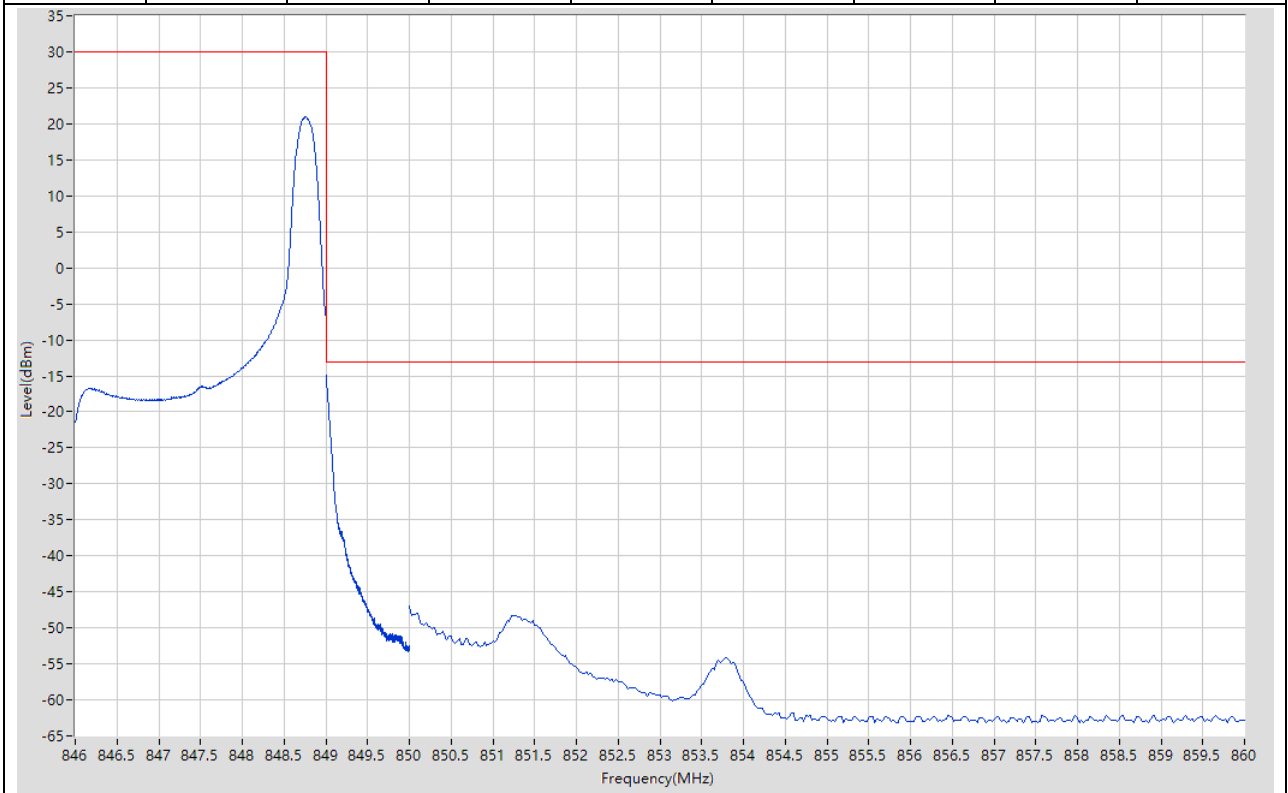
**13.14. LTE Band Edge\_Part22-24-27(NTNV)(Subtest:14, Channel:27025, Bandwidth:3, Modulation:QPSK, RB Number: 15, RB Position:HIGH)**

Start Frequency (MHz)	Stop Frequency (MHz)	RBW (MHz)	Detector	Frequency (MHz)	Power (dBm)	Limit (dBm)	Verdict	Sweep Point
846	849	0.1	RMS	847.043	9.57	30	Pass	401
849	850	0.03	RMS	849	-25.84	-13	Pass	401
850	860	0.1	RMS	850	-37.5	-13	Pass	401



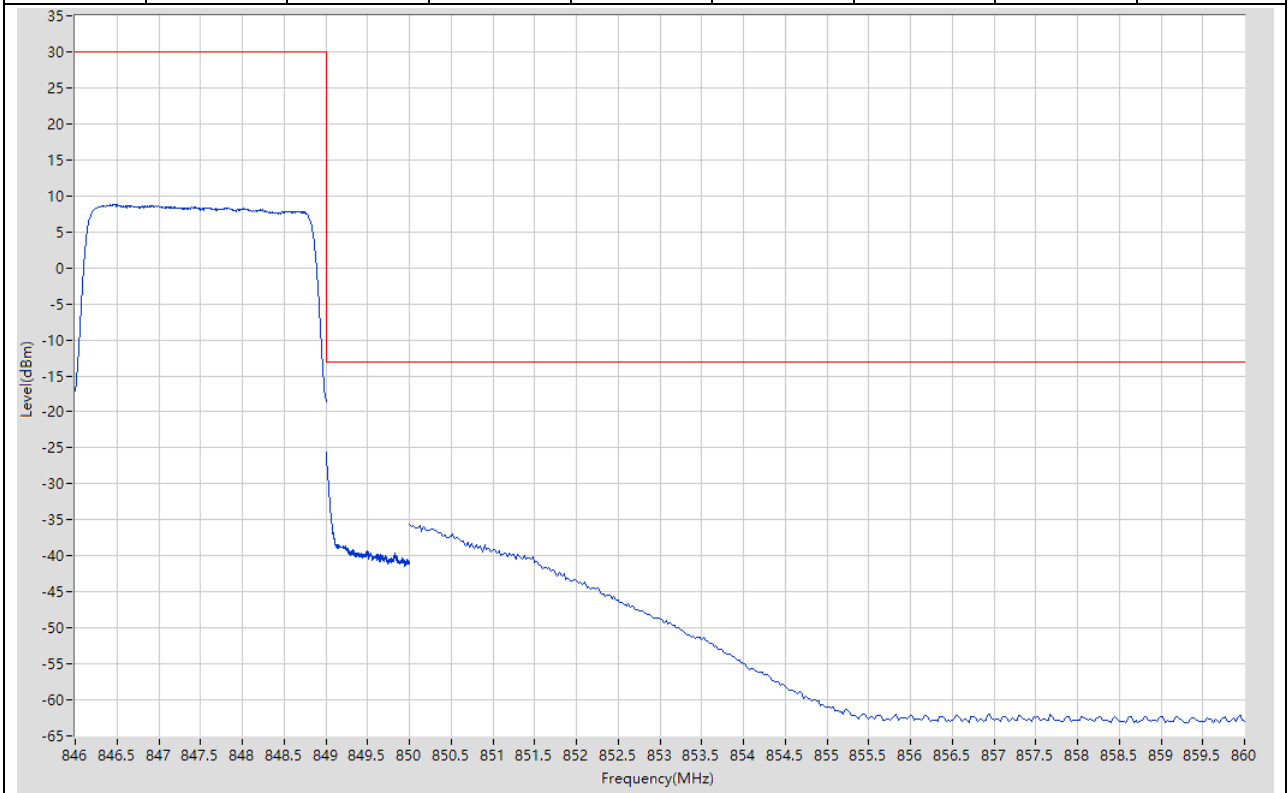
**13.15. LTE Band Edge\_Part22-24-27(NTNV)(Subtest:15, Channel:27025, Bandwidth:3, Modulation:Q16, RB Number: 1, RB Position:HIGH)**

Start Frequency (MHz)	Stop Frequency (MHz)	RBW (MHz)	Detector	Frequency (MHz)	Power (dBm)	Limit (dBm)	Verdict	Sweep Point
846	849	0.1	RMS	848.768	20.93	30	Pass	401
849	850	0.03	RMS	849	-14.84	-13	Pass	401
850	860	0.1	RMS	850	-47.01	-13	Pass	401



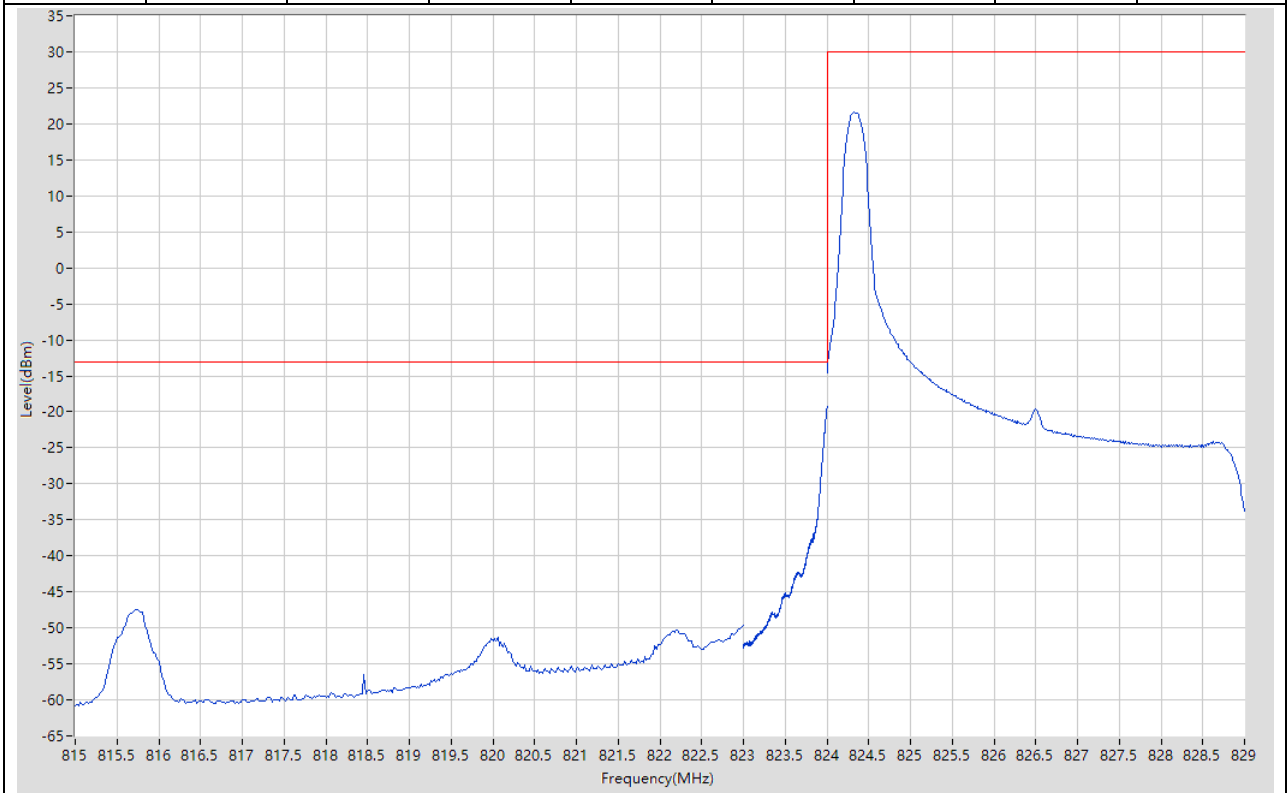
**13.16. LTE Band Edge\_Part22-24-27(NTNV)(Subtest:16, Channel:27025, Bandwidth:3, Modulation:Q16, RB Number: 15, RB Position:HIGH)**

Start Frequency (MHz)	Stop Frequency (MHz)	RBW (MHz)	Detector	Frequency (MHz)	Power (dBm)	Limit (dBm)	Verdict	Sweep Point
846	849	0.1	RMS	846.465	8.77	30	Pass	401
849	850	0.03	RMS	849	-25.61	-13	Pass	401
850	860	0.1	RMS	850	-35.62	-13	Pass	401



**13.17. LTE Band Edge\_Part22-24-27(NTNV)(Subtest:17, Channel:26815, Bandwidth:5, Modulation:QPSK, RB Number: 1, RB Position:LOW)**

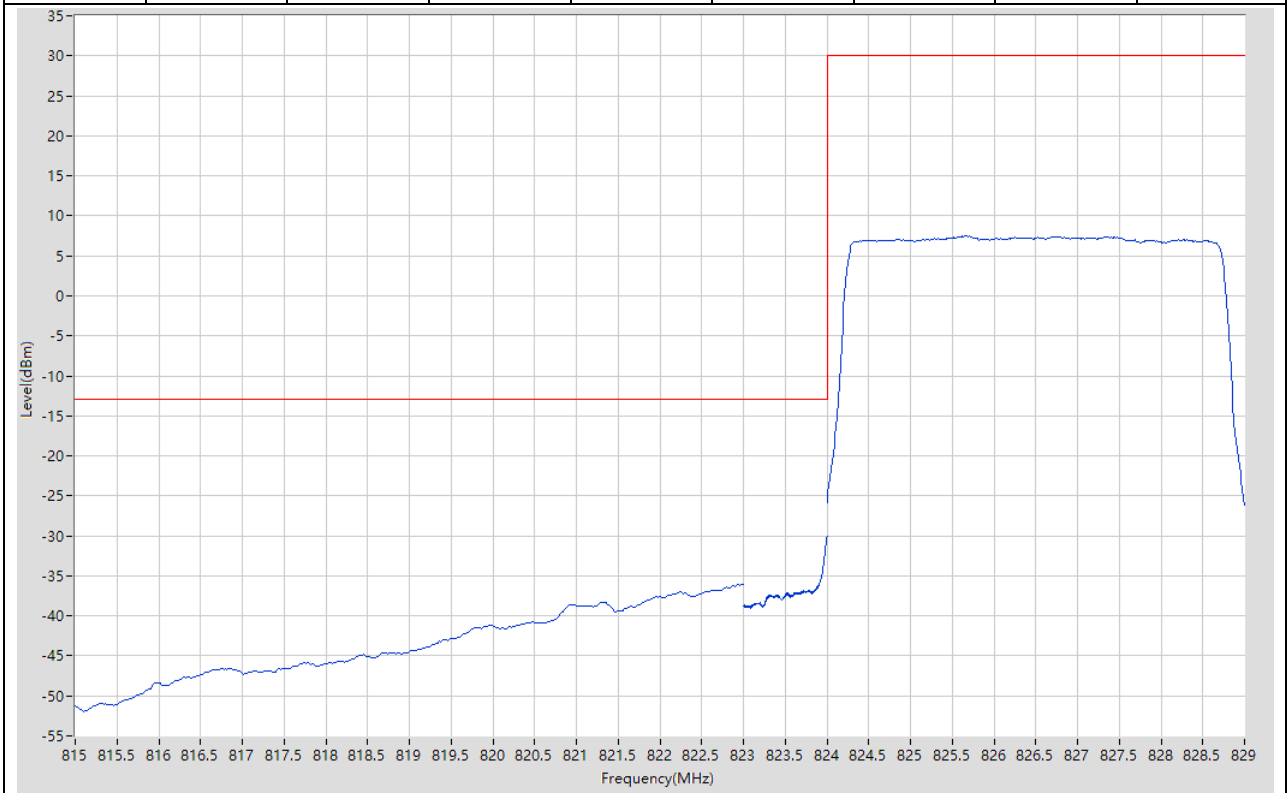
Start Frequency (MHz)	Stop Frequency (MHz)	RBW (MHz)	Detector	Frequency (MHz)	Power (dBm)	Limit (dBm)	Verdict	Sweep Point
815	823	0.1	RMS	815.72	-47.45	-13	Pass	401
823	824	0.051	RMS	824	-19.26	-13	Pass	401
824	829	0.1	RMS	824.325	21.62	30	Pass	401





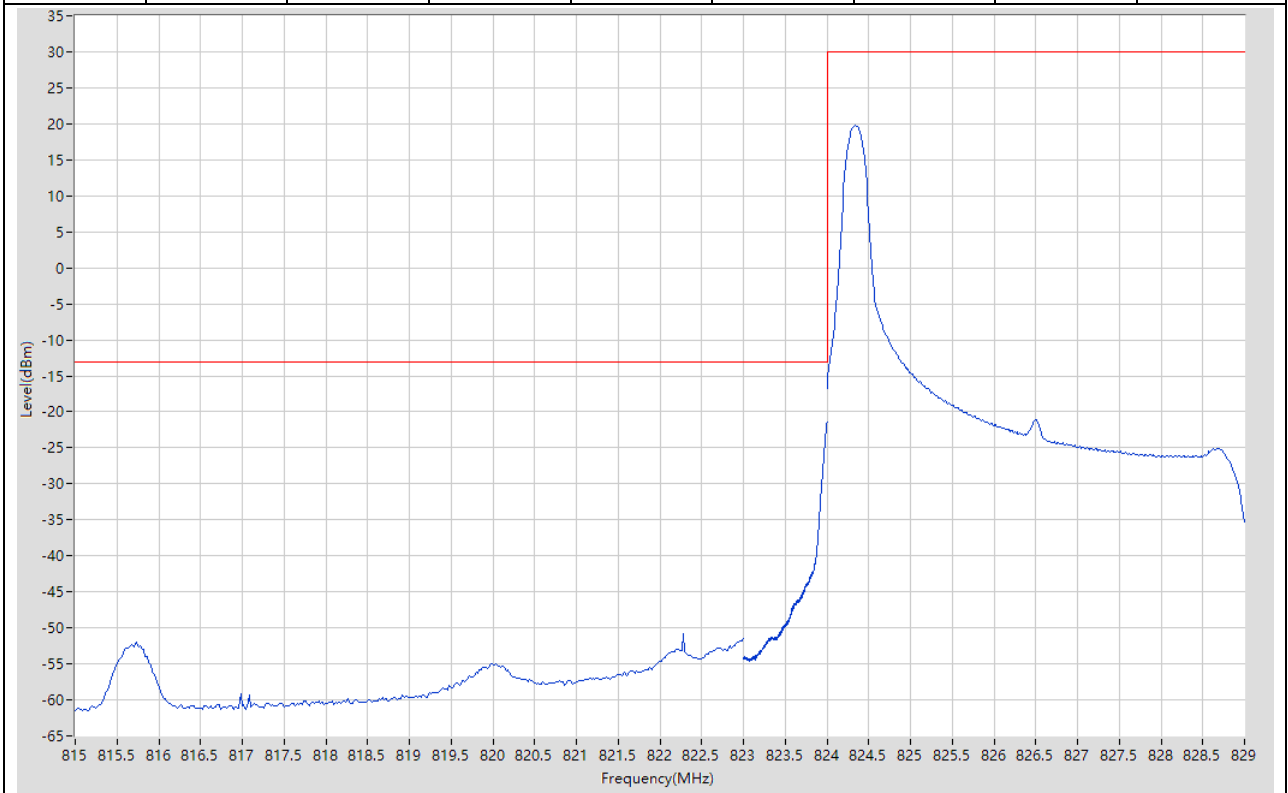
**13.18. LTE Band Edge\_Part22-24-27(NTNV)(Subtest:18, Channel:26815, Bandwidth:5, Modulation:QPSK, RB Number: 25, RB Position:LOW)**

Start Frequency (MHz)	Stop Frequency (MHz)	RBW (MHz)	Detector	Frequency (MHz)	Power (dBm)	Limit (dBm)	Verdict	Sweep Point
815	823	0.1	RMS	822.94	-36.06	-13	Pass	401
823	824	0.051	RMS	824	-30	-13	Pass	401
824	829	0.1	RMS	825.675	7.54	30	Pass	401



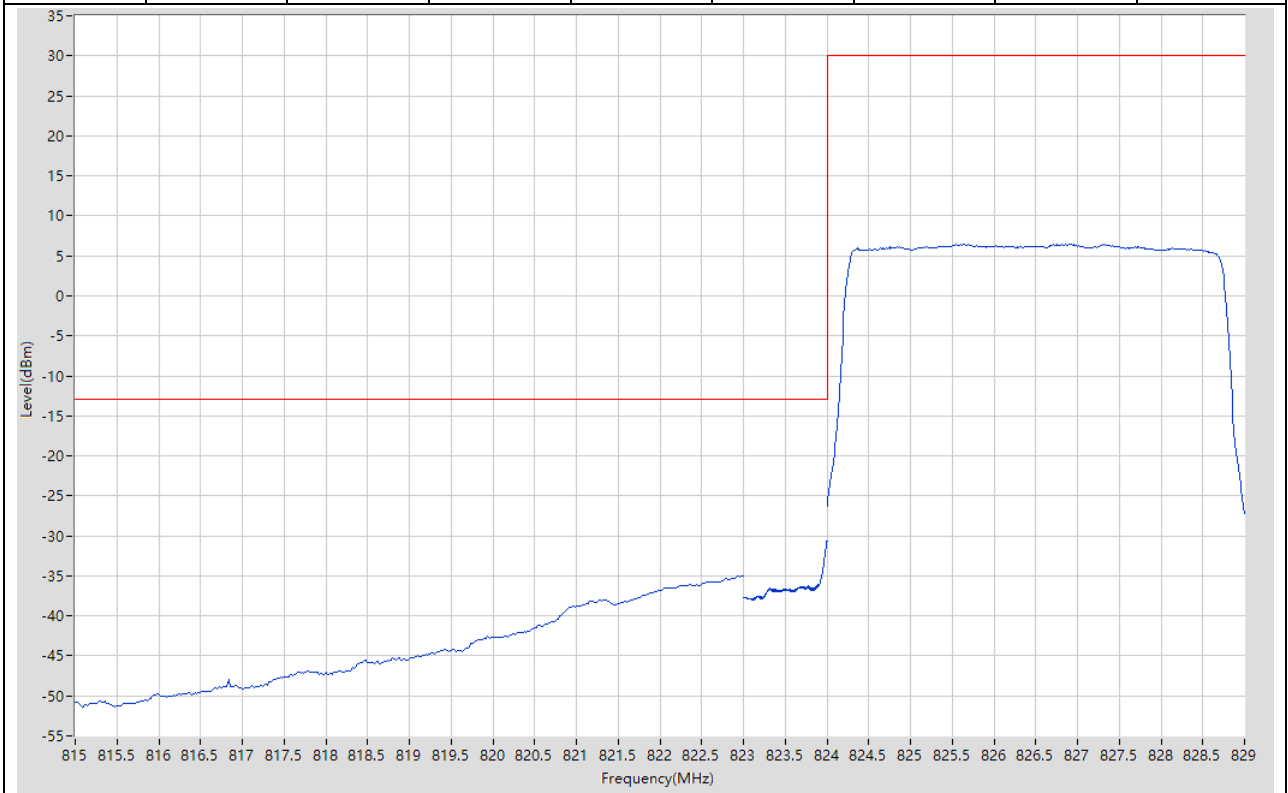
**13.19. LTE Band Edge\_Part22-24-27(NTNV)(Subtest:19, Channel:26815, Bandwidth:5, Modulation:Q16, RB Number: 1, RB Position:LOW)**

Start Frequency (MHz)	Stop Frequency (MHz)	RBW (MHz)	Detector	Frequency (MHz)	Power (dBm)	Limit (dBm)	Verdict	Sweep Point
815	823	0.1	RMS	822.28	-50.83	-13	Pass	401
823	824	0.051	RMS	824	-21.37	-13	Pass	401
824	829	0.1	RMS	824.338	19.79	30	Pass	401



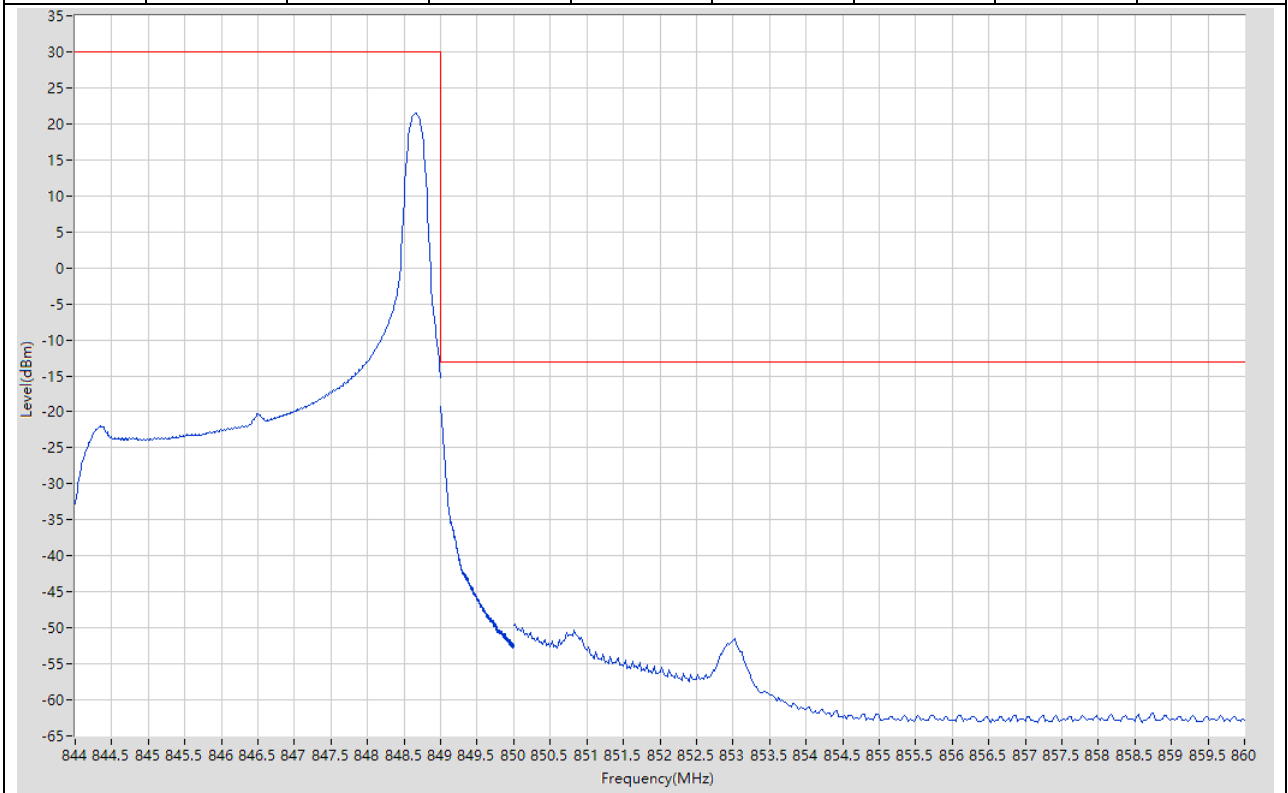
**13.20. LTE Band Edge\_Part22-24-27(NTNV)(Subtest:20, Channel:26815, Bandwidth:5, Modulation:Q16, RB Number: 25, RB Position:LOW)**

Start Frequency (MHz)	Stop Frequency (MHz)	RBW (MHz)	Detector	Frequency (MHz)	Power (dBm)	Limit (dBm)	Verdict	Sweep Point
815	823	0.1	RMS	822.94	-34.95	-13	Pass	401
823	824	0.051	RMS	824	-30.61	-13	Pass	401
824	829	0.1	RMS	825.65	6.47	30	Pass	401



**13.21. LTE Band Edge\_Part22-24-27(NTNV)(Subtest:21, Channel:27015, Bandwidth:5, Modulation:QPSK, RB Number: 1, RB Position:HIGH)**

Start Frequency (MHz)	Stop Frequency (MHz)	RBW (MHz)	Detector	Frequency (MHz)	Power (dBm)	Limit (dBm)	Verdict	Sweep Point
844	849	0.1	RMS	848.663	21.47	30	Pass	401
849	850	0.051	RMS	849	-19.23	-13	Pass	401
850	860	0.1	RMS	850.025	-49.43	-13	Pass	401



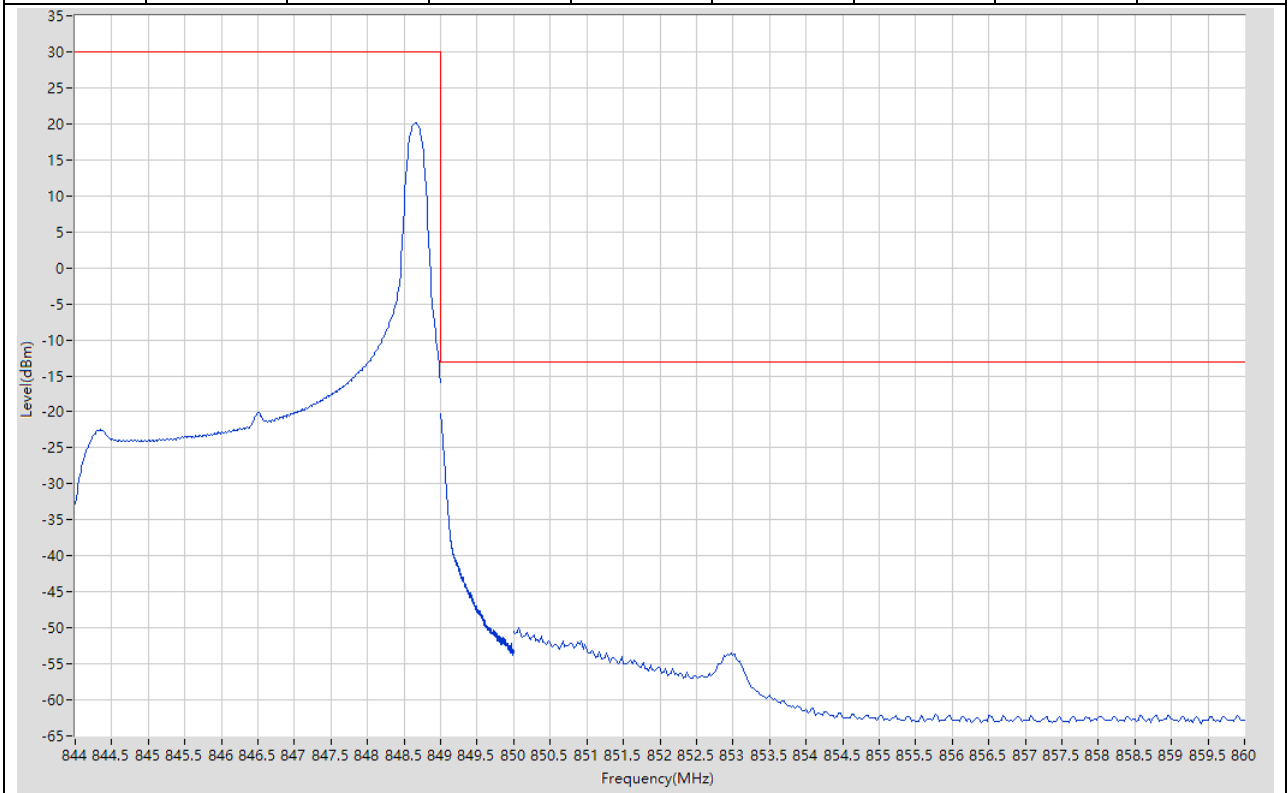
**13.22. LTE Band Edge\_Part22-24-27(NTNV)(Subtest:22, Channel:27015, Bandwidth:5, Modulation:QPSK, RB Number: 25, RB Position:HIGH)**

Start Frequency (MHz)	Stop Frequency (MHz)	RBW (MHz)	Detector	Frequency (MHz)	Power (dBm)	Limit (dBm)	Verdict	Sweep Point
844	849	0.1	RMS	845.85	7.4	30	Pass	401
849	850	0.051	RMS	849	-31.96	-13	Pass	401
850	860	0.1	RMS	850	-38.83	-13	Pass	401



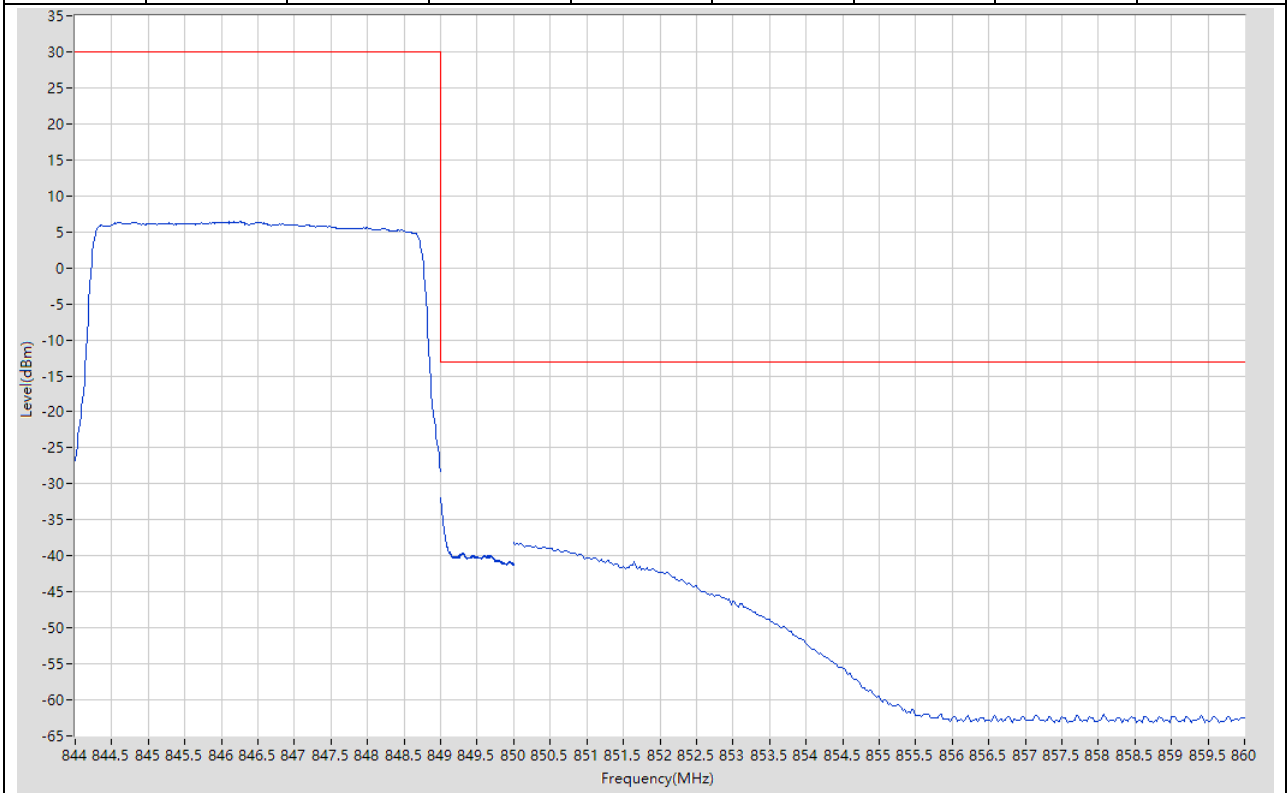
**13.23. LTE Band Edge\_Part22-24-27(NTNV)(Subtest:23, Channel:27015, Bandwidth:5, Modulation:Q16, RB Number: 1, RB Position:HIGH)**

Start Frequency (MHz)	Stop Frequency (MHz)	RBW (MHz)	Detector	Frequency (MHz)	Power (dBm)	Limit (dBm)	Verdict	Sweep Point
844	849	0.1	RMS	848.663	20.14	30	Pass	401
849	850	0.051	RMS	849.003	-20.26	-13	Pass	401
850	860	0.1	RMS	850.075	-49.9	-13	Pass	401



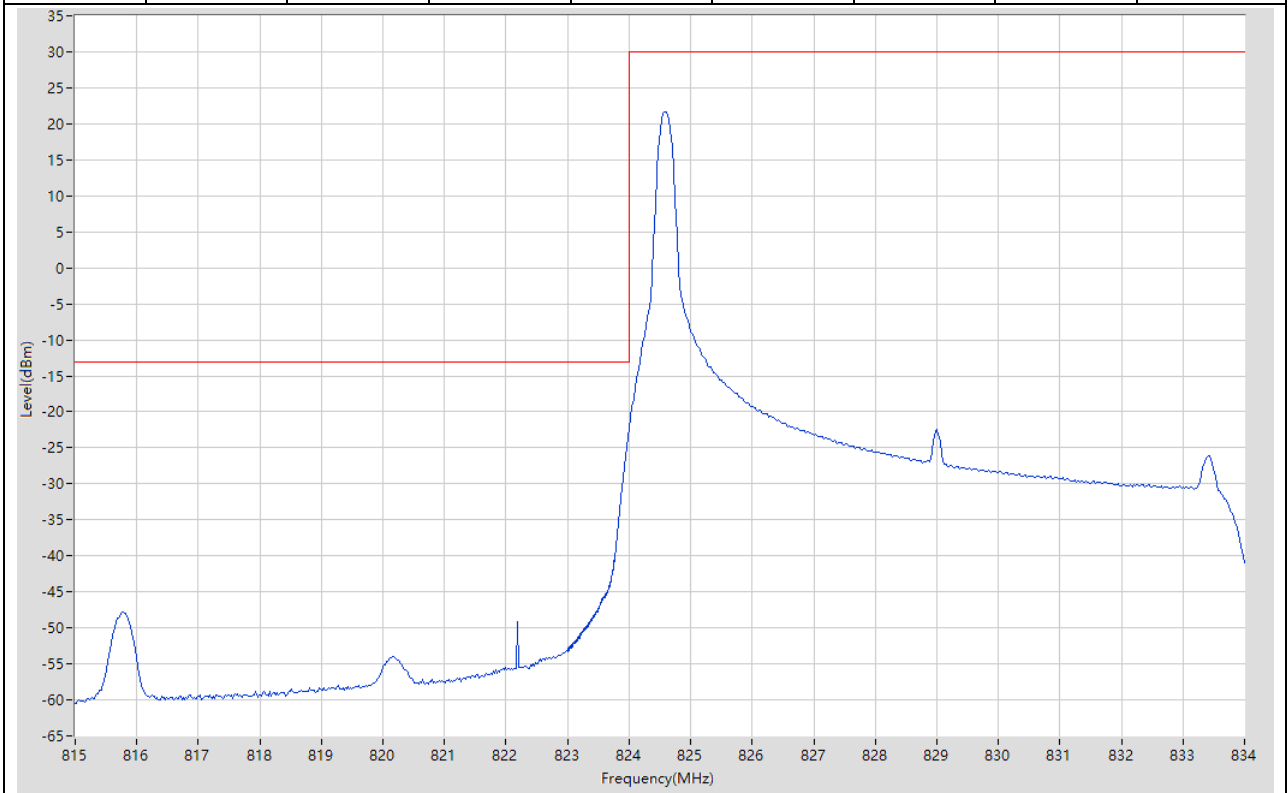
**13.24. LTE Band Edge\_Part22-24-27(NTNV)(Subtest:24, Channel:27015, Bandwidth:5, Modulation:Q16, RB Number: 25, RB Position:HIGH)**

Start Frequency (MHz)	Stop Frequency (MHz)	RBW (MHz)	Detector	Frequency (MHz)	Power (dBm)	Limit (dBm)	Verdict	Sweep Point
844	849	0.1	RMS	846.113	6.42	30	Pass	401
849	850	0.051	RMS	849	-31.92	-13	Pass	401
850	860	0.1	RMS	850	-38.17	-13	Pass	401



**13.25. LTE Band Edge\_Part22-24-27(NTNV)(Subtest:25, Channel:26840, Bandwidth:10, Modulation:QPSK, RB Number: 1, RB Position:LOW)**

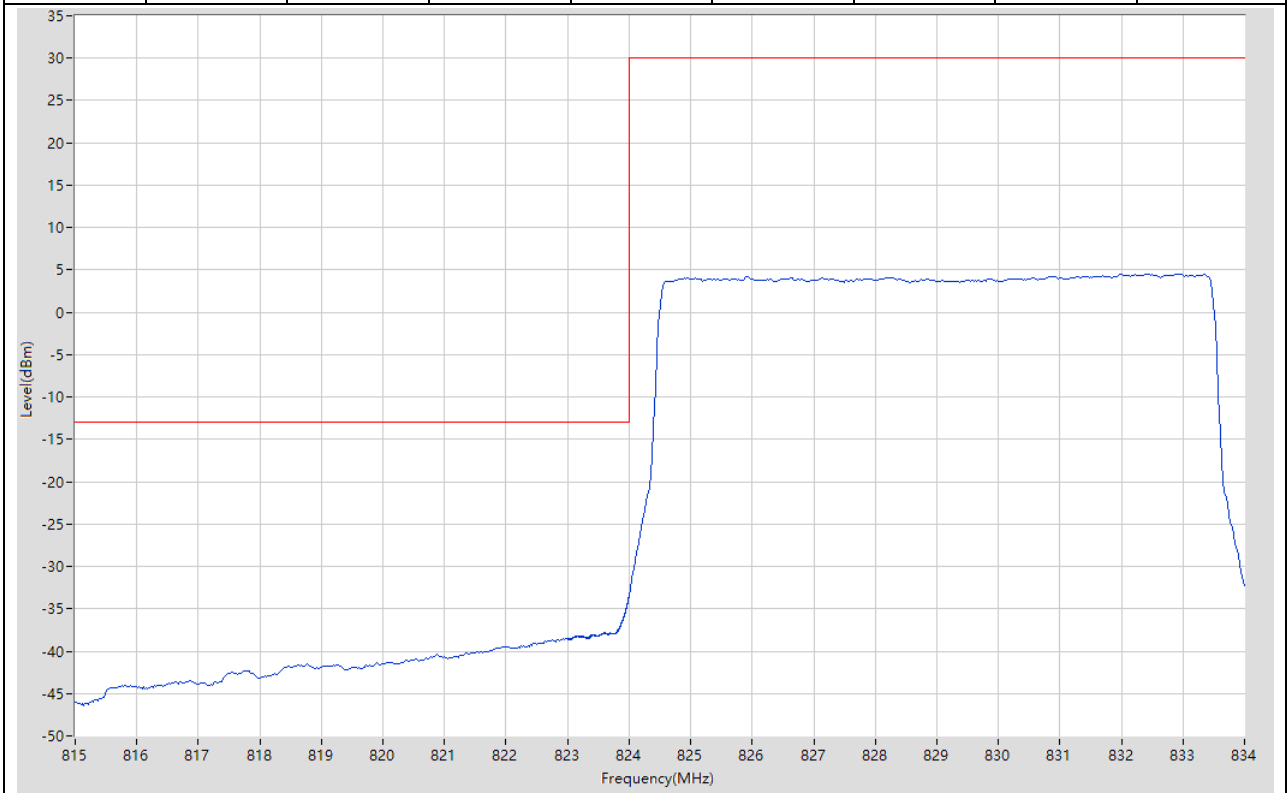
Start Frequency (MHz)	Stop Frequency (MHz)	RBW (MHz)	Detector	Frequency (MHz)	Power (dBm)	Limit (dBm)	Verdict	Sweep Point
815	823	0.1	RMS	815.78	-47.79	-13	Pass	401
823	824	0.1	RMS	824	-22.39	-13	Pass	401
824	834	0.1	RMS	824.575	21.71	30	Pass	401





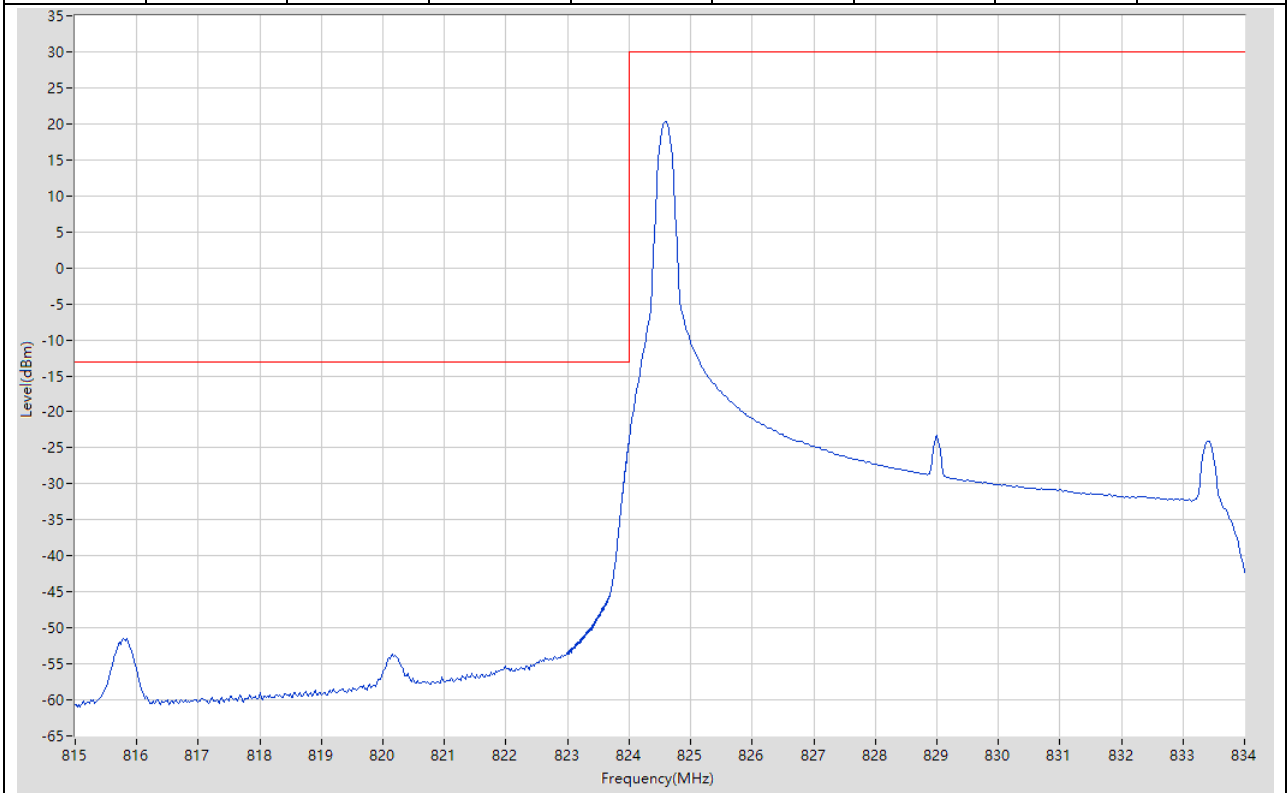
**13.26. LTE Band Edge\_Part22-24-27(NTNV)(Subtest:26, Channel:26840, Bandwidth:10, Modulation:QPSK, RB Number: 50, RB Position:LOW)**

Start Frequency (MHz)	Stop Frequency (MHz)	RBW (MHz)	Detector	Frequency (MHz)	Power (dBm)	Limit (dBm)	Verdict	Sweep Point
815	823	0.1	RMS	822.98	-38.46	-13	Pass	401
823	824	0.1	RMS	824	-33.39	-13	Pass	401
824	834	0.1	RMS	831.975	4.52	30	Pass	401



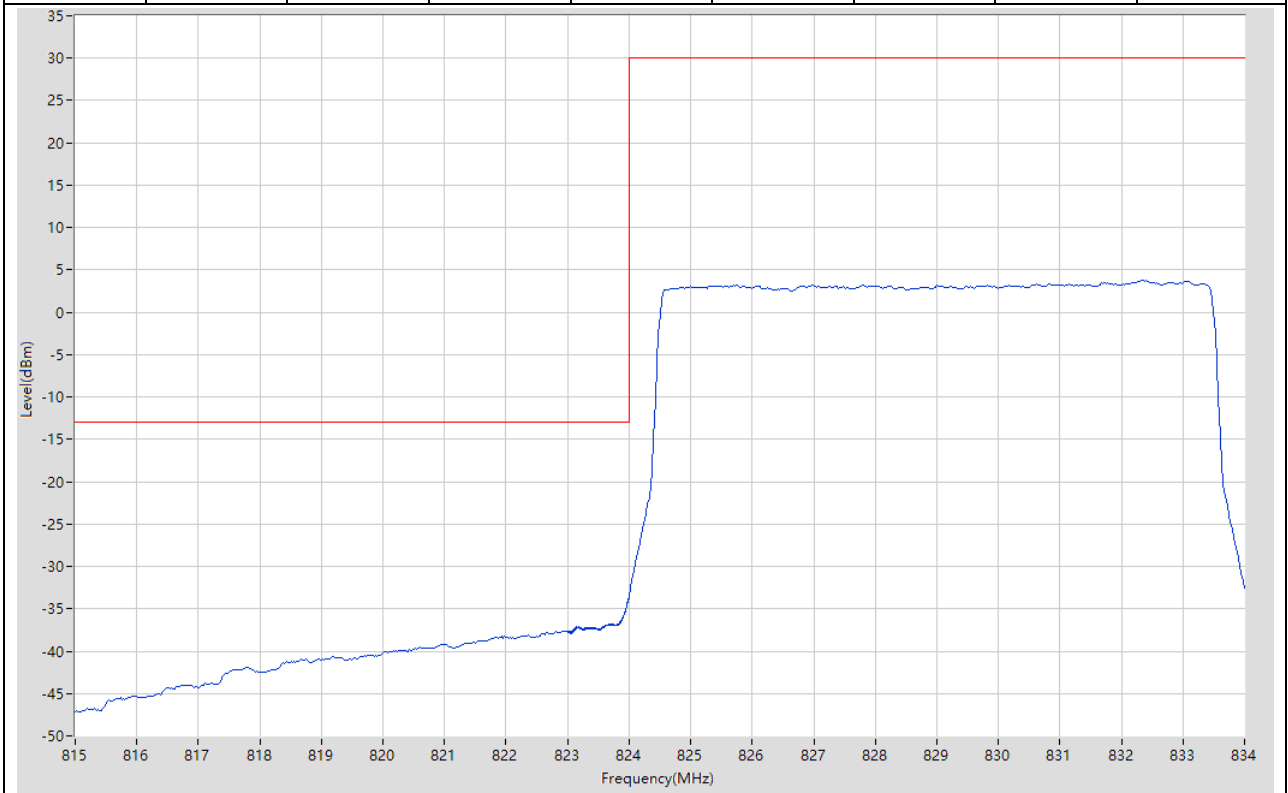
**13.27. LTE Band Edge\_Part22-24-27(NTNV)(Subtest:27, Channel:26840, Bandwidth:10, Modulation:Q16, RB Number: 1, RB Position:LOW)**

Start Frequency (MHz)	Stop Frequency (MHz)	RBW (MHz)	Detector	Frequency (MHz)	Power (dBm)	Limit (dBm)	Verdict	Sweep Point
815	823	0.1	RMS	815.78	-51.41	-13	Pass	401
823	824	0.1	RMS	824	-23.98	-13	Pass	401
824	834	0.1	RMS	824.6	20.28	30	Pass	401



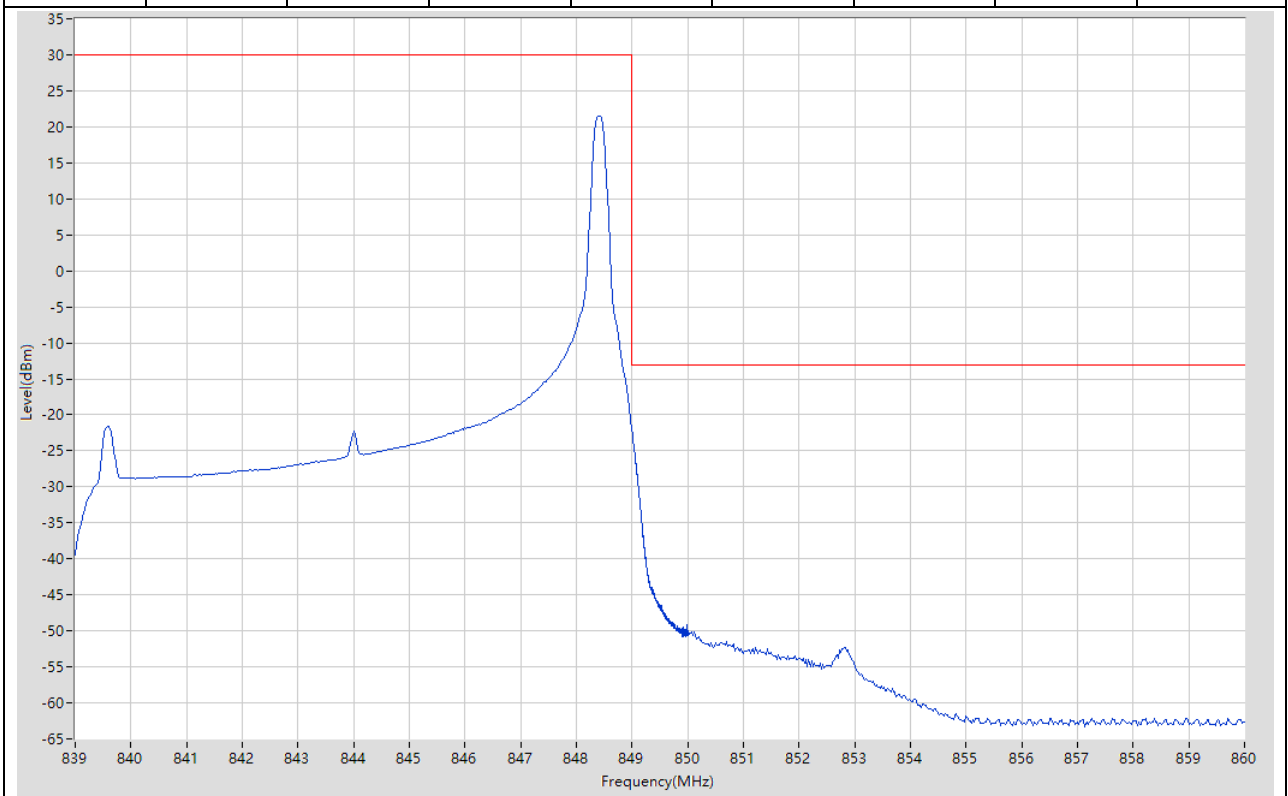
**13.28. LTE Band Edge\_Part22-24-27(NTNV)(Subtest:28, Channel:26840, Bandwidth:10, Modulation:Q16, RB Number: 50, RB Position:LOW)**

Start Frequency (MHz)	Stop Frequency (MHz)	RBW (MHz)	Detector	Frequency (MHz)	Power (dBm)	Limit (dBm)	Verdict	Sweep Point
815	823	0.1	RMS	822.98	-37.6	-13	Pass	401
823	824	0.1	RMS	824	-33.52	-13	Pass	401
824	834	0.1	RMS	832.4	3.79	30	Pass	401



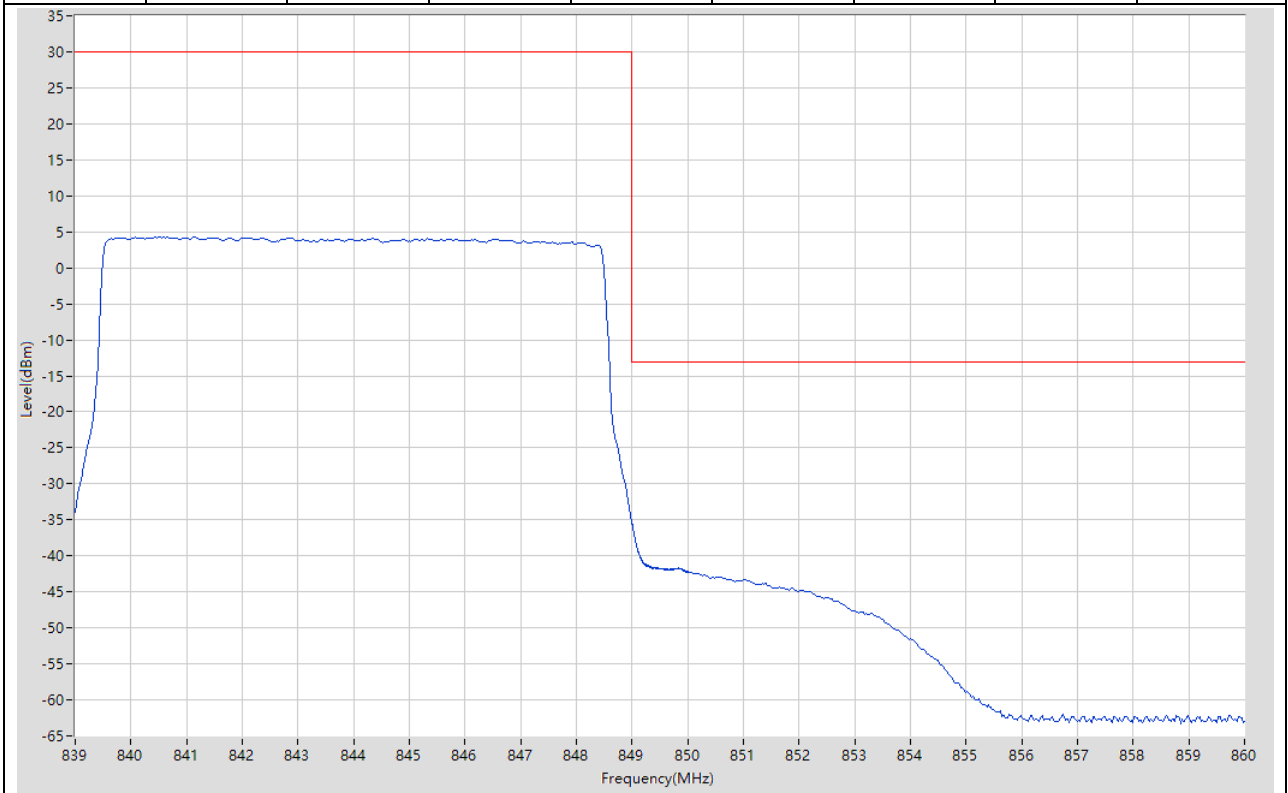
**13.29. LTE Band Edge\_Part22-24-27(NTNV)(Subtest:29, Channel:26990, Bandwidth:10, Modulation:QPSK, RB Number: 1, RB Position:HIGH)**

Start Frequency (MHz)	Stop Frequency (MHz)	RBW (MHz)	Detector	Frequency (MHz)	Power (dBm)	Limit (dBm)	Verdict	Sweep Point
839	849	0.1	RMS	848.425	21.55	30	Pass	401
849	850	0.1	RMS	849.003	-22.16	-13	Pass	401
850	860	0.1	RMS	850	-49.98	-13	Pass	401



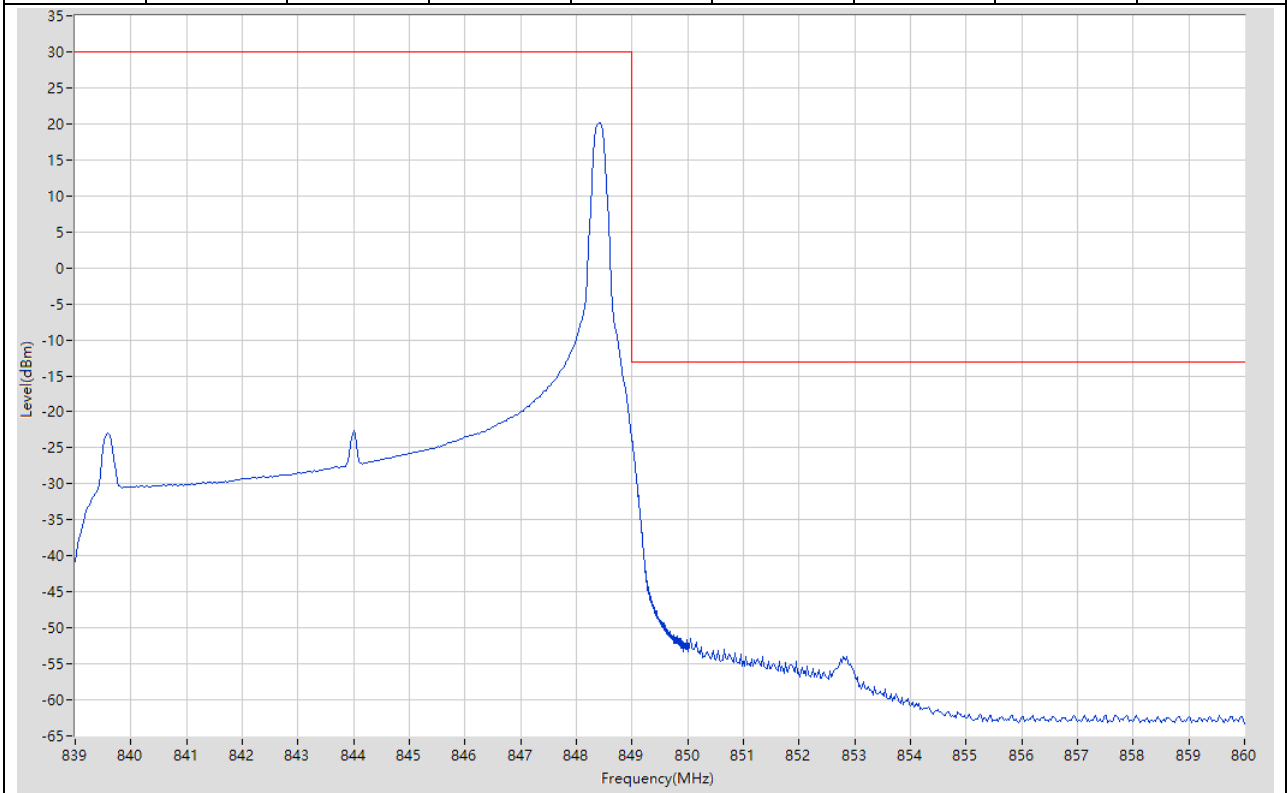
**13.30. LTE Band Edge\_Part22-24-27(NTNV)(Subtest:30, Channel:26990, Bandwidth:10, Modulation:QPSK, RB Number: 50, RB Position:HIGH)**

Start Frequency (MHz)	Stop Frequency (MHz)	RBW (MHz)	Detector	Frequency (MHz)	Power (dBm)	Limit (dBm)	Verdict	Sweep Point
839	849	0.1	RMS	840.075	4.25	30	Pass	401
849	850	0.1	RMS	849.003	-35.45	-13	Pass	401
850	860	0.1	RMS	850.05	-42.23	-13	Pass	401



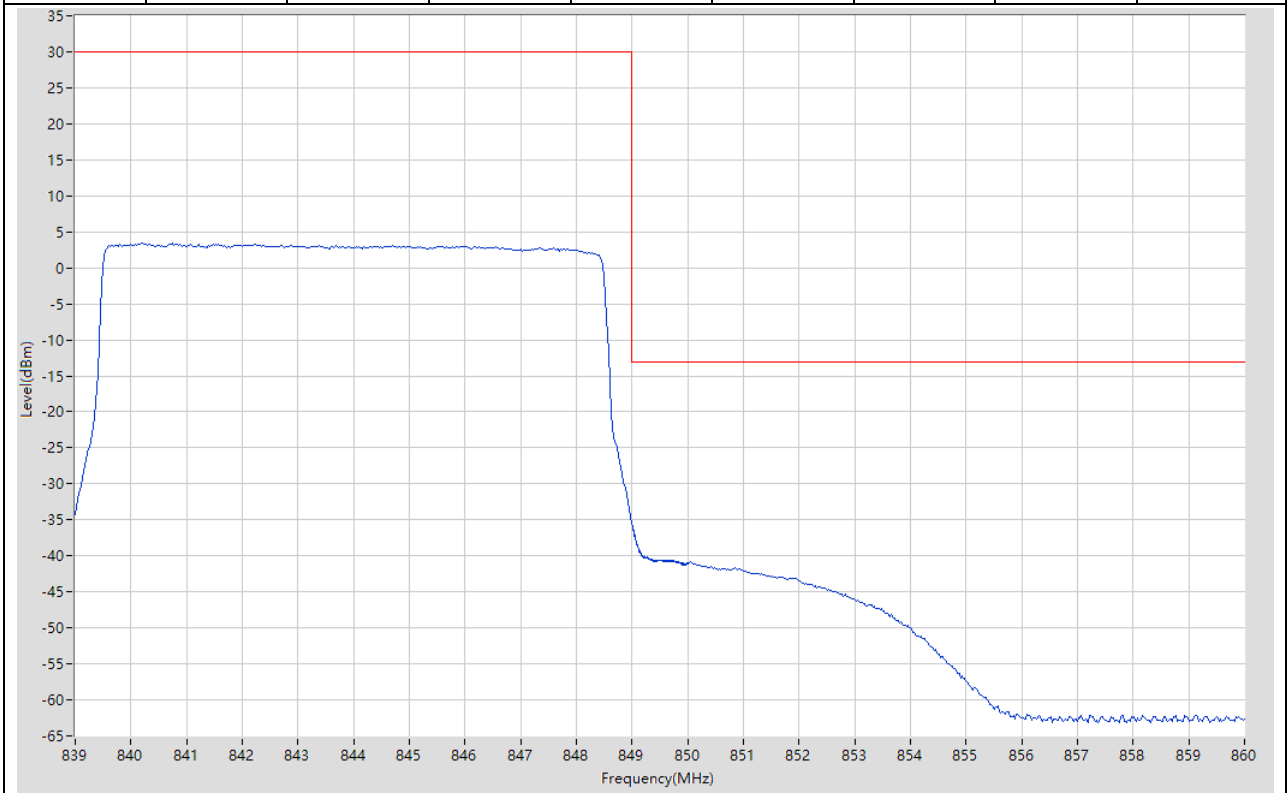
**13.31. LTE Band Edge\_Part22-24-27(NTNV)(Subtest:31, Channel:26990, Bandwidth:10, Modulation:Q16, RB Number: 1, RB Position:HIGH)**

Start Frequency (MHz)	Stop Frequency (MHz)	RBW (MHz)	Detector	Frequency (MHz)	Power (dBm)	Limit (dBm)	Verdict	Sweep Point
839	849	0.1	RMS	848.4	20.11	30	Pass	401
849	850	0.1	RMS	849.003	-23.9	-13	Pass	401
850	860	0.1	RMS	850.05	-51.55	-13	Pass	401



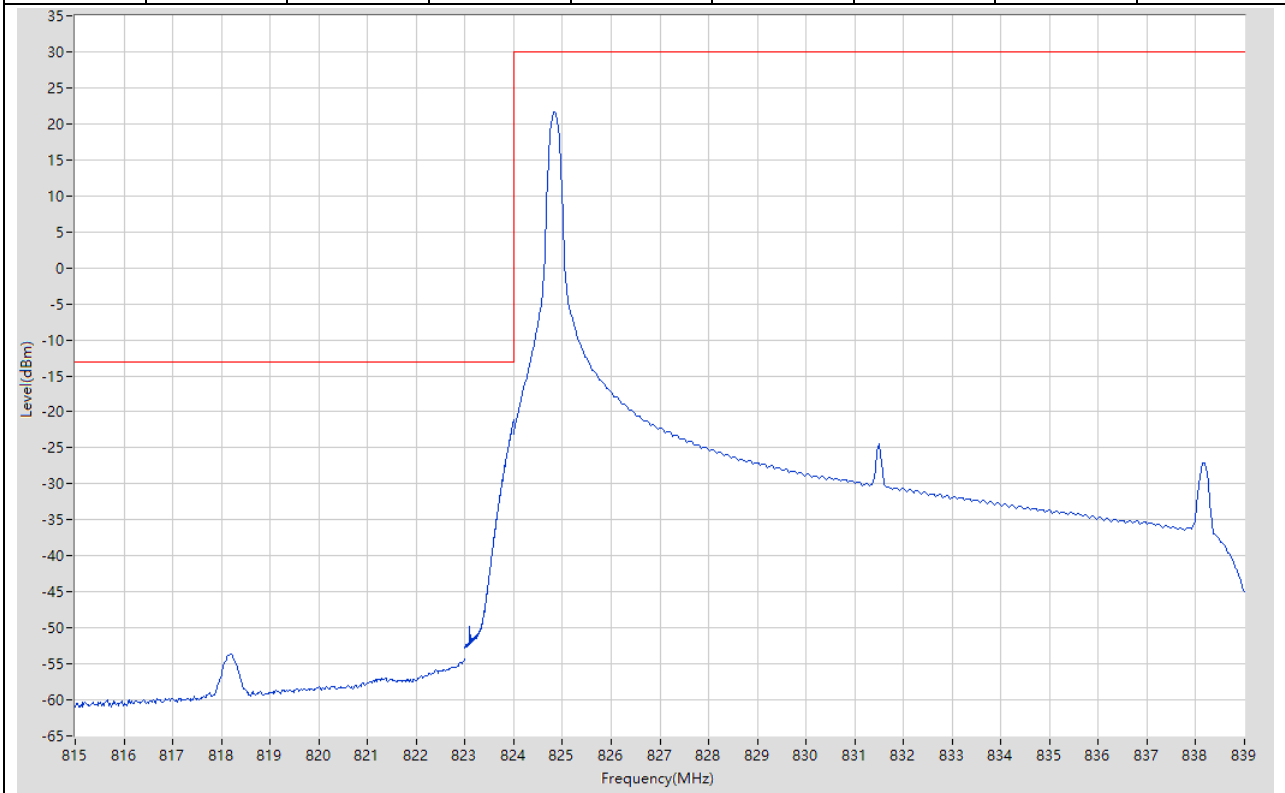
**13.32. LTE Band Edge\_Part22-24-27(NTNV)(Subtest:32, Channel:26990, Bandwidth:10, Modulation:Q16, RB Number: 50, RB Position:HIGH)**

Start Frequency (MHz)	Stop Frequency (MHz)	RBW (MHz)	Detector	Frequency (MHz)	Power (dBm)	Limit (dBm)	Verdict	Sweep Point
839	849	0.1	RMS	840.75	3.41	30	Pass	401
849	850	0.1	RMS	849	-35.53	-13	Pass	401
850	860	0.1	RMS	850.05	-40.84	-13	Pass	401



**13.33. LTE Band Edge\_Part22-24-27(NTNV)(Subtest:33, Channel:26865, Bandwidth:15, Modulation:QPSK, RB Number: 1, RB Position:LOW)**

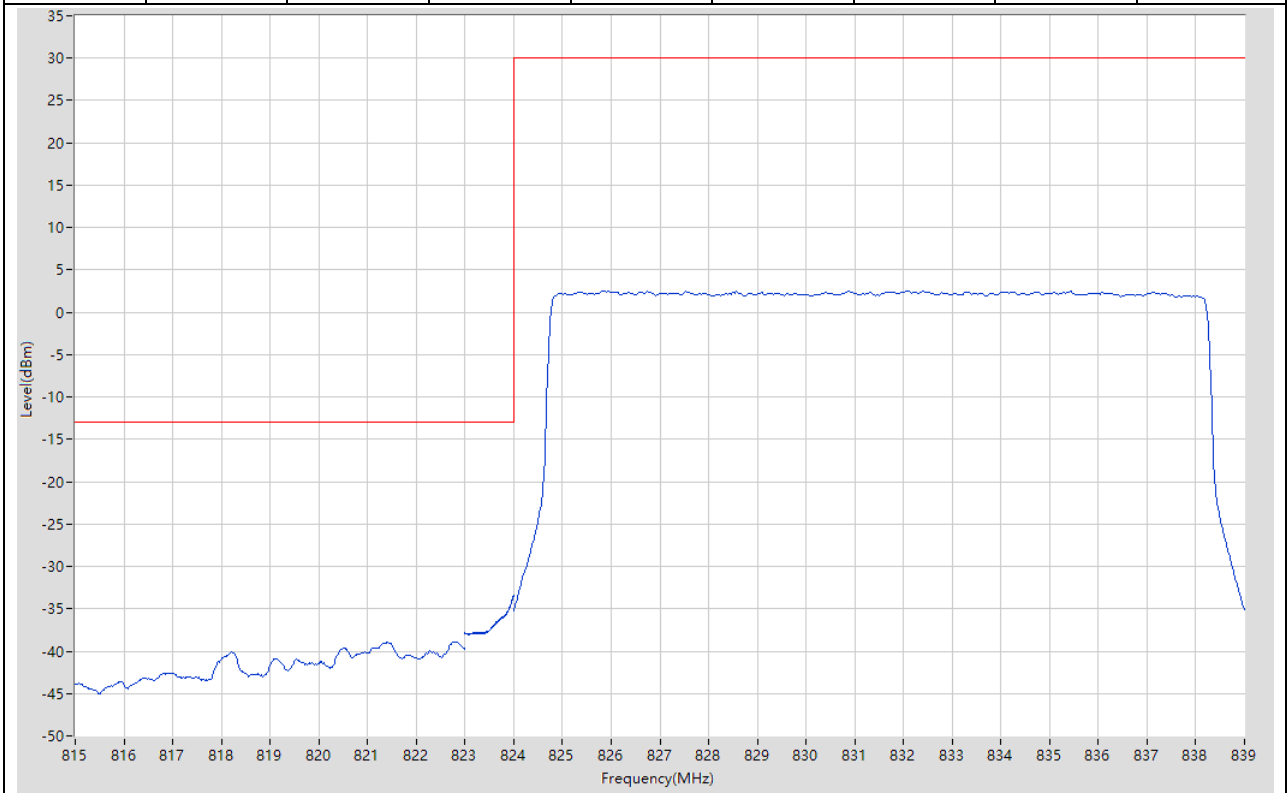
Start Frequency (MHz)	Stop Frequency (MHz)	RBW (MHz)	Detector	Frequency (MHz)	Power (dBm)	Limit (dBm)	Verdict	Sweep Point
815	823	0.1	RMS	818.2	-53.58	-13	Pass	401
823	824	0.15	RMS	823.998	-21.14	-13	Pass	401
824	839	0.1	RMS	824.825	21.65	30	Pass	401





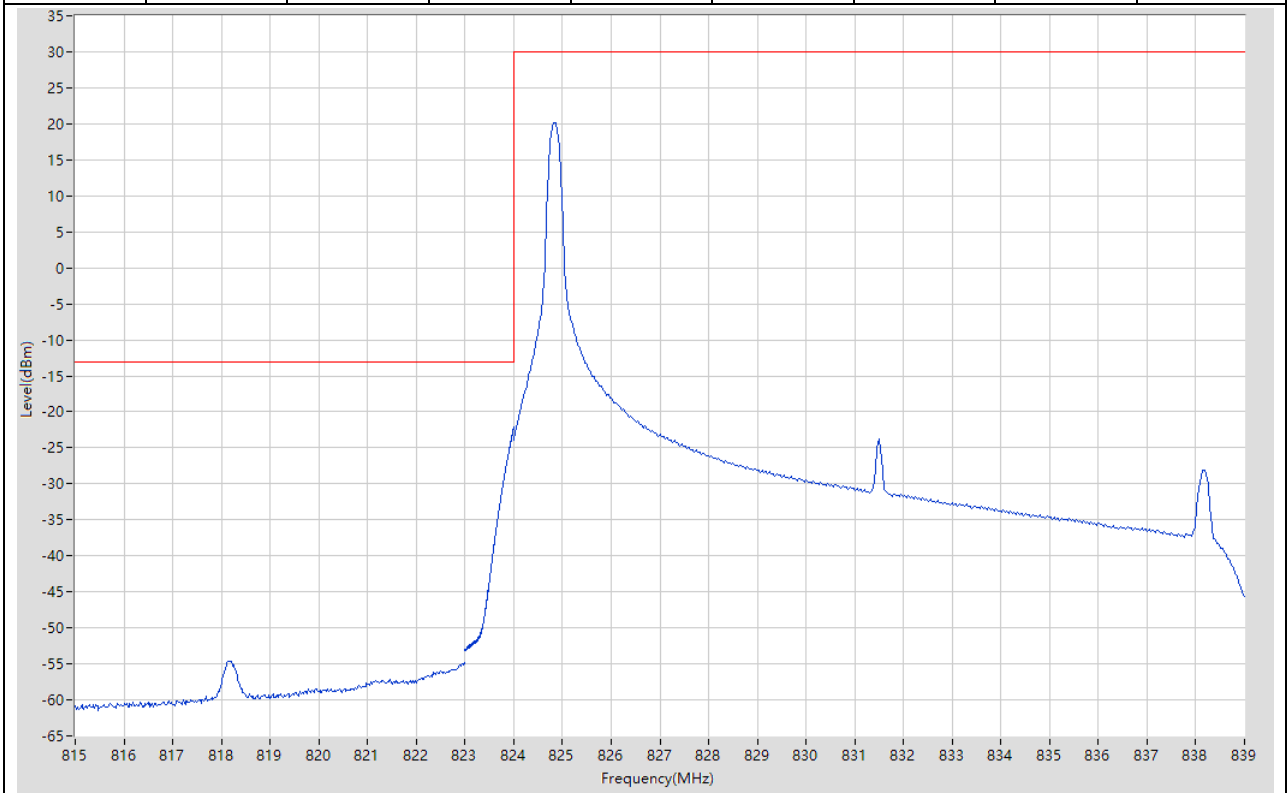
**13.34. LTE Band Edge\_Part22-24-27(NTNV)(Subtest:34, Channel:26865, Bandwidth:15, Modulation:QPSK, RB Number: 75, RB Position:LOW)**

Start Frequency (MHz)	Stop Frequency (MHz)	RBW (MHz)	Detector	Frequency (MHz)	Power (dBm)	Limit (dBm)	Verdict	Sweep Point
815	823	0.1	RMS	822.78	-38.87	-13	Pass	401
823	824	0.15	RMS	823.995	-33.39	-13	Pass	401
824	839	0.1	RMS	832.1	2.57	30	Pass	401



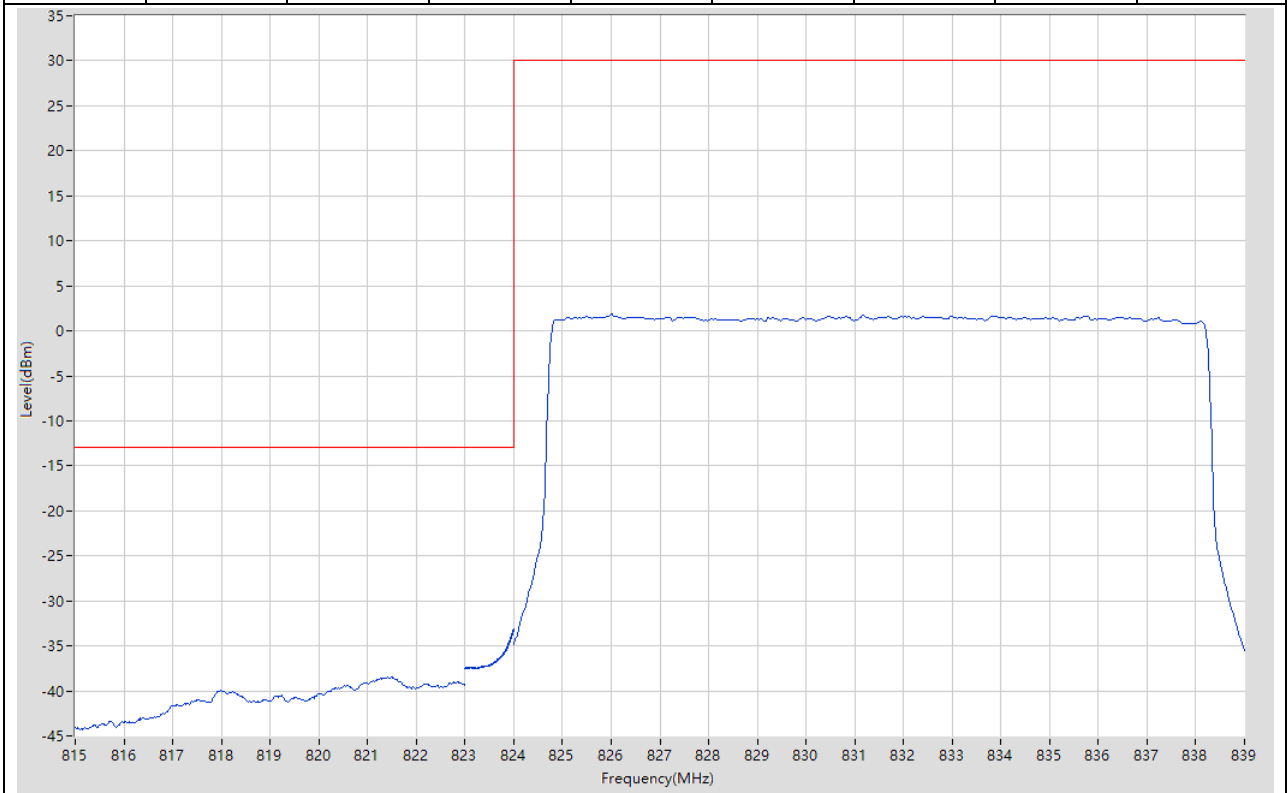
**13.35. LTE Band Edge\_Part22-24-27(NTNV)(Subtest:35, Channel:26865, Bandwidth:15, Modulation:Q16, RB Number: 1, RB Position:LOW)**

Start Frequency (MHz)	Stop Frequency (MHz)	RBW (MHz)	Detector	Frequency (MHz)	Power (dBm)	Limit (dBm)	Verdict	Sweep Point
815	823	0.1	RMS	818.16	-54.69	-13	Pass	401
823	824	0.15	RMS	824	-22.15	-13	Pass	401
824	839	0.1	RMS	824.863	20.12	30	Pass	401



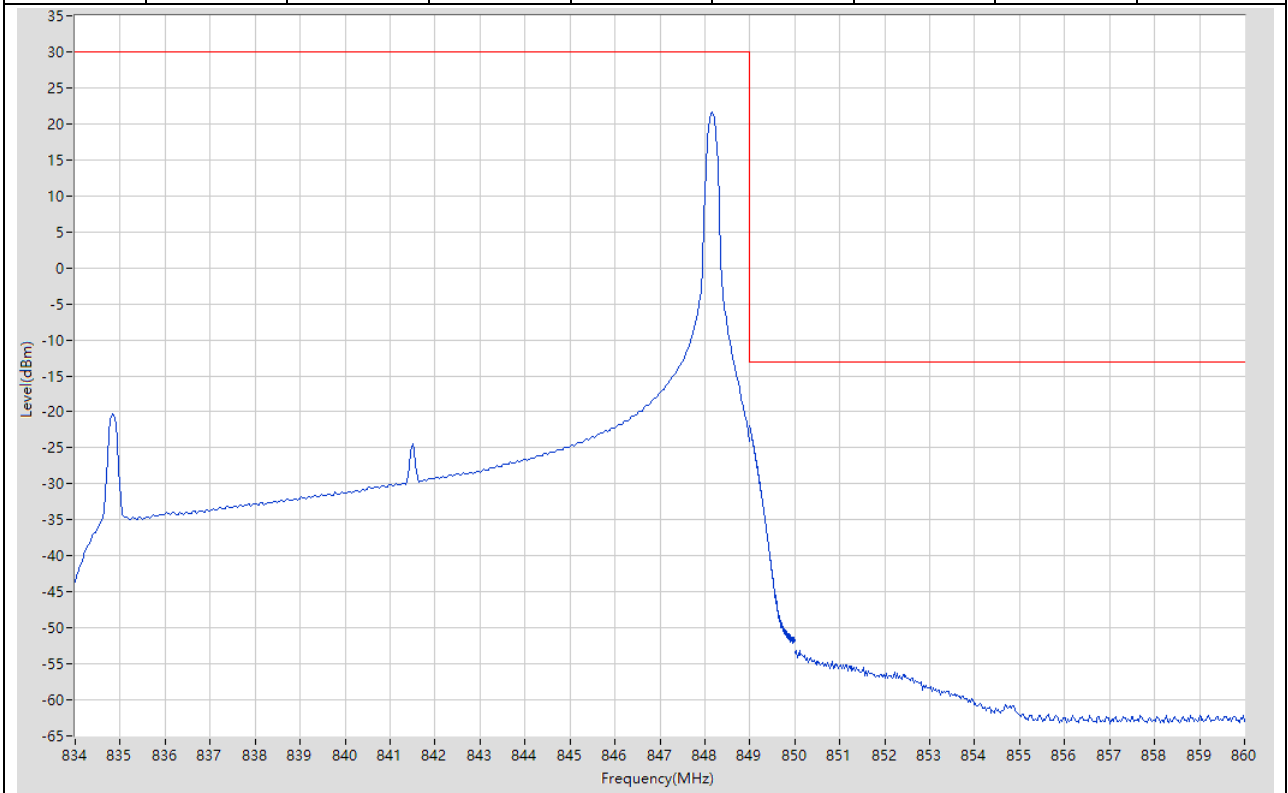
**13.36. LTE Band Edge\_Part22-24-27(NTNV)(Subtest:36, Channel:26865, Bandwidth:15, Modulation:Q16, RB Number: 75, RB Position:LOW)**

Start Frequency (MHz)	Stop Frequency (MHz)	RBW (MHz)	Detector	Frequency (MHz)	Power (dBm)	Limit (dBm)	Verdict	Sweep Point
815	823	0.1	RMS	821.48	-38.46	-13	Pass	401
823	824	0.15	RMS	823.998	-33.05	-13	Pass	401
824	839	0.1	RMS	826.025	1.81	30	Pass	401



**13.37. LTE Band Edge\_Part22-24-27(NTNV)(Subtest:37, Channel:26965, Bandwidth:15, Modulation:QPSK, RB Number: 1, RB Position:HIGH)**

Start Frequency (MHz)	Stop Frequency (MHz)	RBW (MHz)	Detector	Frequency (MHz)	Power (dBm)	Limit (dBm)	Verdict	Sweep Point
834	849	0.1	RMS	848.175	21.59	30	Pass	401
849	850	0.15	RMS	849	-21.93	-13	Pass	401
850	860	0.1	RMS	850.1	-53.11	-13	Pass	401



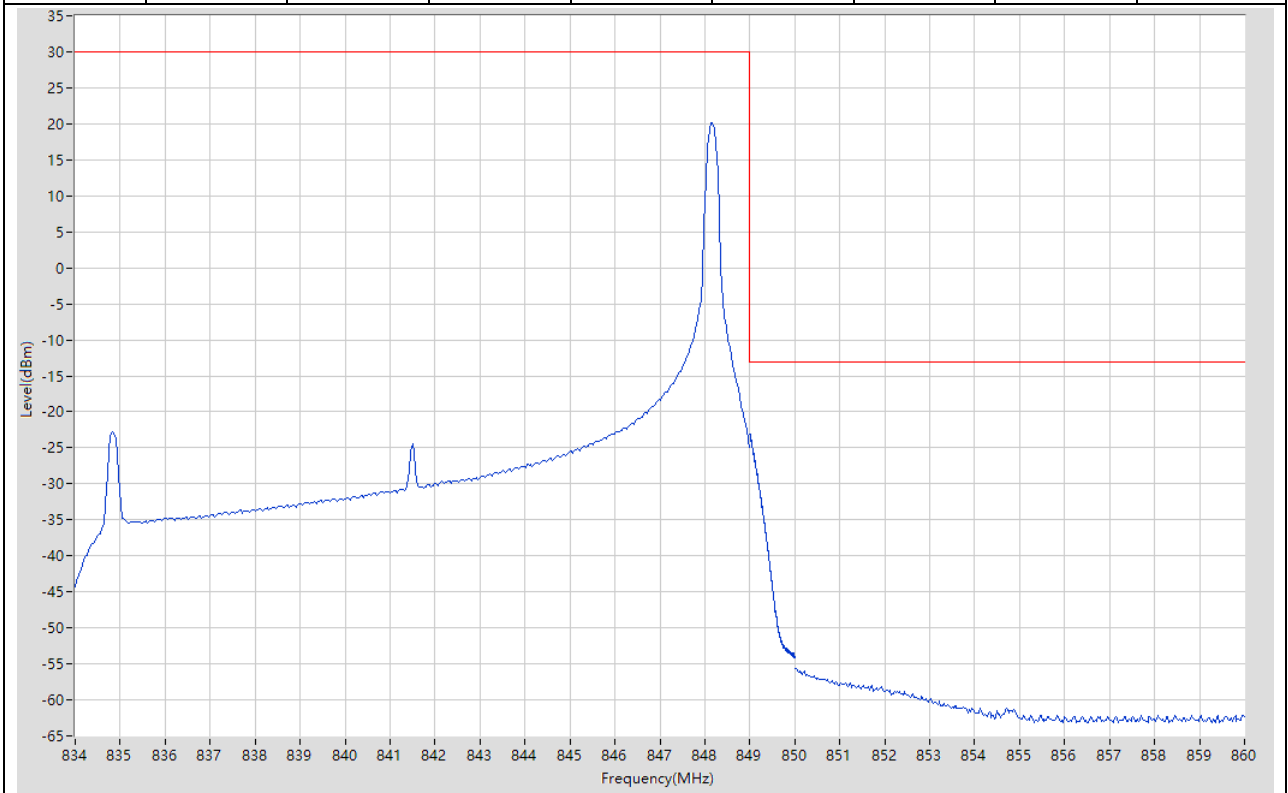
**13.38. LTE Band Edge\_Part22-24-27(NTNV)(Subtest:38, Channel:26965, Bandwidth:15, Modulation:QPSK, RB Number: 75, RB Position:HIGH)**

Start Frequency (MHz)	Stop Frequency (MHz)	RBW (MHz)	Detector	Frequency (MHz)	Power (dBm)	Limit (dBm)	Verdict	Sweep Point
834	849	0.1	RMS	835.875	2.87	30	Pass	401
849	850	0.15	RMS	849.003	-34.76	-13	Pass	401
850	860	0.1	RMS	850.25	-42.39	-13	Pass	401



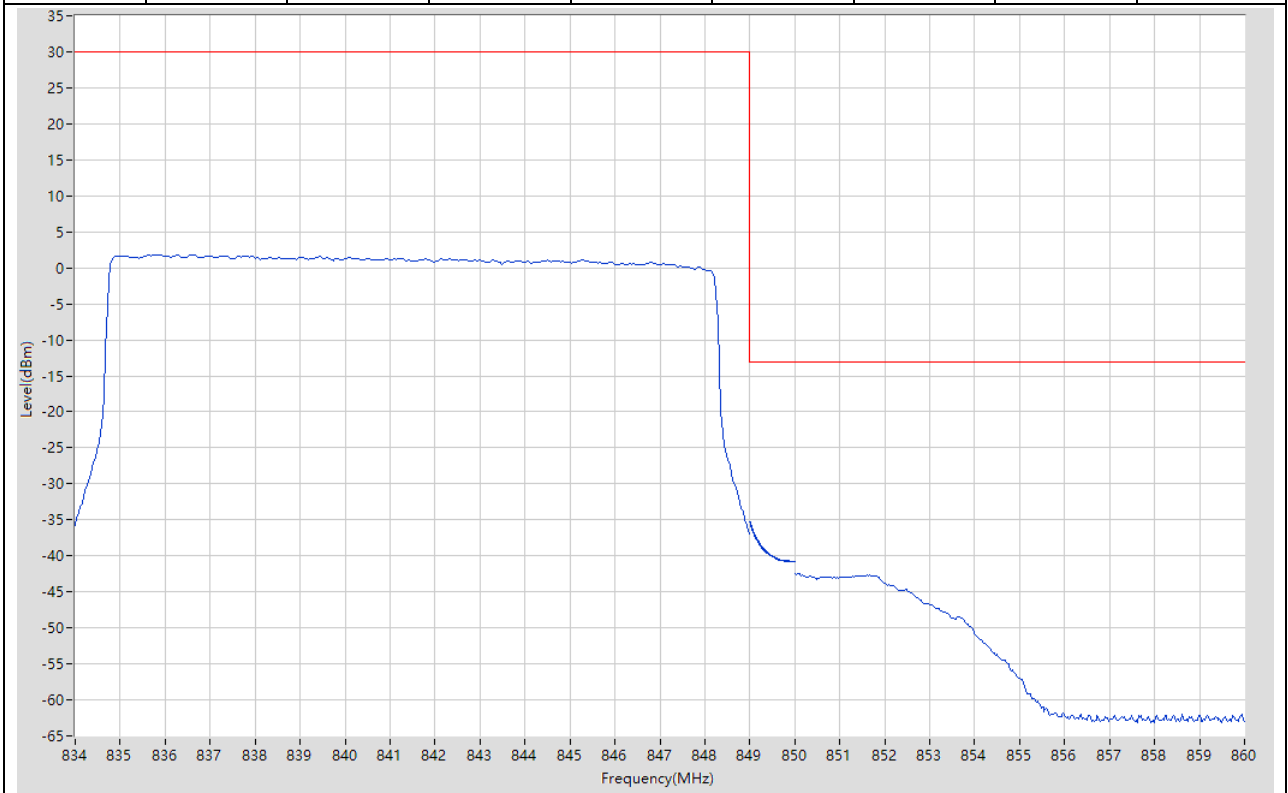
**13.39. LTE Band Edge\_Part22-24-27(NTNV)(Subtest:39, Channel:26965, Bandwidth:15, Modulation:Q16, RB Number: 1, RB Position:HIGH)**

Start Frequency (MHz)	Stop Frequency (MHz)	RBW (MHz)	Detector	Frequency (MHz)	Power (dBm)	Limit (dBm)	Verdict	Sweep Point
834	849	0.1	RMS	848.138	20.1	30	Pass	401
849	850	0.15	RMS	849.008	-23.02	-13	Pass	401
850	860	0.1	RMS	850	-55.62	-13	Pass	401



**13.40. LTE Band Edge\_Part22-24-27(NTNV)(Subtest:40, Channel:26965, Bandwidth:15, Modulation:Q16, RB Number: 75, RB Position:HIGH)**

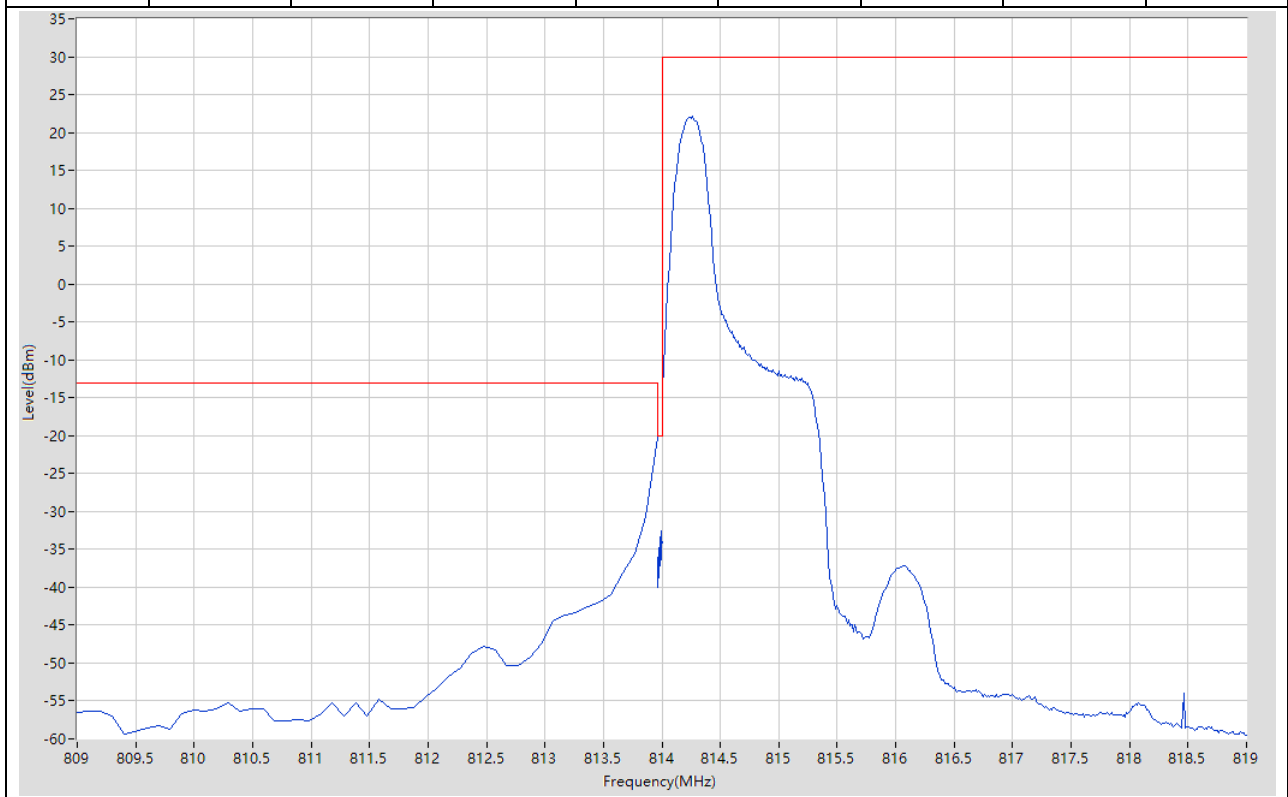
Start Frequency (MHz)	Stop Frequency (MHz)	RBW (MHz)	Detector	Frequency (MHz)	Power (dBm)	Limit (dBm)	Verdict	Sweep Point
834	849	0.1	RMS	836.25	1.84	30	Pass	401
849	850	0.15	RMS	849.003	-35.25	-13	Pass	401
850	860	0.1	RMS	850.05	-42.45	-13	Pass	401



## 14. LTE\_Band26(part90)

### 14.1. LTE Band Edge\_Part90(NTNV)(Subtest:1, Channel:26697, Bandwidth:1.4, Modulation:QPSK, RB Number: 1, RB Position:LOW)

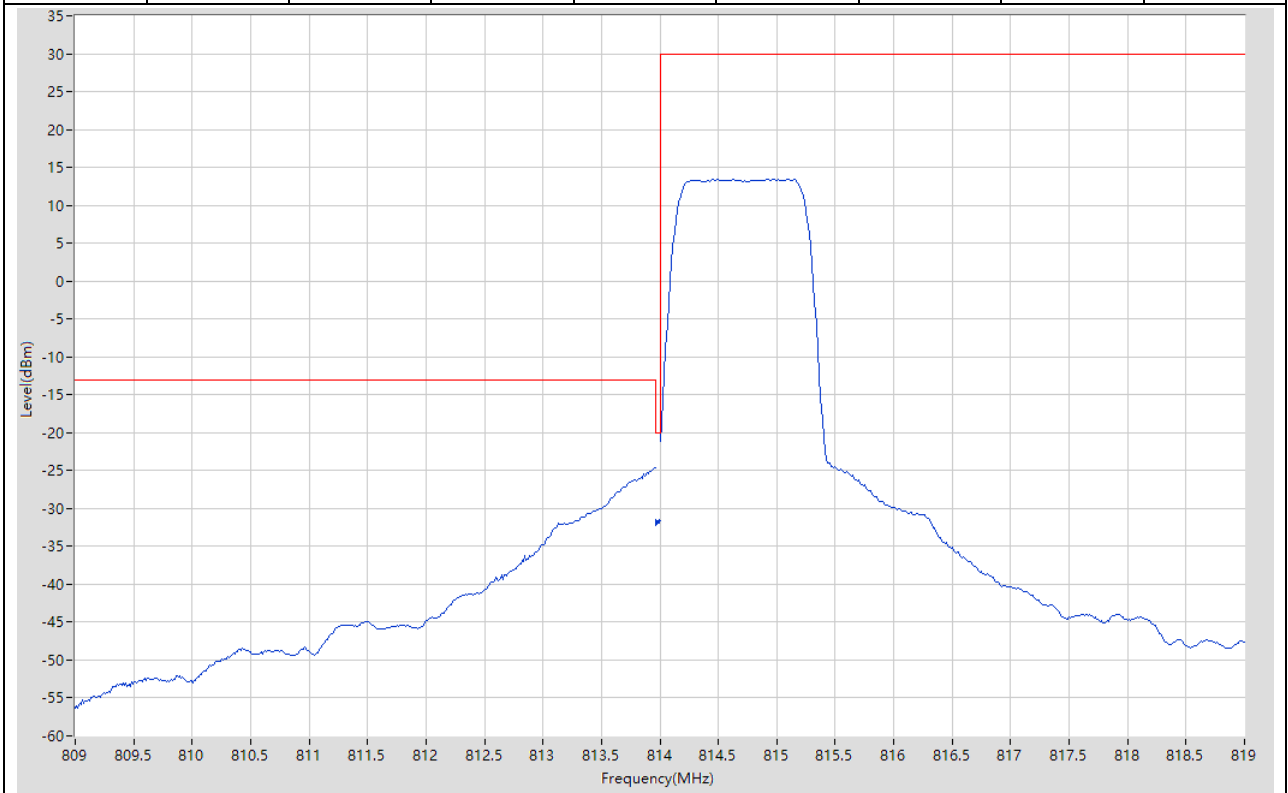
Start Frequency (MHz)	Stop Frequency (MHz)	RBW (MHz)	Detector	Frequency (MHz)	Power (dBm)	Limit (dBm)	Verdict	Sweep Point
809	813.9625	0.1	RMS	813.963	-20.26	-13	Pass	51
813.9625	814	0.002	RMS	813.999	-32.57	-20	Pass	401
814	819	0.1	RMS	814.263	22.09	30	Pass	401





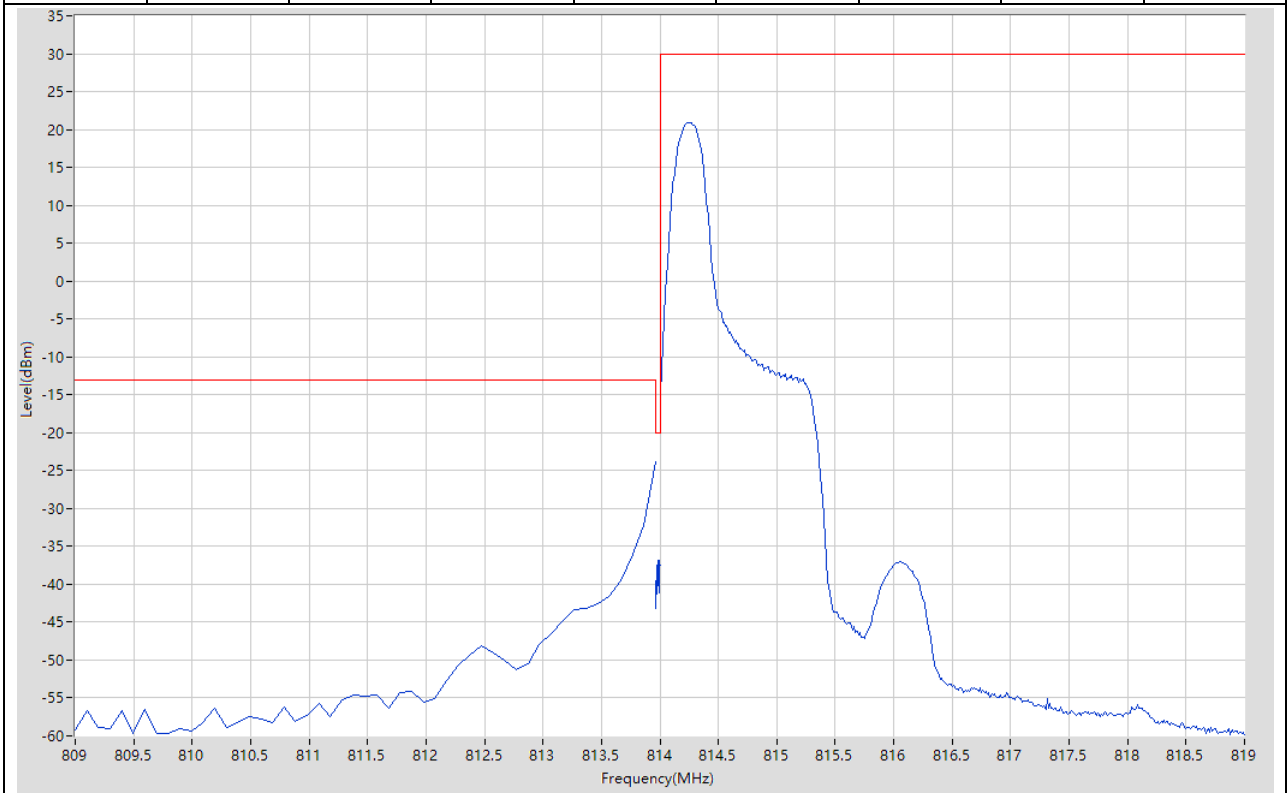
**14.2. LTE Band Edge\_Part90(NTNV)(Subtest:2, Channel:26697, Bandwidth:1.4, Modulation:QPSK, RB Number: 6, RB Position:LOW)**

Start Frequency (MHz)	Stop Frequency (MHz)	RBW (MHz)	Detector	Frequency (MHz)	Power (dBm)	Limit (dBm)	Verdict	Sweep Point
809	813.9625	0.1	RMS	813.963	-24.61	-13	Pass	401
813.9625	814	0.02	RMS	813.996	-31.49	-20	Pass	401
814	819	0.1	RMS	815.1	13.4	30	Pass	401



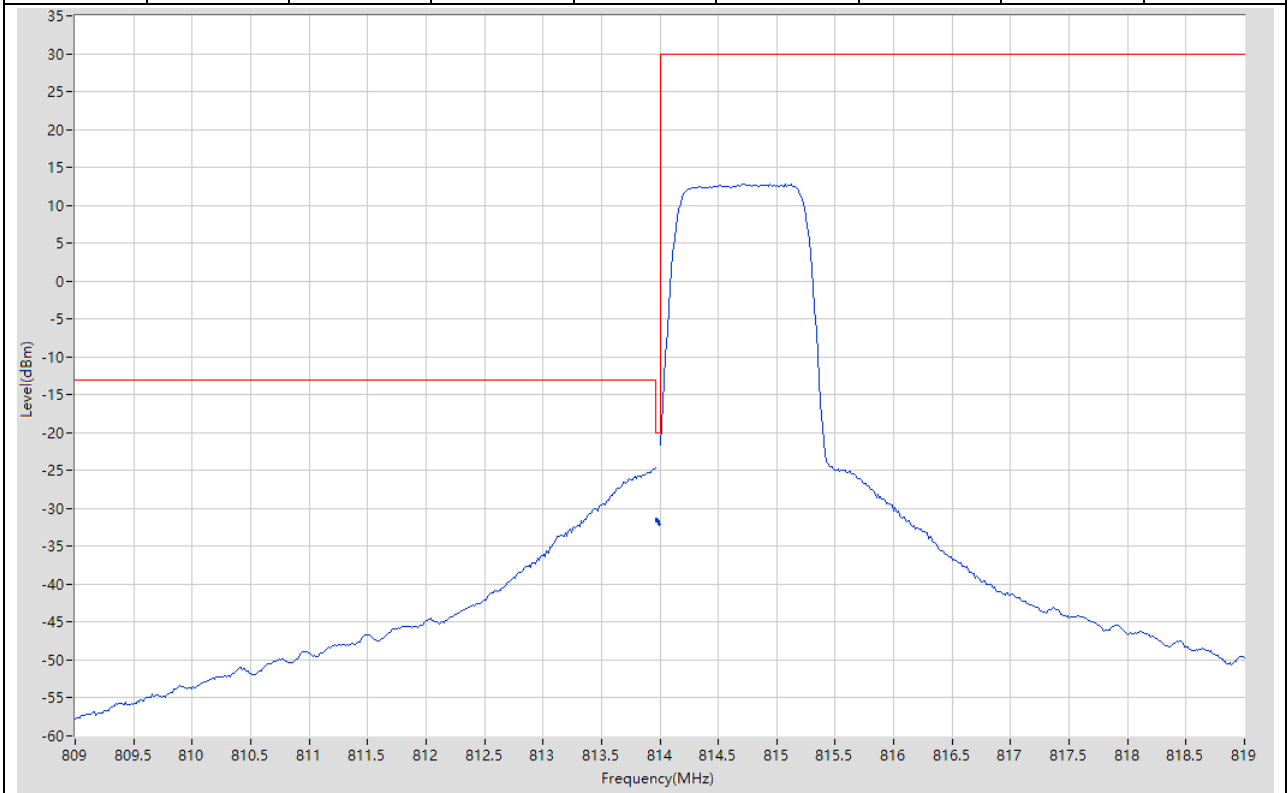
**14.3. LTE Band Edge\_Part90(NTNV)(Subtest:3, Channel:26697, Bandwidth:1.4, Modulation:Q16, RB Number: 1, RB Position:LOW)**

Start Frequency (MHz)	Stop Frequency (MHz)	RBW (MHz)	Detector	Frequency (MHz)	Power (dBm)	Limit (dBm)	Verdict	Sweep Point
809	813.9625	0.1	RMS	813.963	-23.89	-13	Pass	51
813.9625	814	0.002	RMS	813.989	-36.78	-20	Pass	401
814	819	0.1	RMS	814.238	20.9	30	Pass	401



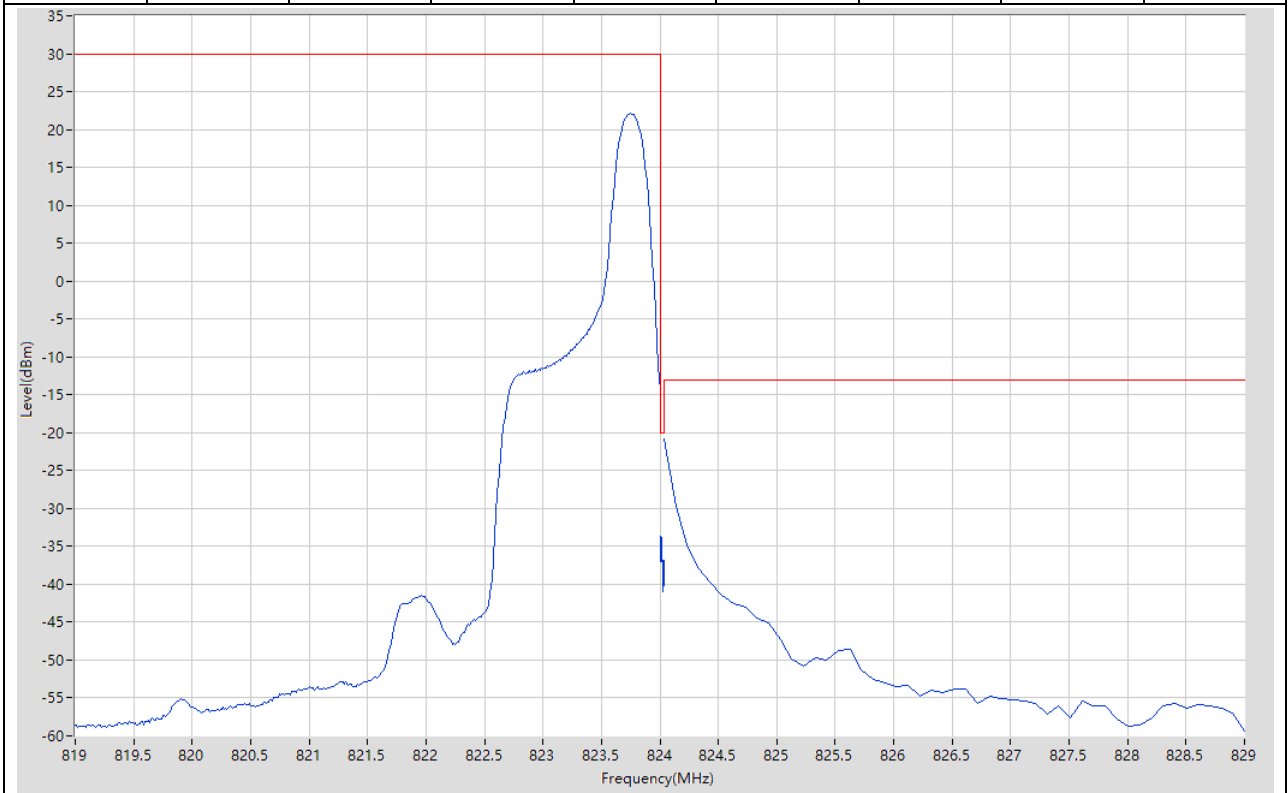
**14.4. LTE Band Edge\_Part90(NTNV)(Subtest:4, Channel:26697, Bandwidth:1.4, Modulation:Q16, RB Number: 6, RB Position:LOW)**

Start Frequency (MHz)	Stop Frequency (MHz)	RBW (MHz)	Detector	Frequency (MHz)	Power (dBm)	Limit (dBm)	Verdict	Sweep Point
809	813.9625	0.1	RMS	813.963	-24.66	-13	Pass	401
813.9625	814	0.02	RMS	813.971	-31.26	-20	Pass	401
814	819	0.1	RMS	814.7	12.8	30	Pass	401



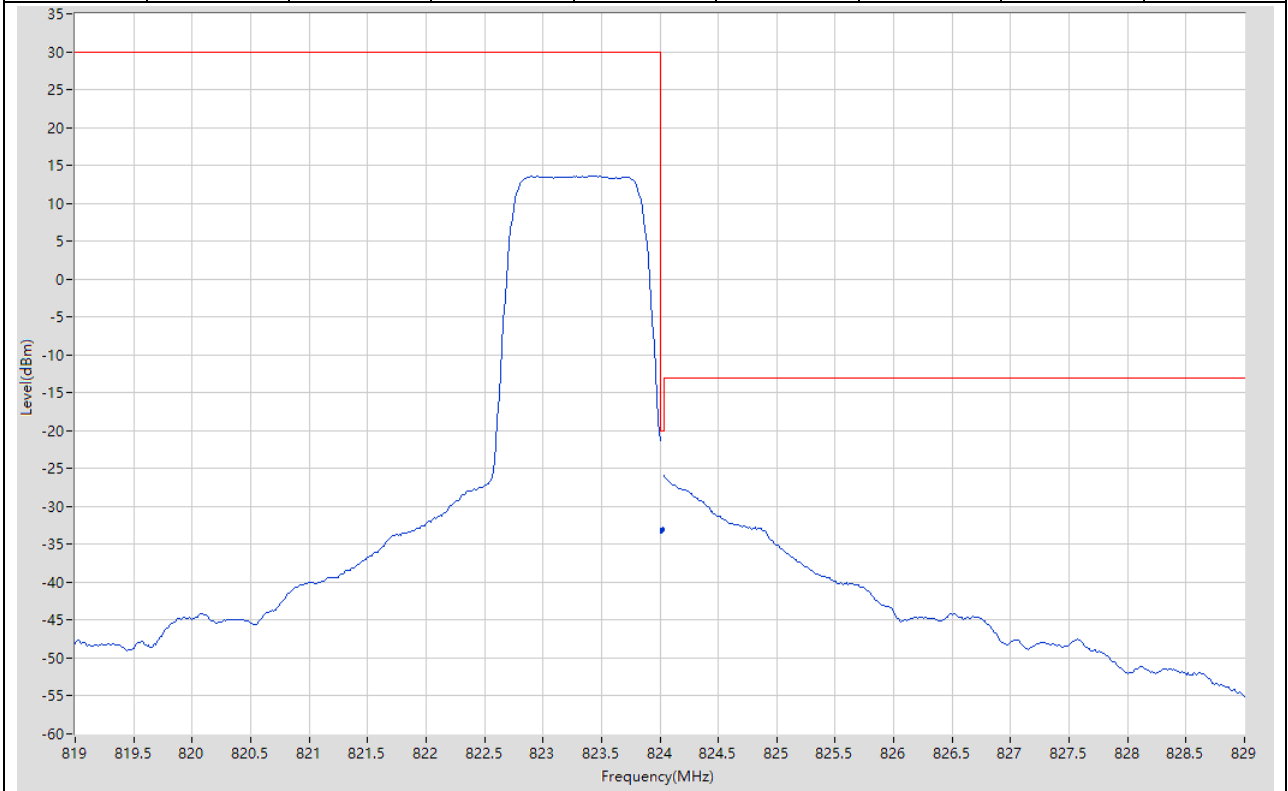
**14.5. LTE Band Edge\_Part90(NTNV)(Subtest:5, Channel:26783, Bandwidth:1.4, Modulation:QPSK, RB Number: 1, RB Position:HIGH)**

Start Frequency (MHz)	Stop Frequency (MHz)	RBW (MHz)	Detector	Frequency (MHz)	Power (dBm)	Limit (dBm)	Verdict	Sweep Point
819	824	0.1	RMS	823.75	22.09	30	Pass	401
824	824.0375	0.002	RMS	824.009	-33.63	-20	Pass	401
824.0375	829	0.1	RMS	824.038	-20.82	-13	Pass	51



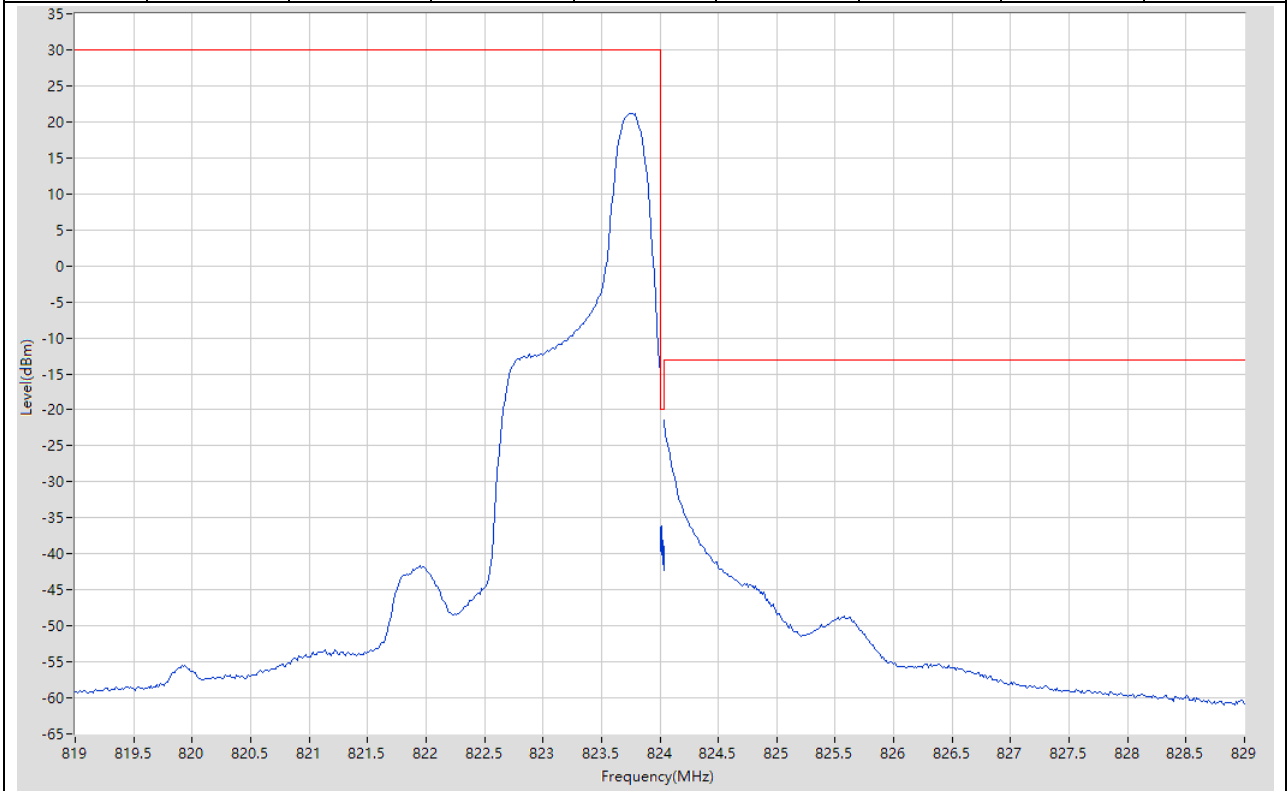
**14.6. LTE Band Edge\_Part90(NTNV)(Subtest:6, Channel:26783, Bandwidth:1.4, Modulation:QPSK, RB Number: 6, RB Position:HIGH)**

Start Frequency (MHz)	Stop Frequency (MHz)	RBW (MHz)	Detector	Frequency (MHz)	Power (dBm)	Limit (dBm)	Verdict	Sweep Point
819	824	0.1	RMS	823.438	13.61	30	Pass	401
824	824.0375	0.02	RMS	824.031	-32.8	-20	Pass	401
824.0375	829	0.1	RMS	824.038	-25.88	-13	Pass	401



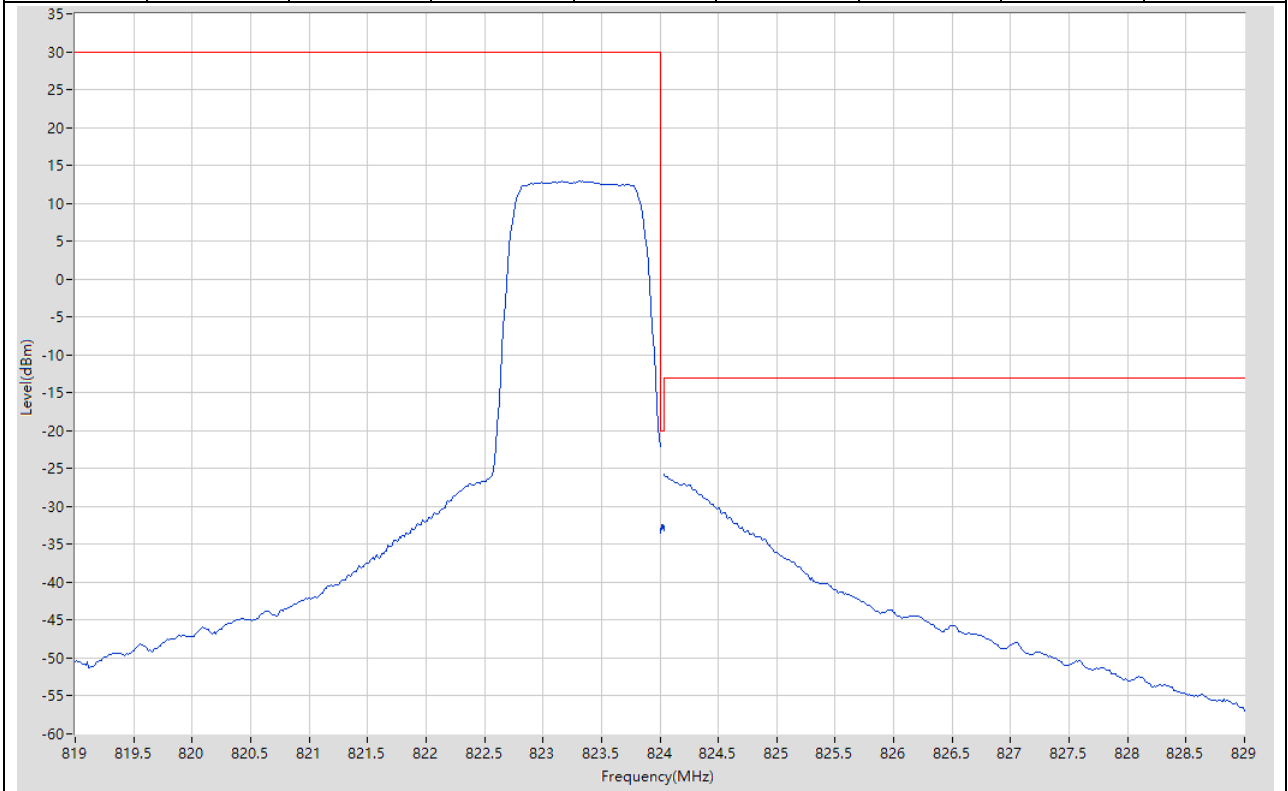
**14.7. LTE Band Edge\_Part90(NTNV)(Subtest:7, Channel:26783, Bandwidth:1.4, Modulation:Q16, RB Number: 1, RB Position:HIGH)**

Start Frequency (MHz)	Stop Frequency (MHz)	RBW (MHz)	Detector	Frequency (MHz)	Power (dBm)	Limit (dBm)	Verdict	Sweep Point
819	824	0.1	RMS	823.75	21.15	30	Pass	401
824	824.0375	0.002	RMS	824.013	-36.19	-20	Pass	401
824.0375	829	0.1	RMS	824.038	-21.43	-13	Pass	401



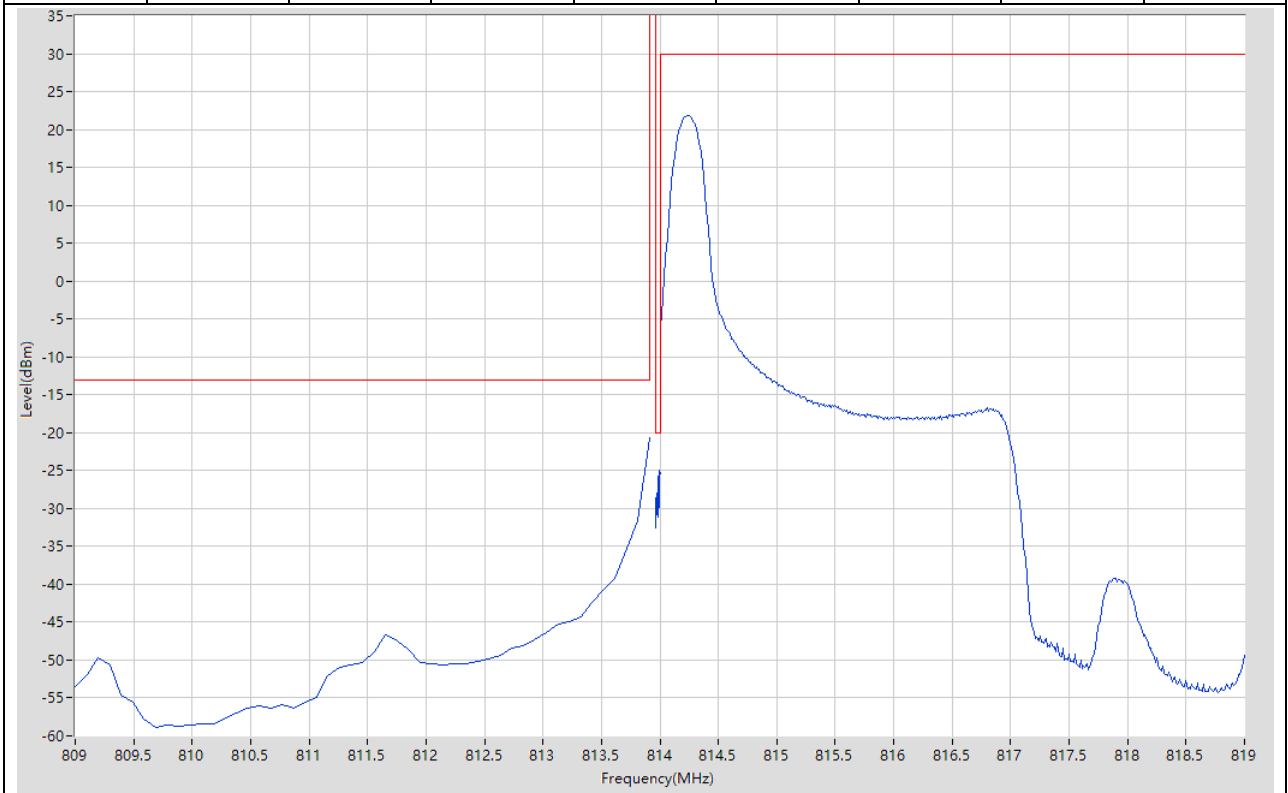
**14.8. LTE Band Edge\_Part90(NTNV)(Subtest:8, Channel:26783, Bandwidth:1.4, Modulation:Q16, RB Number: 6, RB Position:HIGH)**

Start Frequency (MHz)	Stop Frequency (MHz)	RBW (MHz)	Detector	Frequency (MHz)	Power (dBm)	Limit (dBm)	Verdict	Sweep Point
819	824	0.1	RMS	823.338	12.96	30	Pass	401
824	824.0375	0.02	RMS	824.021	-32.4	-20	Pass	401
824.0375	829	0.1	RMS	824.038	-25.74	-13	Pass	401



**14.9. LTE Band Edge\_Part90(NTNV)(Subtest:9, Channel:26705, Bandwidth:3, Modulation:QPSK, RB Number: 1, RB Position:LOW)**

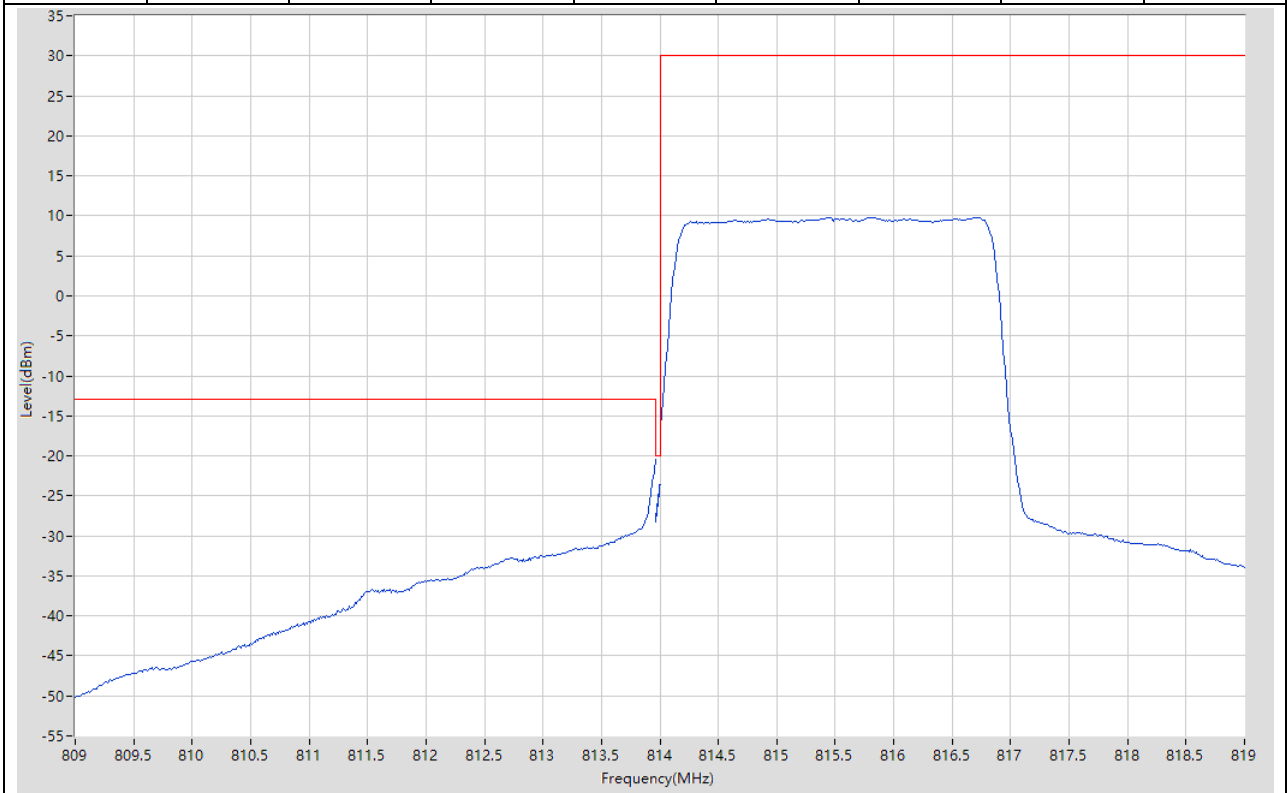
Start Frequency (MHz)	Stop Frequency (MHz)	RBW (MHz)	Detector	Frequency (MHz)	Power (dBm)	Limit (dBm)	Verdict	Sweep Point
809	813.9125	0.1	RMS	813.913	-20.71	-13	Pass	51
813.9625	814	0.002	RMS	813.998	-24.94	-20	Pass	20
814	819	0.1	RMS	814.25	21.83	30	Pass	401





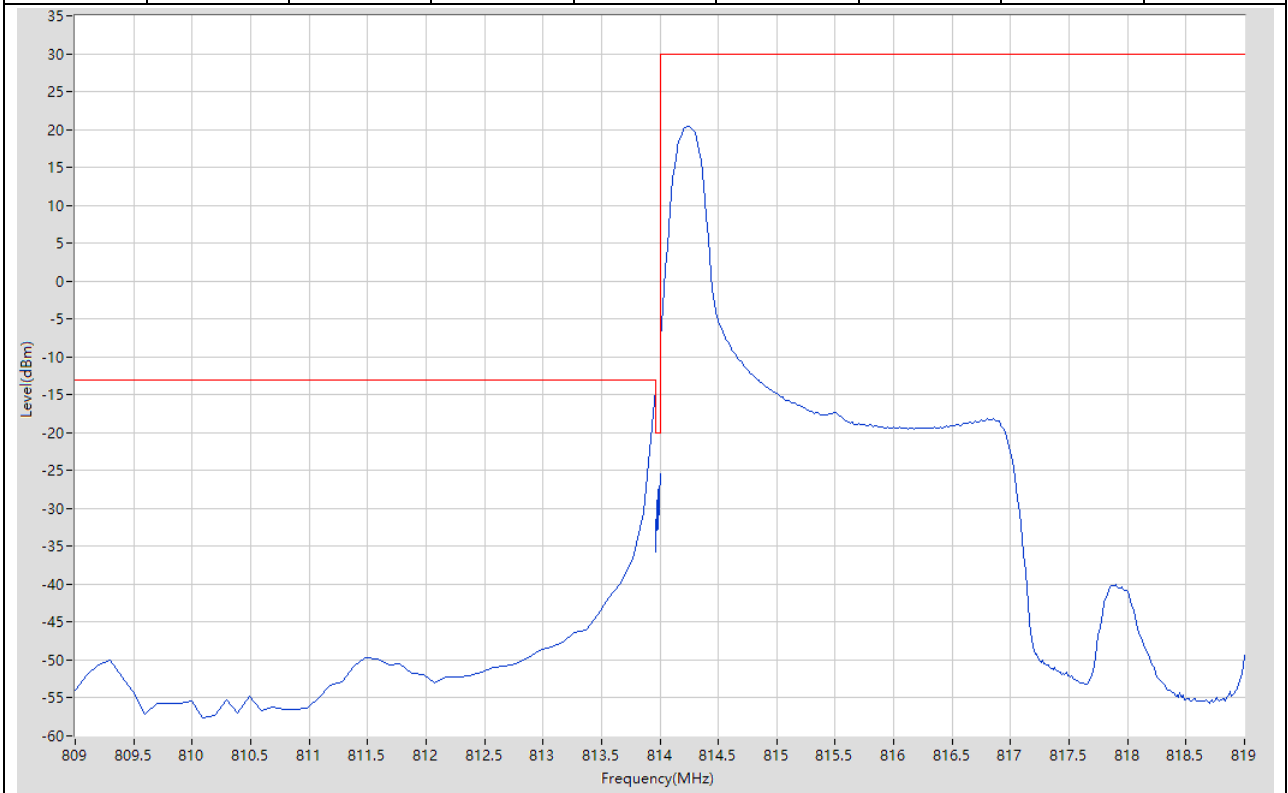
**14.10. LTE Band Edge\_Part90(NTNV)(Subtest:10, Channel:26705, Bandwidth:3, Modulation:QPSK, RB Number: 15, RB Position:LOW)**

Start Frequency (MHz)	Stop Frequency (MHz)	RBW (MHz)	Detector	Frequency (MHz)	Power (dBm)	Limit (dBm)	Verdict	Sweep Point
809	813.9625	0.1	RMS	813.963	-20.49	-13	Pass	401
813.9625	814	0.03	RMS	814	-23.59	-20	Pass	401
814	819	0.1	RMS	815.788	9.83	30	Pass	401



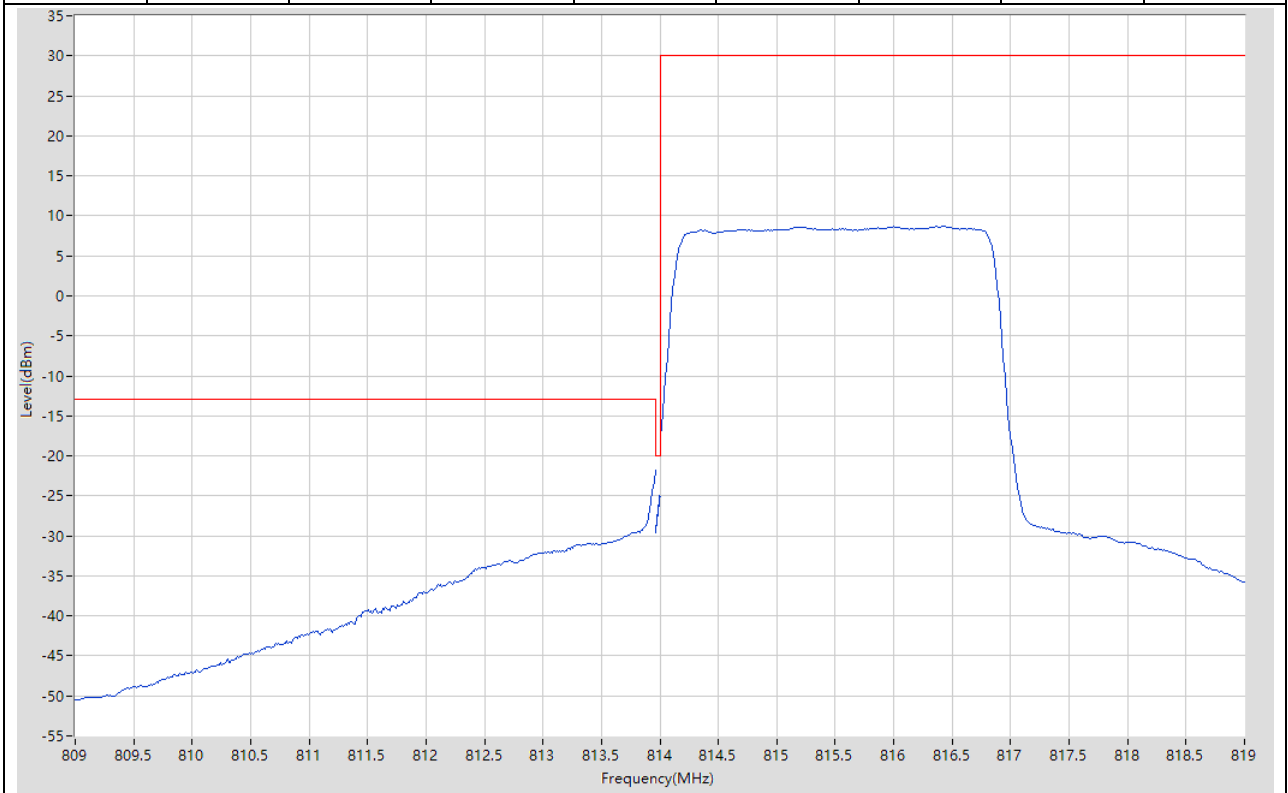
**14.11. LTE Band Edge\_Part90(NTNV)(Subtest:11, Channel:26705, Bandwidth:3, Modulation:Q16, RB Number: 1, RB Position:LOW)**

Start Frequency (MHz)	Stop Frequency (MHz)	RBW (MHz)	Detector	Frequency (MHz)	Power (dBm)	Limit (dBm)	Verdict	Sweep Point
809	813.9625	0.1	RMS	813.963	-14.17	-13	Pass	51
813.9625	814	0.002	RMS	814	-25.4	-20	Pass	20
814	819	0.1	RMS	814.25	20.43	30	Pass	401



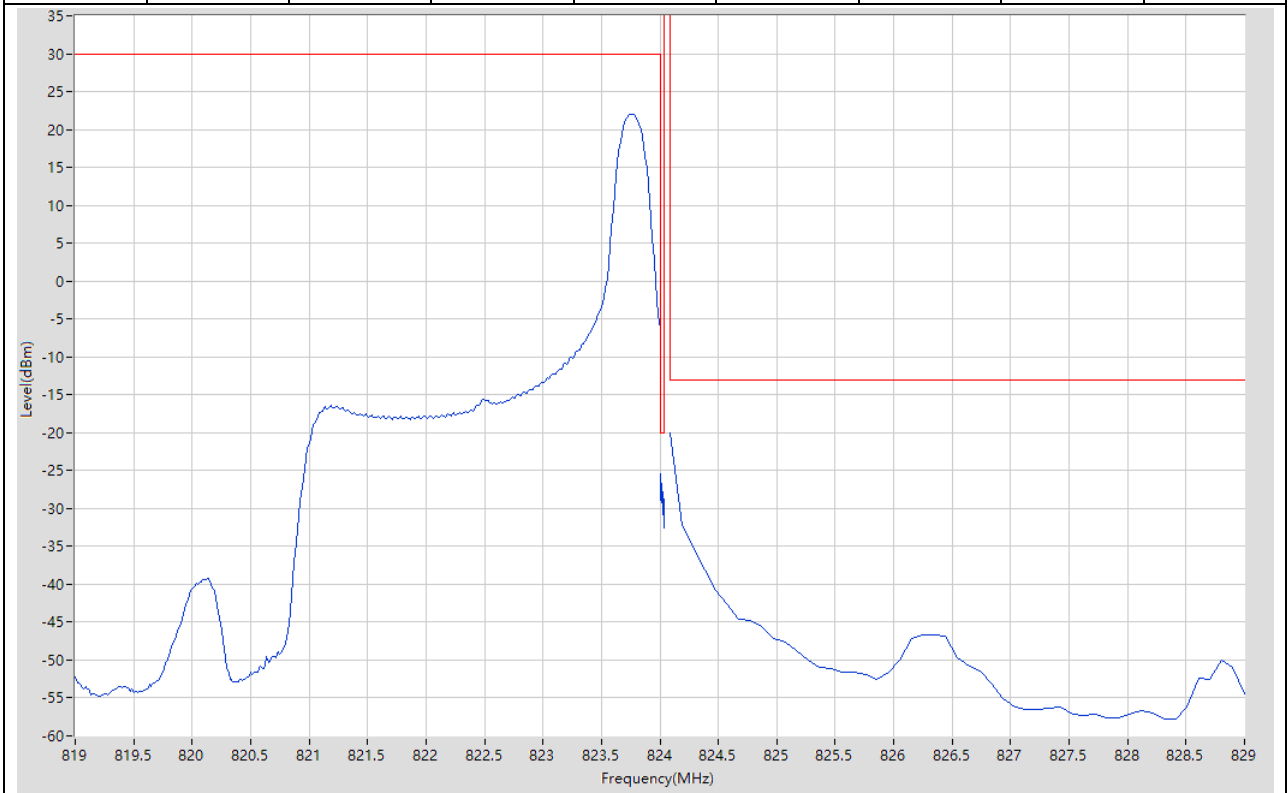
**14.12. LTE Band Edge\_Part90(NTNV)(Subtest:12, Channel:26705, Bandwidth:3, Modulation:Q16, RB Number: 15, RB Position:LOW)**

Start Frequency (MHz)	Stop Frequency (MHz)	RBW (MHz)	Detector	Frequency (MHz)	Power (dBm)	Limit (dBm)	Verdict	Sweep Point
809	813.9625	0.1	RMS	813.963	-21.75	-13	Pass	401
813.9625	814	0.03	RMS	814	-24.98	-20	Pass	401
814	819	0.1	RMS	816.413	8.69	30	Pass	401



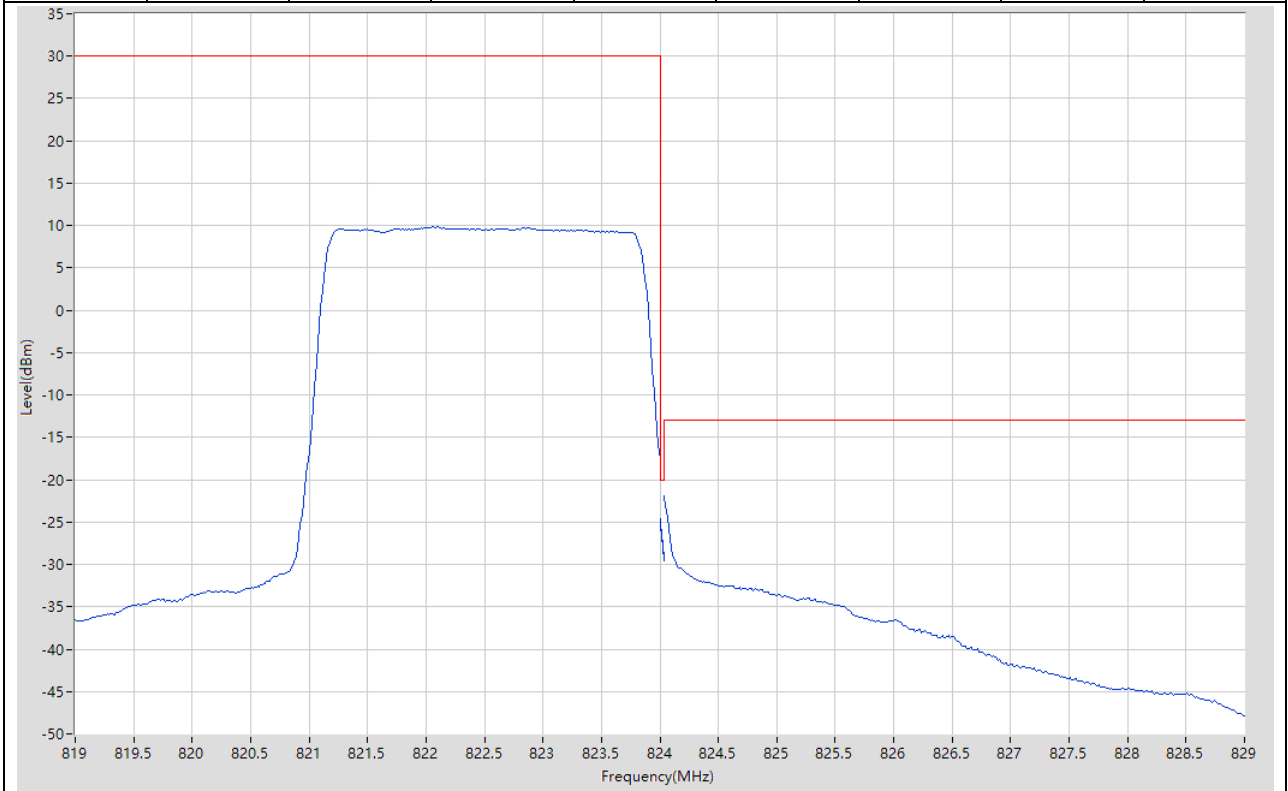
**14.13. LTE Band Edge\_Part90(NTNV)(Subtest:13, Channel:26775, Bandwidth:3, Modulation:QPSK, RB Number: 1, RB Position:HIGH)**

Start Frequency (MHz)	Stop Frequency (MHz)	RBW (MHz)	Detector	Frequency (MHz)	Power (dBm)	Limit (dBm)	Verdict	Sweep Point
819	824	0.1	RMS	823.763	22.06	30	Pass	401
824	824.0375	0.002	RMS	824	-25.35	-20	Pass	20
824.0875	829	0.1	RMS	824.088	-19.97	-13	Pass	51



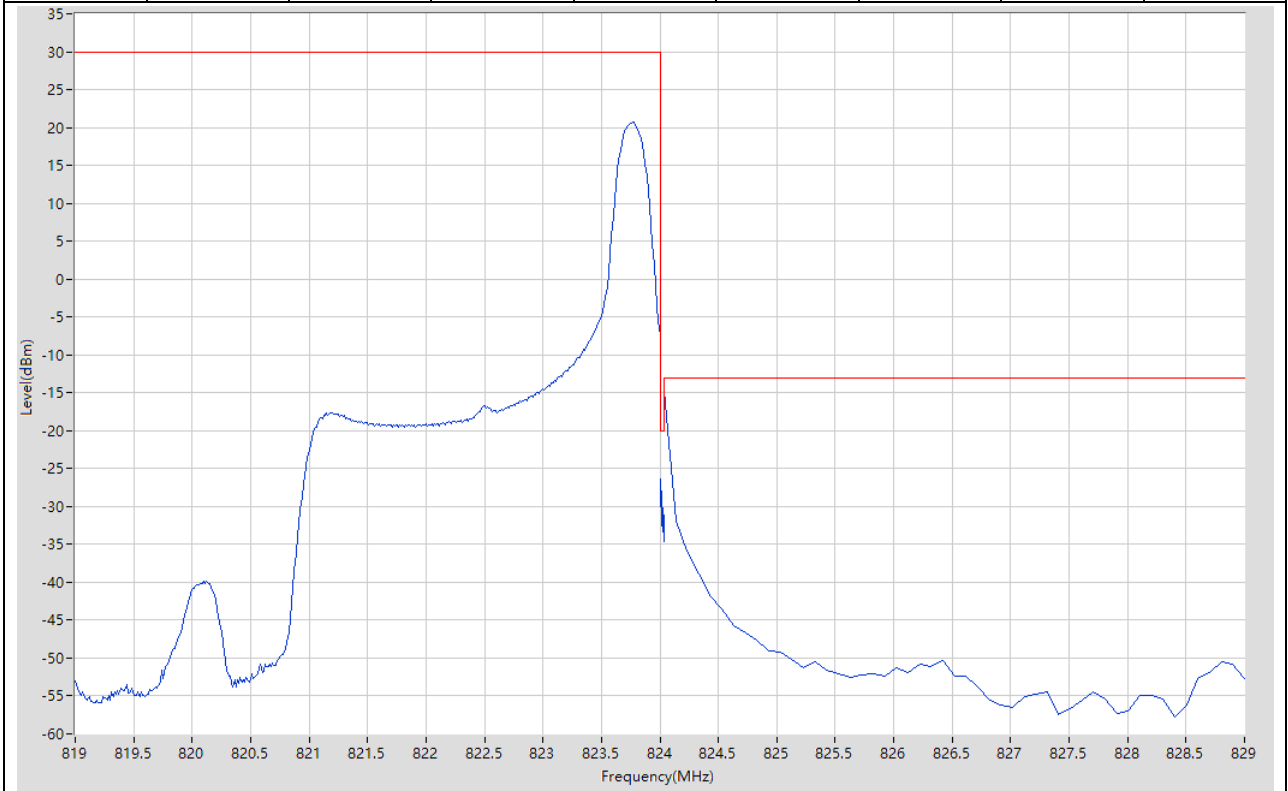
**14.14. LTE Band Edge\_Part90(NTNV)(Subtest:14, Channel:26775, Bandwidth:3, Modulation:QPSK, RB Number: 15, RB Position:HIGH)**

Start Frequency (MHz)	Stop Frequency (MHz)	RBW (MHz)	Detector	Frequency (MHz)	Power (dBm)	Limit (dBm)	Verdict	Sweep Point
819	824	0.1	RMS	822.05	9.84	30	Pass	401
824	824.0375	0.03	RMS	824	-24.58	-20	Pass	401
824.0375	829	0.1	RMS	824.038	-21.83	-13	Pass	401



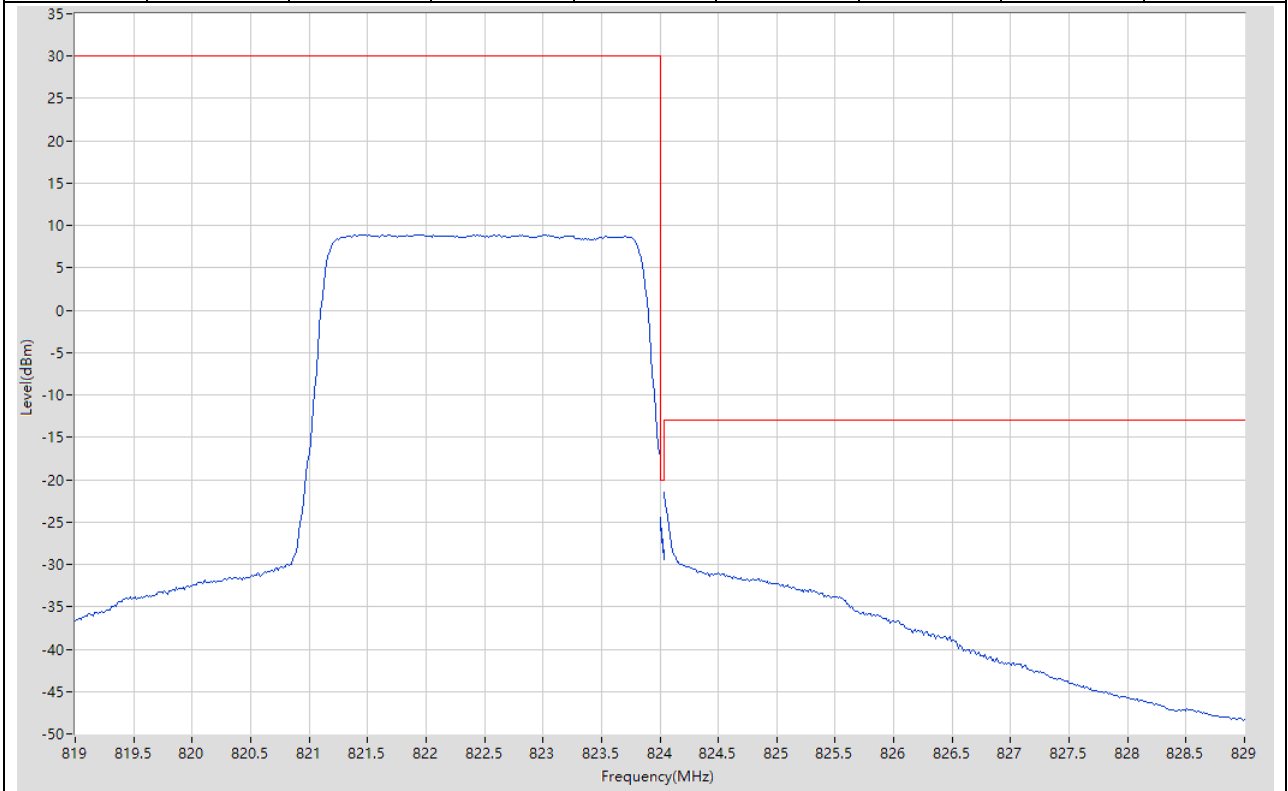
**14.15. LTE Band Edge\_Part90(NTNV)(Subtest:15, Channel:26775, Bandwidth:3, Modulation:Q16, RB Number: 1, RB Position:HIGH)**

Start Frequency (MHz)	Stop Frequency (MHz)	RBW (MHz)	Detector	Frequency (MHz)	Power (dBm)	Limit (dBm)	Verdict	Sweep Point
819	824	0.1	RMS	823.775	20.65	30	Pass	401
824	824.0375	0.002	RMS	824	-26.34	-20	Pass	401
824.0375	829	0.1	RMS	824.038	-14.57	-13	Pass	51



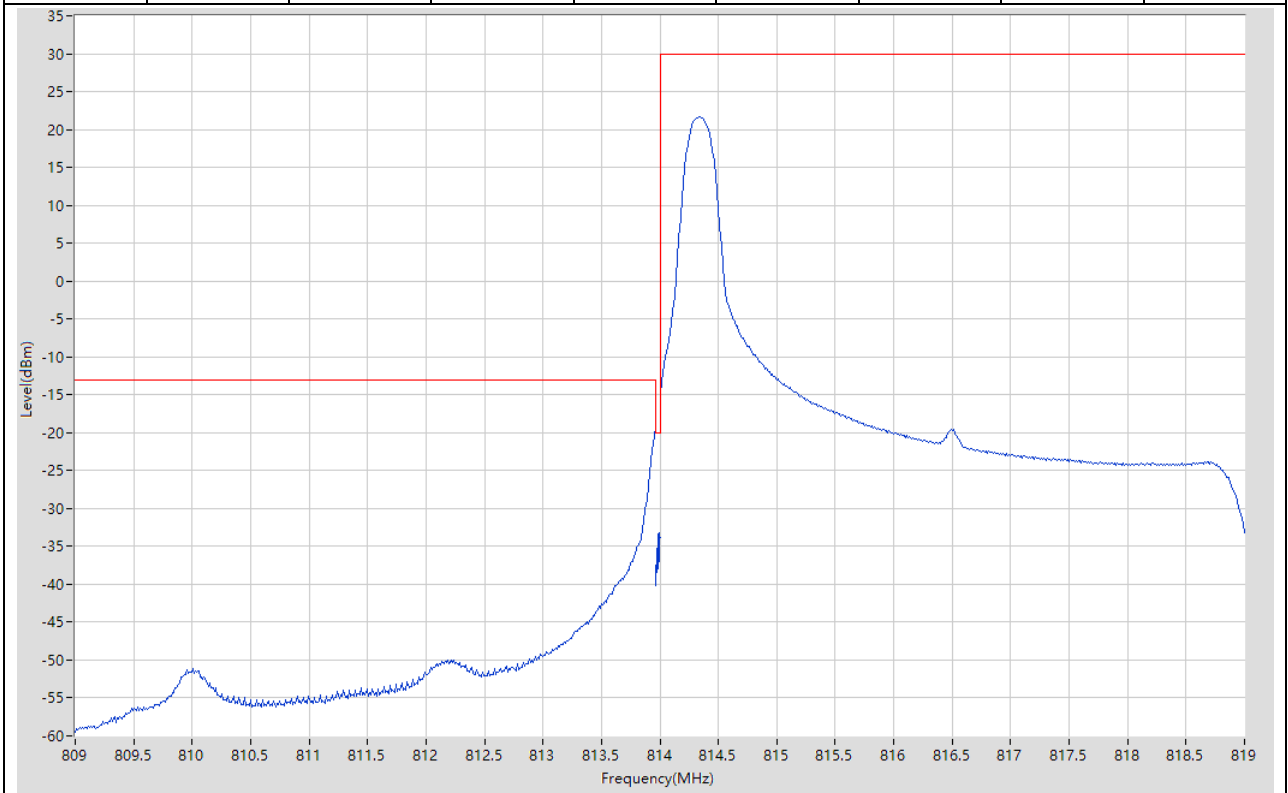
**14.16. LTE Band Edge\_Part90(NTNV)(Subtest:16, Channel:26775, Bandwidth:3, Modulation:Q16, RB Number: 15, RB Position:HIGH)**

Start Frequency (MHz)	Stop Frequency (MHz)	RBW (MHz)	Detector	Frequency (MHz)	Power (dBm)	Limit (dBm)	Verdict	Sweep Point
819	824	0.1	RMS	821.488	8.93	30	Pass	401
824	824.0375	0.03	RMS	824	-24.5	-20	Pass	401
824.0375	829	0.1	RMS	824.038	-21.41	-13	Pass	401



**14.17. LTE Band Edge\_Part90(NTNV)(Subtest:17, Channel:26715, Bandwidth:5, Modulation:QPSK, RB Number: 1, RB Position:LOW)**

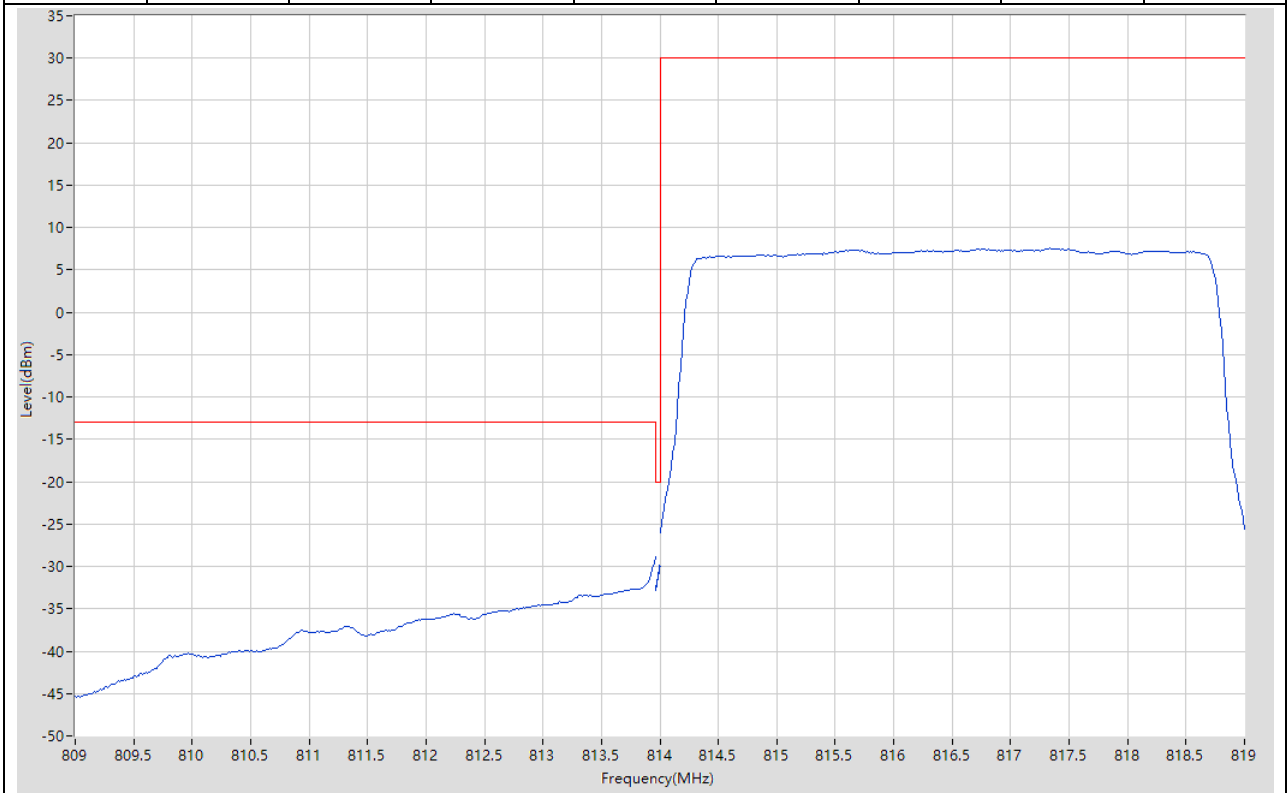
Start Frequency (MHz)	Stop Frequency (MHz)	RBW (MHz)	Detector	Frequency (MHz)	Power (dBm)	Limit (dBm)	Verdict	Sweep Point
809	813.9625	0.1	RMS	813.963	-19.06	-13	Pass	401
813.9625	814	0.002	RMS	813.99	-33.23	-20	Pass	401
814	819	0.1	RMS	814.338	21.61	30	Pass	401





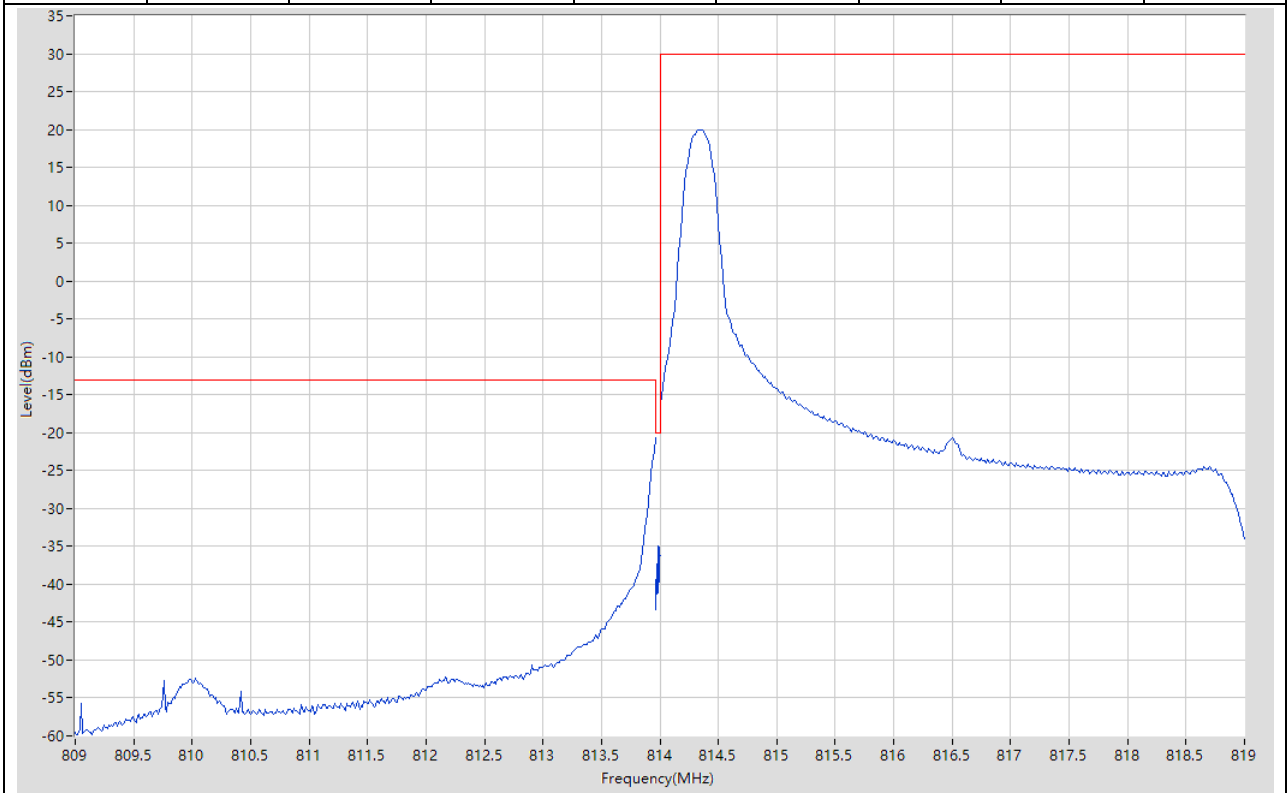
**14.18. LTE Band Edge\_Part90(NTNV)(Subtest:18, Channel:26715, Bandwidth:5, Modulation:QPSK, RB Number: 25, RB Position:LOW)**

Start Frequency (MHz)	Stop Frequency (MHz)	RBW (MHz)	Detector	Frequency (MHz)	Power (dBm)	Limit (dBm)	Verdict	Sweep Point
809	813.9625	0.1	RMS	813.963	-28.85	-13	Pass	401
813.9625	814	0.051	RMS	814	-29.87	-20	Pass	401
814	819	0.1	RMS	817.338	7.56	30	Pass	401



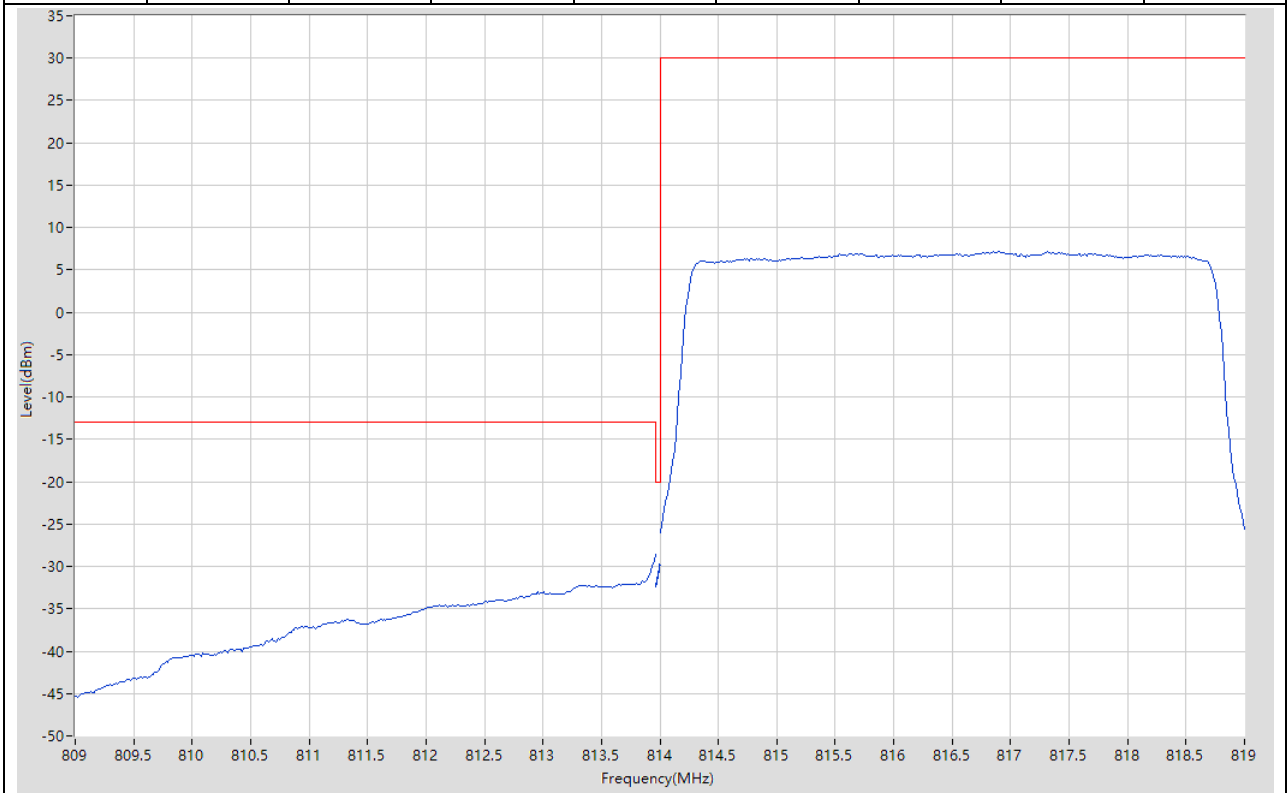
**14.19. LTE Band Edge\_Part90(NTNV)(Subtest:19, Channel:26715, Bandwidth:5, Modulation:Q16, RB Number: 1, RB Position:LOW)**

Start Frequency (MHz)	Stop Frequency (MHz)	RBW (MHz)	Detector	Frequency (MHz)	Power (dBm)	Limit (dBm)	Verdict	Sweep Point
809	813.9625	0.1	RMS	813.963	-20.69	-13	Pass	401
813.9625	814	0.002	RMS	813.989	-34.95	-20	Pass	401
814	819	0.1	RMS	814.338	19.95	30	Pass	401



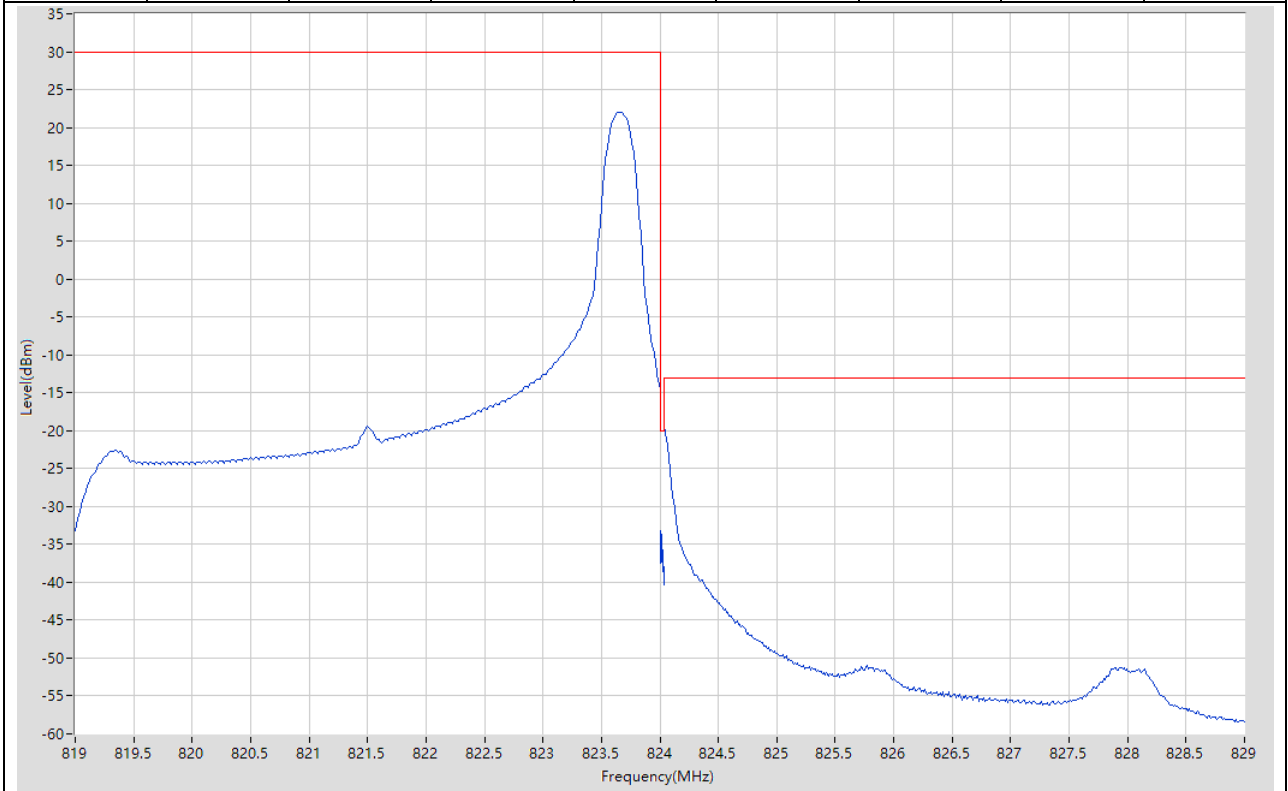
**14.20. LTE Band Edge\_Part90(NTNV)(Subtest:20, Channel:26715, Bandwidth:5, Modulation:Q16, RB Number: 25, RB Position:LOW)**

Start Frequency (MHz)	Stop Frequency (MHz)	RBW (MHz)	Detector	Frequency (MHz)	Power (dBm)	Limit (dBm)	Verdict	Sweep Point
809	813.9625	0.1	RMS	813.963	-28.55	-13	Pass	401
813.9625	814	0.051	RMS	814	-29.73	-20	Pass	401
814	819	0.1	RMS	817.313	7.14	30	Pass	401



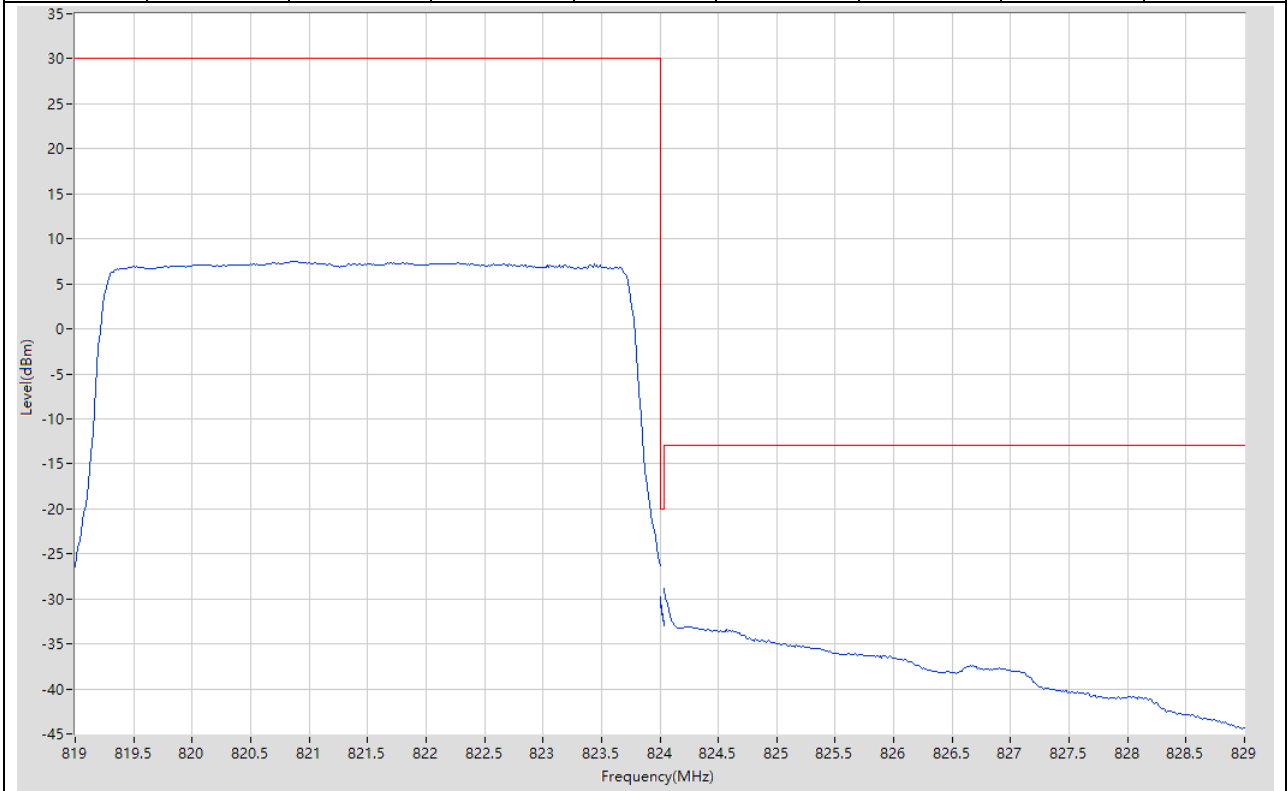
**14.21. LTE Band Edge\_Part90(NTNV)(Subtest:21, Channel:26765, Bandwidth:5, Modulation:QPSK, RB Number: 1, RB Position:HIGH)**

Start Frequency (MHz)	Stop Frequency (MHz)	RBW (MHz)	Detector	Frequency (MHz)	Power (dBm)	Limit (dBm)	Verdict	Sweep Point
819	824	0.1	RMS	823.663	22.03	30	Pass	401
824	824.0375	0.002	RMS	824.001	-33.24	-20	Pass	401
824.0375	829	0.1	RMS	824.038	-19.04	-13	Pass	401



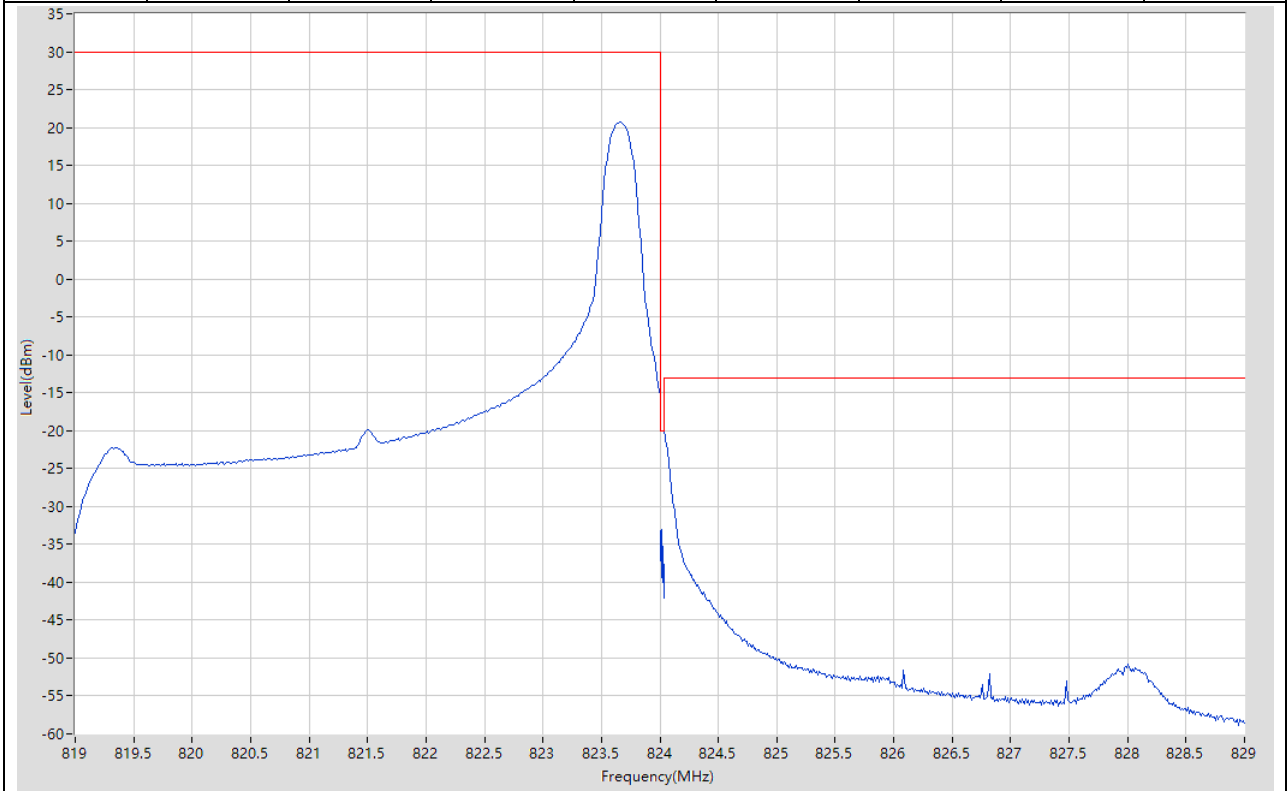
**14.22. LTE Band Edge\_Part90(NTNV)(Subtest:22, Channel:26765, Bandwidth:5, Modulation:QPSK, RB Number: 25, RB Position:HIGH)**

Start Frequency (MHz)	Stop Frequency (MHz)	RBW (MHz)	Detector	Frequency (MHz)	Power (dBm)	Limit (dBm)	Verdict	Sweep Point
819	824	0.1	RMS	820.888	7.48	30	Pass	401
824	824.0375	0.051	RMS	824.001	-29.8	-20	Pass	401
824.0375	829	0.1	RMS	824.038	-28.89	-13	Pass	401



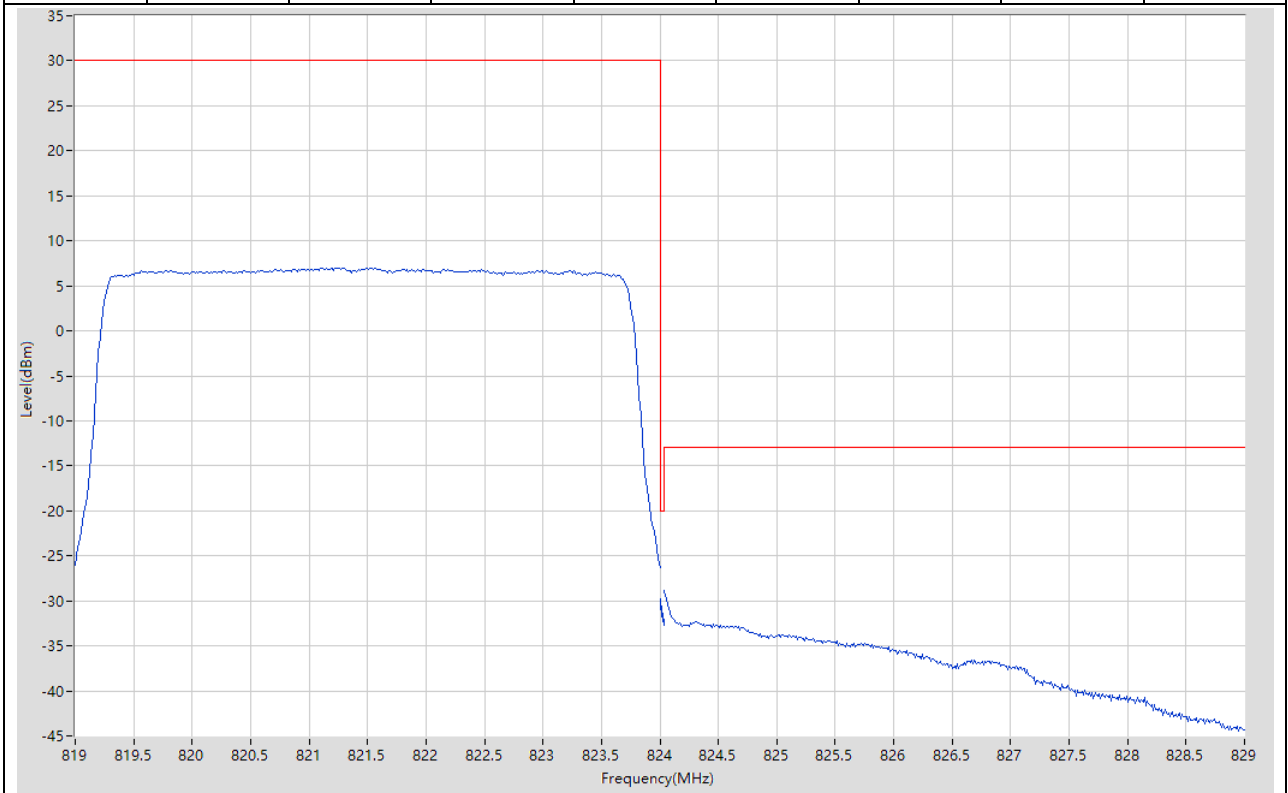
**14.23. LTE Band Edge\_Part90(NTNV)(Subtest:23, Channel:26765, Bandwidth:5, Modulation:Q16, RB Number: 1, RB Position:HIGH)**

Start Frequency (MHz)	Stop Frequency (MHz)	RBW (MHz)	Detector	Frequency (MHz)	Power (dBm)	Limit (dBm)	Verdict	Sweep Point
819	824	0.1	RMS	823.663	20.66	30	Pass	401
824	824.0375	0.002	RMS	824.01	-33.05	-20	Pass	401
824.0375	829	0.1	RMS	824.038	-19.53	-13	Pass	401



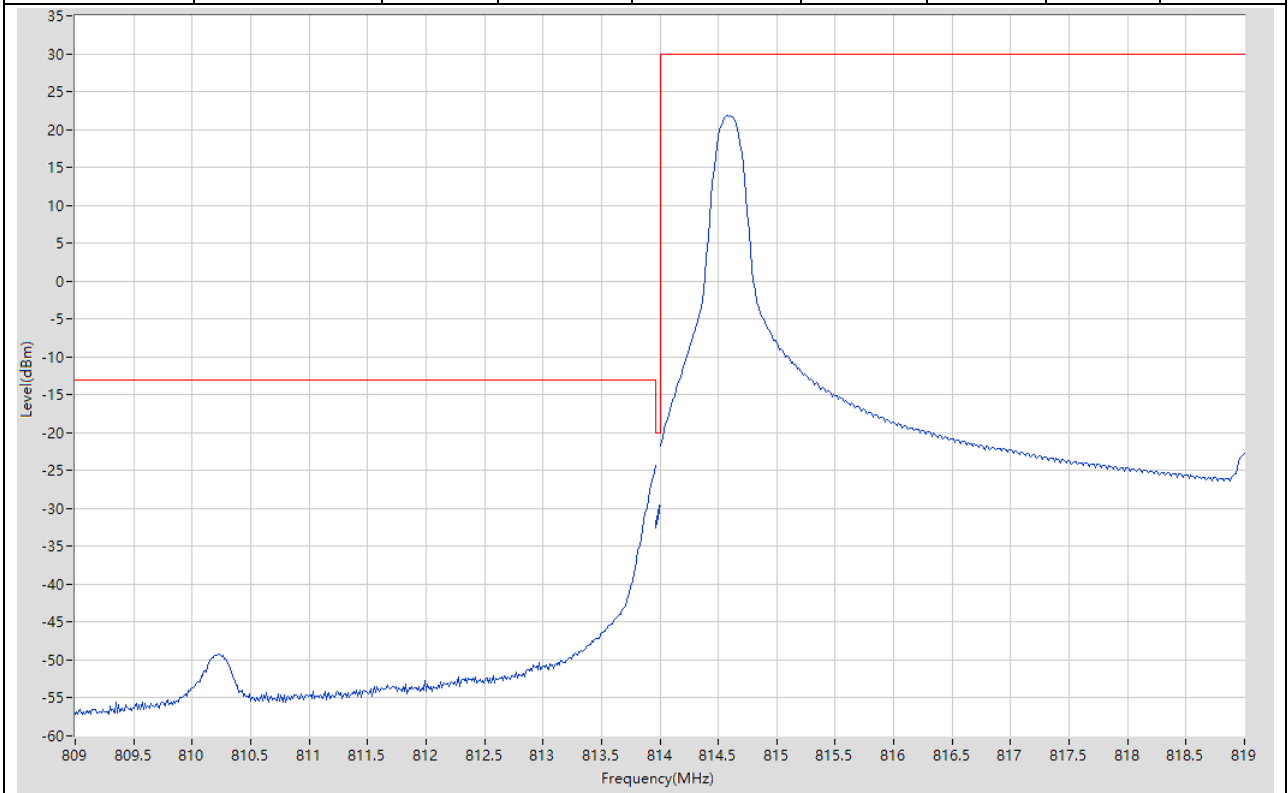
**14.24. LTE Band Edge\_Part90(NTNV)(Subtest:24, Channel:26765, Bandwidth:5, Modulation:Q16, RB Number: 25, RB Position:HIGH)**

Start Frequency (MHz)	Stop Frequency (MHz)	RBW (MHz)	Detector	Frequency (MHz)	Power (dBm)	Limit (dBm)	Verdict	Sweep Point
819	824	0.1	RMS	821.525	7.01	30	Pass	401
824	824.0375	0.051	RMS	824	-29.82	-20	Pass	401
824.0375	829	0.1	RMS	824.038	-28.9	-13	Pass	401



**14.25. LTE Band Edge\_Part90(NTNV)(Subtest:25, Channel:26740, Bandwidth:10, Modulation:QPSK, RB Number: 1, RB Position:LOW)**

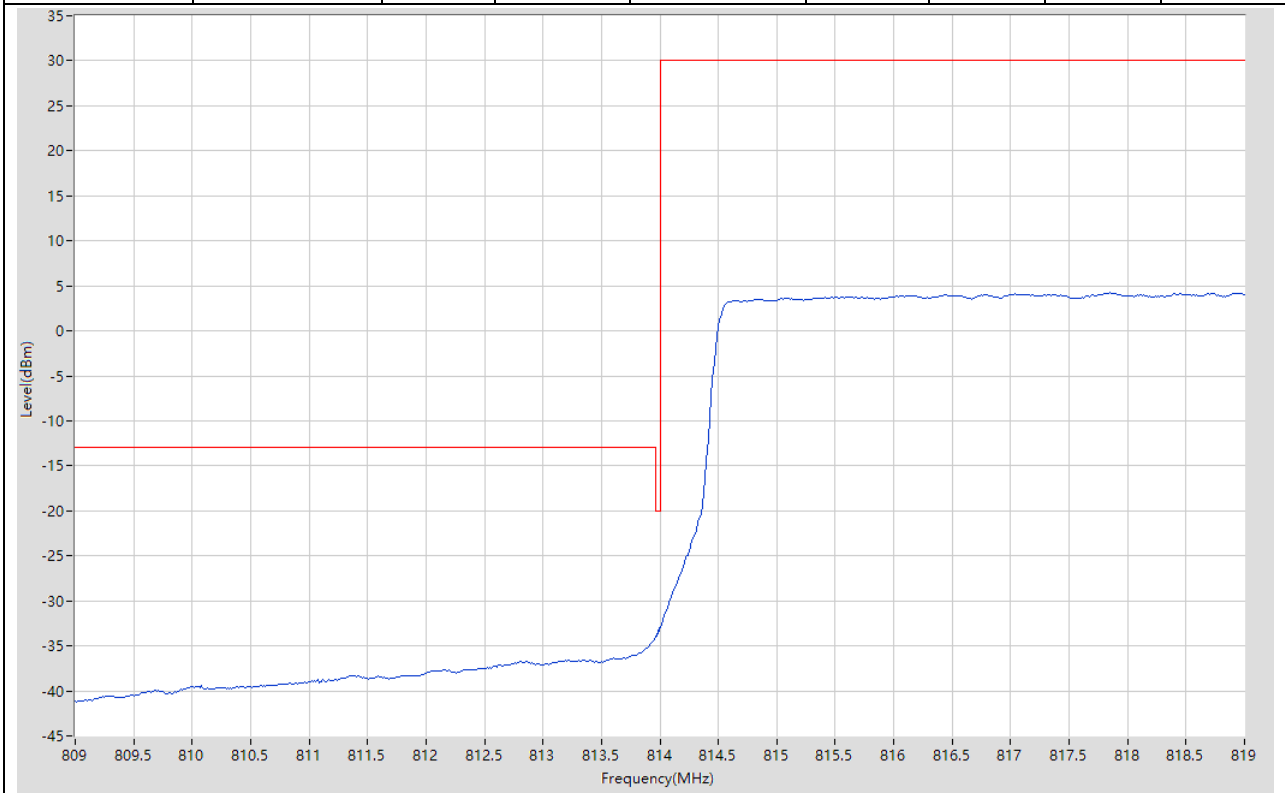
Start Frequency (MHz)	Stop Frequency (MHz)	RBW (MHz)	Detector	Frequency (MHz)	Power (dBm)	Limit (dBm)	Verdict	Sweep Point
809	813.9625	0.1	RMS	813.963	-24.25	-13	Pass	401
813.9625	814	0.02	RMS	813.998	-29.53	-20	Pass	401
814	819	0.1	RMS	814.6	21.86	30	Pass	401





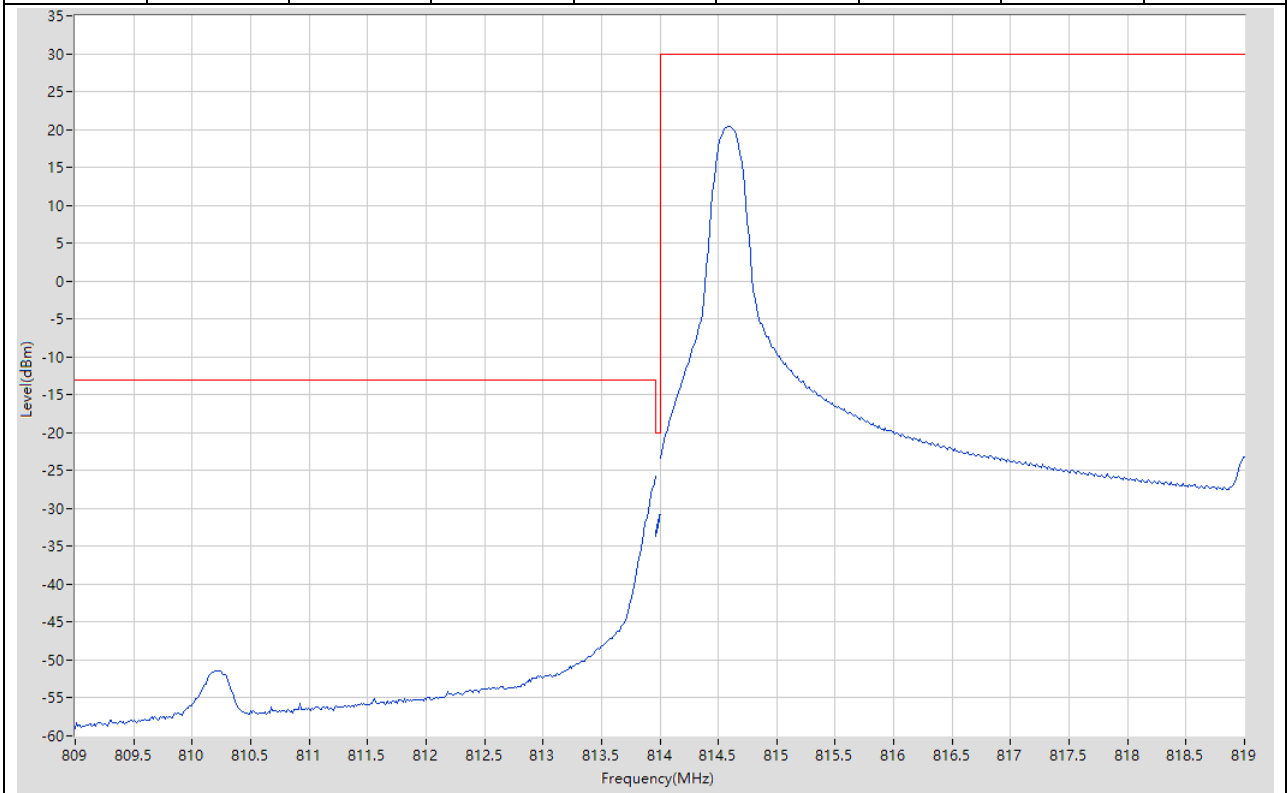
**14.26. LTE Band Edge\_Part90(NTNV)(Subtest:26, Channel:26740, Bandwidth:10, Modulation:QPSK, RB Number: 50, RB Position:LOW)**

Start Frequency (MHz)	Stop Frequency (MHz)	RBW (MHz)	Detector	Frequency (MHz)	Power (dBm)	Limit (dBm)	Verdict	Sweep Point
809	813.9625	0.1	RMS	813.963	-34.05	-13	Pass	401
813.9625	814	0.1	RMS	814	-32.96	-20	Pass	401
814	819	0.1	RMS	817.85	4.24	30	Pass	401



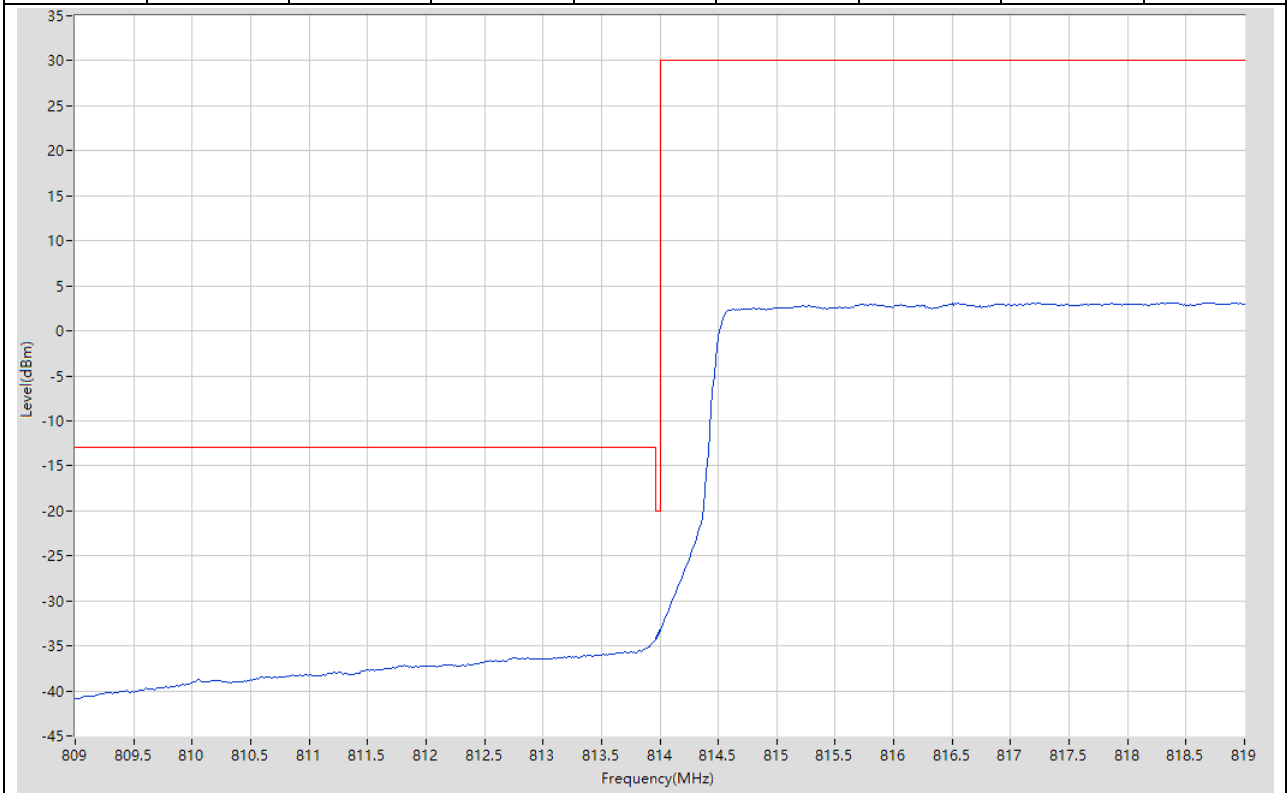
**14.27. LTE Band Edge\_Part90(NTNV)(Subtest:27, Channel:26740, Bandwidth:10, Modulation:Q16, RB Number: 1, RB Position:LOW)**

Start Frequency (MHz)	Stop Frequency (MHz)	RBW (MHz)	Detector	Frequency (MHz)	Power (dBm)	Limit (dBm)	Verdict	Sweep Point
809	813.9625	0.1	RMS	813.963	-25.8	-13	Pass	401
813.9625	814	0.02	RMS	814	-30.86	-20	Pass	401
814	819	0.1	RMS	814.588	20.38	30	Pass	401



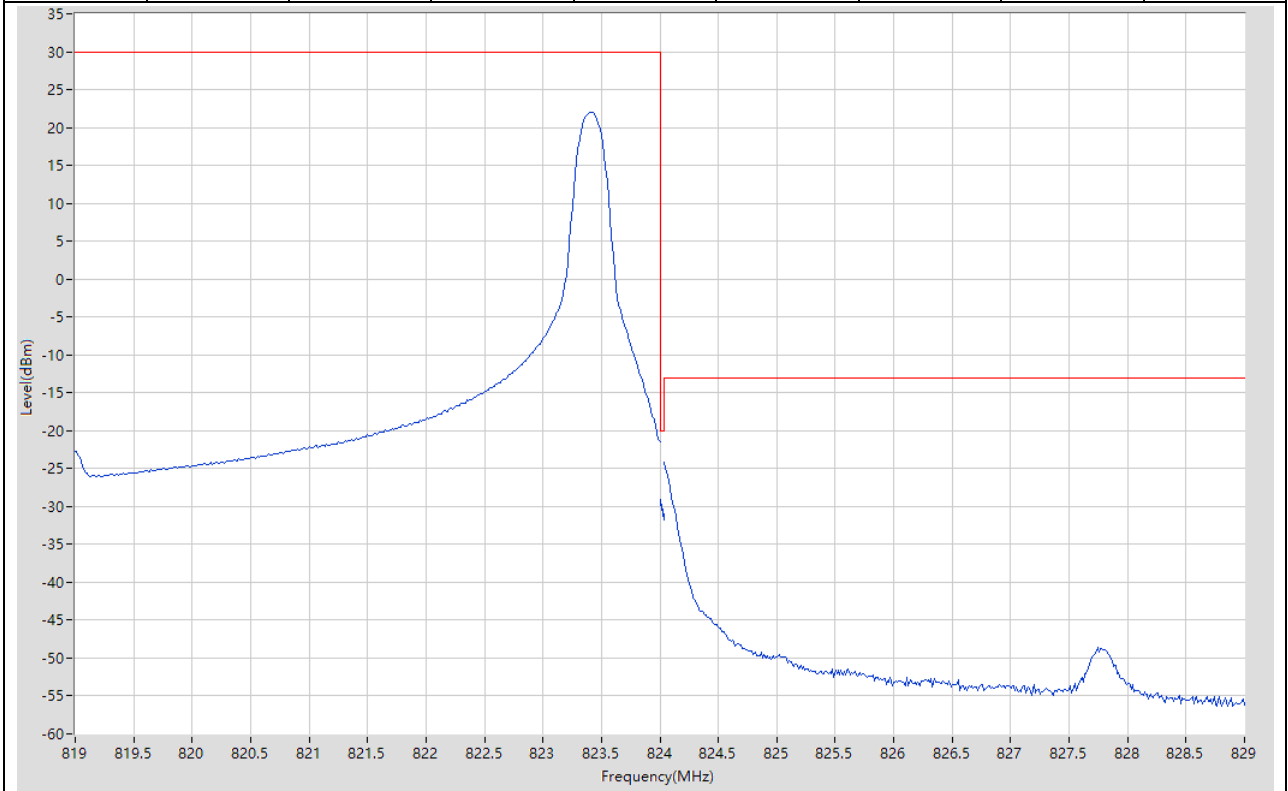
**14.28. LTE Band Edge\_Part90(NTNV)(Subtest:28, Channel:26740, Bandwidth:10, Modulation:Q16, RB Number: 50, RB Position:LOW)**

Start Frequency (MHz)	Stop Frequency (MHz)	RBW (MHz)	Detector	Frequency (MHz)	Power (dBm)	Limit (dBm)	Verdict	Sweep Point
809	813.9625	0.1	RMS	813.963	-34.32	-13	Pass	401
813.9625	814	0.1	RMS	813.999	-33.31	-20	Pass	401
814	819	0.1	RMS	818.413	3.14	30	Pass	401



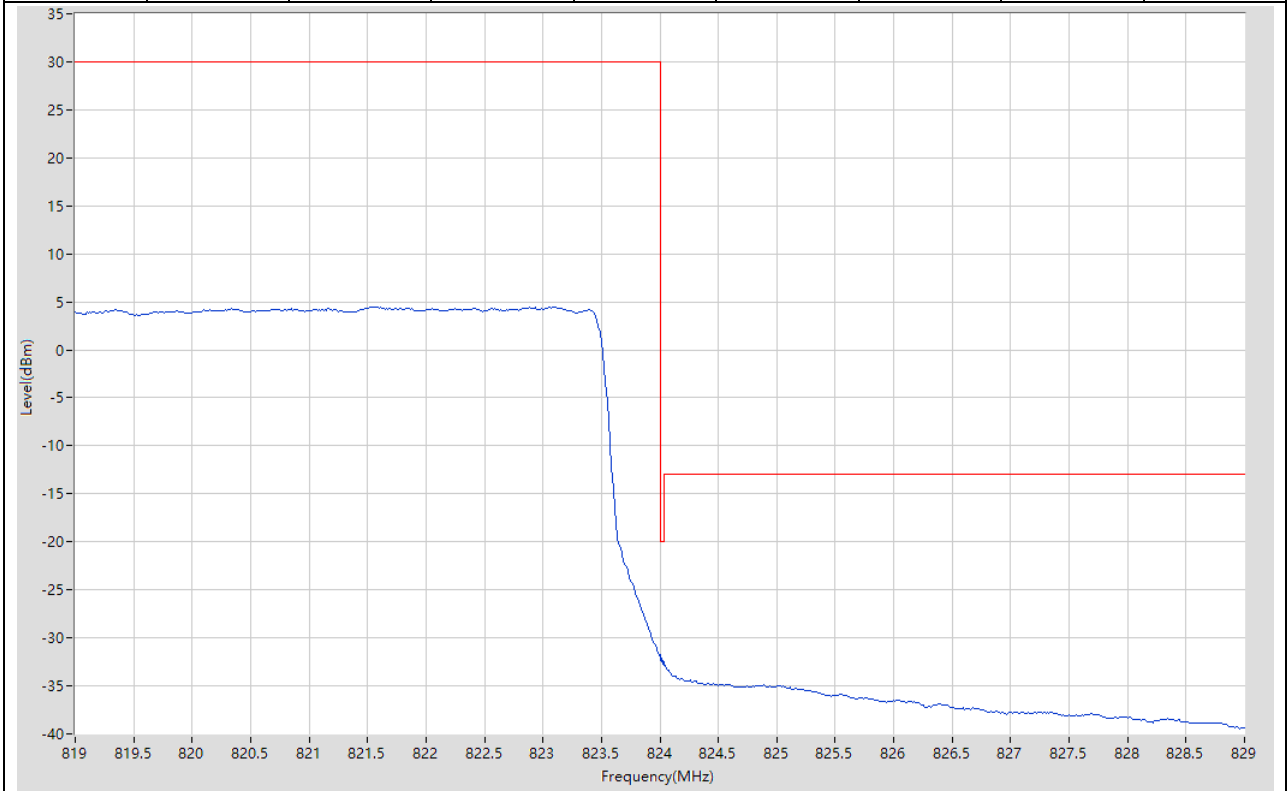
**14.29. LTE Band Edge\_Part90(NTNV)(Subtest:29, Channel:26740, Bandwidth:10, Modulation:QPSK, RB Number: 1, RB Position:HIGH)**

Start Frequency (MHz)	Stop Frequency (MHz)	RBW (MHz)	Detector	Frequency (MHz)	Power (dBm)	Limit (dBm)	Verdict	Sweep Point
819	824	0.1	RMS	823.4	22	30	Pass	401
824	824.0375	0.02	RMS	824	-29.11	-20	Pass	401
824.0375	829	0.1	RMS	824.038	-24.11	-13	Pass	401



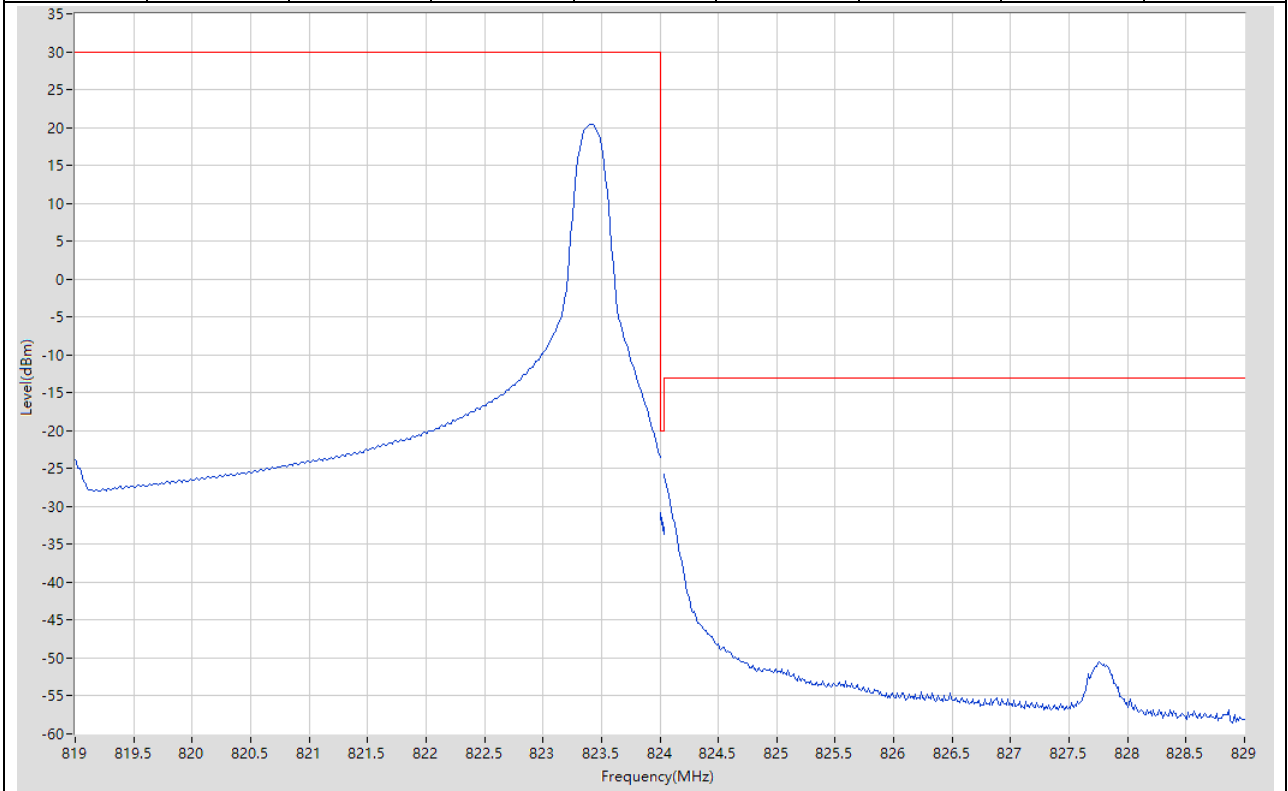
**14.30. LTE Band Edge\_Part90(NTNV)(Subtest:30, Channel:26740, Bandwidth:10, Modulation:QPSK, RB Number: 50, RB Position:HIGH)**

Start Frequency (MHz)	Stop Frequency (MHz)	RBW (MHz)	Detector	Frequency (MHz)	Power (dBm)	Limit (dBm)	Verdict	Sweep Point
819	824	0.1	RMS	821.563	4.46	30	Pass	401
824	824.0375	0.1	RMS	824	-31.78	-20	Pass	401
824.0375	829	0.1	RMS	824.038	-32.7	-13	Pass	401



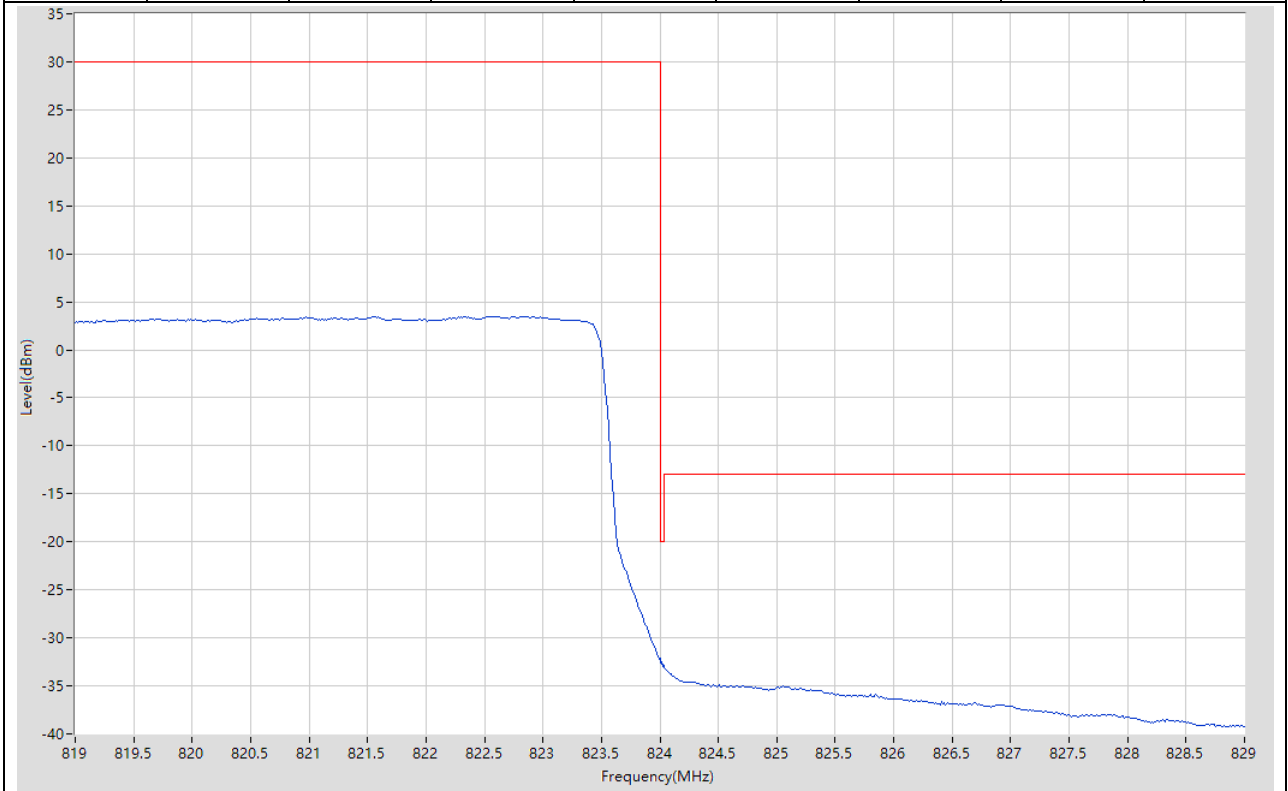
**14.31. LTE Band Edge\_Part90(NTNV)(Subtest:31, Channel:26740, Bandwidth:10, Modulation:Q16, RB Number: 1, RB Position:HIGH)**

Start Frequency (MHz)	Stop Frequency (MHz)	RBW (MHz)	Detector	Frequency (MHz)	Power (dBm)	Limit (dBm)	Verdict	Sweep Point
819	824	0.1	RMS	823.413	20.4	30	Pass	401
824	824.0375	0.02	RMS	824	-30.87	-20	Pass	401
824.0375	829	0.1	RMS	824.038	-25.82	-13	Pass	401



**14.32. LTE Band Edge\_Part90(NTNV)(Subtest:32, Channel:26740, Bandwidth:10, Modulation:Q16, RB Number: 50, RB Position:HIGH)**

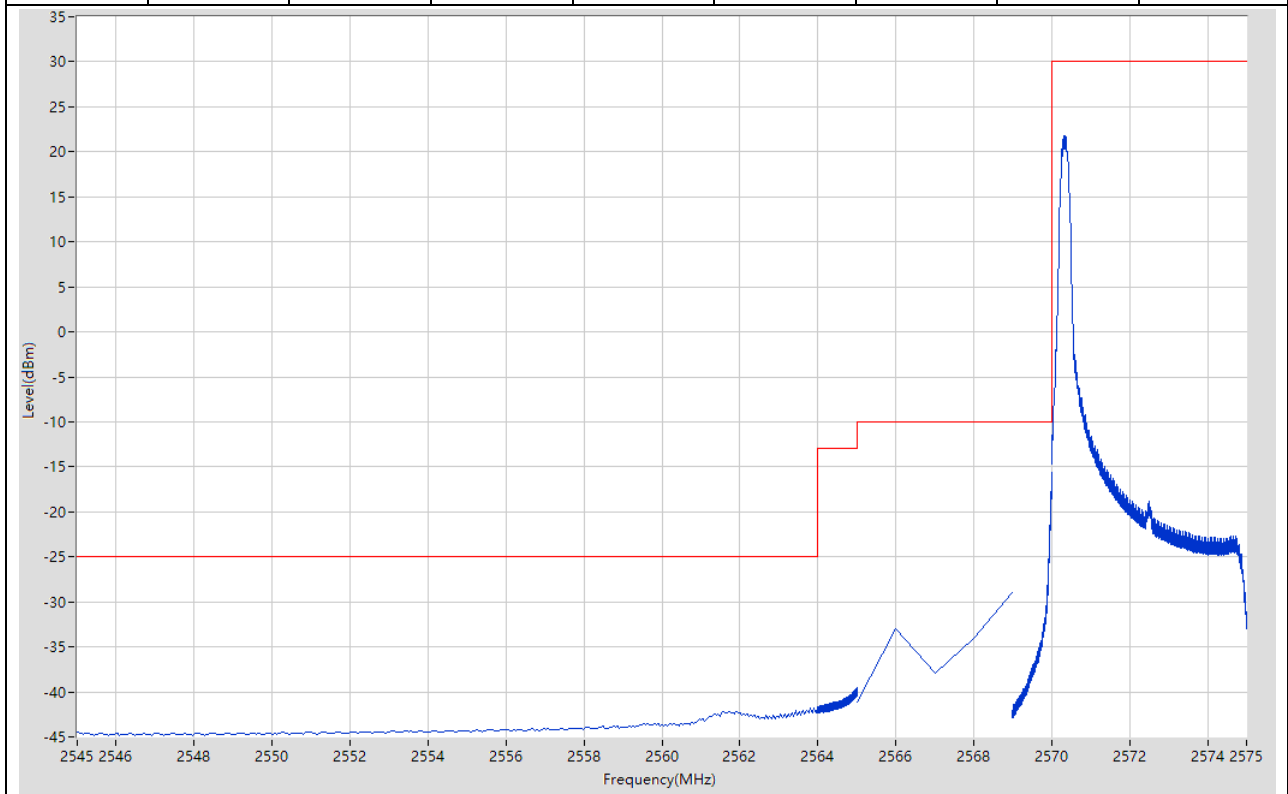
Start Frequency (MHz)	Stop Frequency (MHz)	RBW (MHz)	Detector	Frequency (MHz)	Power (dBm)	Limit (dBm)	Verdict	Sweep Point
819	824	0.1	RMS	822.575	3.5	30	Pass	401
824	824.0375	0.1	RMS	824.001	-32.17	-20	Pass	401
824.0375	829	0.1	RMS	824.038	-33.11	-13	Pass	401



## 15. LTE\_Band38

### 15.1. LTE Band Edge\_Part22-24-27(NTNV)(Subtest:1, Channel:37775, Bandwidth:5, Modulation:QPSK, RB Number: 1, RB Position:LOW)

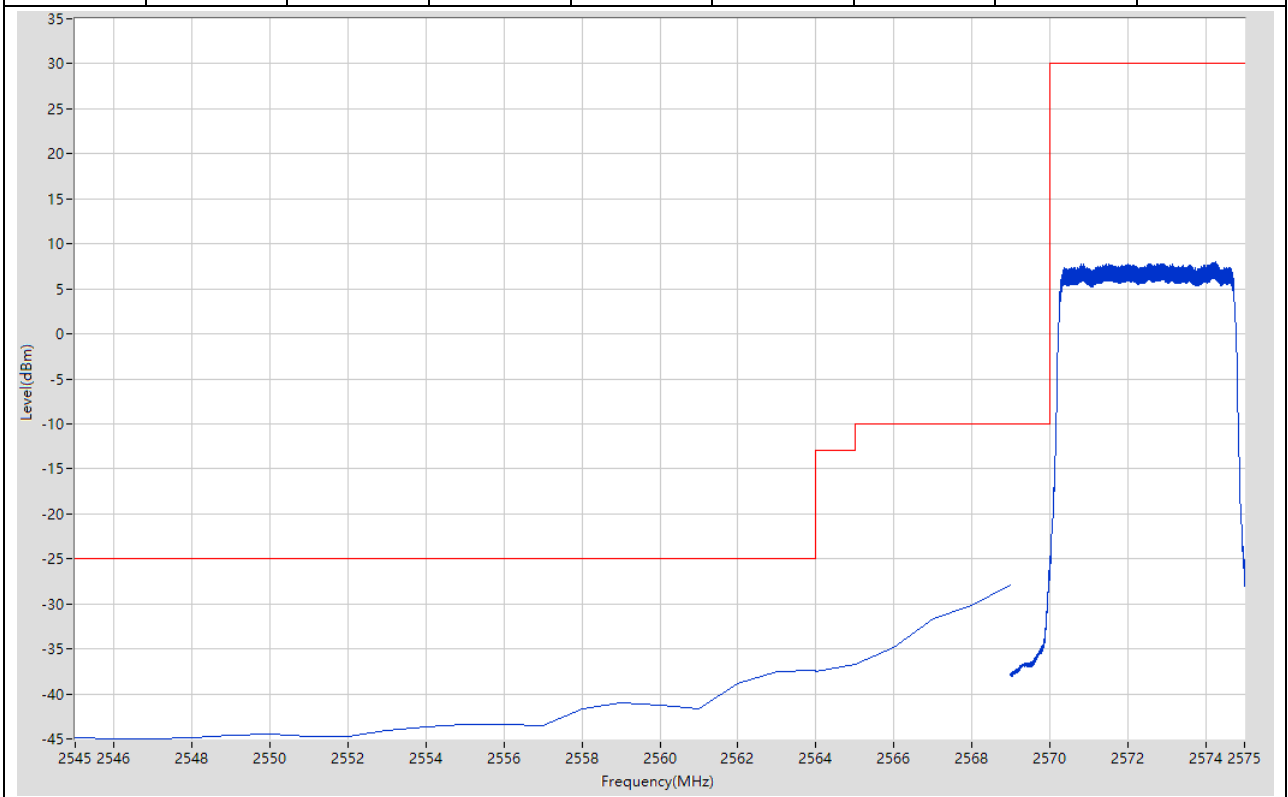
Start Frequency (MHz)	Stop Frequency (MHz)	RBW (MHz)	Detector	Frequency (MHz)	Power (dBm)	Limit (dBm)	Verdict	Sweep Point
2545	2564	1	RMS	2564	-41.71	-25	Pass	401
2564	2565	1	RMS	2564.995	-39.59	-13	Pass	401
2565	2569	1	RMS	2569	-28.91	-10	Pass	5
2569	2570	0.051	RMS	2570	-15.67	-10	Pass	401
2570	2575	0.1	RMS	2570.313	21.83	30	Pass	401





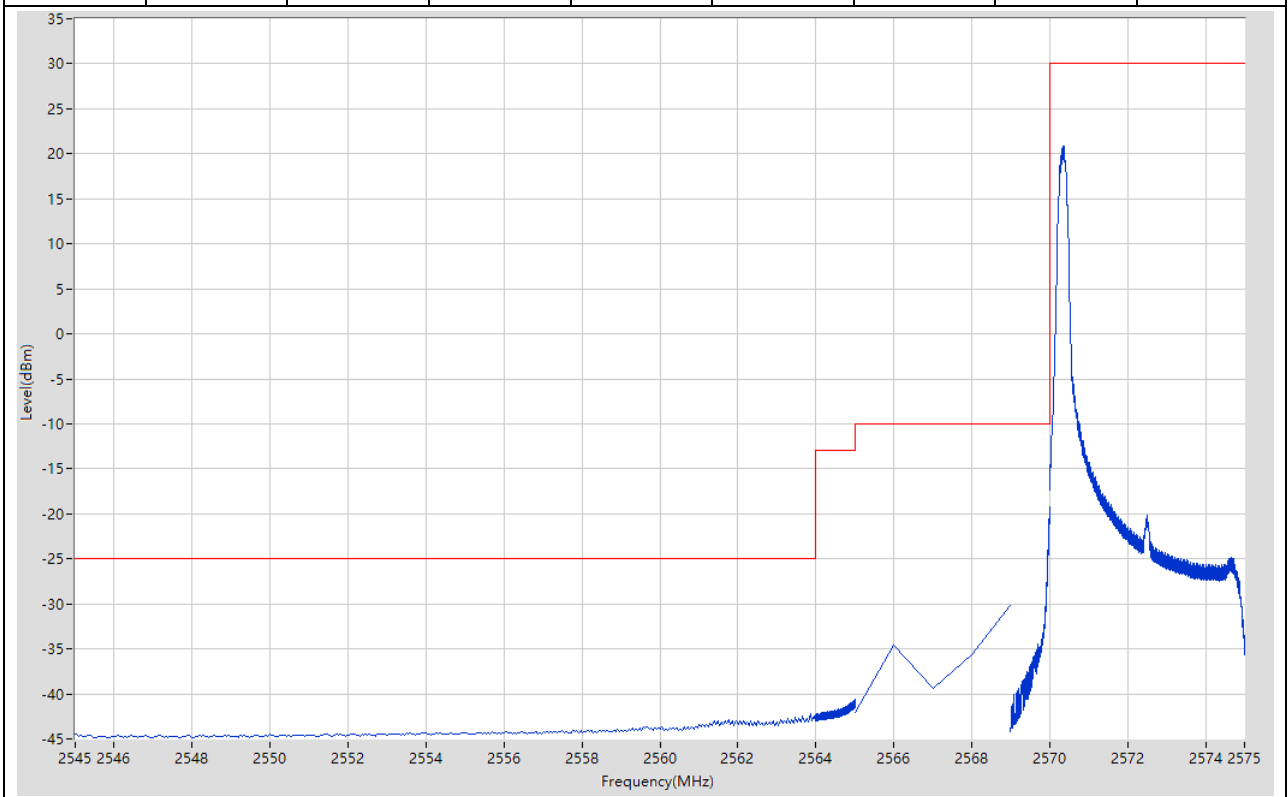
**15.2. LTE Band Edge\_Part22-24-27(NTNV)(Subtest:2, Channel:37775, Bandwidth:5, Modulation:QPSK, RB Number: 25, RB Position:LOW)**

Start Frequency (MHz)	Stop Frequency (MHz)	RBW (MHz)	Detector	Frequency (MHz)	Power (dBm)	Limit (dBm)	Verdict	Sweep Point
2545	2564	1	RMS	2564	-37.37	-25	Pass	20
2564	2565	1	RMS	2565	-36.79	-13	Pass	2
2565	2569	1	RMS	2569	-27.87	-10	Pass	5
2569	2570	0.1	RMS	2569.998	-25.46	-10	Pass	401
2570	2575	0.1	RMS	2574.263	7.96	30	Pass	401



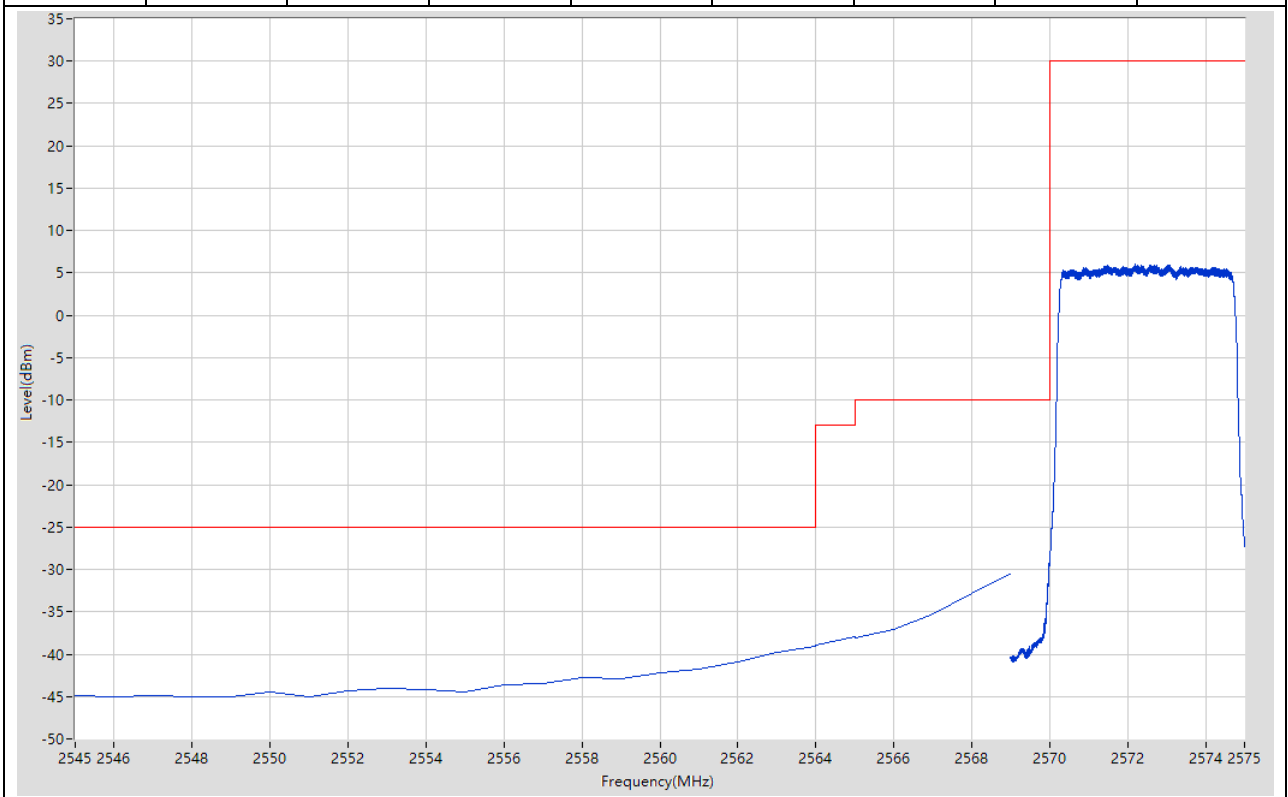
**15.3. LTE Band Edge\_Part22-24-27(NTNV)(Subtest:3, Channel:37775, Bandwidth:5, Modulation:Q16, RB Number: 1, RB Position:LOW)**

Start Frequency (MHz)	Stop Frequency (MHz)	RBW (MHz)	Detector	Frequency (MHz)	Power (dBm)	Limit (dBm)	Verdict	Sweep Point
2545	2564	1	RMS	2563.858	-42.24	-25	Pass	401
2564	2565	1	RMS	2564.998	-40.65	-13	Pass	401
2565	2569	1	RMS	2569	-30.21	-10	Pass	5
2569	2570	0.051	RMS	2570	-19.19	-10	Pass	401
2570	2575	0.1	RMS	2570.338	20.86	30	Pass	401



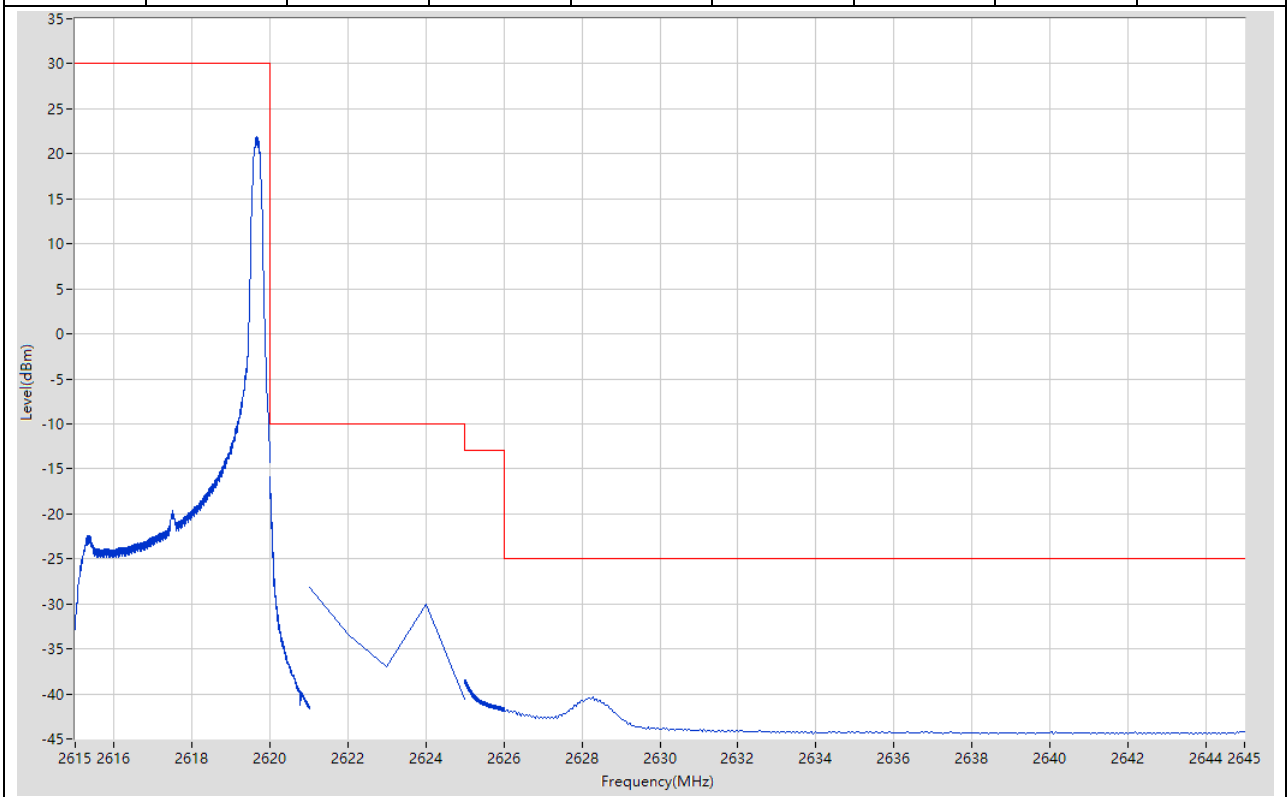
**15.4. LTE Band Edge\_Part22-24-27(NTNV)(Subtest:4, Channel:37775, Bandwidth:5, Modulation:Q16, RB Number: 25, RB Position:LOW)**

Start Frequency (MHz)	Stop Frequency (MHz)	RBW (MHz)	Detector	Frequency (MHz)	Power (dBm)	Limit (dBm)	Verdict	Sweep Point
2545	2564	1	RMS	2564	-39.09	-25	Pass	20
2564	2565	1	RMS	2565	-37.91	-13	Pass	2
2565	2569	1	RMS	2569	-30.62	-10	Pass	5
2569	2570	0.1	RMS	2570	-28.22	-10	Pass	401
2570	2575	0.1	RMS	2572.2	6.05	30	Pass	401



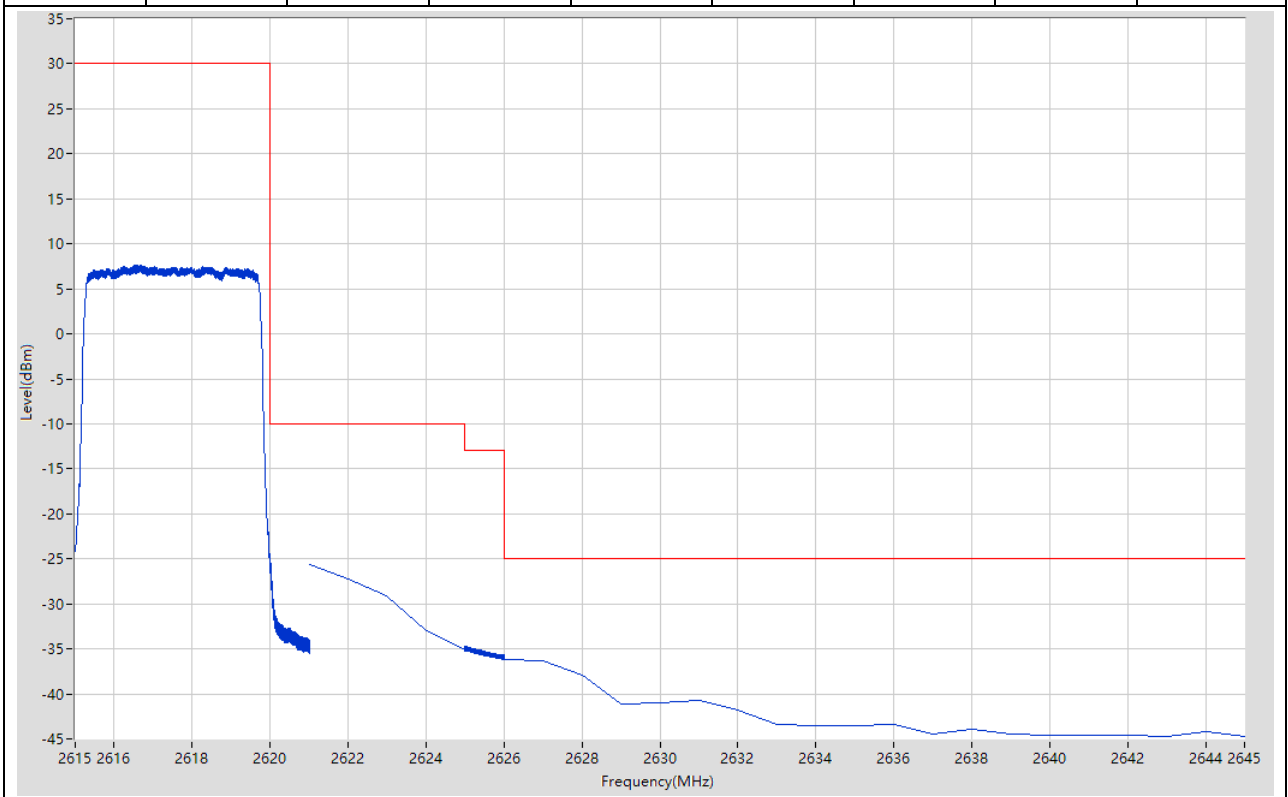
**15.5. LTE Band Edge\_Part22-24-27(NTNV)(Subtest:5, Channel:38225, Bandwidth:5, Modulation:QPSK, RB Number: 1, RB Position:HIGH)**

Start Frequency (MHz)	Stop Frequency (MHz)	RBW (MHz)	Detector	Frequency (MHz)	Power (dBm)	Limit (dBm)	Verdict	Sweep Point
2615	2620	0.1	RMS	2619.663	21.91	30	Pass	401
2620	2621	0.051	RMS	2620	-15.93	-10	Pass	401
2621	2625	1	RMS	2621	-28.11	-10	Pass	5
2625	2626	1	RMS	2625	-38.41	-13	Pass	401
2626	2645	1	RMS	2628.28	-40.36	-25	Pass	401



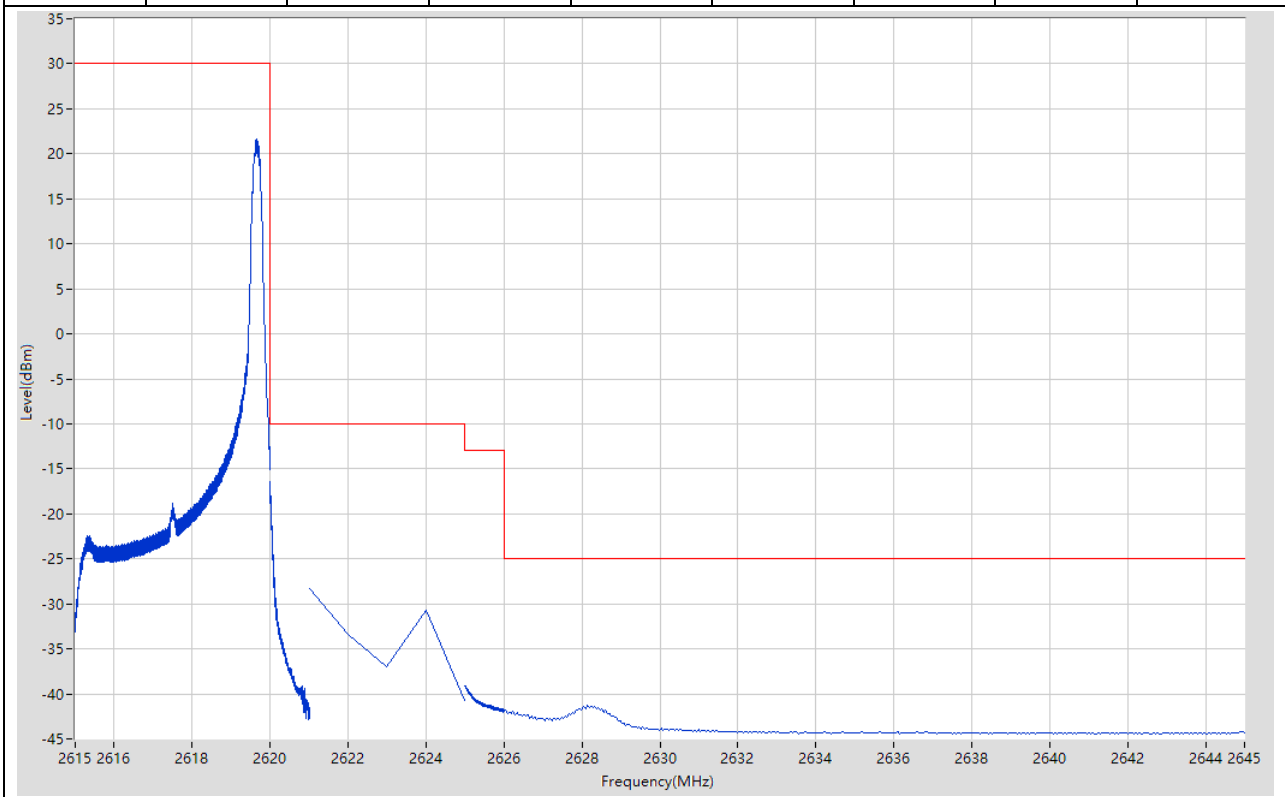
**15.6. LTE Band Edge\_Part22-24-27(NTNV)(Subtest:6, Channel:38225, Bandwidth:5, Modulation:QPSK, RB Number: 25, RB Position:HIGH)**

Start Frequency (MHz)	Stop Frequency (MHz)	RBW (MHz)	Detector	Frequency (MHz)	Power (dBm)	Limit (dBm)	Verdict	Sweep Point
2615	2620	0.1	RMS	2616.65	7.66	30	Pass	401
2620	2621	0.1	RMS	2620	-24.44	-10	Pass	401
2621	2625	1	RMS	2621	-25.69	-10	Pass	5
2625	2626	1	RMS	2625.008	-34.7	-13	Pass	401
2626	2645	1	RMS	2626	-36.17	-25	Pass	20



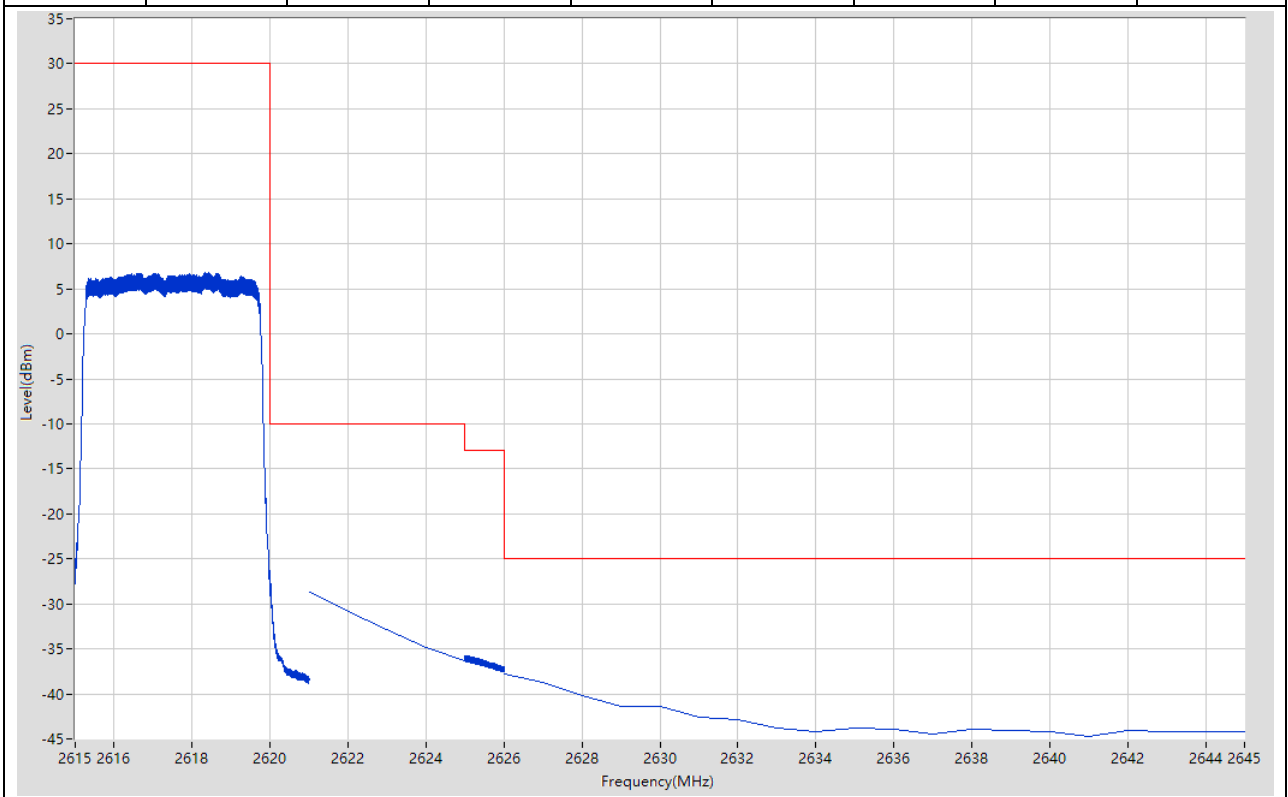
**15.7. LTE Band Edge\_Part22-24-27(NTNV)(Subtest:7, Channel:38225, Bandwidth:5, Modulation:Q16, RB Number: 1, RB Position:HIGH)**

Start Frequency (MHz)	Stop Frequency (MHz)	RBW (MHz)	Detector	Frequency (MHz)	Power (dBm)	Limit (dBm)	Verdict	Sweep Point
2615	2620	0.1	RMS	2619.663	21.69	30	Pass	401
2620	2621	0.051	RMS	2620	-16.41	-10	Pass	401
2621	2625	1	RMS	2621	-28.27	-10	Pass	5
2625	2626	1	RMS	2625	-39.06	-13	Pass	401
2626	2645	1	RMS	2628.138	-41.31	-25	Pass	401



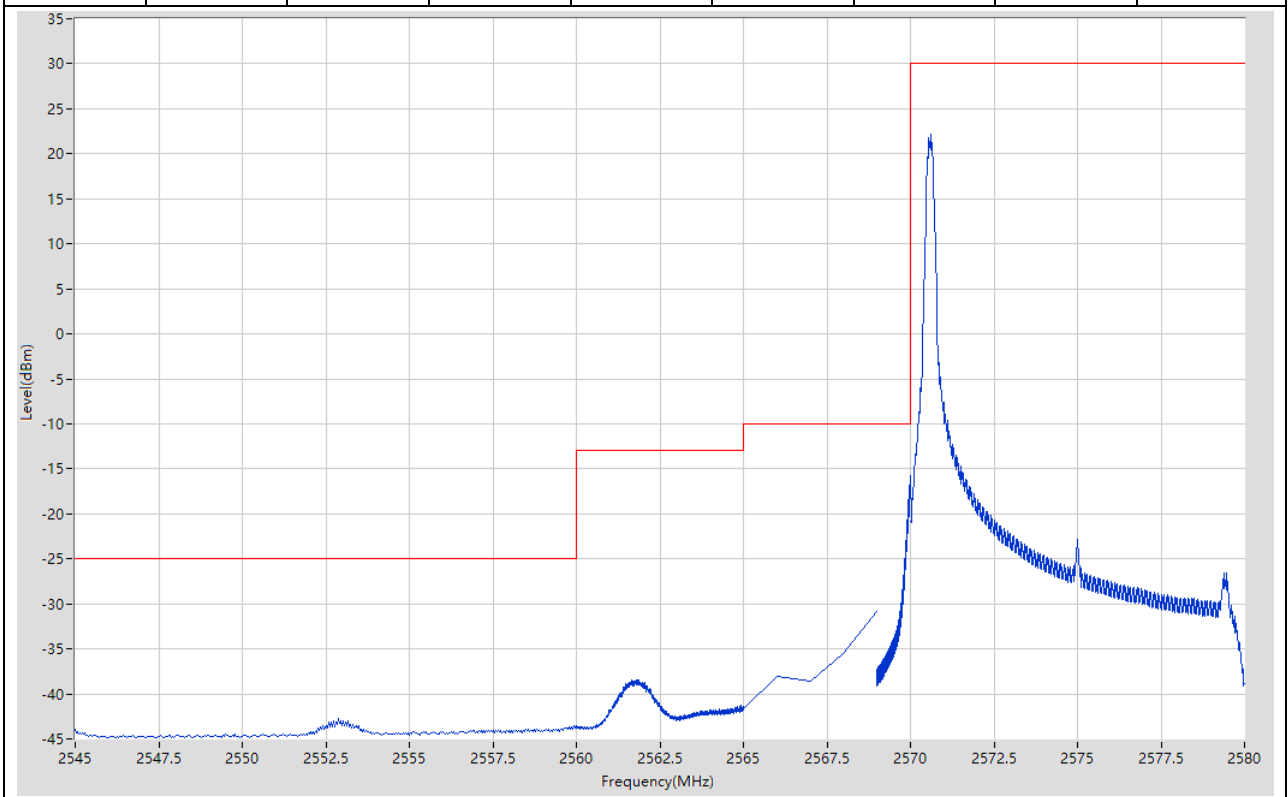
**15.8. LTE Band Edge\_Part22-24-27(NTNV)(Subtest:8, Channel:38225, Bandwidth:5, Modulation:Q16, RB Number: 25, RB Position:HIGH)**

Start Frequency (MHz)	Stop Frequency (MHz)	RBW (MHz)	Detector	Frequency (MHz)	Power (dBm)	Limit (dBm)	Verdict	Sweep Point
2615	2620	0.1	RMS	2618.338	6.78	30	Pass	401
2620	2621	0.1	RMS	2620	-26.8	-10	Pass	401
2621	2625	1	RMS	2621	-28.69	-10	Pass	5
2625	2626	1	RMS	2625	-35.74	-13	Pass	401
2626	2645	1	RMS	2626	-37.82	-25	Pass	20



**15.9. LTE Band Edge\_Part22-24-27(NTNV)(Subtest:9, Channel:37800, Bandwidth:10, Modulation:QPSK, RB Number: 1, RB Position:LOW)**

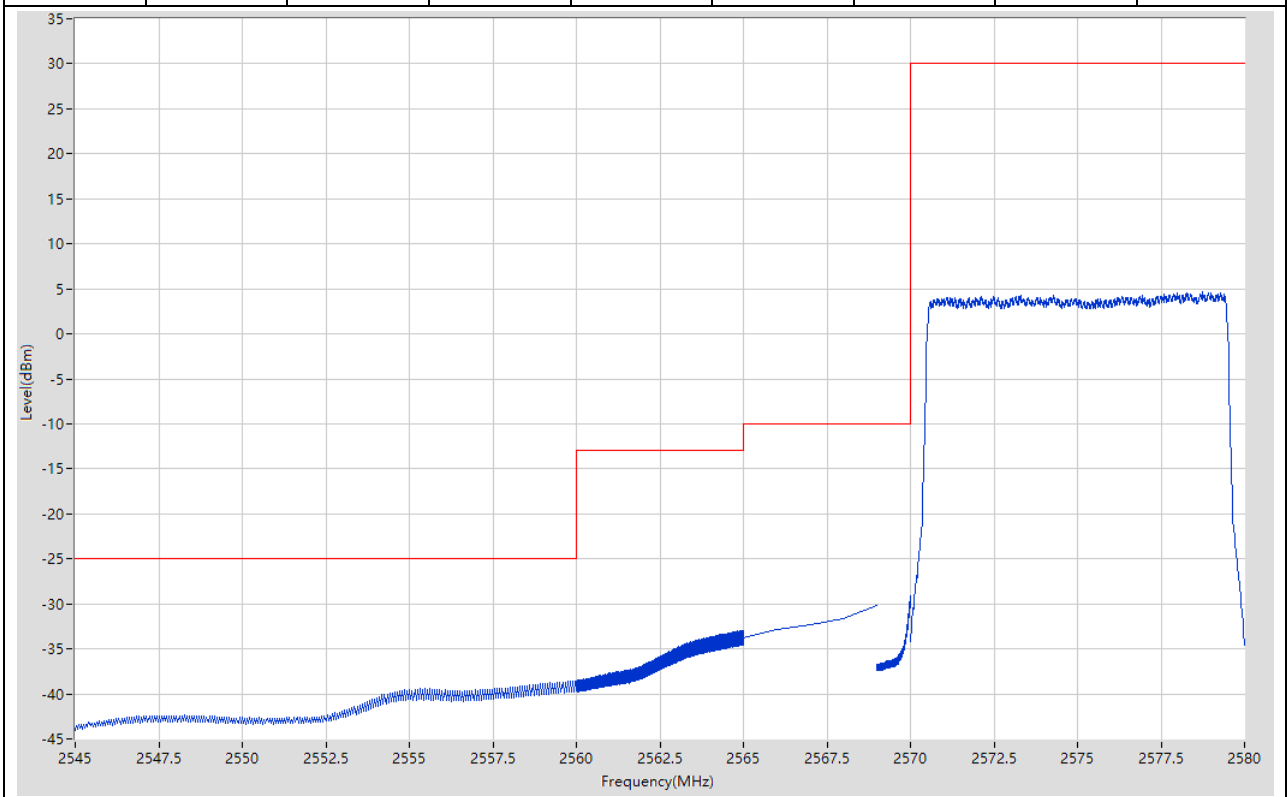
Start Frequency (MHz)	Stop Frequency (MHz)	RBW (MHz)	Detector	Frequency (MHz)	Power (dBm)	Limit (dBm)	Verdict	Sweep Point
2545	2560	1	RMS	2552.875	-42.79	-25	Pass	401
2560	2565	1	RMS	2561.838	-38.42	-13	Pass	401
2565	2569	1	RMS	2569	-30.88	-10	Pass	5
2569	2570	0.2	RMS	2570	-15.69	-10	Pass	401
2570	2580	0.1	RMS	2570.6	22.16	30	Pass	401





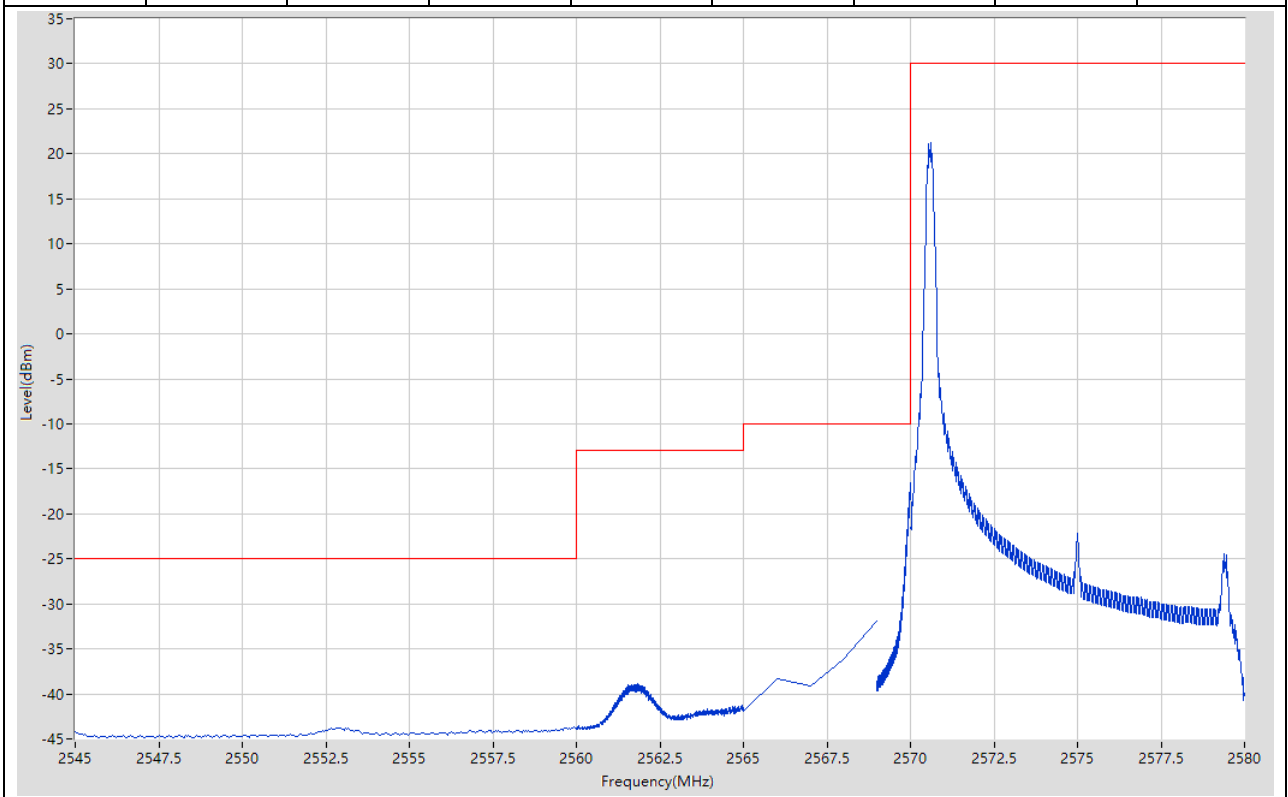
**15.10. LTE Band Edge\_Part22-24-27(NTNV)(Subtest:10, Channel:37800, Bandwidth:10, Modulation:QPSK, RB Number: 50, RB Position:LOW)**

Start Frequency (MHz)	Stop Frequency (MHz)	RBW (MHz)	Detector	Frequency (MHz)	Power (dBm)	Limit (dBm)	Verdict	Sweep Point
2545	2560	1	RMS	2559.888	-38.57	-25	Pass	401
2560	2565	1	RMS	2564.975	-32.92	-13	Pass	401
2565	2569	1	RMS	2569	-30.13	-10	Pass	5
2569	2570	0.2	RMS	2570	-29.06	-10	Pass	401
2570	2580	0.1	RMS	2578.725	4.63	30	Pass	401



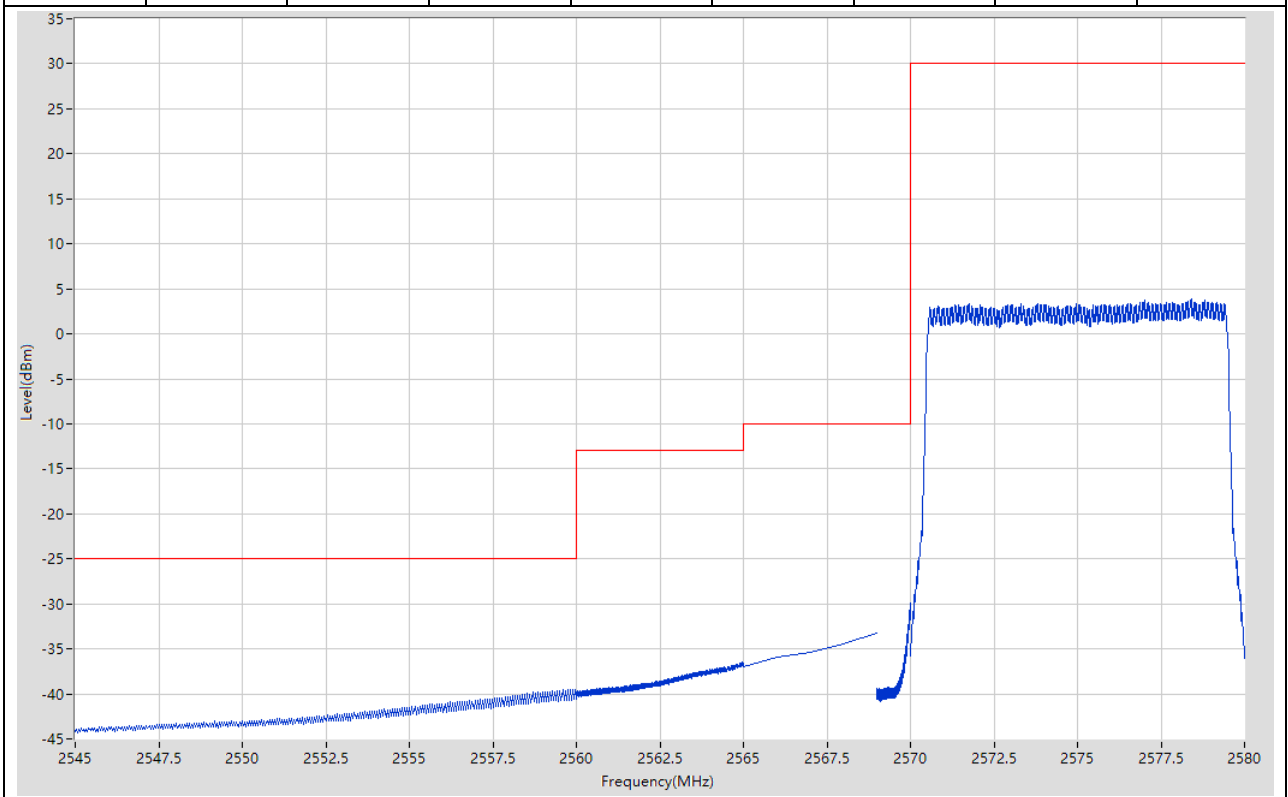
**15.11. LTE Band Edge\_Part22-24-27(NTNV)(Subtest:11, Channel:37800, Bandwidth:10, Modulation:Q16, RB Number: 1, RB Position:LOW)**

Start Frequency (MHz)	Stop Frequency (MHz)	RBW (MHz)	Detector	Frequency (MHz)	Power (dBm)	Limit (dBm)	Verdict	Sweep Point
2545	2560	1	RMS	2559.925	-43.64	-25	Pass	401
2560	2565	1	RMS	2561.838	-38.91	-13	Pass	401
2565	2569	1	RMS	2569	-31.88	-10	Pass	5
2569	2570	0.2	RMS	2569.998	-16.61	-10	Pass	401
2570	2580	0.1	RMS	2570.6	21.26	30	Pass	401



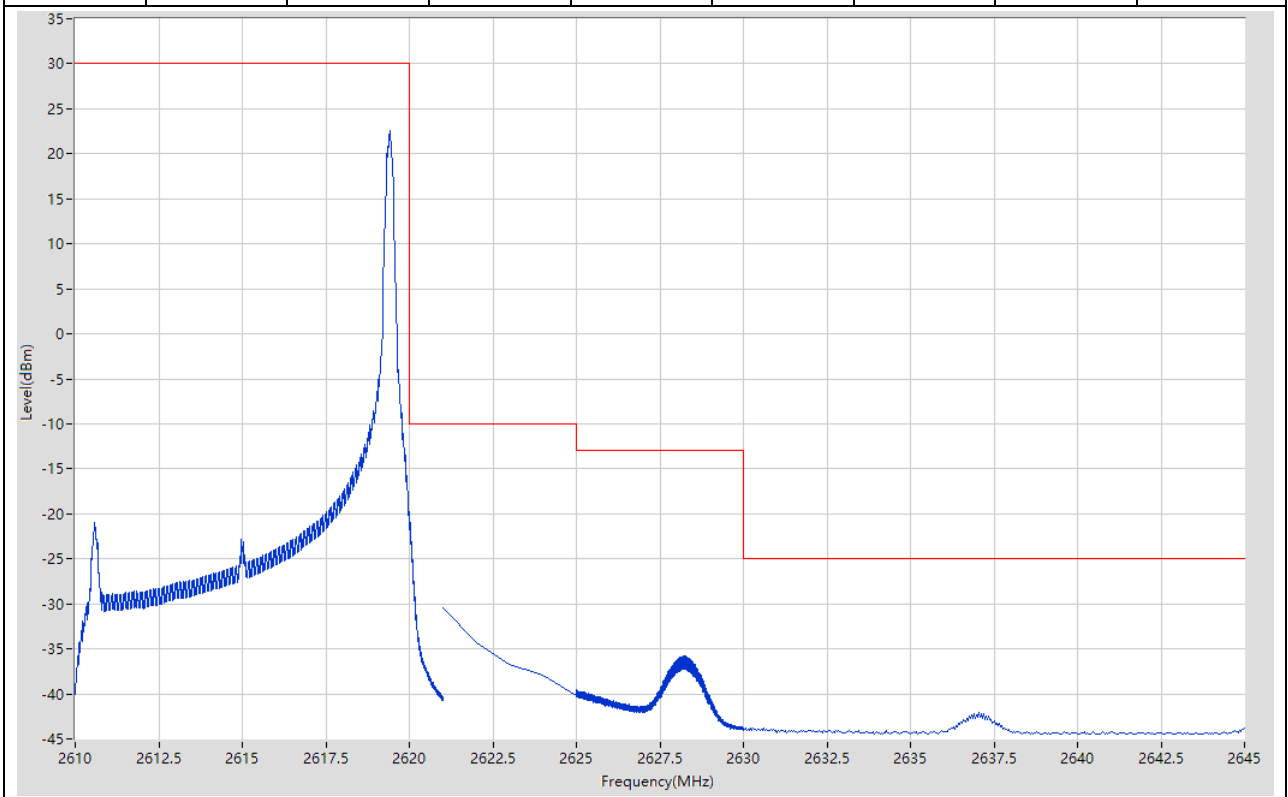
**15.12. LTE Band Edge\_Part22-24-27(NTNV)(Subtest:12, Channel:37800, Bandwidth:10, Modulation:Q16, RB Number: 50, RB Position:LOW)**

Start Frequency (MHz)	Stop Frequency (MHz)	RBW (MHz)	Detector	Frequency (MHz)	Power (dBm)	Limit (dBm)	Verdict	Sweep Point
2545	2560	1	RMS	2559.888	-39.46	-25	Pass	401
2560	2565	1	RMS	2564.975	-36.49	-13	Pass	401
2565	2569	1	RMS	2569	-33.28	-10	Pass	5
2569	2570	0.2	RMS	2569.998	-29.89	-10	Pass	401
2570	2580	0.1	RMS	2578.425	3.85	30	Pass	401



**15.13. LTE Band Edge\_Part22-24-27(NTNV)(Subtest:13, Channel:38200, Bandwidth:10, Modulation:QPSK, RB Number: 1, RB Position:HIGH)**

Start Frequency (MHz)	Stop Frequency (MHz)	RBW (MHz)	Detector	Frequency (MHz)	Power (dBm)	Limit (dBm)	Verdict	Sweep Point
2610	2620	0.1	RMS	2619.425	22.53	30	Pass	401
2620	2621	0.1	RMS	2620.003	-19.73	-10	Pass	401
2621	2625	1	RMS	2621	-30.45	-10	Pass	5
2625	2630	1	RMS	2628.25	-35.76	-13	Pass	401
2630	2645	1	RMS	2637.05	-42.09	-25	Pass	401



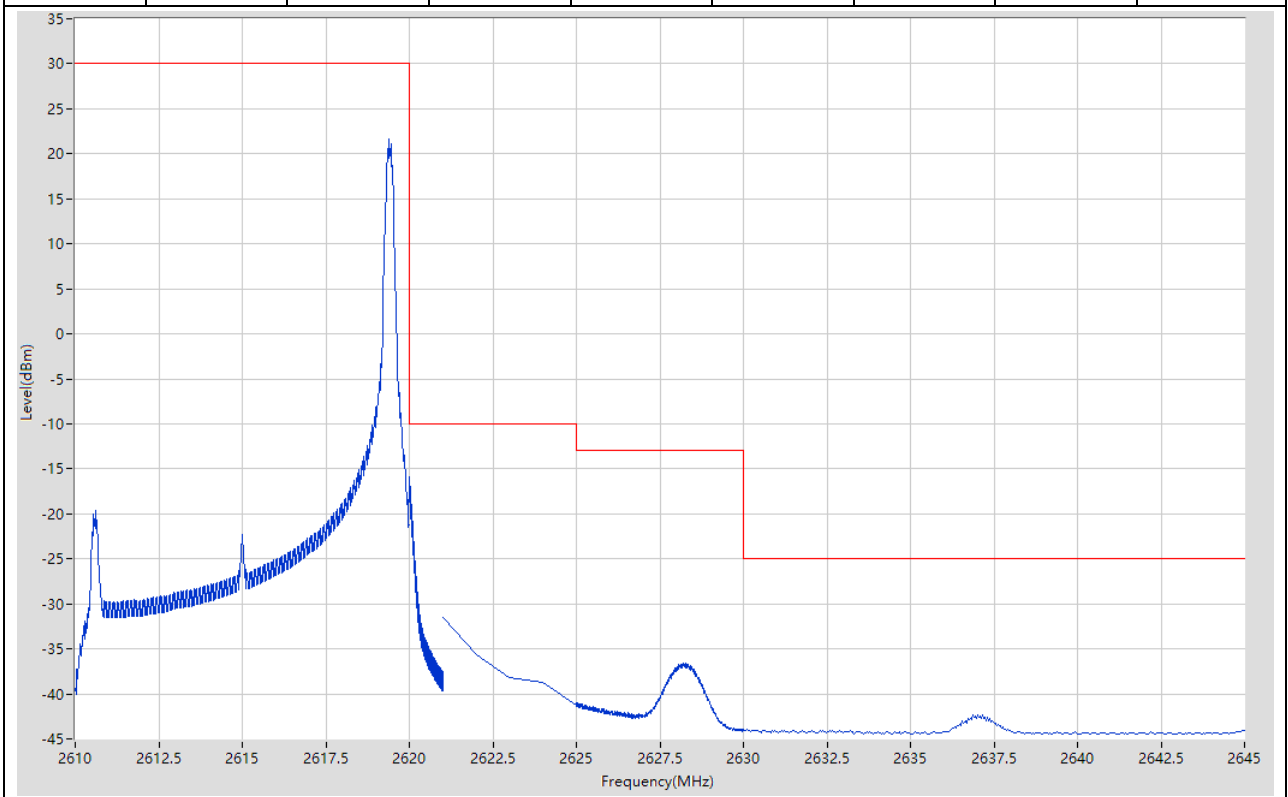
**15.14. LTE Band Edge\_Part22-24-27(NTNV)(Subtest:14, Channel:38200, Bandwidth:10, Modulation:QPSK, RB Number: 50, RB Position:HIGH)**

Start Frequency (MHz)	Stop Frequency (MHz)	RBW (MHz)	Detector	Frequency (MHz)	Power (dBm)	Limit (dBm)	Verdict	Sweep Point
2610	2620	0.1	RMS	2619.075	4.67	30	Pass	401
2620	2621	0.2	RMS	2620	-28.63	-10	Pass	401
2621	2625	1	RMS	2621	-28.57	-10	Pass	5
2625	2630	1	RMS	2625.038	-31.3	-13	Pass	401
2630	2645	1	RMS	2630.113	-37.63	-25	Pass	401



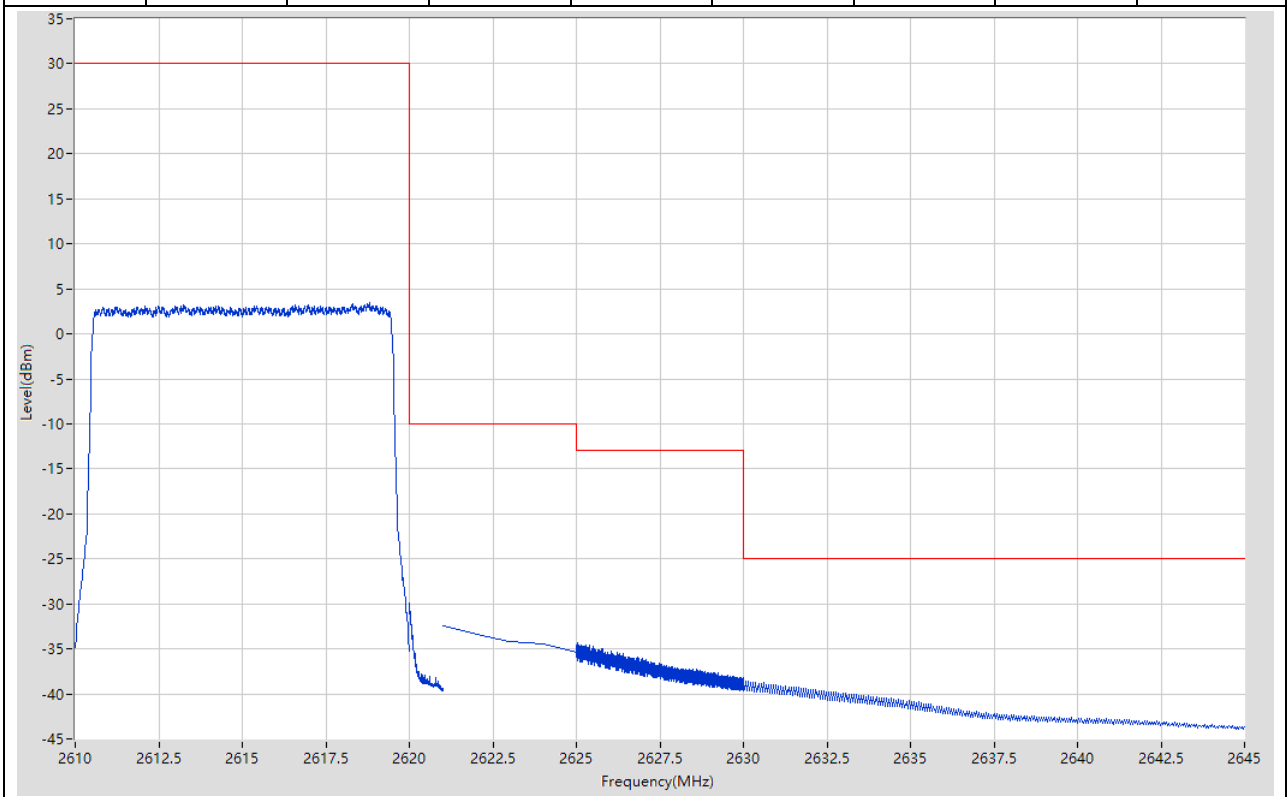
**15.15. LTE Band Edge\_Part22-24-27(NTNV)(Subtest:15, Channel:38200, Bandwidth:10, Modulation:Q16, RB Number: 1, RB Position:HIGH)**

Start Frequency (MHz)	Stop Frequency (MHz)	RBW (MHz)	Detector	Frequency (MHz)	Power (dBm)	Limit (dBm)	Verdict	Sweep Point
2610	2620	0.1	RMS	2619.4	21.6	30	Pass	401
2620	2621	0.2	RMS	2620	-15.9	-10	Pass	401
2621	2625	1	RMS	2621	-31.47	-10	Pass	5
2625	2630	1	RMS	2628.213	-36.53	-13	Pass	401
2630	2645	1	RMS	2637.013	-42.31	-25	Pass	401



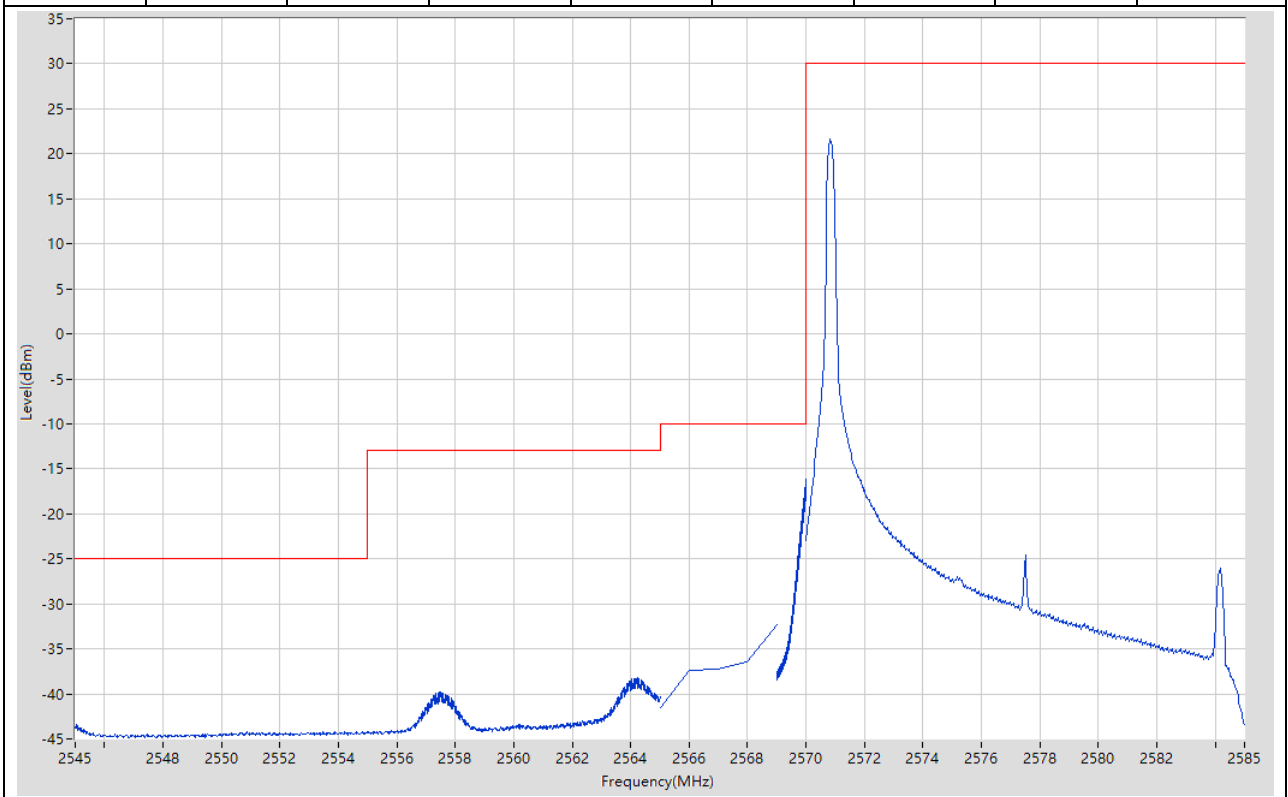
**15.16. LTE Band Edge\_Part22-24-27(NTNV)(Subtest:16, Channel:38200, Bandwidth:10, Modulation:Q16, RB Number: 50, RB Position:HIGH)**

Start Frequency (MHz)	Stop Frequency (MHz)	RBW (MHz)	Detector	Frequency (MHz)	Power (dBm)	Limit (dBm)	Verdict	Sweep Point
2610	2620	0.1	RMS	2618.825	3.42	30	Pass	401
2620	2621	0.2	RMS	2620.003	-29.97	-10	Pass	401
2621	2625	1	RMS	2621	-32.46	-10	Pass	5
2625	2630	1	RMS	2625.038	-34.32	-13	Pass	401
2630	2645	1	RMS	2630	-38.51	-25	Pass	401



**15.17. LTE Band Edge\_Part22-24-27(NTNV)(Subtest:17, Channel:37825, Bandwidth:15, Modulation:QPSK, RB Number: 1, RB Position:LOW)**

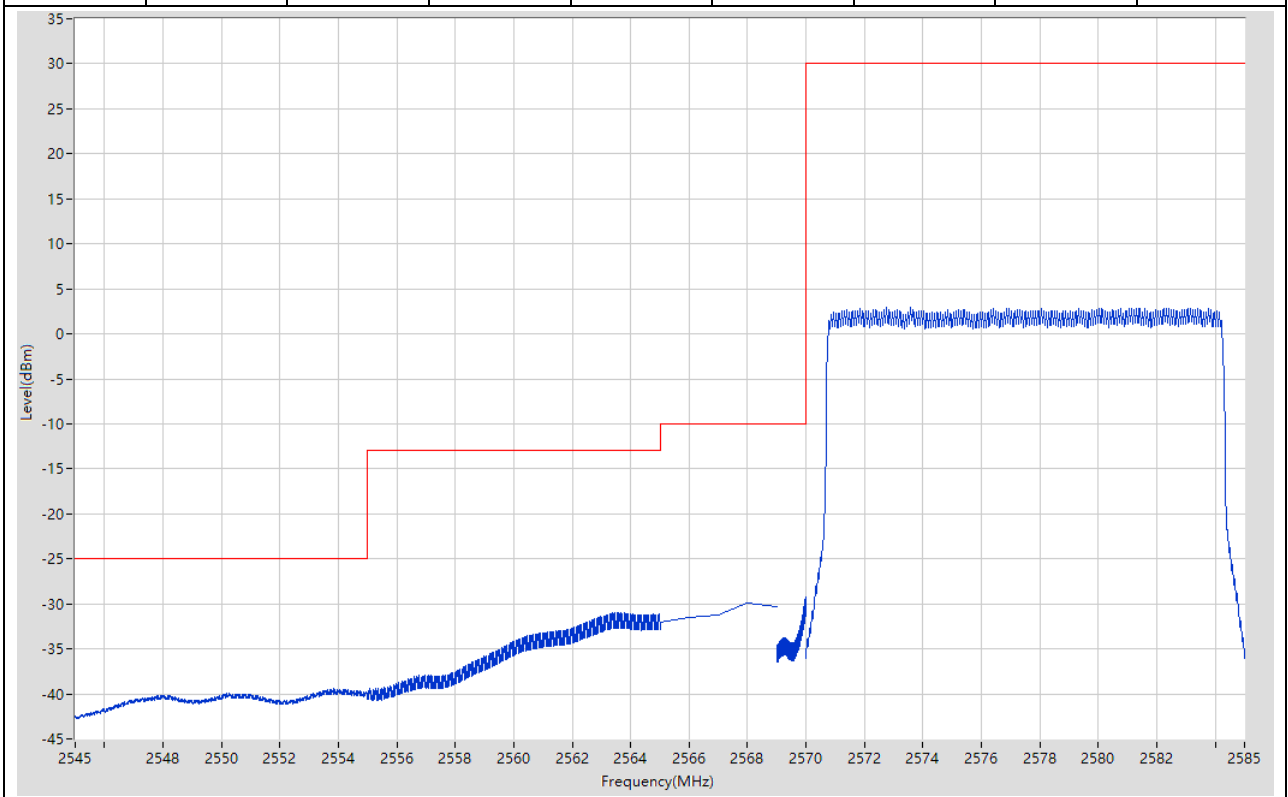
Start Frequency (MHz)	Stop Frequency (MHz)	RBW (MHz)	Detector	Frequency (MHz)	Power (dBm)	Limit (dBm)	Verdict	Sweep Point
2545	2555	1	RMS	2545.025	-43.37	-25	Pass	401
2555	2565	1	RMS	2564.25	-38.23	-13	Pass	401
2565	2569	1	RMS	2569	-32.33	-10	Pass	5
2569	2570	0.3	RMS	2569.998	-16.14	-10	Pass	401
2570	2585	0.1	RMS	2570.825	21.64	30	Pass	401





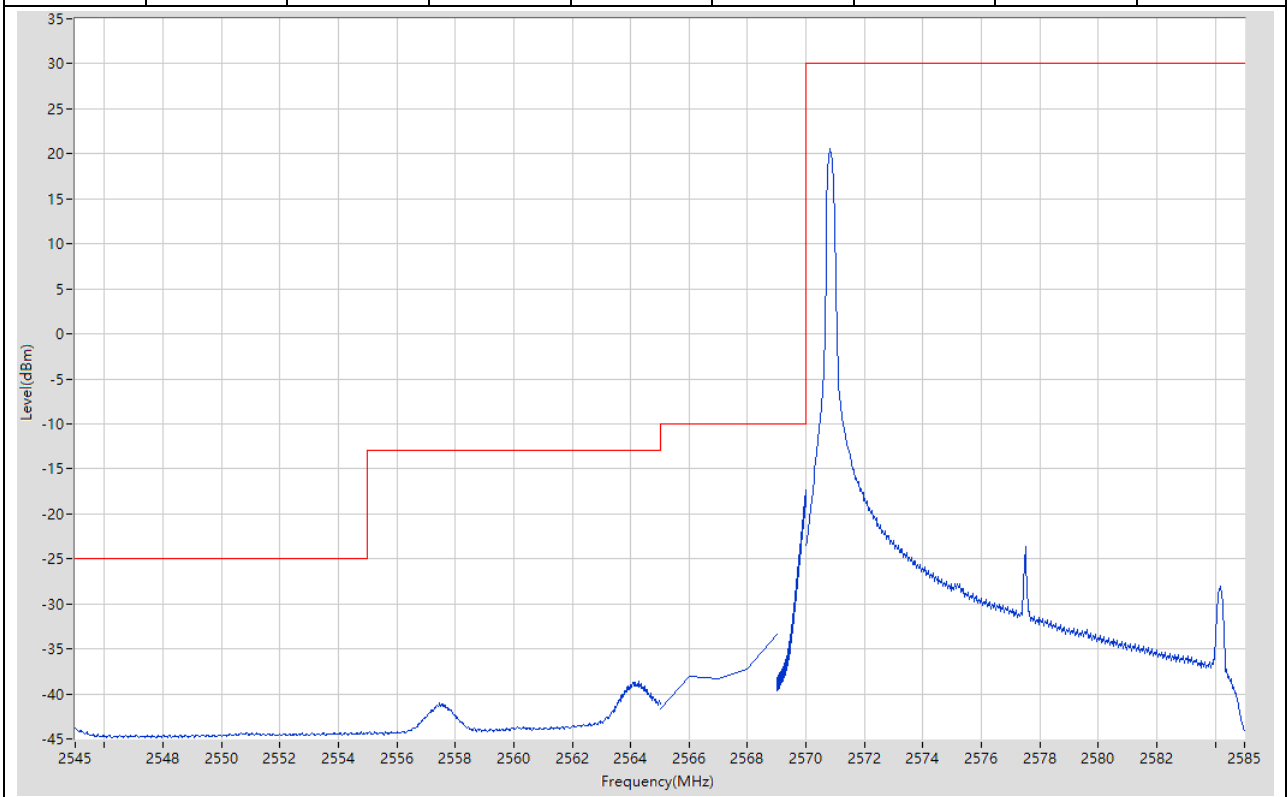
**15.18. LTE Band Edge\_Part22-24-27(NTNV)(Subtest:18, Channel:37825, Bandwidth:15, Modulation:QPSK, RB Number: 75, RB Position:LOW)**

Start Frequency (MHz)	Stop Frequency (MHz)	RBW (MHz)	Detector	Frequency (MHz)	Power (dBm)	Limit (dBm)	Verdict	Sweep Point
2545	2555	1	RMS	2553.85	-39.46	-25	Pass	401
2555	2565	1	RMS	2563.475	-30.97	-13	Pass	401
2565	2569	1	RMS	2568	-29.87	-10	Pass	5
2569	2570	0.3	RMS	2569.993	-29.19	-10	Pass	401
2570	2585	0.1	RMS	2572.738	2.96	30	Pass	401



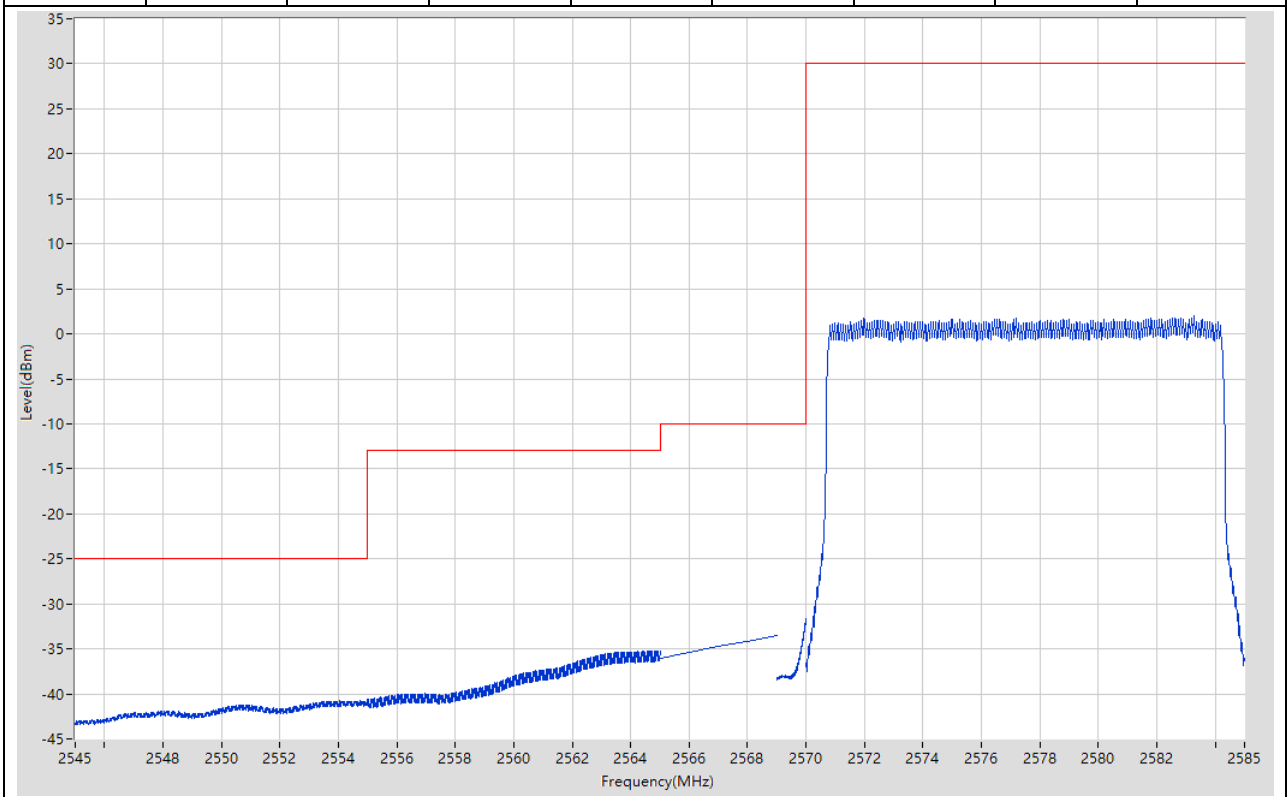
**15.19. LTE Band Edge\_Part22-24-27(NTNV)(Subtest:19, Channel:37825, Bandwidth:15, Modulation:Q16, RB Number: 1, RB Position:LOW)**

Start Frequency (MHz)	Stop Frequency (MHz)	RBW (MHz)	Detector	Frequency (MHz)	Power (dBm)	Limit (dBm)	Verdict	Sweep Point
2545	2555	1	RMS	2545	-43.74	-25	Pass	401
2555	2565	1	RMS	2564.275	-38.65	-13	Pass	401
2565	2569	1	RMS	2569	-33.39	-10	Pass	5
2569	2570	0.3	RMS	2569.998	-17.36	-10	Pass	401
2570	2585	0.1	RMS	2570.825	20.53	30	Pass	401



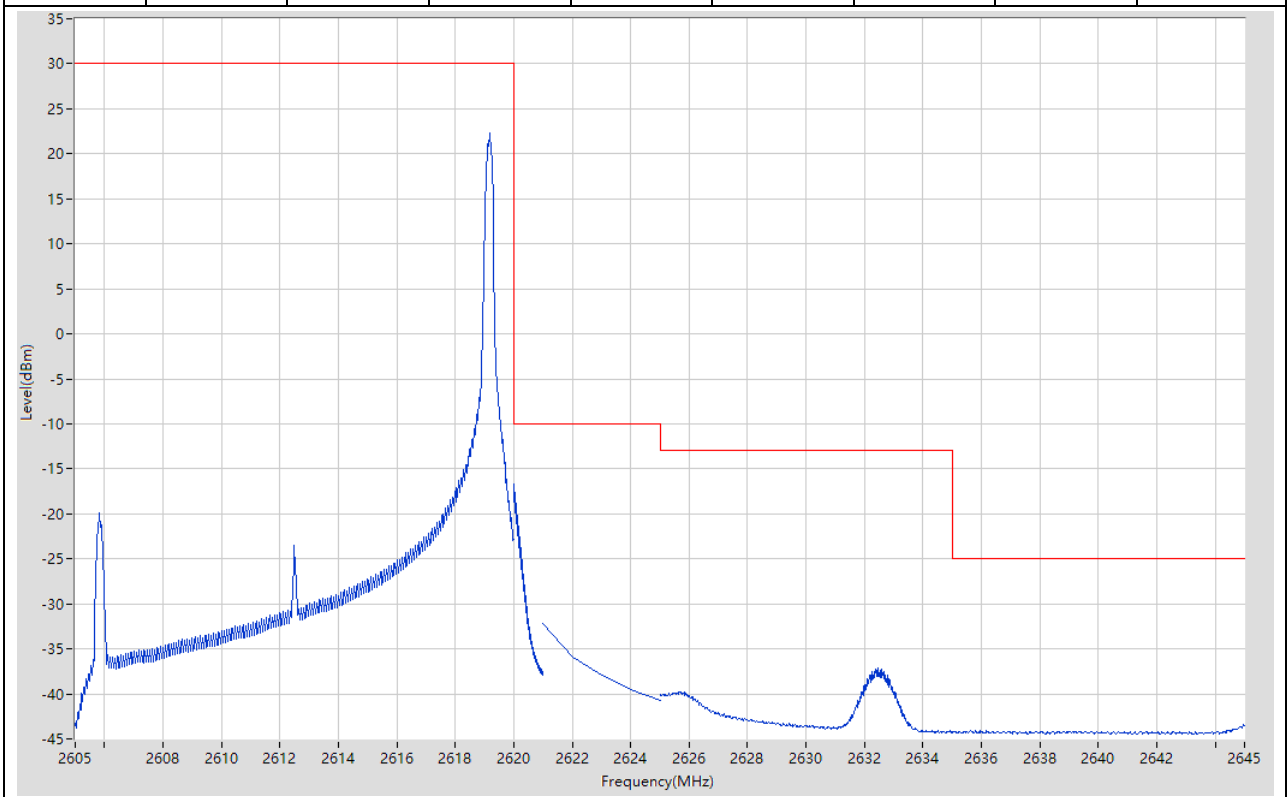
**15.20. LTE Band Edge\_Part22-24-27(NTNV)(Subtest:20, Channel:37825, Bandwidth:15, Modulation:Q16, RB Number: 75, RB Position:LOW)**

Start Frequency (MHz)	Stop Frequency (MHz)	RBW (MHz)	Detector	Frequency (MHz)	Power (dBm)	Limit (dBm)	Verdict	Sweep Point
2545	2555	1	RMS	2554.975	-40.78	-25	Pass	401
2555	2565	1	RMS	2565	-35.24	-13	Pass	401
2565	2569	1	RMS	2569	-33.47	-10	Pass	5
2569	2570	0.3	RMS	2569.995	-31.69	-10	Pass	401
2570	2585	0.1	RMS	2583.275	2.02	30	Pass	401



**15.21. LTE Band Edge\_Part22-24-27(NTNV)(Subtest:21, Channel:38175, Bandwidth:15, Modulation:QPSK, RB Number: 1, RB Position:HIGH)**

Start Frequency (MHz)	Stop Frequency (MHz)	RBW (MHz)	Detector	Frequency (MHz)	Power (dBm)	Limit (dBm)	Verdict	Sweep Point
2605	2620	0.1	RMS	2619.175	22.33	30	Pass	401
2620	2621	0.3	RMS	2620.003	-16.69	-10	Pass	401
2621	2625	1	RMS	2621	-32.21	-10	Pass	5
2625	2635	1	RMS	2632.475	-37.12	-13	Pass	401
2635	2645	1	RMS	2644.975	-43.43	-25	Pass	401



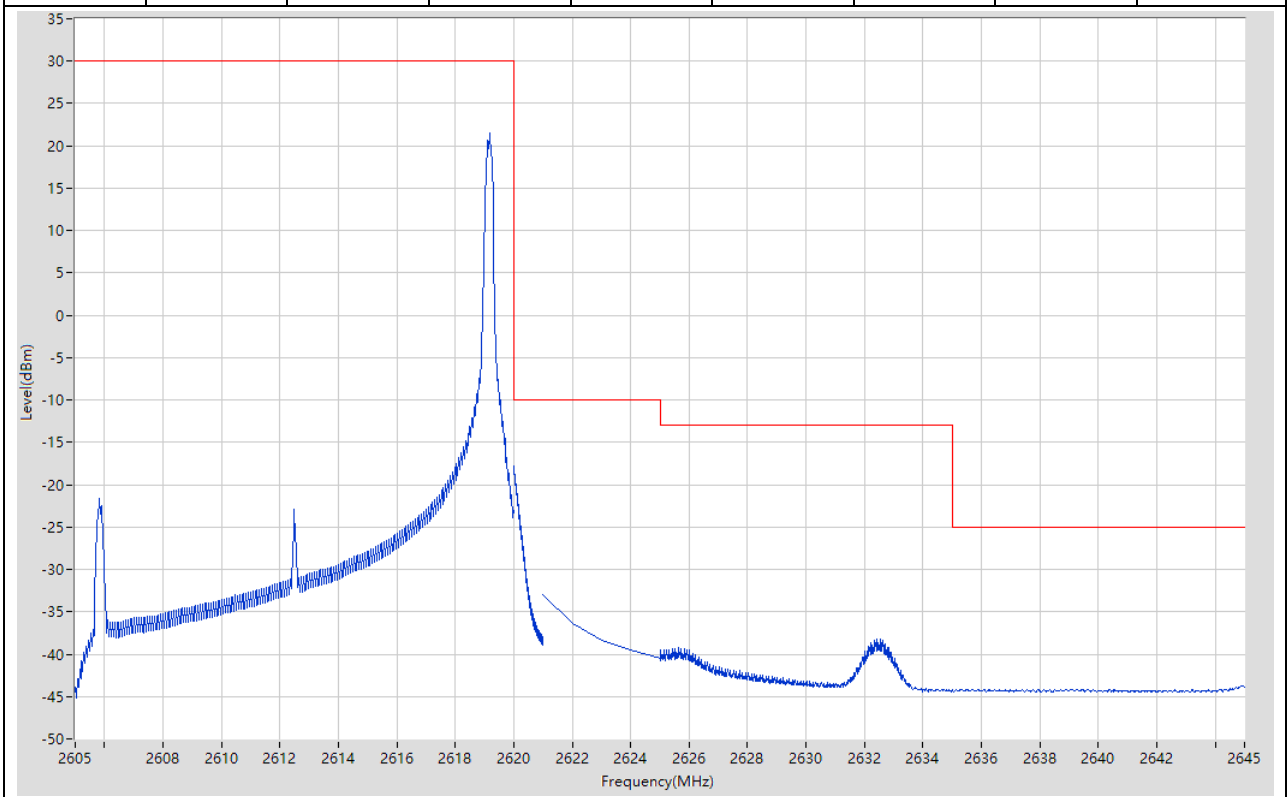
**15.22. LTE Band Edge\_Part22-24-27(NTNV)(Subtest:22, Channel:38175, Bandwidth:15, Modulation:QPSK, RB Number: 75, RB Position:HIGH)**

Start Frequency (MHz)	Stop Frequency (MHz)	RBW (MHz)	Detector	Frequency (MHz)	Power (dBm)	Limit (dBm)	Verdict	Sweep Point
2605	2620	0.1	RMS	2608.15	2.82	30	Pass	401
2620	2621	0.3	RMS	2620	-29.12	-10	Pass	401
2621	2625	1	RMS	2621	-29.18	-10	Pass	5
2625	2635	1	RMS	2625.95	-30.16	-13	Pass	401
2635	2645	1	RMS	2635.9	-37.83	-25	Pass	401



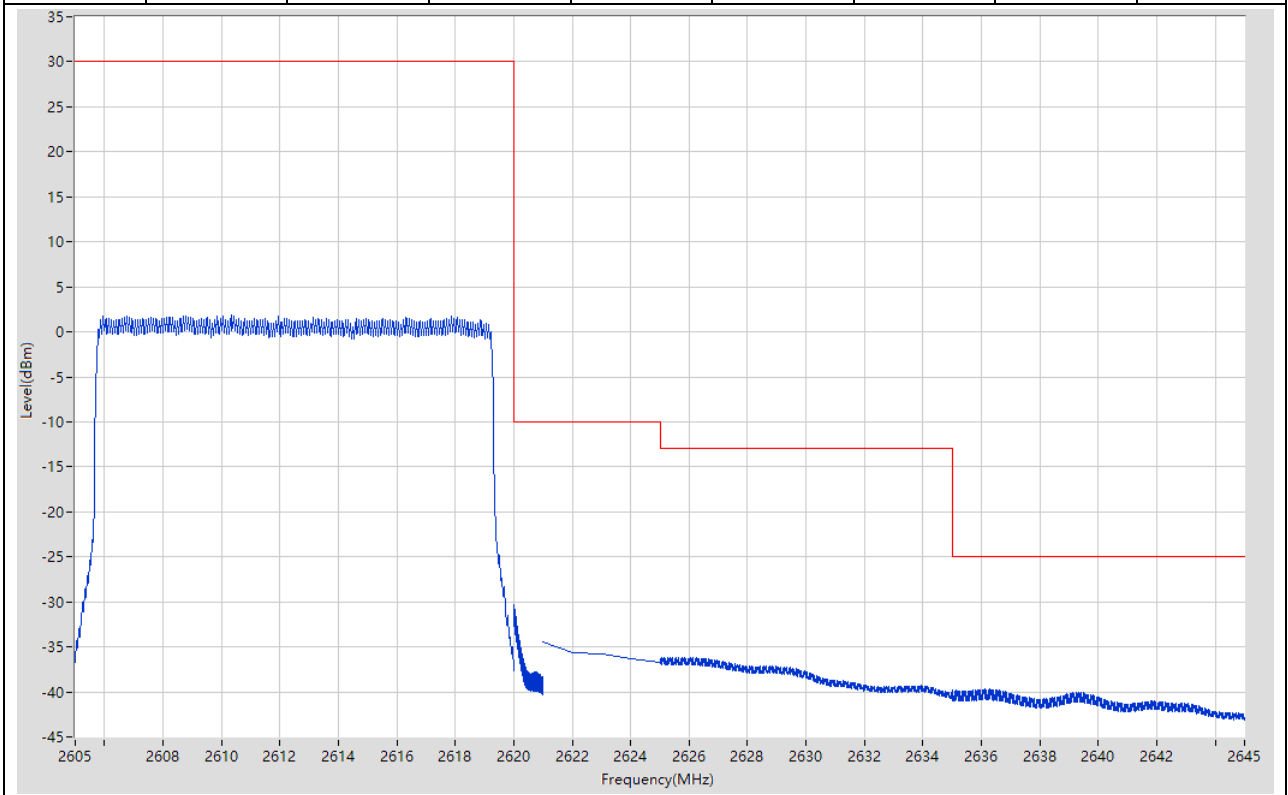
**15.23. LTE Band Edge\_Part22-24-27(NTNV)(Subtest:23, Channel:38175, Bandwidth:15, Modulation:Q16, RB Number: 1, RB Position:HIGH)**

Start Frequency (MHz)	Stop Frequency (MHz)	RBW (MHz)	Detector	Frequency (MHz)	Power (dBm)	Limit (dBm)	Verdict	Sweep Point
2605	2620	0.1	RMS	2619.175	21.56	30	Pass	401
2620	2621	0.3	RMS	2620.003	-17.83	-10	Pass	401
2621	2625	1	RMS	2621	-33	-10	Pass	5
2625	2635	1	RMS	2632.425	-38.16	-13	Pass	401
2635	2645	1	RMS	2644.925	-43.71	-25	Pass	401



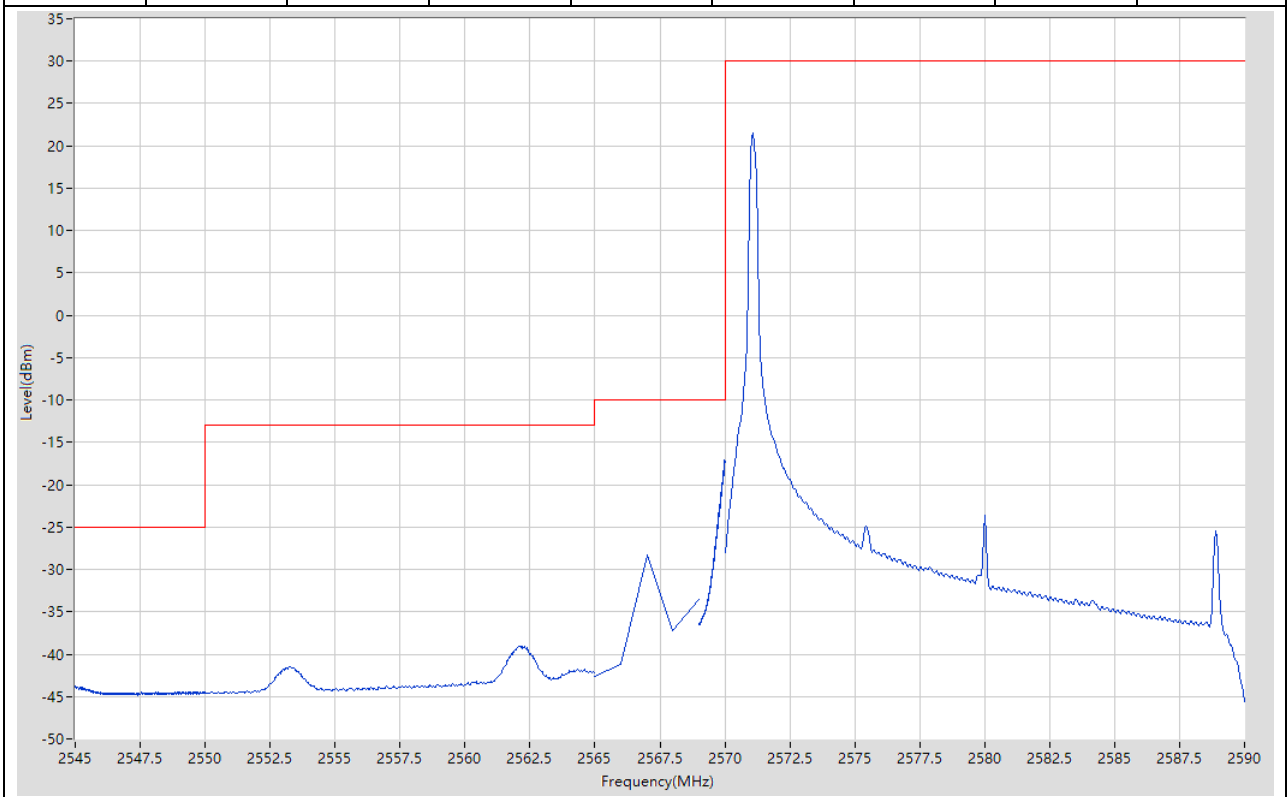
**15.24. LTE Band Edge\_Part22-24-27(NTNV)(Subtest:24, Channel:38175, Bandwidth:15, Modulation:Q16, RB Number: 75, RB Position:HIGH)**

Start Frequency (MHz)	Stop Frequency (MHz)	RBW (MHz)	Detector	Frequency (MHz)	Power (dBm)	Limit (dBm)	Verdict	Sweep Point
2605	2620	0.1	RMS	2610.363	1.87	30	Pass	401
2620	2621	0.3	RMS	2620.008	-30.32	-10	Pass	401
2621	2625	1	RMS	2621	-34.45	-10	Pass	5
2625	2635	1	RMS	2625.25	-36.2	-13	Pass	401
2635	2645	1	RMS	2636.125	-39.69	-25	Pass	401



**15.25. LTE Band Edge\_Part22-24-27(NTNV)(Subtest:25, Channel:37850, Bandwidth:20, Modulation:QPSK, RB Number: 1, RB Position:LOW)**

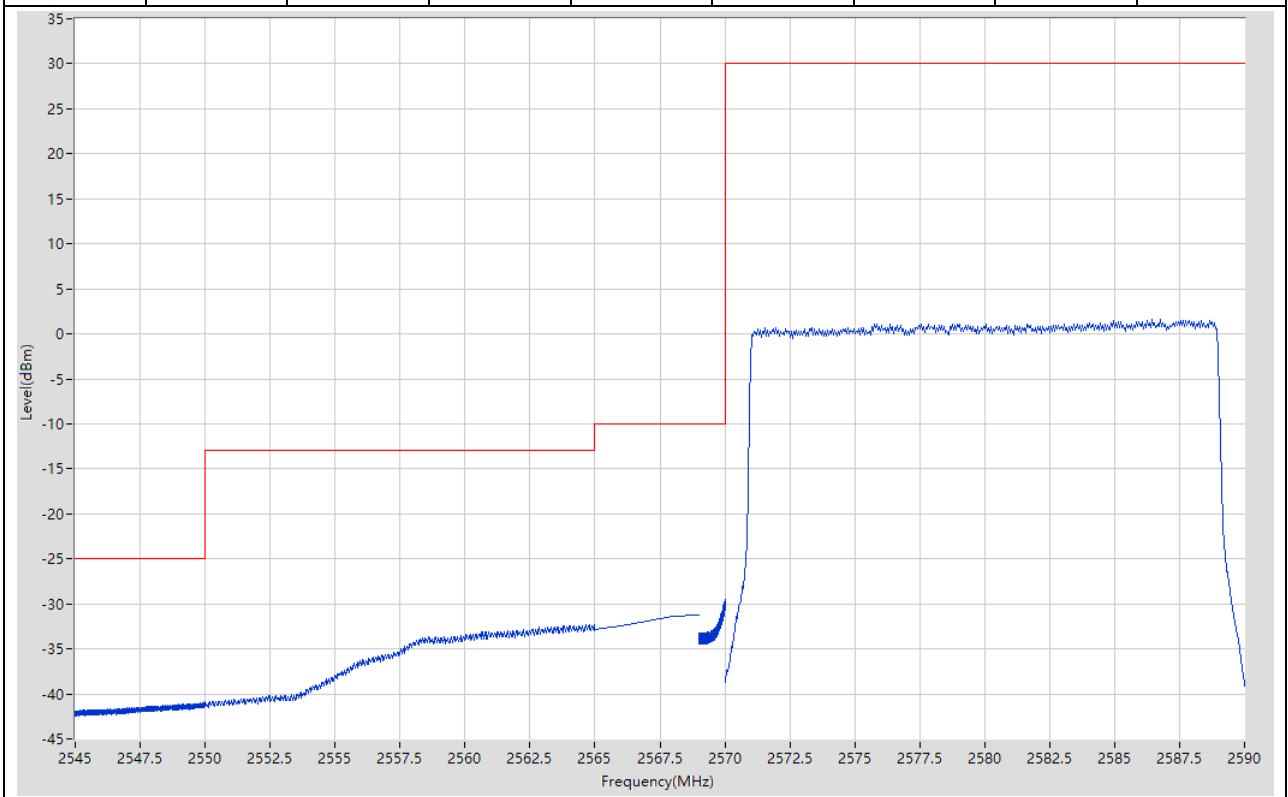
Start Frequency (MHz)	Stop Frequency (MHz)	RBW (MHz)	Detector	Frequency (MHz)	Power (dBm)	Limit (dBm)	Verdict	Sweep Point
2545	2550	1	RMS	2545.013	-43.82	-25	Pass	401
2550	2565	1	RMS	2562.075	-39.01	-13	Pass	401
2565	2569	1	RMS	2567	-28.32	-10	Pass	5
2569	2570	0.51	RMS	2569.995	-17.09	-10	Pass	401
2570	2590	0.1	RMS	2571.1	21.56	30	Pass	401





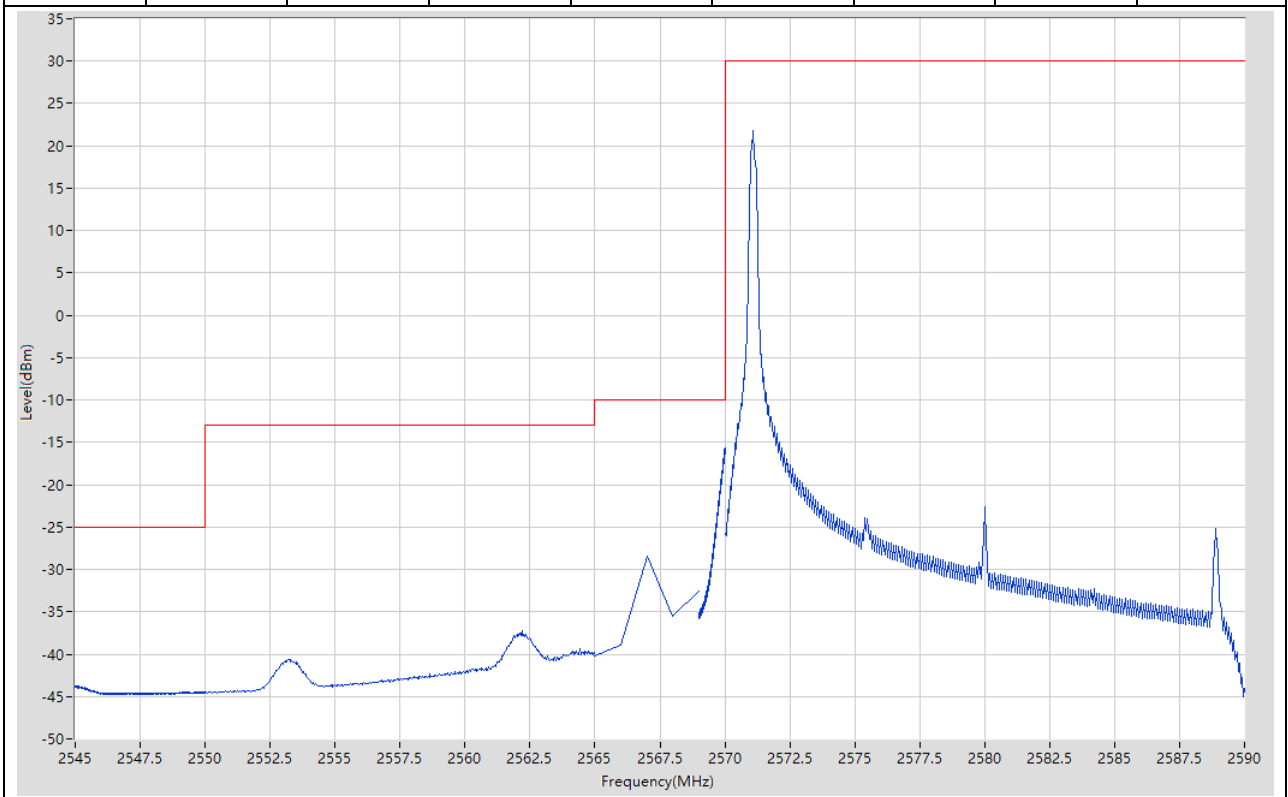
**15.26. LTE Band Edge\_Part22-24-27(NTNV)(Subtest:26, Channel:37850, Bandwidth:20, Modulation:QPSK, RB Number: 100, RB Position:LOW)**

Start Frequency (MHz)	Stop Frequency (MHz)	RBW (MHz)	Detector	Frequency (MHz)	Power (dBm)	Limit (dBm)	Verdict	Sweep Point
2545	2550	1	RMS	2549.988	-40.9	-25	Pass	401
2550	2565	1	RMS	2564.963	-32.26	-13	Pass	401
2565	2569	1	RMS	2569	-31.18	-10	Pass	5
2569	2570	0.51	RMS	2569.998	-29.54	-10	Pass	401
2570	2590	0.1	RMS	2586.75	1.59	30	Pass	401



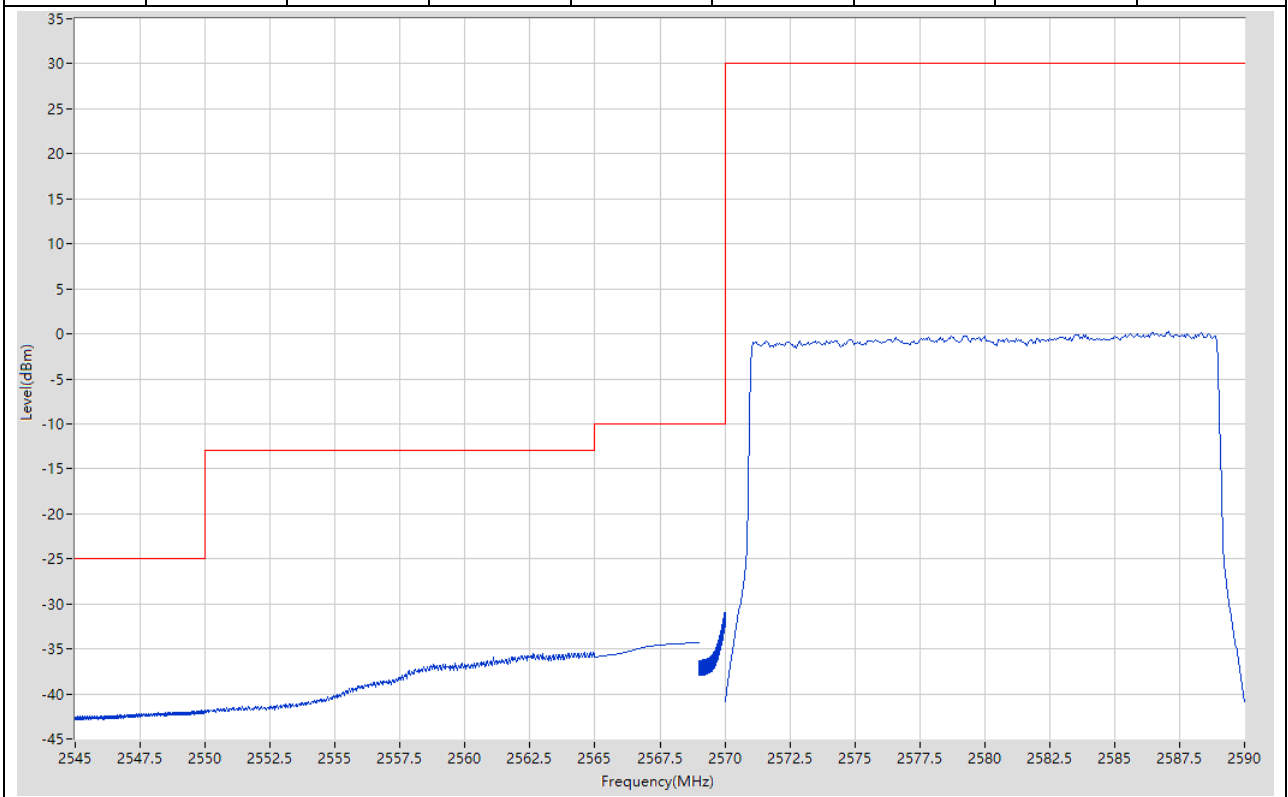
**15.27. LTE Band Edge\_Part22-24-27(NTNV)(Subtest:27, Channel:37850, Bandwidth:20, Modulation:Q16, RB Number: 1, RB Position:LOW)**

Start Frequency (MHz)	Stop Frequency (MHz)	RBW (MHz)	Detector	Frequency (MHz)	Power (dBm)	Limit (dBm)	Verdict	Sweep Point
2545	2550	1	RMS	2545	-43.74	-25	Pass	401
2550	2565	1	RMS	2562.188	-37.28	-13	Pass	401
2565	2569	1	RMS	2567	-28.5	-10	Pass	5
2569	2570	0.51	RMS	2570	-15.69	-10	Pass	401
2570	2590	0.1	RMS	2571.1	21.78	30	Pass	401



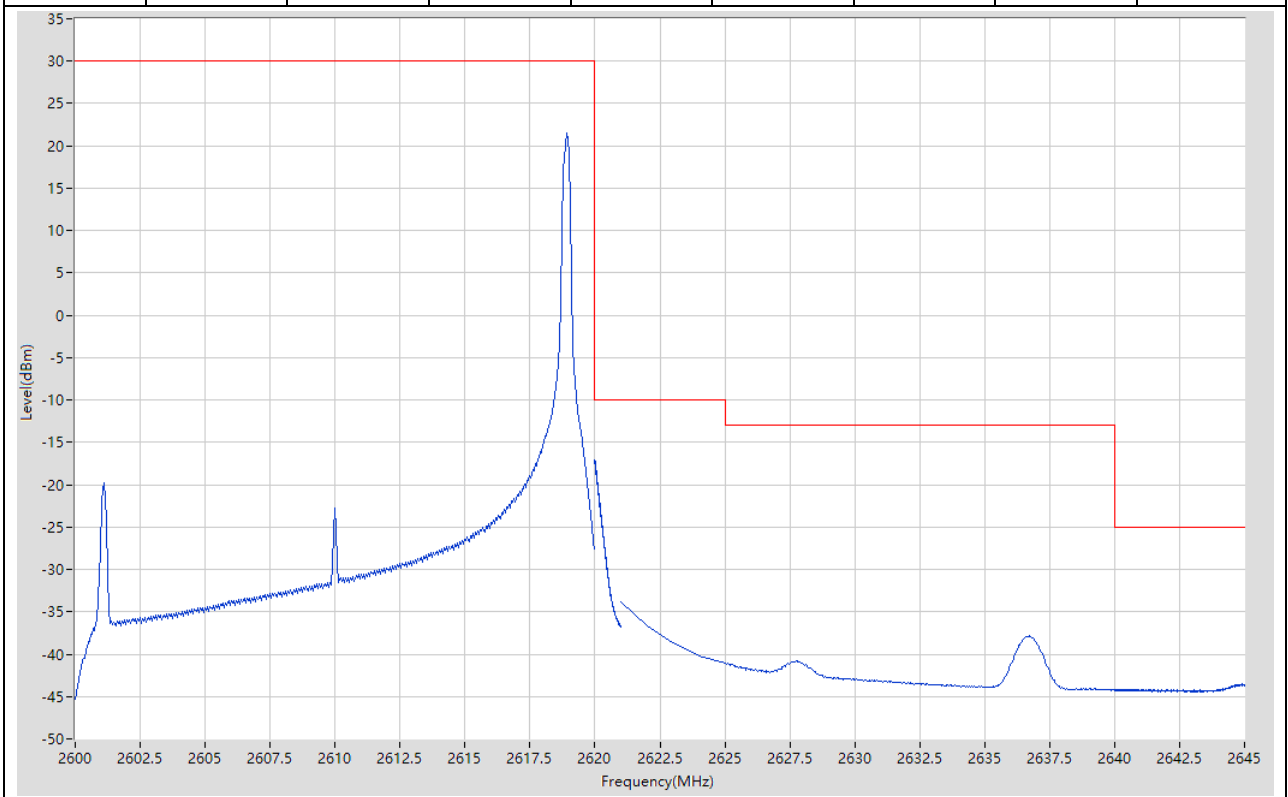
**15.28. LTE Band Edge\_Part22-24-27(NTNV)(Subtest:28, Channel:37850, Bandwidth:20, Modulation:Q16, RB Number: 100, RB Position:LOW)**

Start Frequency (MHz)	Stop Frequency (MHz)	RBW (MHz)	Detector	Frequency (MHz)	Power (dBm)	Limit (dBm)	Verdict	Sweep Point
2545	2550	1	RMS	2550	-41.81	-25	Pass	401
2550	2565	1	RMS	2564.925	-35.33	-13	Pass	401
2565	2569	1	RMS	2569	-34.37	-10	Pass	5
2569	2570	0.51	RMS	2569.998	-30.94	-10	Pass	401
2570	2590	0.1	RMS	2587.1	0.29	30	Pass	401



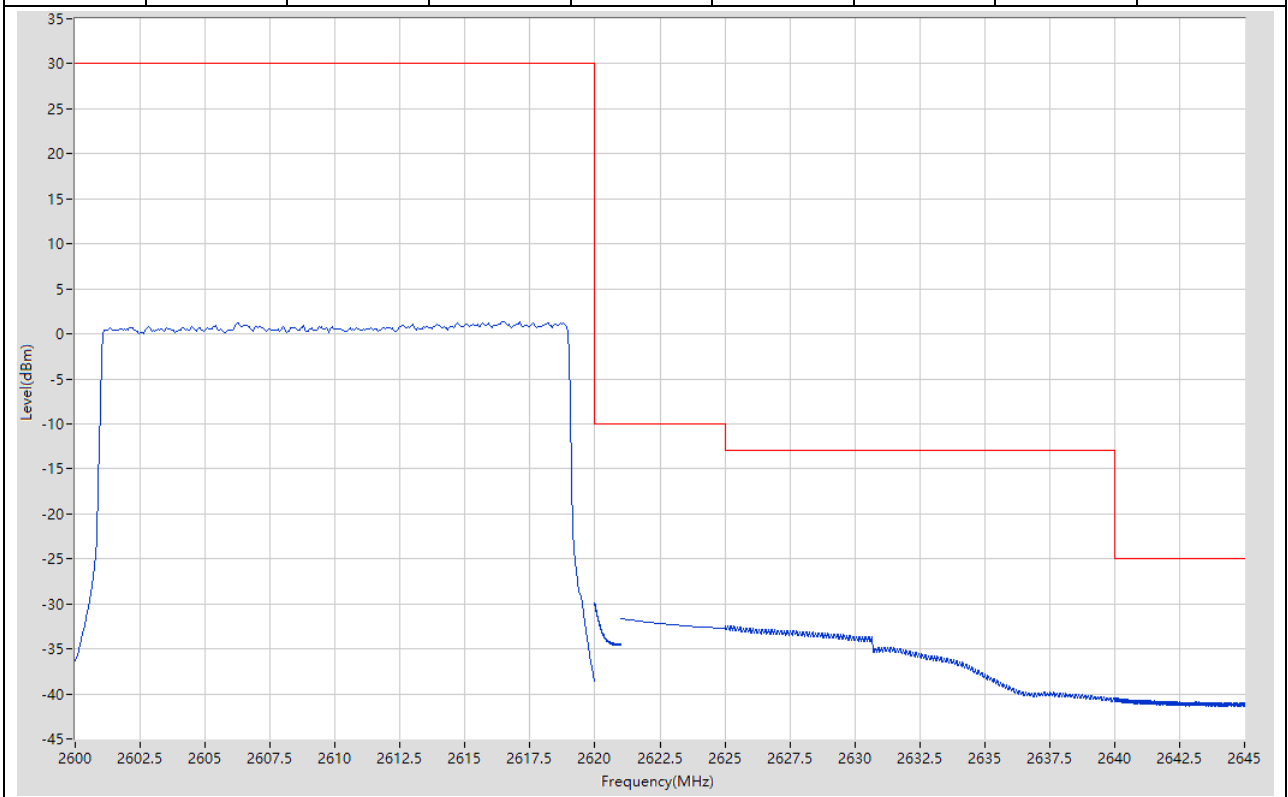
**15.29. LTE Band Edge\_Part22-24-27(NTNV)(Subtest:29, Channel:38150, Bandwidth:20, Modulation:QPSK, RB Number: 1, RB Position:HIGH)**

Start Frequency (MHz)	Stop Frequency (MHz)	RBW (MHz)	Detector	Frequency (MHz)	Power (dBm)	Limit (dBm)	Verdict	Sweep Point
2600	2620	0.1	RMS	2618.9	21.56	30	Pass	401
2620	2621	0.51	RMS	2620	-17.1	-10	Pass	401
2621	2625	1	RMS	2621	-33.82	-10	Pass	5
2625	2640	1	RMS	2636.7	-37.86	-13	Pass	401
2640	2645	1	RMS	2644.888	-43.52	-25	Pass	401



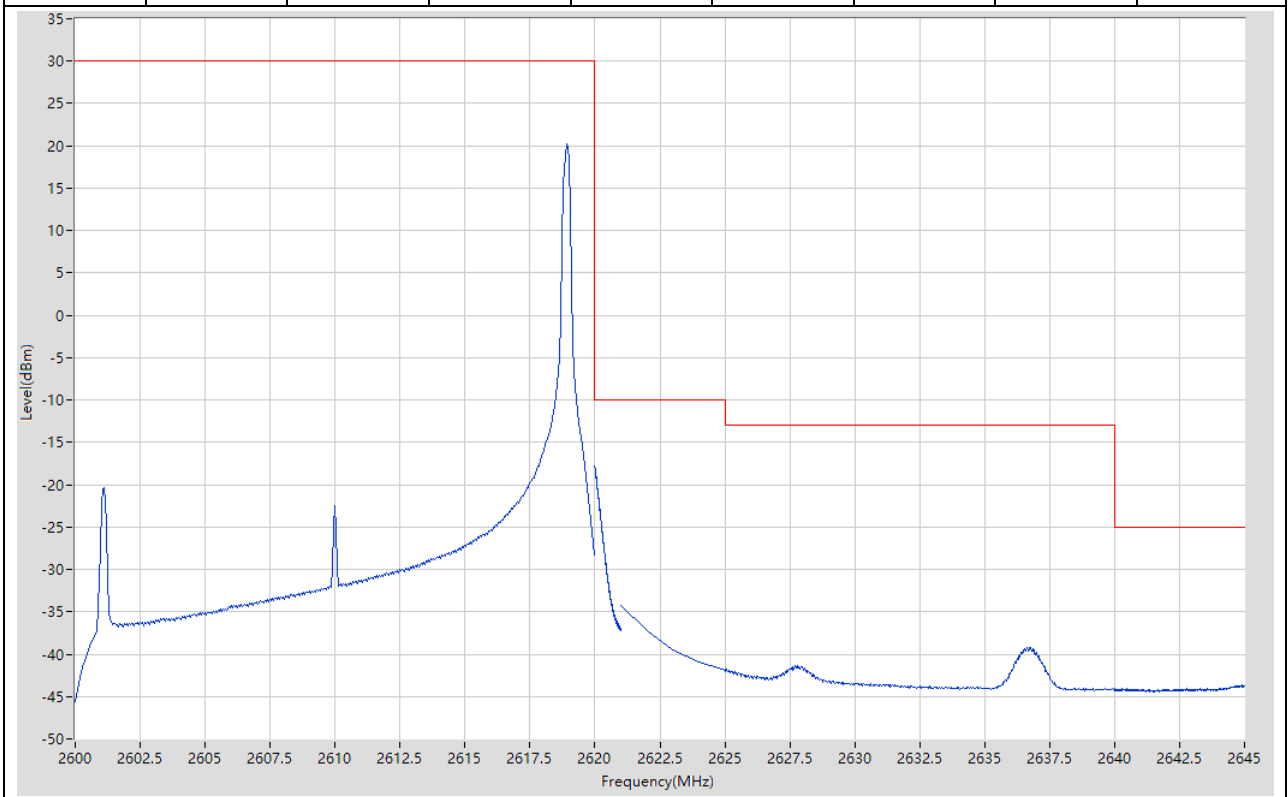
**15.30. LTE Band Edge\_Part22-24-27(NTNV)(Subtest:30, Channel:38150, Bandwidth:20, Modulation:QPSK, RB Number: 100, RB Position:HIGH)**

Start Frequency (MHz)	Stop Frequency (MHz)	RBW (MHz)	Detector	Frequency (MHz)	Power (dBm)	Limit (dBm)	Verdict	Sweep Point
2600	2620	0.1	RMS	2616.4	1.4	30	Pass	401
2620	2621	0.51	RMS	2620	-29.92	-10	Pass	401
2621	2625	1	RMS	2621	-31.7	-10	Pass	5
2625	2640	1	RMS	2625.038	-32.41	-13	Pass	401
2640	2645	1	RMS	2640.013	-40.44	-25	Pass	401



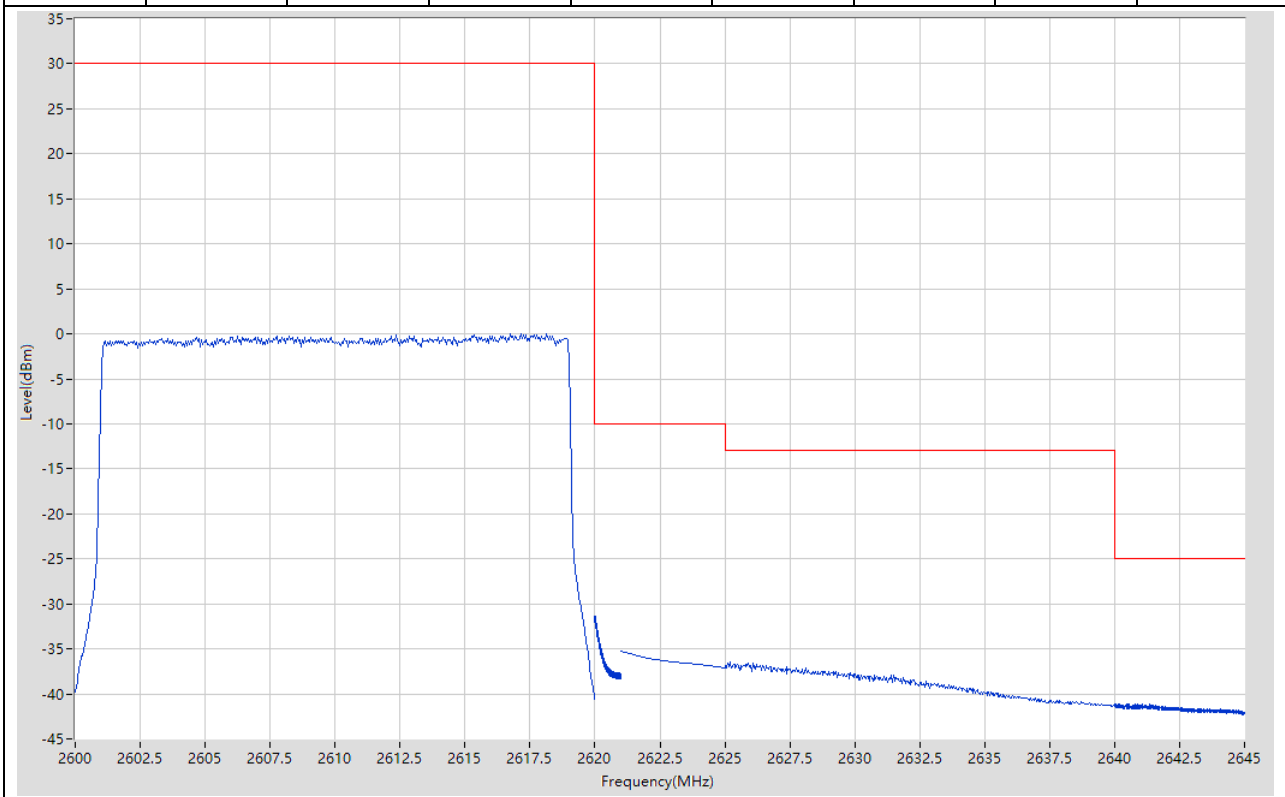
**15.31. LTE Band Edge\_Part22-24-27(NTNV)(Subtest:31, Channel:38150, Bandwidth:20, Modulation:Q16, RB Number: 1, RB Position:HIGH)**

Start Frequency (MHz)	Stop Frequency (MHz)	RBW (MHz)	Detector	Frequency (MHz)	Power (dBm)	Limit (dBm)	Verdict	Sweep Point
2600	2620	0.1	RMS	2618.9	20.28	30	Pass	401
2620	2621	0.51	RMS	2620	-17.78	-10	Pass	401
2621	2625	1	RMS	2621	-34.23	-10	Pass	5
2625	2640	1	RMS	2636.625	-39.17	-13	Pass	401
2640	2645	1	RMS	2644.925	-43.67	-25	Pass	401



**15.32. LTE Band Edge\_Part22-24-27(NTNV)(Subtest:32, Channel:38150, Bandwidth:20, Modulation:Q16, RB Number: 100, RB Position:HIGH)**

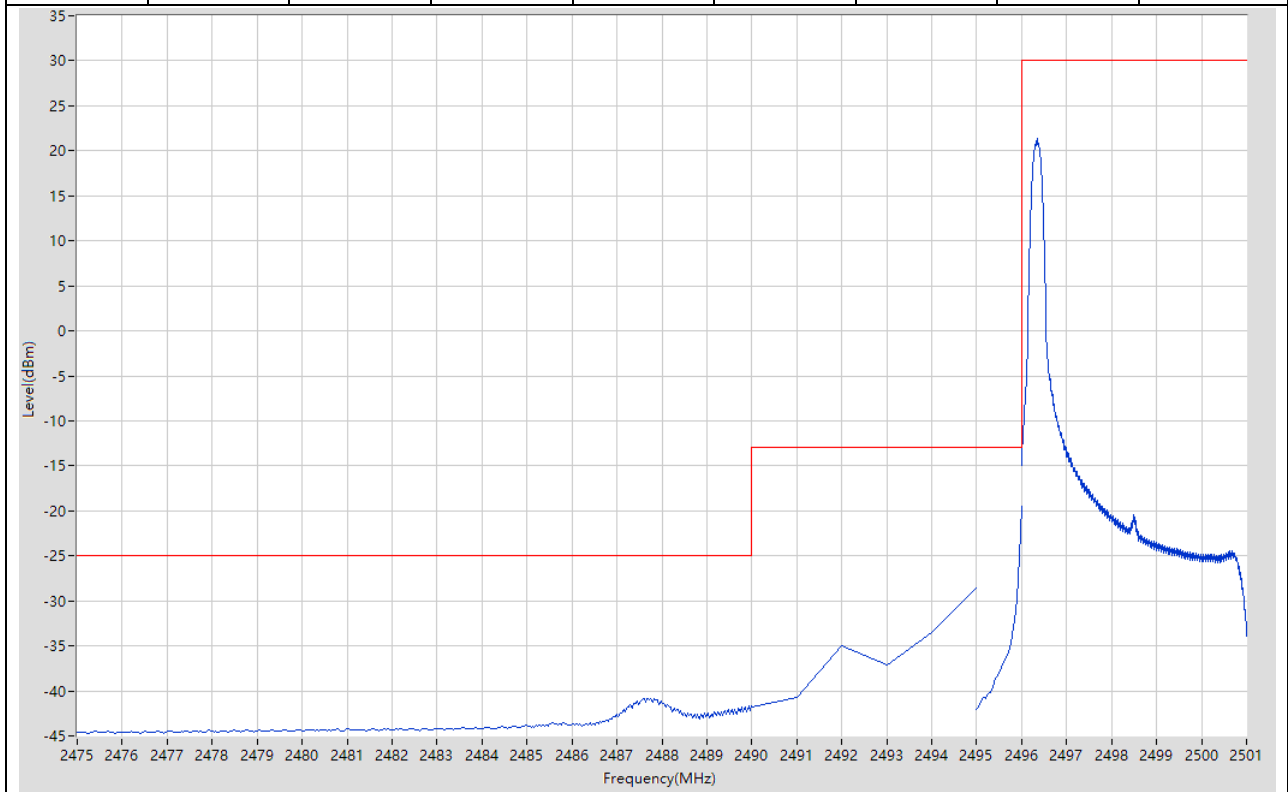
Start Frequency (MHz)	Stop Frequency (MHz)	RBW (MHz)	Detector	Frequency (MHz)	Power (dBm)	Limit (dBm)	Verdict	Sweep Point
2600	2620	0.1	RMS	2618.15	0.04	30	Pass	401
2620	2621	0.51	RMS	2620	-31.33	-10	Pass	401
2621	2625	1	RMS	2621	-35.24	-10	Pass	5
2625	2640	1	RMS	2625.188	-36.4	-13	Pass	401
2640	2645	1	RMS	2640.8	-41.14	-25	Pass	401



## 16. LTE\_Band41 full

### 16.1. LTE Band Edge\_Part22-24-27(NTNV)(Subtest:1, Channel:39675, Bandwidth:5, Modulation:QPSK, RB Number: 1, RB Position:LOW)

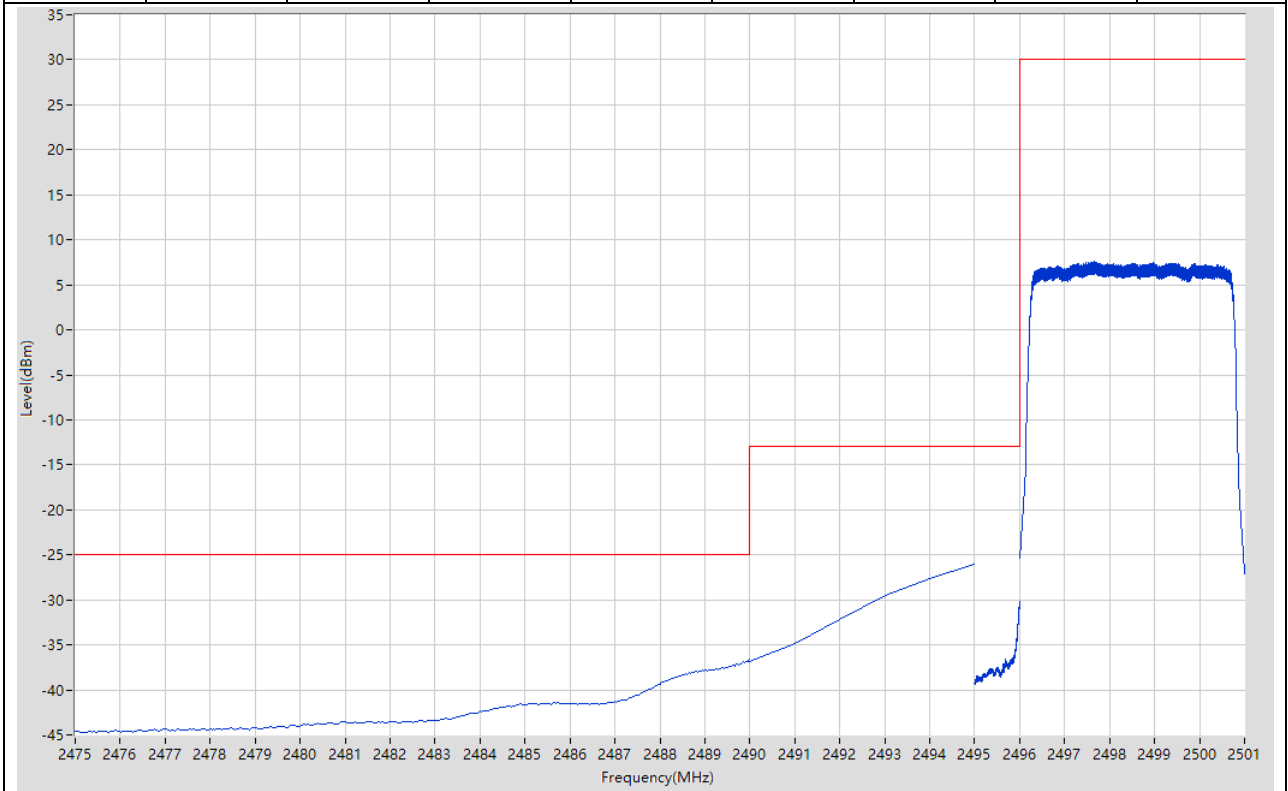
Start Frequency (MHz)	Stop Frequency (MHz)	RBW (MHz)	Detector	Frequency (MHz)	Power (dBm)	Limit (dBm)	Verdict	Sweep Point
2475	2490	1	RMS	2487.825	-40.88	-25	Pass	401
2490	2495	1	RMS	2495	-28.57	-13	Pass	6
2495	2496	0.05	RMS	2496	-19.46	-13	Pass	21
2496	2501	0.1	RMS	2496.338	21.35	30	Pass	401





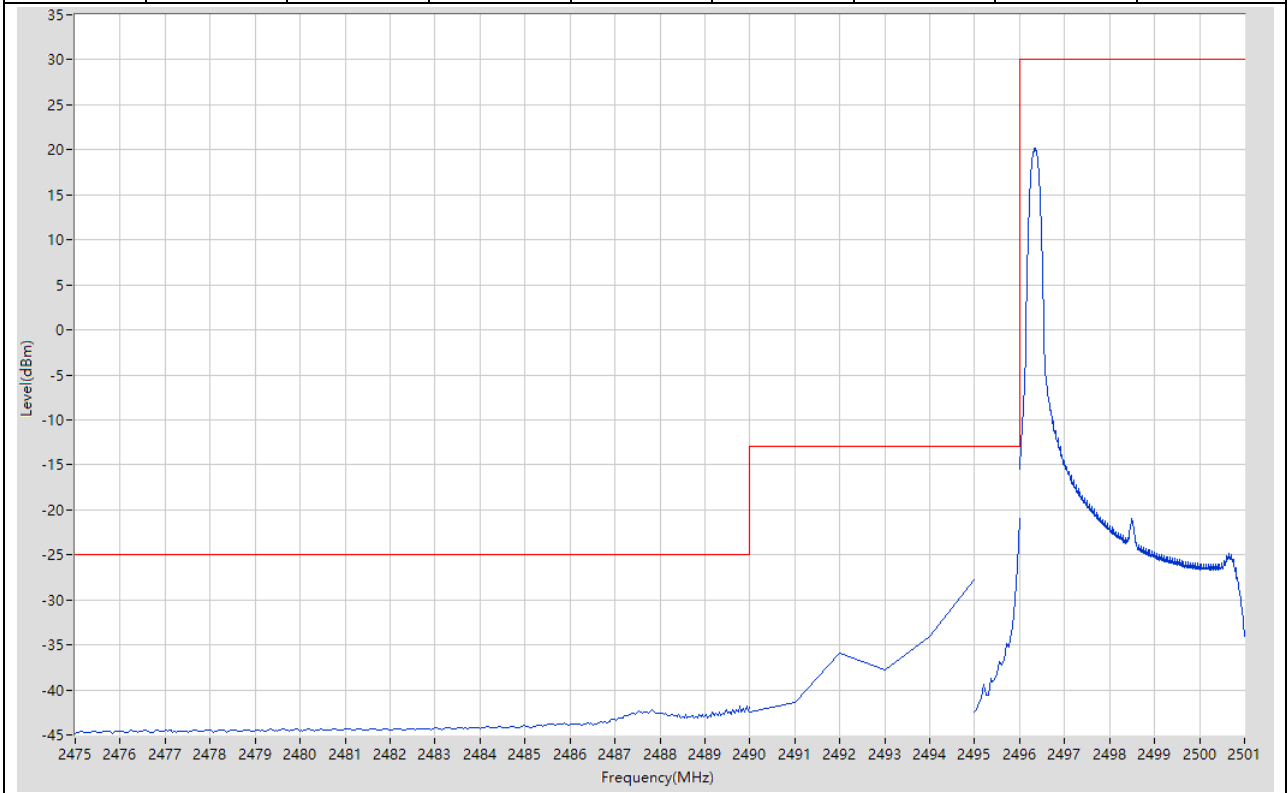
**16.2. LTE Band Edge\_Part22-24-27(NTNV)(Subtest:2, Channel:39675, Bandwidth:5, Modulation:QPSK, RB Number: 25, RB Position:LOW)**

Start Frequency (MHz)	Stop Frequency (MHz)	RBW (MHz)	Detector	Frequency (MHz)	Power (dBm)	Limit (dBm)	Verdict	Sweep Point
2475	2490	1	RMS	2490	-36.54	-25	Pass	401
2490	2495	1	RMS	2495	-26.02	-13	Pass	6
2495	2496	0.051	RMS	2495.995	-30.14	-13	Pass	401
2496	2501	0.1	RMS	2497.65	7.56	30	Pass	401



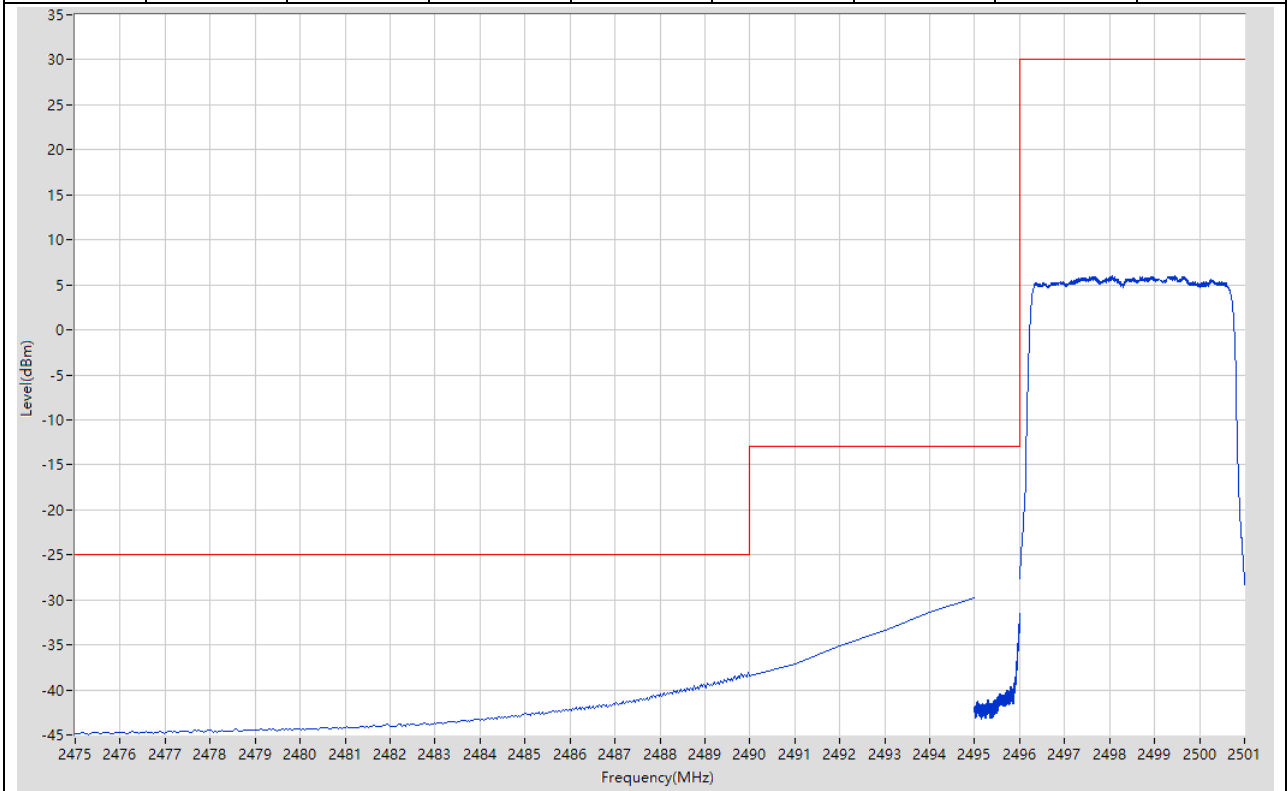
**16.3. LTE Band Edge\_Part22-24-27(NTNV)(Subtest:3, Channel:39675, Bandwidth:5, Modulation:Q16, RB Number: 1, RB Position:LOW)**

Start Frequency (MHz)	Stop Frequency (MHz)	RBW (MHz)	Detector	Frequency (MHz)	Power (dBm)	Limit (dBm)	Verdict	Sweep Point
2475	2490	1	RMS	2489.925	-41.8	-25	Pass	401
2490	2495	1	RMS	2495	-27.81	-13	Pass	6
2495	2496	0.05	RMS	2496	-20.9	-13	Pass	21
2496	2501	0.1	RMS	2496.35	20.24	30	Pass	401



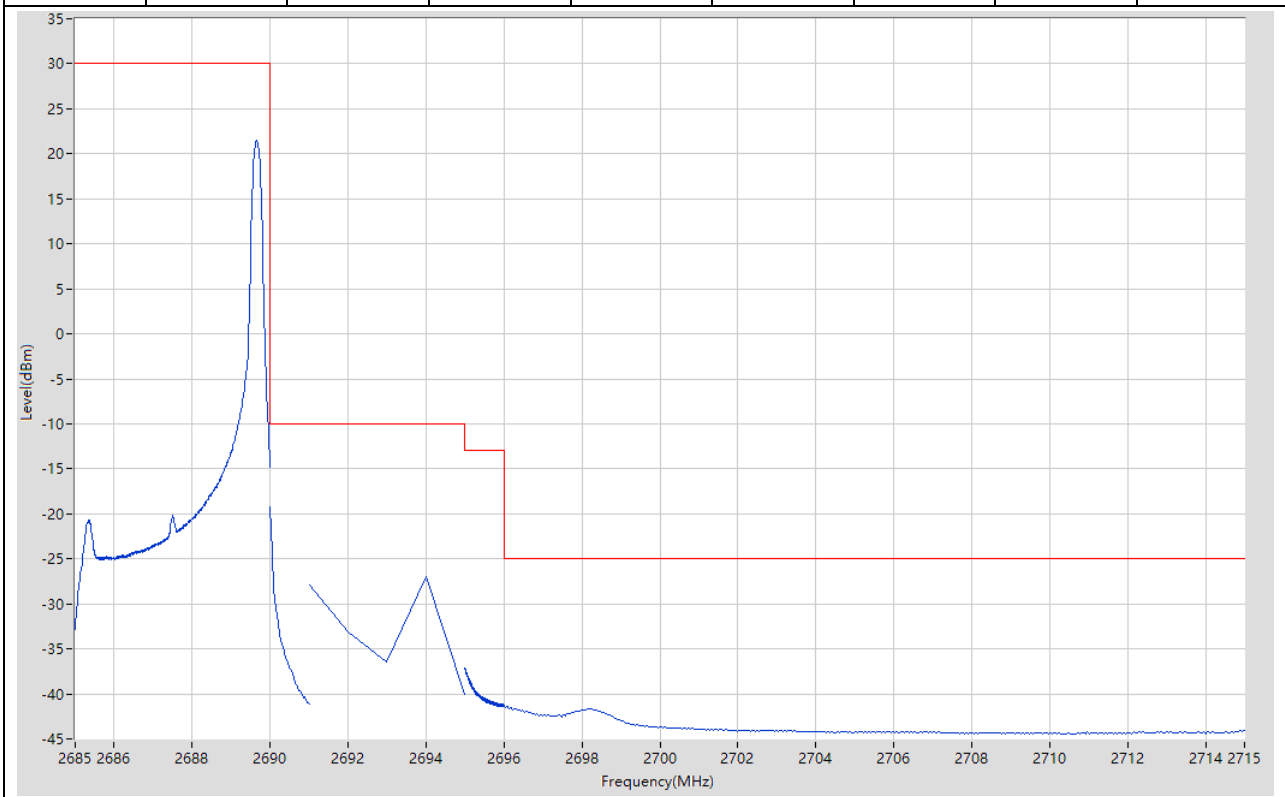
**16.4. LTE Band Edge\_Part22-24-27(NTNV)(Subtest:4, Channel:39675, Bandwidth:5, Modulation:Q16, RB Number: 25, RB Position:LOW)**

Start Frequency (MHz)	Stop Frequency (MHz)	RBW (MHz)	Detector	Frequency (MHz)	Power (dBm)	Limit (dBm)	Verdict	Sweep Point
2475	2490	1	RMS	2489.963	-38.08	-25	Pass	401
2490	2495	1	RMS	2495	-29.71	-13	Pass	6
2495	2496	0.051	RMS	2496	-31.49	-13	Pass	401
2496	2501	0.1	RMS	2499.438	6.02	30	Pass	401



**16.5. LTE Band Edge\_Part22-24-27(NTNV)(Subtest:5, Channel:41565, Bandwidth:5, Modulation:QPSK, RB Number: 1, RB Position:HIGH)**

Start Frequency (MHz)	Stop Frequency (MHz)	RBW (MHz)	Detector	Frequency (MHz)	Power (dBm)	Limit (dBm)	Verdict	Sweep Point
2685	2690	0.1	RMS	2689.663	21.49	30	Pass	401
2690	2691	0.05	RMS	2690	-19.25	-10	Pass	21
2691	2695	1	RMS	2694	-26.94	-10	Pass	5
2695	2696	1	RMS	2695	-37.16	-13	Pass	401
2696	2715	1	RMS	2696	-41.36	-25	Pass	401



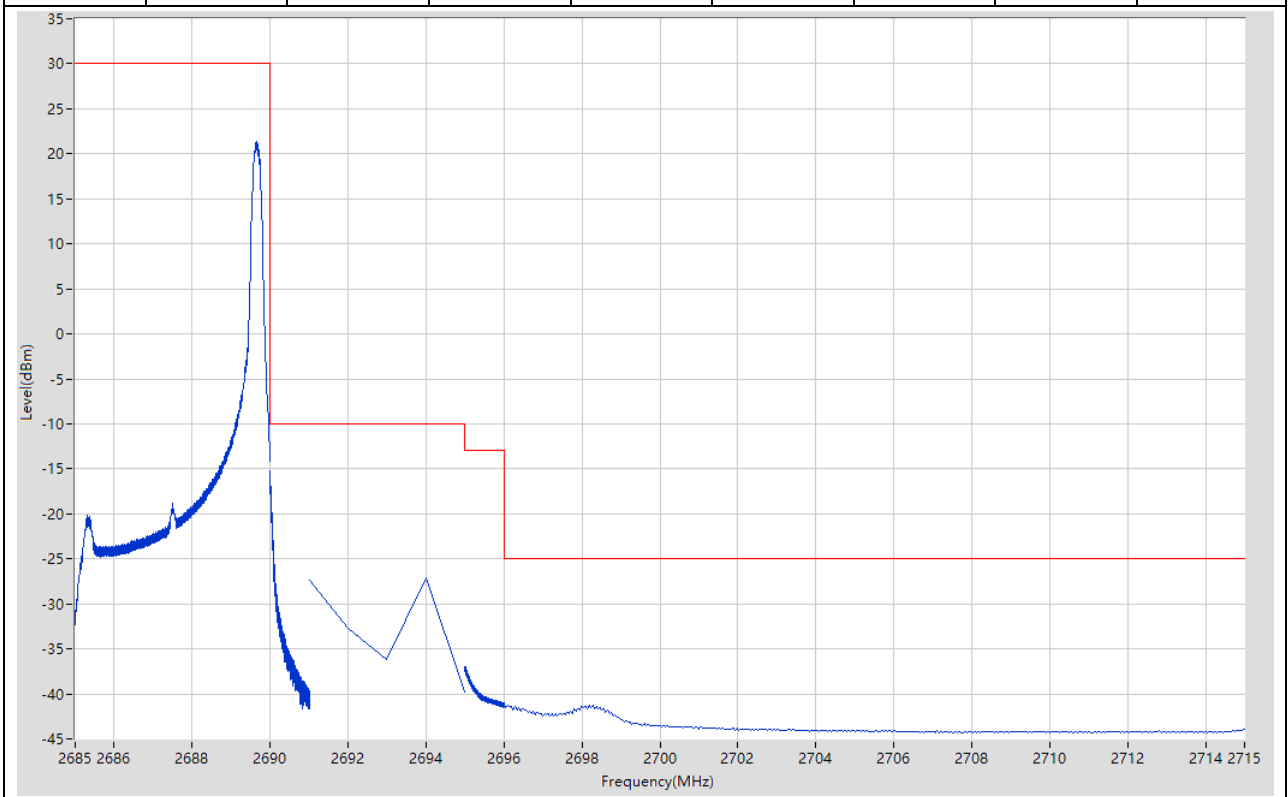
**16.6. LTE Band Edge\_Part22-24-27(NTNV)(Subtest:6, Channel:41565, Bandwidth:5, Modulation:QPSK, RB Number: 25, RB Position:HIGH)**

Start Frequency (MHz)	Stop Frequency (MHz)	RBW (MHz)	Detector	Frequency (MHz)	Power (dBm)	Limit (dBm)	Verdict	Sweep Point
2685	2690	0.1	RMS	2687.525	7.79	30	Pass	401
2690	2691	0.1	RMS	2690	-24.52	-10	Pass	401
2691	2695	1	RMS	2691	-24.44	-10	Pass	5
2695	2696	1	RMS	2695.013	-33.63	-13	Pass	401
2696	2715	1	RMS	2696.95	-34.2	-25	Pass	401



**16.7. LTE Band Edge\_Part22-24-27(NTNV)(Subtest:7, Channel:41565, Bandwidth:5, Modulation:Q16, RB Number: 1, RB Position:HIGH)**

Start Frequency (MHz)	Stop Frequency (MHz)	RBW (MHz)	Detector	Frequency (MHz)	Power (dBm)	Limit (dBm)	Verdict	Sweep Point
2685	2690	0.1	RMS	2689.663	21.41	30	Pass	401
2690	2691	0.051	RMS	2690	-15.26	-10	Pass	401
2691	2695	1	RMS	2694	-27.12	-10	Pass	5
2695	2696	1	RMS	2695.003	-36.94	-13	Pass	401
2696	2715	1	RMS	2696	-41.13	-25	Pass	401



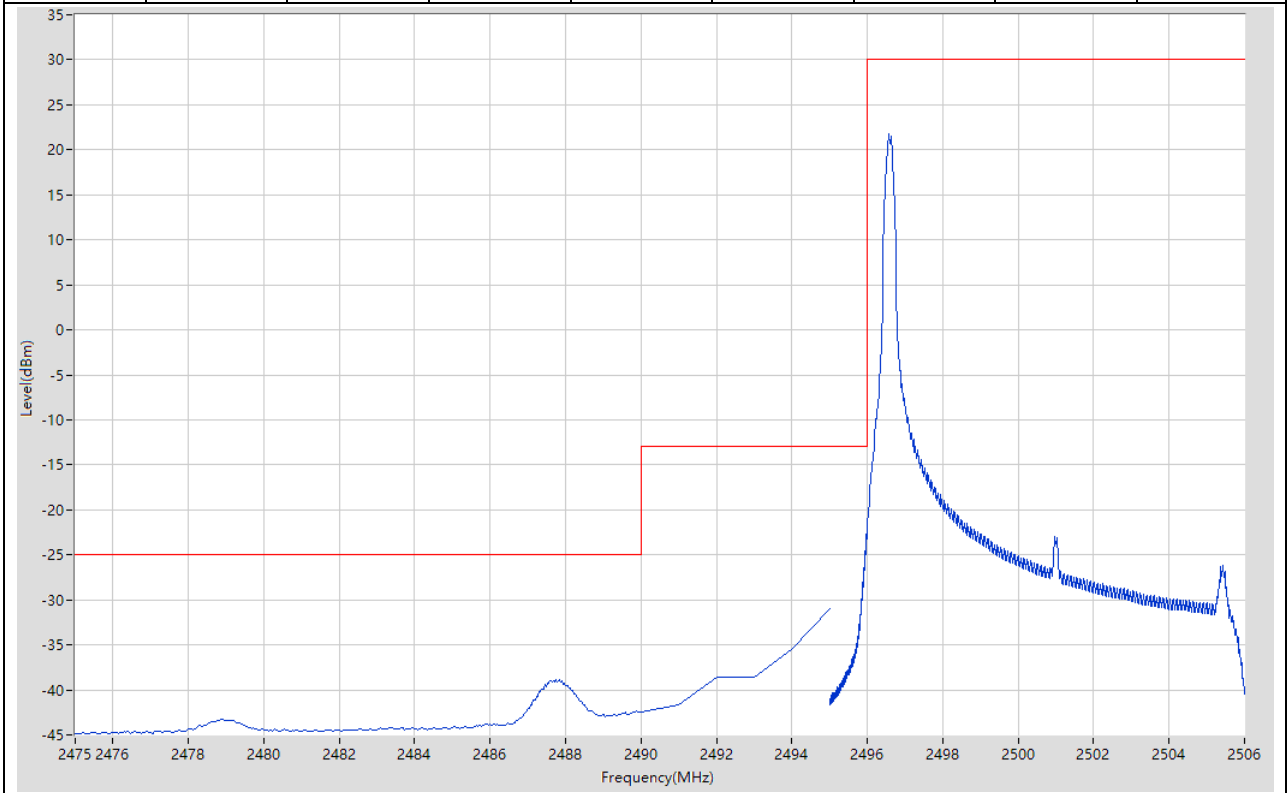
**16.8. LTE Band Edge\_Part22-24-27(NTNV)(Subtest:8, Channel:41565, Bandwidth:5, Modulation:Q16, RB Number: 25, RB Position:HIGH)**

Start Frequency (MHz)	Stop Frequency (MHz)	RBW (MHz)	Detector	Frequency (MHz)	Power (dBm)	Limit (dBm)	Verdict	Sweep Point
2685	2690	0.1	RMS	2687.5	6.15	30	Pass	401
2690	2691	0.1	RMS	2690	-26.32	-10	Pass	401
2691	2695	1	RMS	2691	-27.34	-10	Pass	5
2695	2696	1	RMS	2695	-34.28	-13	Pass	401
2696	2715	1	RMS	2696	-35.24	-25	Pass	401



**16.9. LTE Band Edge\_Part22-24-27(NTNV)(Subtest:9, Channel:39700, Bandwidth:10, Modulation:QPSK, RB Number: 1, RB Position:LOW)**

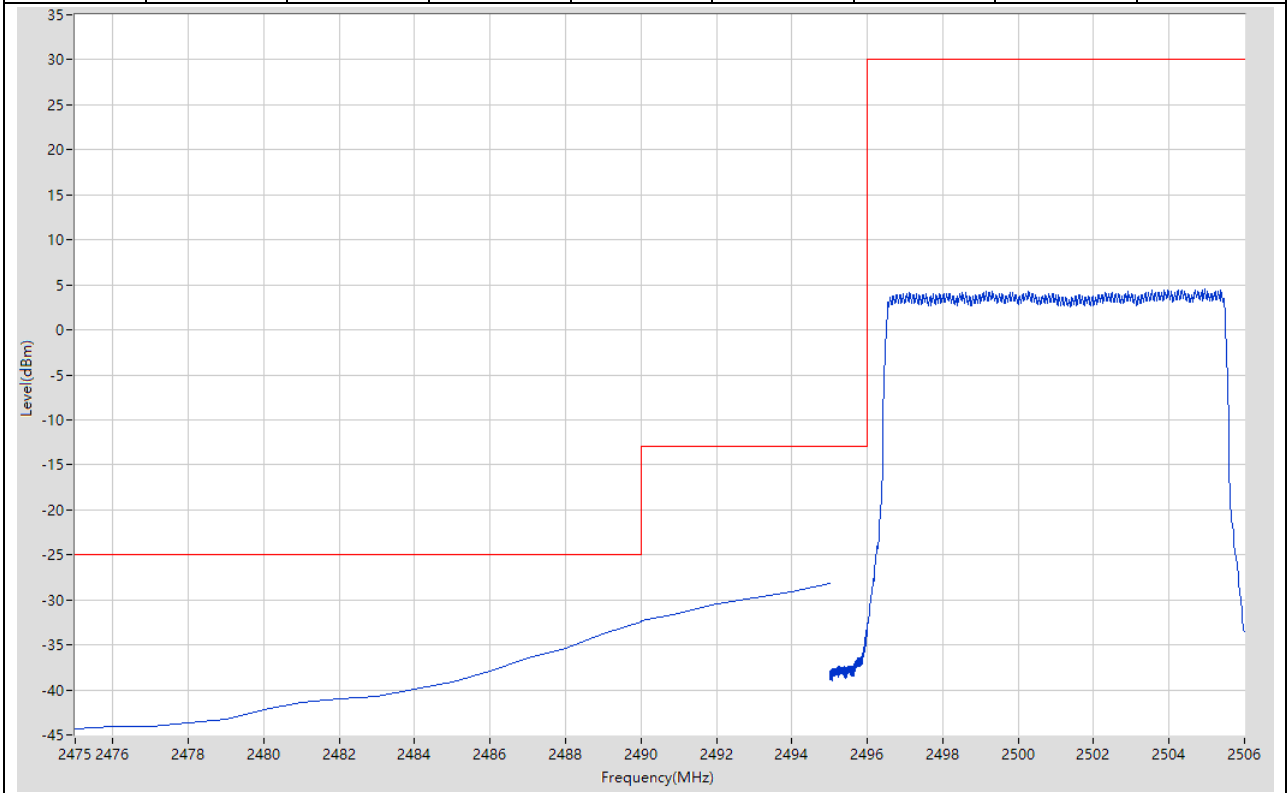
Start Frequency (MHz)	Stop Frequency (MHz)	RBW (MHz)	Detector	Frequency (MHz)	Power (dBm)	Limit (dBm)	Verdict	Sweep Point
2475	2490	1	RMS	2487.75	-38.85	-25	Pass	401
2490	2495	1	RMS	2495	-31.03	-13	Pass	6
2495	2496	0.1	RMS	2495.998	-21.66	-13	Pass	401
2496	2506	0.1	RMS	2496.575	21.79	30	Pass	401





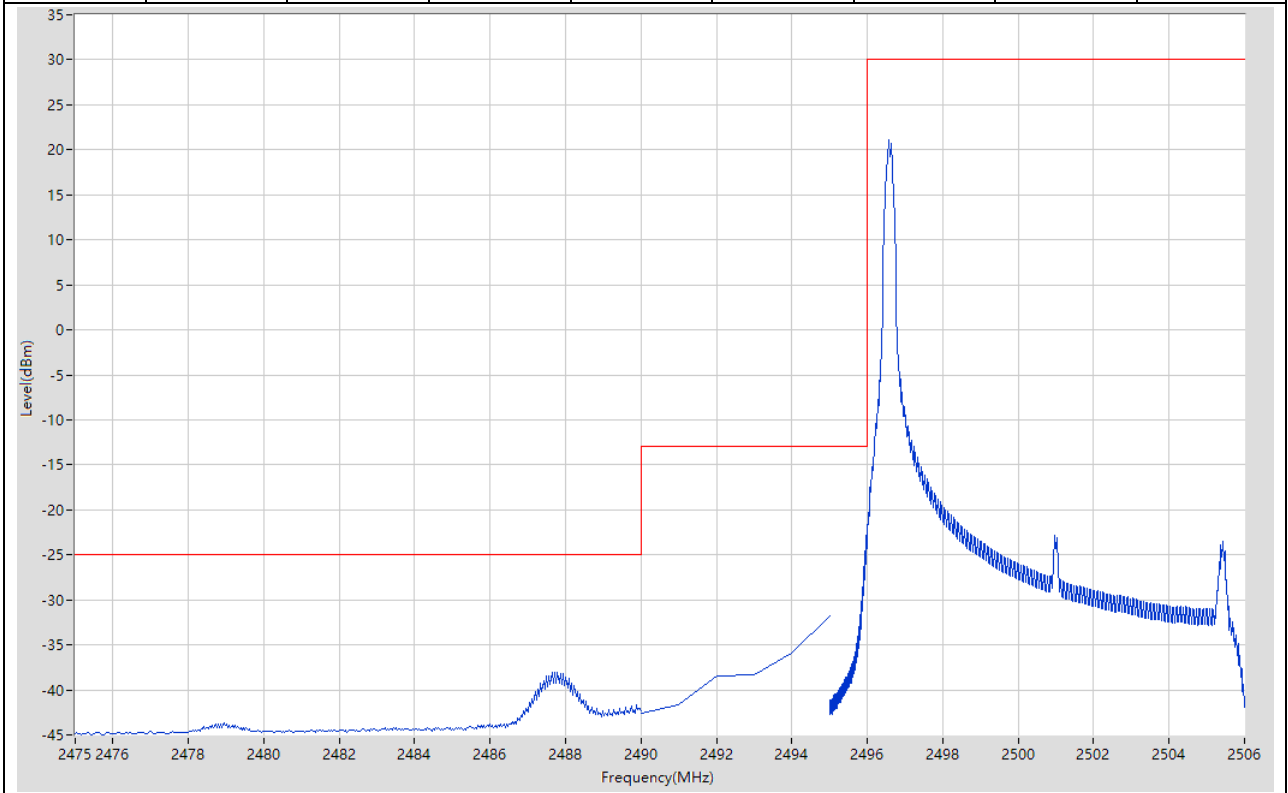
**16.10. LTE Band Edge\_Part22-24-27(NTNV)(Subtest:10, Channel:39700, Bandwidth:10, Modulation:QPSK, RB Number: 50, RB Position:LOW)**

Start Frequency (MHz)	Stop Frequency (MHz)	RBW (MHz)	Detector	Frequency (MHz)	Power (dBm)	Limit (dBm)	Verdict	Sweep Point
2475	2490	1	RMS	2490	-32.46	-25	Pass	16
2490	2495	1	RMS	2495	-28.21	-13	Pass	6
2495	2496	0.1	RMS	2495.998	-32.63	-13	Pass	401
2496	2506	0.1	RMS	2504.95	4.5	30	Pass	401



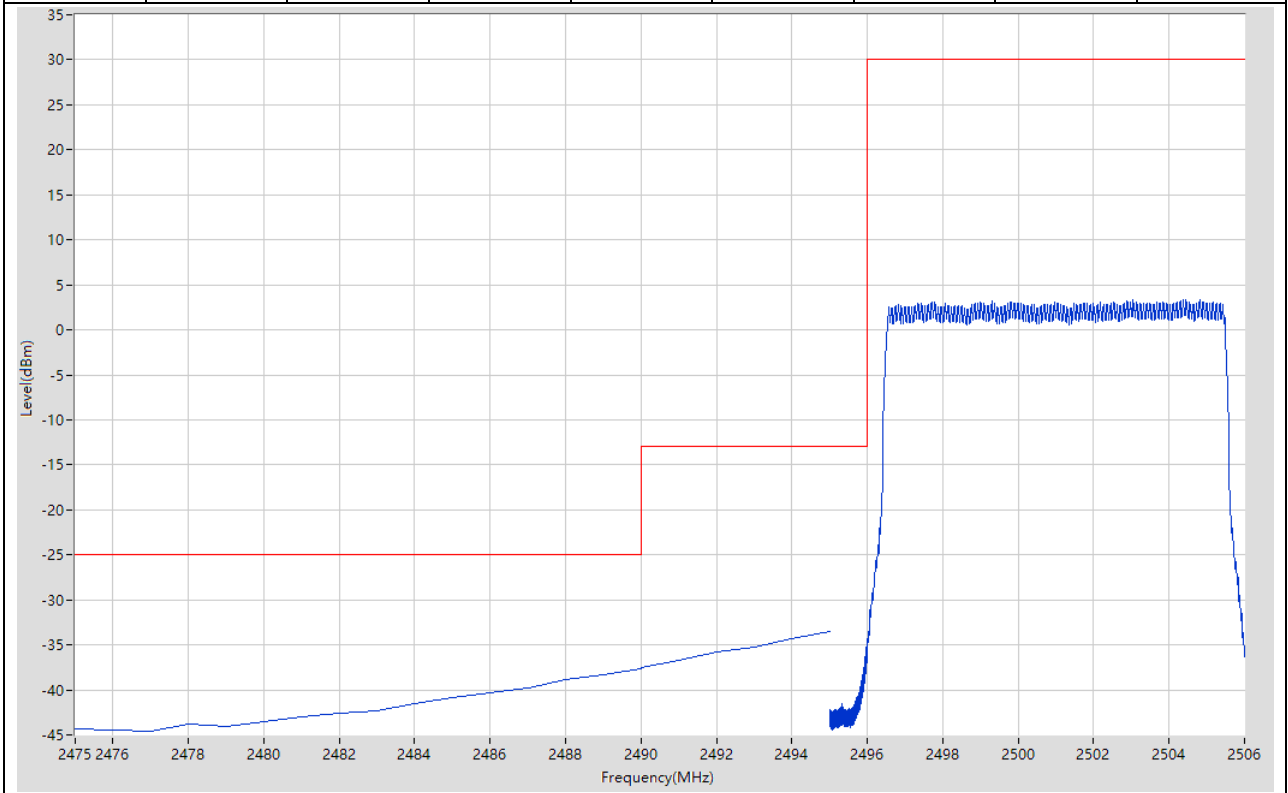
**16.11. LTE Band Edge\_Part22-24-27(NTNV)(Subtest:11, Channel:39700, Bandwidth:10, Modulation:Q16, RB Number: 1, RB Position:LOW)**

Start Frequency (MHz)	Stop Frequency (MHz)	RBW (MHz)	Detector	Frequency (MHz)	Power (dBm)	Limit (dBm)	Verdict	Sweep Point
2475	2490	1	RMS	2487.638	-38.06	-25	Pass	401
2490	2495	1	RMS	2495	-31.83	-13	Pass	6
2495	2496	0.1	RMS	2495.995	-21.66	-13	Pass	401
2496	2506	0.1	RMS	2496.575	21.13	30	Pass	401



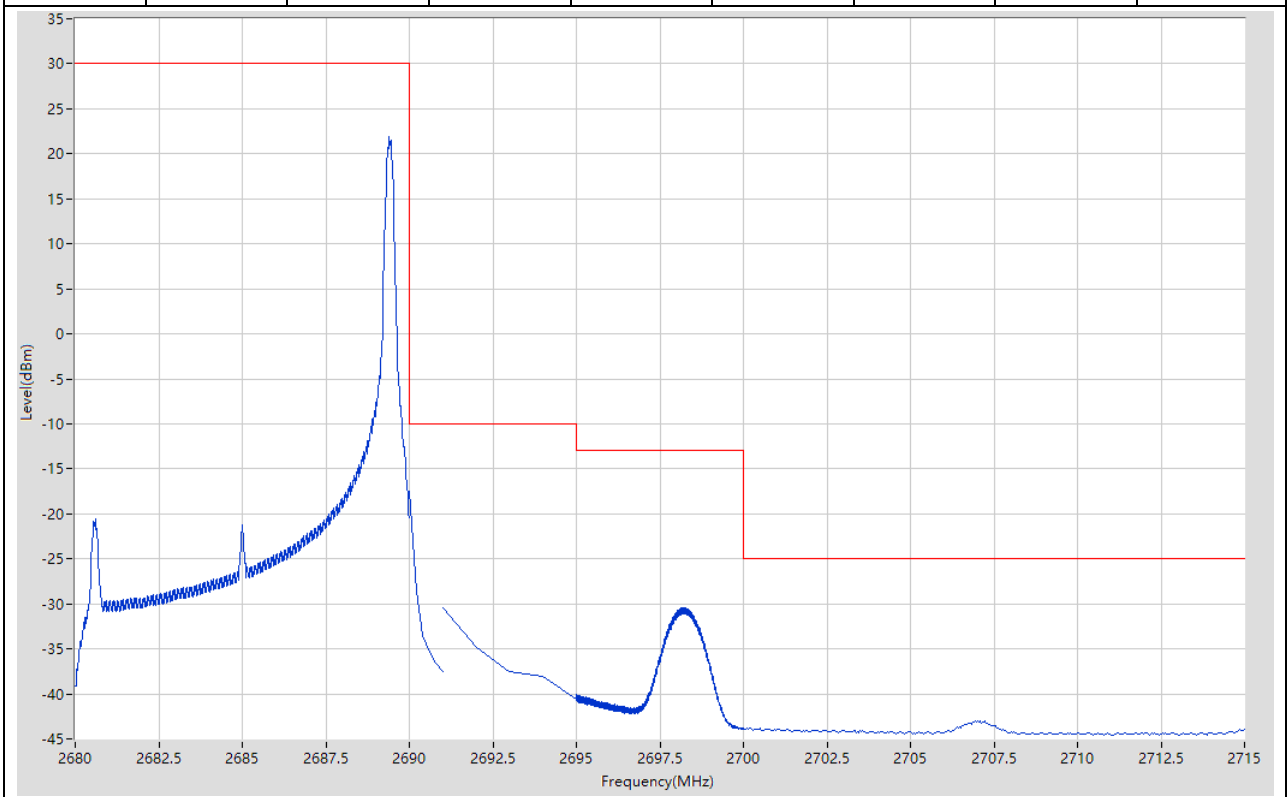
**16.12. LTE Band Edge\_Part22-24-27(NTNV)(Subtest:12, Channel:39700, Bandwidth:10, Modulation:Q16, RB Number: 50, RB Position:LOW)**

Start Frequency (MHz)	Stop Frequency (MHz)	RBW (MHz)	Detector	Frequency (MHz)	Power (dBm)	Limit (dBm)	Verdict	Sweep Point
2475	2490	1	RMS	2490	-37.62	-25	Pass	16
2490	2495	1	RMS	2495	-33.47	-13	Pass	6
2495	2496	0.1	RMS	2495.998	-34.38	-13	Pass	401
2496	2506	0.1	RMS	2504.425	3.41	30	Pass	401



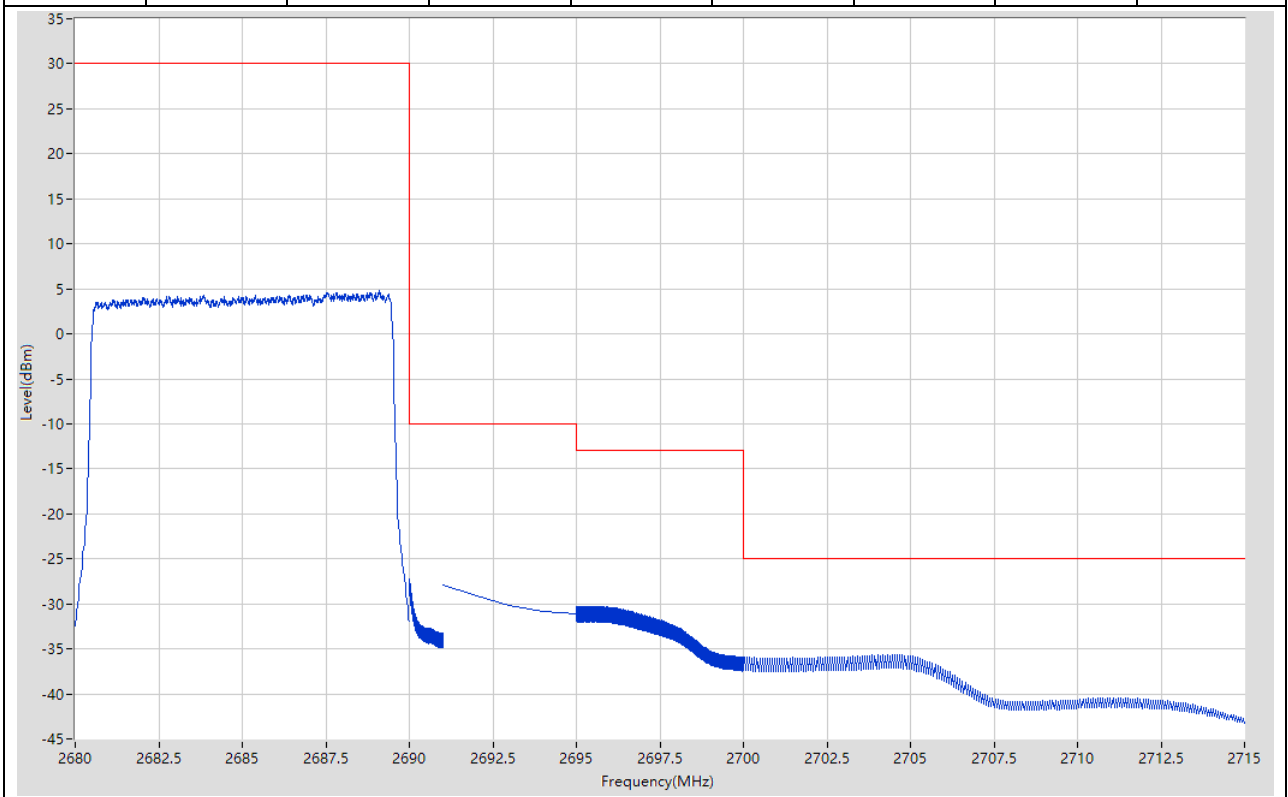
**16.13. LTE Band Edge\_Part22-24-27(NTNV)(Subtest:13, Channel:41540, Bandwidth:10, Modulation:QPSK, RB Number: 1, RB Position:HIGH)**

Start Frequency (MHz)	Stop Frequency (MHz)	RBW (MHz)	Detector	Frequency (MHz)	Power (dBm)	Limit (dBm)	Verdict	Sweep Point
2680	2690	0.1	RMS	2689.4	21.86	30	Pass	401
2690	2691	0.2	RMS	2690	-17.5	-10	Pass	6
2691	2695	1	RMS	2691	-30.47	-10	Pass	5
2695	2700	1	RMS	2698.238	-30.41	-13	Pass	401
2700	2715	1	RMS	2706.938	-42.97	-25	Pass	401



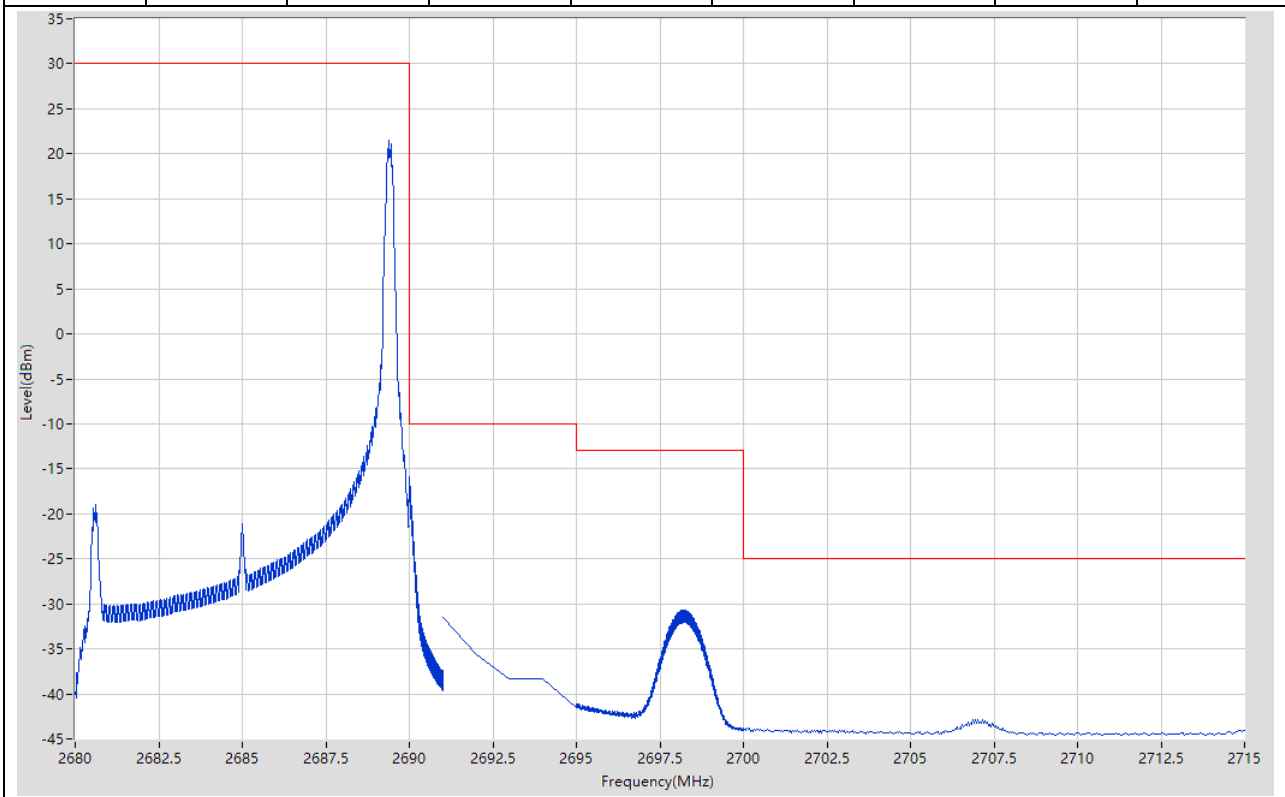
**16.14. LTE Band Edge\_Part22-24-27(NTNV)(Subtest:14, Channel:41540, Bandwidth:10, Modulation:QPSK, RB Number: 50, RB Position:HIGH)**

Start Frequency (MHz)	Stop Frequency (MHz)	RBW (MHz)	Detector	Frequency (MHz)	Power (dBm)	Limit (dBm)	Verdict	Sweep Point
2680	2690	0.1	RMS	2689.1	4.78	30	Pass	401
2690	2691	0.2	RMS	2690	-27.19	-10	Pass	401
2691	2695	1	RMS	2691	-27.91	-10	Pass	5
2695	2700	1	RMS	2695.213	-30.28	-13	Pass	401
2700	2715	1	RMS	2704.463	-35.6	-25	Pass	401



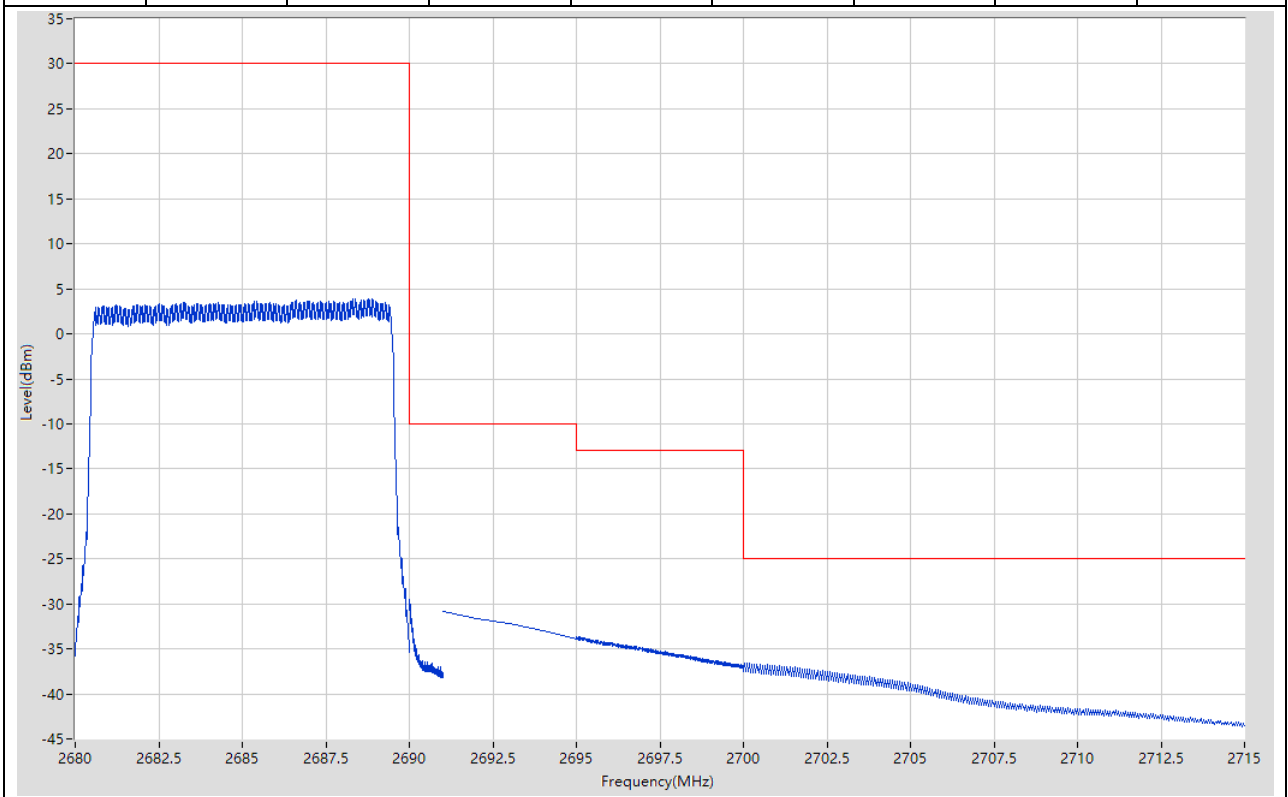
**16.15. LTE Band Edge\_Part22-24-27(NTNV)(Subtest:15, Channel:41540, Bandwidth:10, Modulation:Q16, RB Number: 1, RB Position:HIGH)**

Start Frequency (MHz)	Stop Frequency (MHz)	RBW (MHz)	Detector	Frequency (MHz)	Power (dBm)	Limit (dBm)	Verdict	Sweep Point
2680	2690	0.1	RMS	2689.4	21.54	30	Pass	401
2690	2691	0.2	RMS	2690	-15.91	-10	Pass	401
2691	2695	1	RMS	2691	-31.47	-10	Pass	5
2695	2700	1	RMS	2698.238	-30.65	-13	Pass	401
2700	2715	1	RMS	2707.013	-42.85	-25	Pass	401



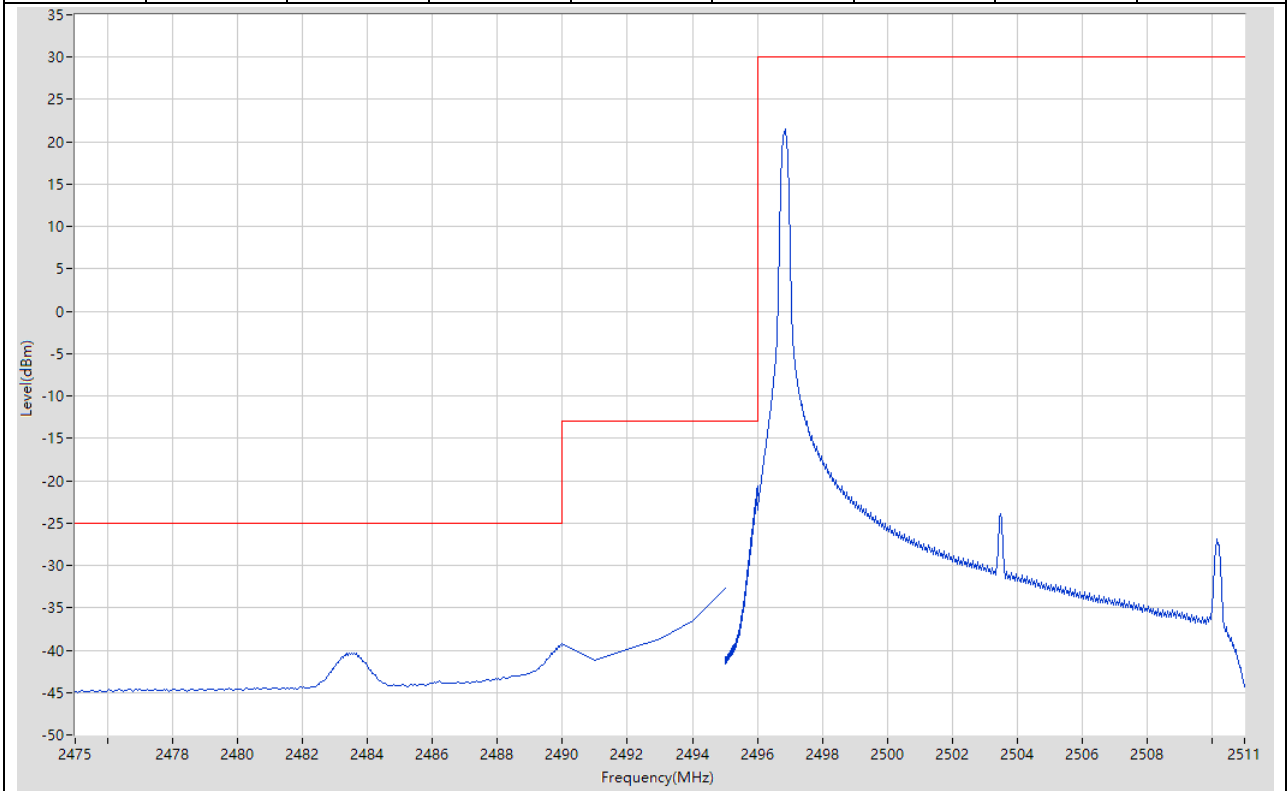
**16.16. LTE Band Edge\_Part22-24-27(NTNV)(Subtest:16, Channel:41540, Bandwidth:10, Modulation:Q16, RB Number: 50, RB Position:HIGH)**

Start Frequency (MHz)	Stop Frequency (MHz)	RBW (MHz)	Detector	Frequency (MHz)	Power (dBm)	Limit (dBm)	Verdict	Sweep Point
2680	2690	0.1	RMS	2688.325	3.9	30	Pass	401
2690	2691	0.2	RMS	2690.003	-29.44	-10	Pass	401
2691	2695	1	RMS	2691	-30.83	-10	Pass	5
2695	2700	1	RMS	2695.088	-33.61	-13	Pass	401
2700	2715	1	RMS	2700.188	-36.52	-25	Pass	401



**16.17. LTE Band Edge\_Part22-24-27(NTNV)(Subtest:17, Channel:39725, Bandwidth:15, Modulation:QPSK, RB Number: 1, RB Position:LOW)**

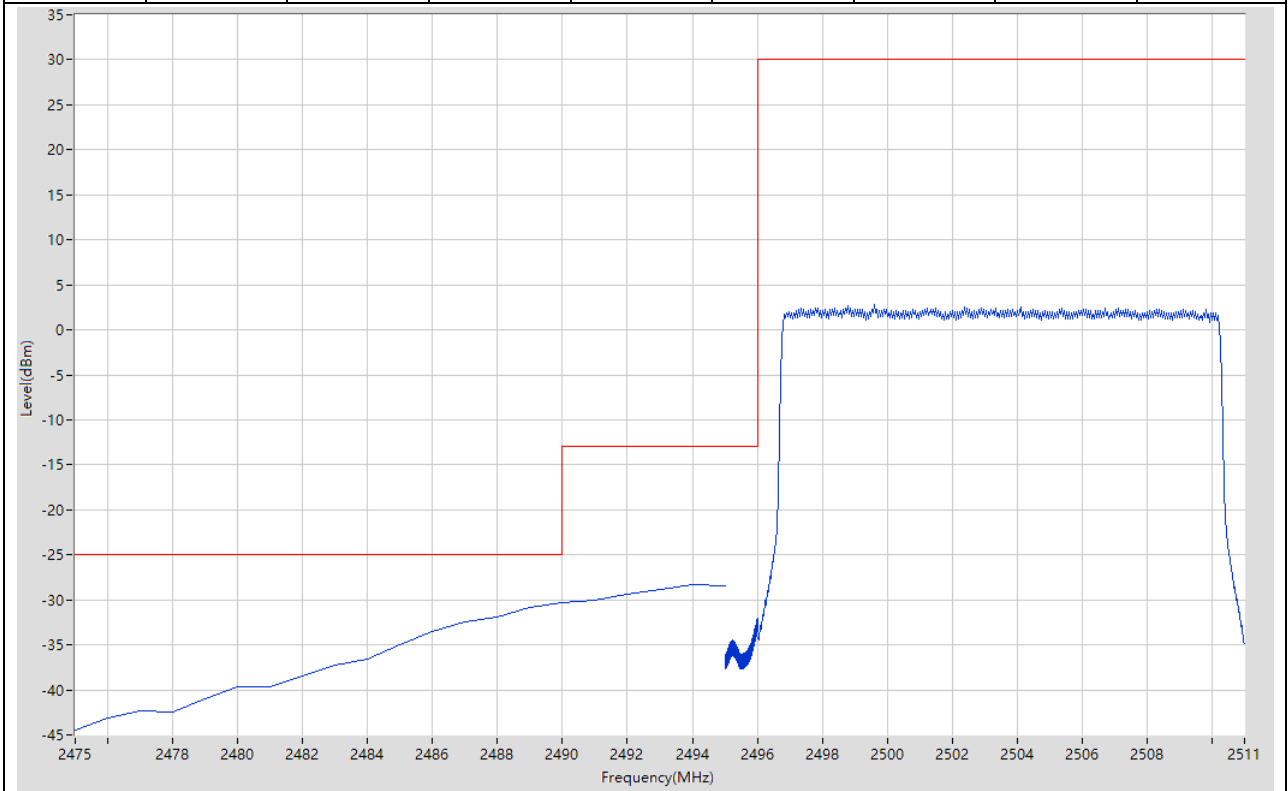
Start Frequency (MHz)	Stop Frequency (MHz)	RBW (MHz)	Detector	Frequency (MHz)	Power (dBm)	Limit (dBm)	Verdict	Sweep Point
2475	2490	1	RMS	2489.963	-39.3	-25	Pass	401
2490	2495	1	RMS	2495	-32.62	-13	Pass	6
2495	2496	0.15	RMS	2496	-20.64	-13	Pass	401
2496	2511	0.1	RMS	2496.863	21.51	30	Pass	401





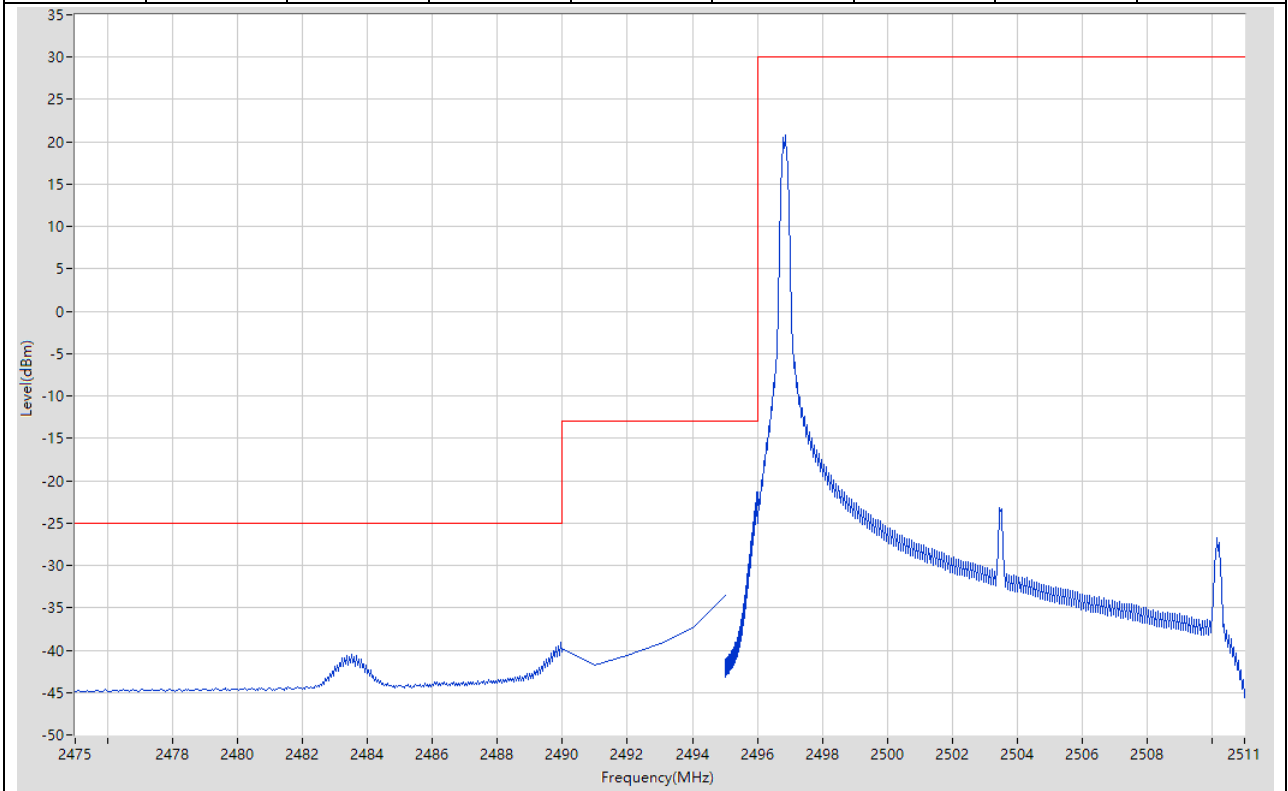
**16.18. LTE Band Edge\_Part22-24-27(NTNV)(Subtest:18, Channel:39725, Bandwidth:15, Modulation:QPSK, RB Number: 75, RB Position:LOW)**

Start Frequency (MHz)	Stop Frequency (MHz)	RBW (MHz)	Detector	Frequency (MHz)	Power (dBm)	Limit (dBm)	Verdict	Sweep Point
2475	2490	1	RMS	2490	-30.31	-25	Pass	16
2490	2495	1	RMS	2494	-28.29	-13	Pass	6
2495	2496	0.15	RMS	2496	-31.99	-13	Pass	401
2496	2511	0.1	RMS	2499.6	2.75	30	Pass	401



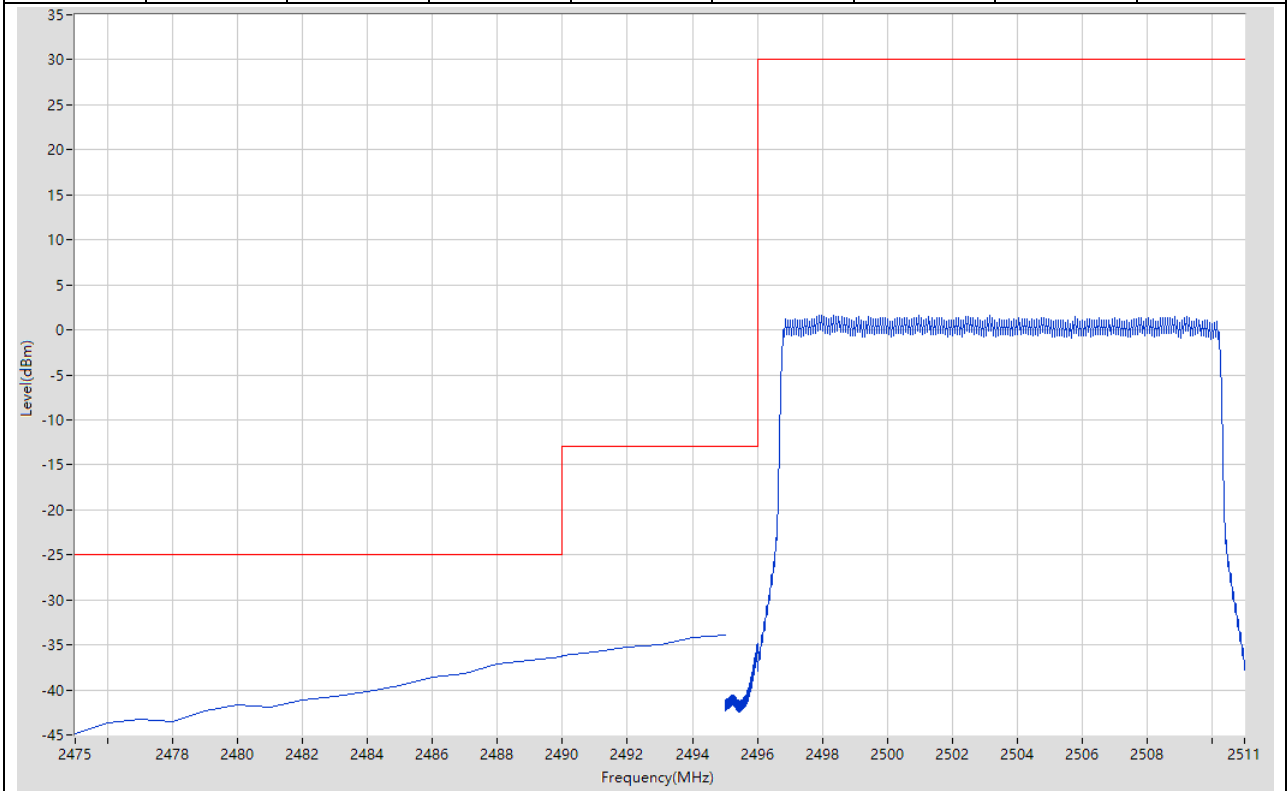
**16.19. LTE Band Edge\_Part22-24-27(NTNV)(Subtest:19, Channel:39725, Bandwidth:15, Modulation:Q16, RB Number: 1, RB Position:LOW)**

Start Frequency (MHz)	Stop Frequency (MHz)	RBW (MHz)	Detector	Frequency (MHz)	Power (dBm)	Limit (dBm)	Verdict	Sweep Point
2475	2490	1	RMS	2489.963	-39.06	-25	Pass	401
2490	2495	1	RMS	2495	-33.54	-13	Pass	6
2495	2496	0.15	RMS	2495.995	-21.3	-13	Pass	401
2496	2511	0.1	RMS	2496.863	20.8	30	Pass	401



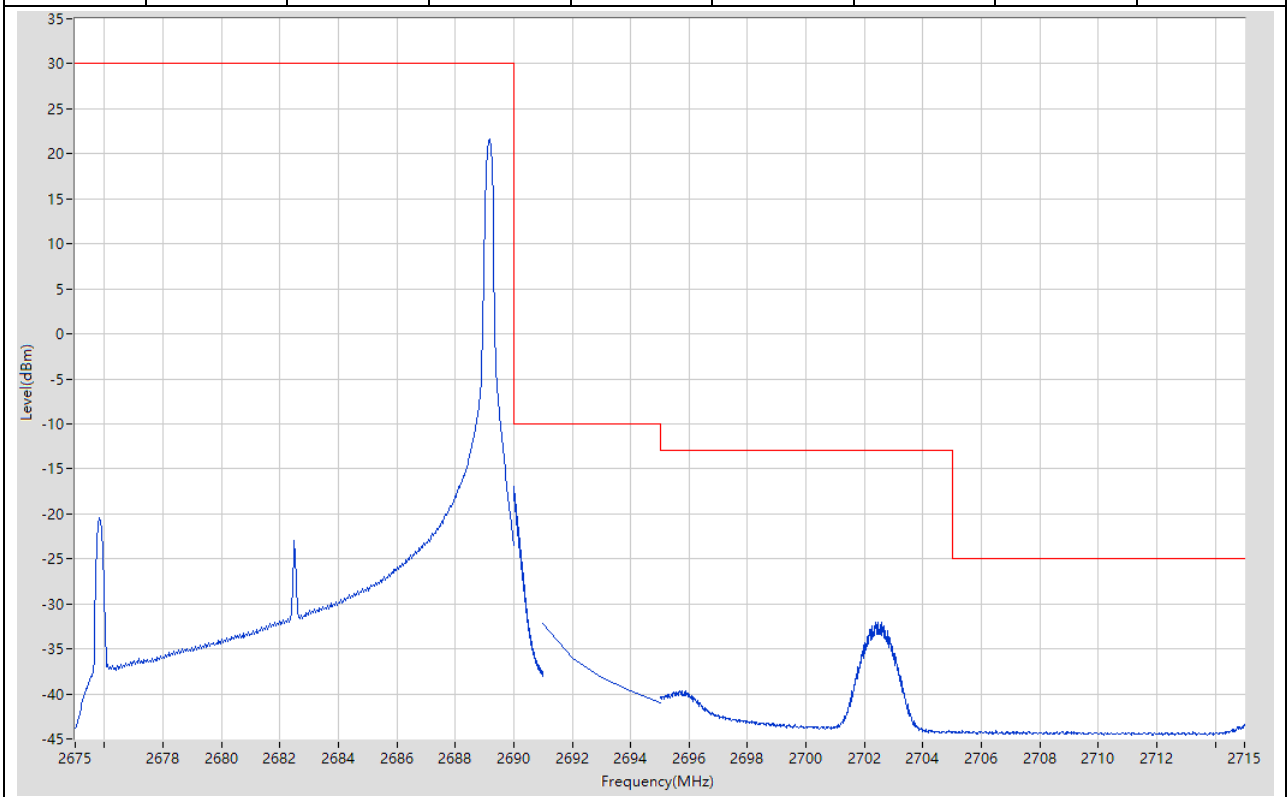
**16.20. LTE Band Edge\_Part22-24-27(NTNV)(Subtest:20, Channel:39725, Bandwidth:15, Modulation:Q16, RB Number: 75, RB Position:LOW)**

Start Frequency (MHz)	Stop Frequency (MHz)	RBW (MHz)	Detector	Frequency (MHz)	Power (dBm)	Limit (dBm)	Verdict	Sweep Point
2475	2490	1	RMS	2490	-36.27	-25	Pass	16
2490	2495	1	RMS	2495	-33.88	-13	Pass	6
2495	2496	0.15	RMS	2496	-34.83	-13	Pass	401
2496	2511	0.1	RMS	2497.988	1.68	30	Pass	401



**16.21. LTE Band Edge\_Part22-24-27(NTNV)(Subtest:21, Channel:41515, Bandwidth:15, Modulation:QPSK, RB Number: 1, RB Position:HIGH)**

Start Frequency (MHz)	Stop Frequency (MHz)	RBW (MHz)	Detector	Frequency (MHz)	Power (dBm)	Limit (dBm)	Verdict	Sweep Point
2675	2690	0.1	RMS	2689.175	21.68	30	Pass	401
2690	2691	0.3	RMS	2690.005	-16.91	-10	Pass	401
2691	2695	1	RMS	2691	-32.2	-10	Pass	5
2695	2705	1	RMS	2702.475	-32.01	-13	Pass	401
2705	2715	1	RMS	2715	-43.45	-25	Pass	401



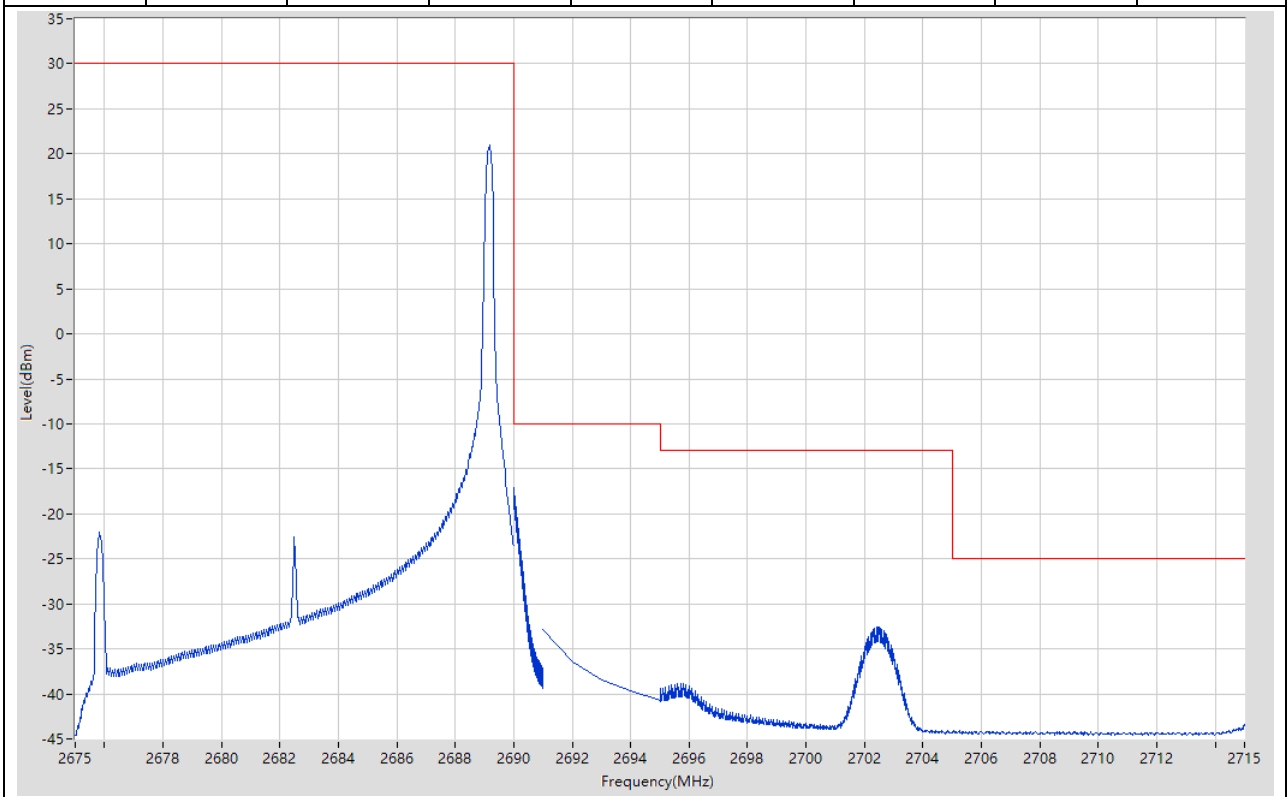
**16.22. LTE Band Edge\_Part22-24-27(NTNV)(Subtest:22, Channel:41515, Bandwidth:15, Modulation:QPSK, RB Number: 75, RB Position:HIGH)**

Start Frequency (MHz)	Stop Frequency (MHz)	RBW (MHz)	Detector	Frequency (MHz)	Power (dBm)	Limit (dBm)	Verdict	Sweep Point
2675	2690	0.1	RMS	2688.688	2.51	30	Pass	401
2690	2691	0.3	RMS	2690.008	-29.09	-10	Pass	401
2691	2695	1	RMS	2692	-28.76	-10	Pass	5
2695	2705	1	RMS	2696.4	-29.26	-13	Pass	401
2705	2715	1	RMS	2709.4	-36.65	-25	Pass	401



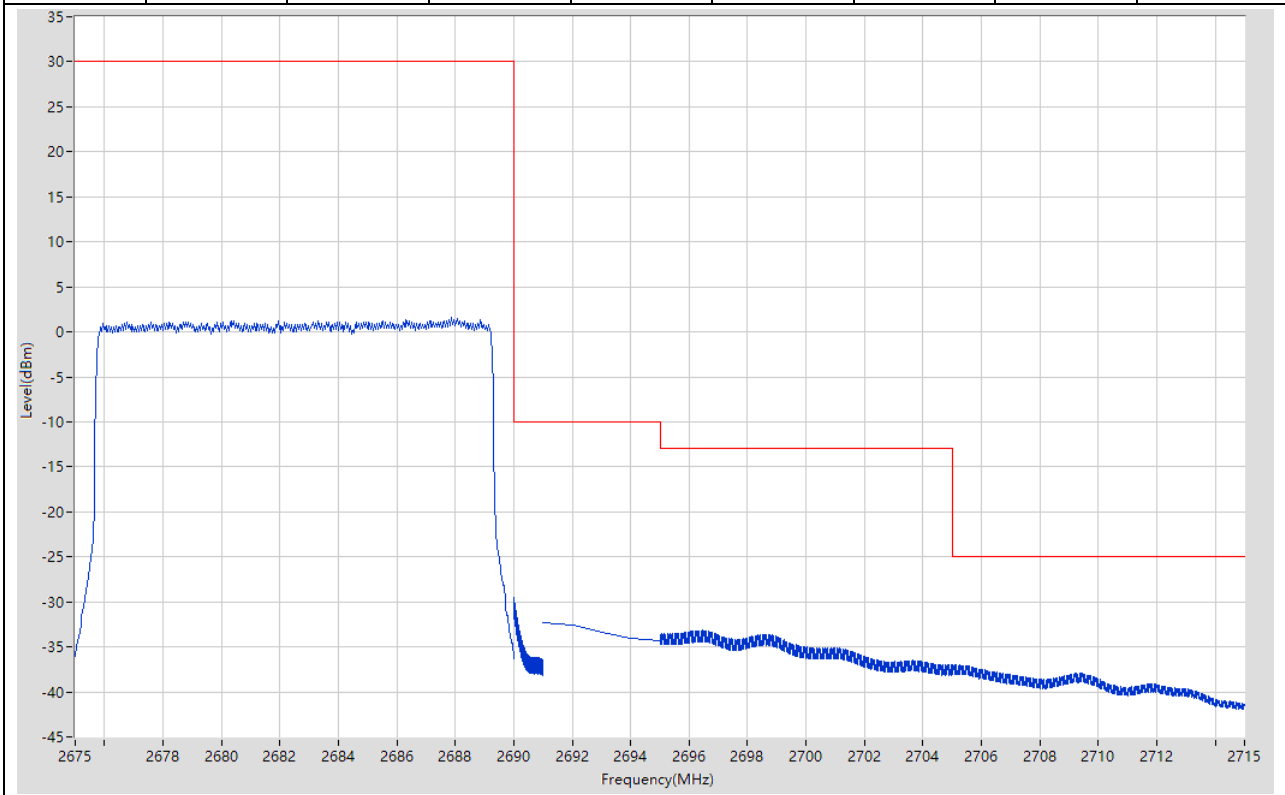
**16.23. LTE Band Edge\_Part22-24-27(NTNV)(Subtest:23, Channel:41515, Bandwidth:15, Modulation:Q16, RB Number: 1, RB Position:HIGH)**

Start Frequency (MHz)	Stop Frequency (MHz)	RBW (MHz)	Detector	Frequency (MHz)	Power (dBm)	Limit (dBm)	Verdict	Sweep Point
2675	2690	0.1	RMS	2689.175	21	30	Pass	401
2690	2691	0.3	RMS	2690.005	-17.09	-10	Pass	401
2691	2695	1	RMS	2691	-32.79	-10	Pass	5
2695	2705	1	RMS	2702.5	-32.59	-13	Pass	401
2705	2715	1	RMS	2715	-43.46	-25	Pass	401



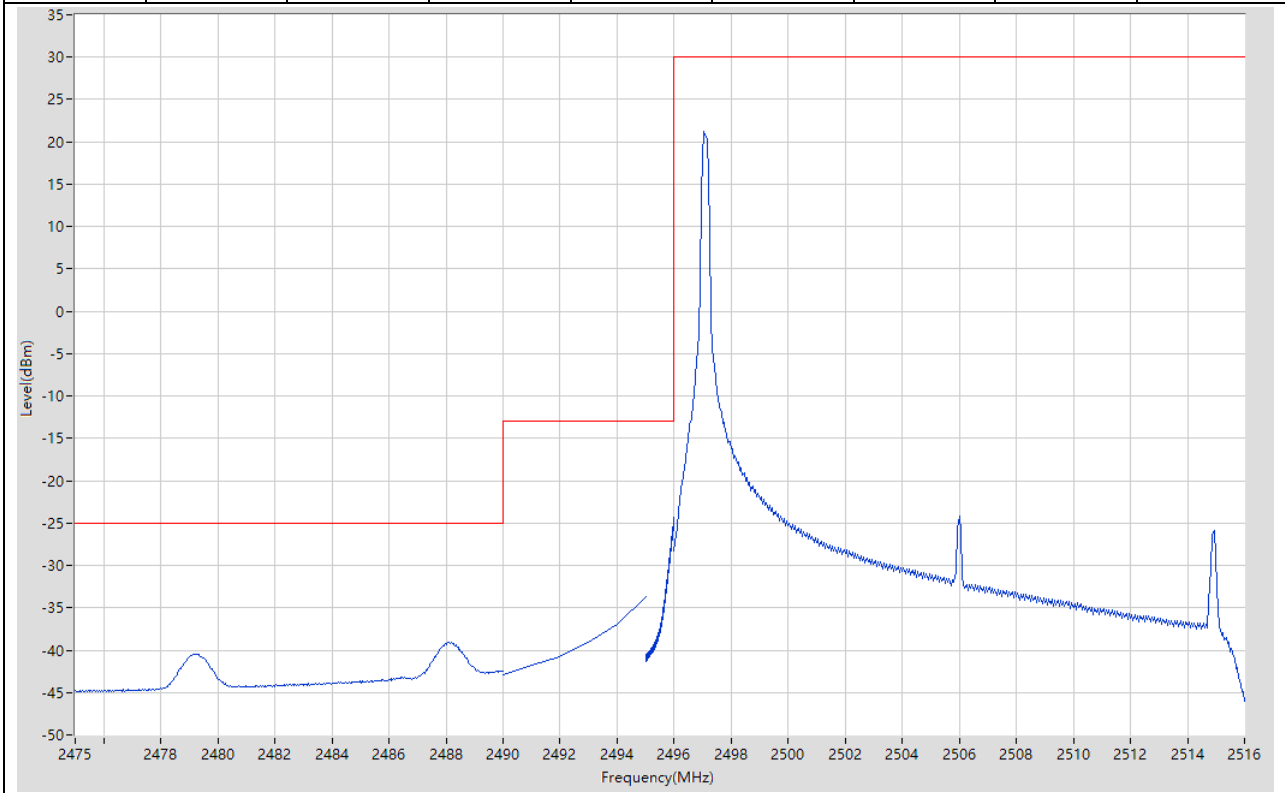
**16.24. LTE Band Edge\_Part22-24-27(NTNV)(Subtest:24, Channel:41515, Bandwidth:15, Modulation:Q16, RB Number: 75, RB Position:HIGH)**

Start Frequency (MHz)	Stop Frequency (MHz)	RBW (MHz)	Detector	Frequency (MHz)	Power (dBm)	Limit (dBm)	Verdict	Sweep Point
2675	2690	0.1	RMS	2687.863	1.65	30	Pass	401
2690	2691	0.3	RMS	2690.005	-29.55	-10	Pass	401
2691	2695	1	RMS	2691	-32.26	-10	Pass	5
2695	2705	1	RMS	2696.45	-33.16	-13	Pass	401
2705	2715	1	RMS	2705.1	-37	-25	Pass	401



**16.25. LTE Band Edge\_Part22-24-27(NTNV)(Subtest:25, Channel:39750, Bandwidth:20, Modulation:QPSK, RB Number: 1, RB Position:LOW)**

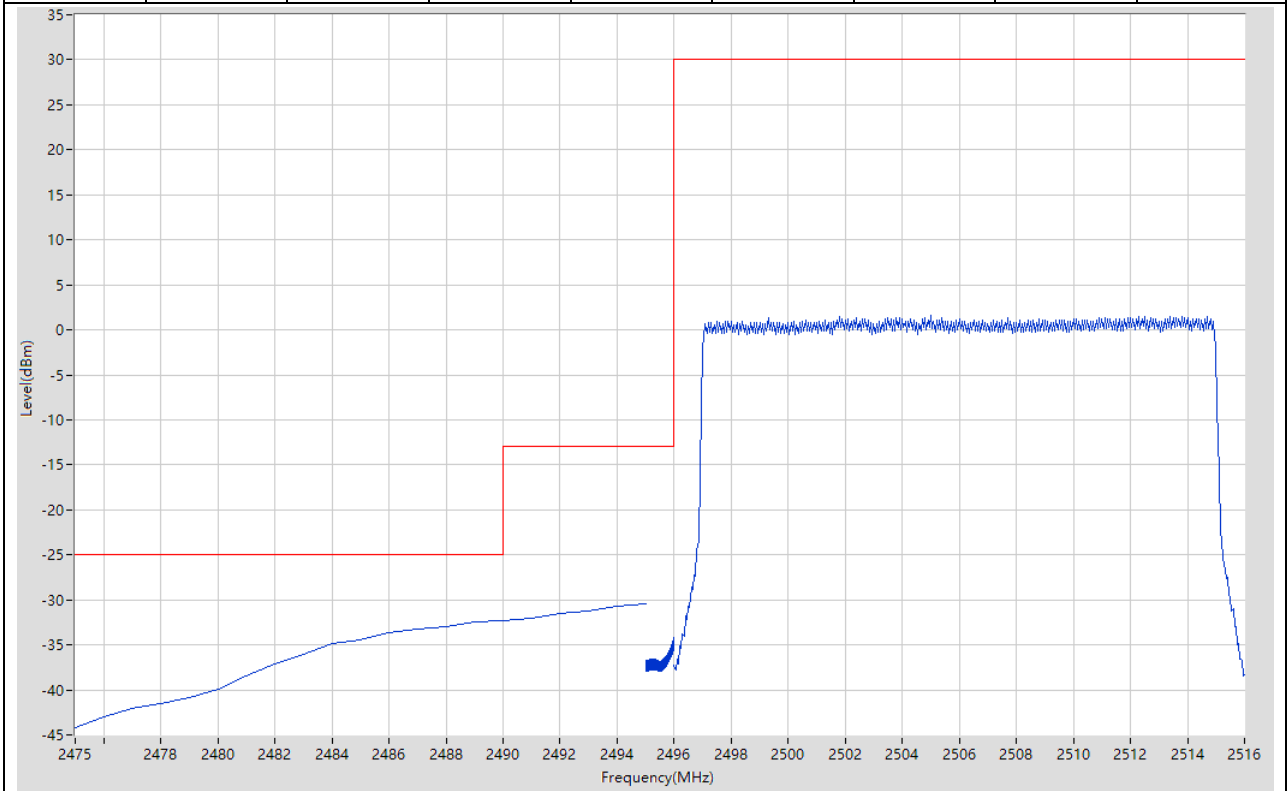
Start Frequency (MHz)	Stop Frequency (MHz)	RBW (MHz)	Detector	Frequency (MHz)	Power (dBm)	Limit (dBm)	Verdict	Sweep Point
2475	2490	1	RMS	2488.125	-39.1	-25	Pass	401
2490	2495	1	RMS	2495	-33.75	-13	Pass	6
2495	2496	0.2	RMS	2496	-24.27	-13	Pass	401
2496	2516	0.1	RMS	2497.05	21.21	30	Pass	401





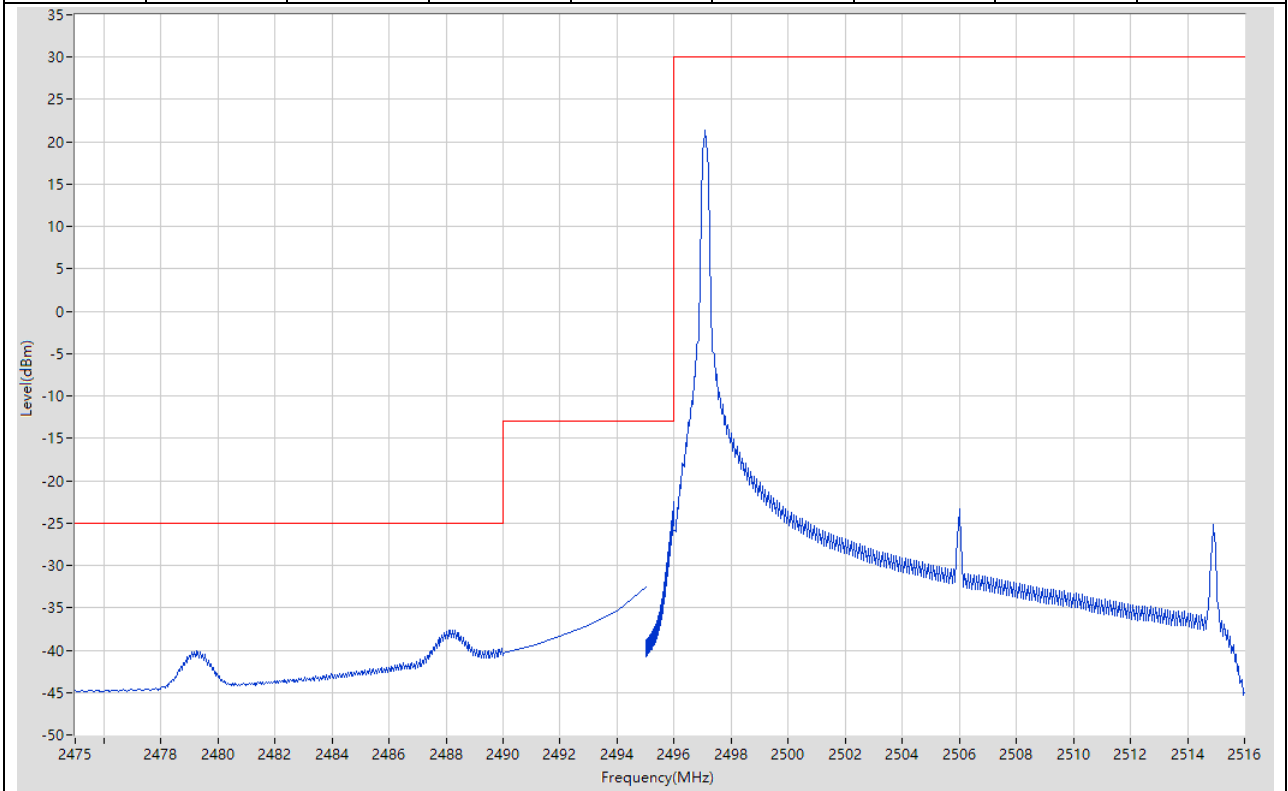
**16.26. LTE Band Edge\_Part22-24-27(NTNV)(Subtest:26, Channel:39750, Bandwidth:20, Modulation:QPSK, RB Number: 100, RB Position:LOW)**

Start Frequency (MHz)	Stop Frequency (MHz)	RBW (MHz)	Detector	Frequency (MHz)	Power (dBm)	Limit (dBm)	Verdict	Sweep Point
2475	2490	1	RMS	2490	-32.32	-25	Pass	16
2490	2495	1	RMS	2495	-30.48	-13	Pass	6
2495	2496	0.2	RMS	2496	-34.13	-13	Pass	401
2496	2516	0.1	RMS	2505	1.62	30	Pass	401



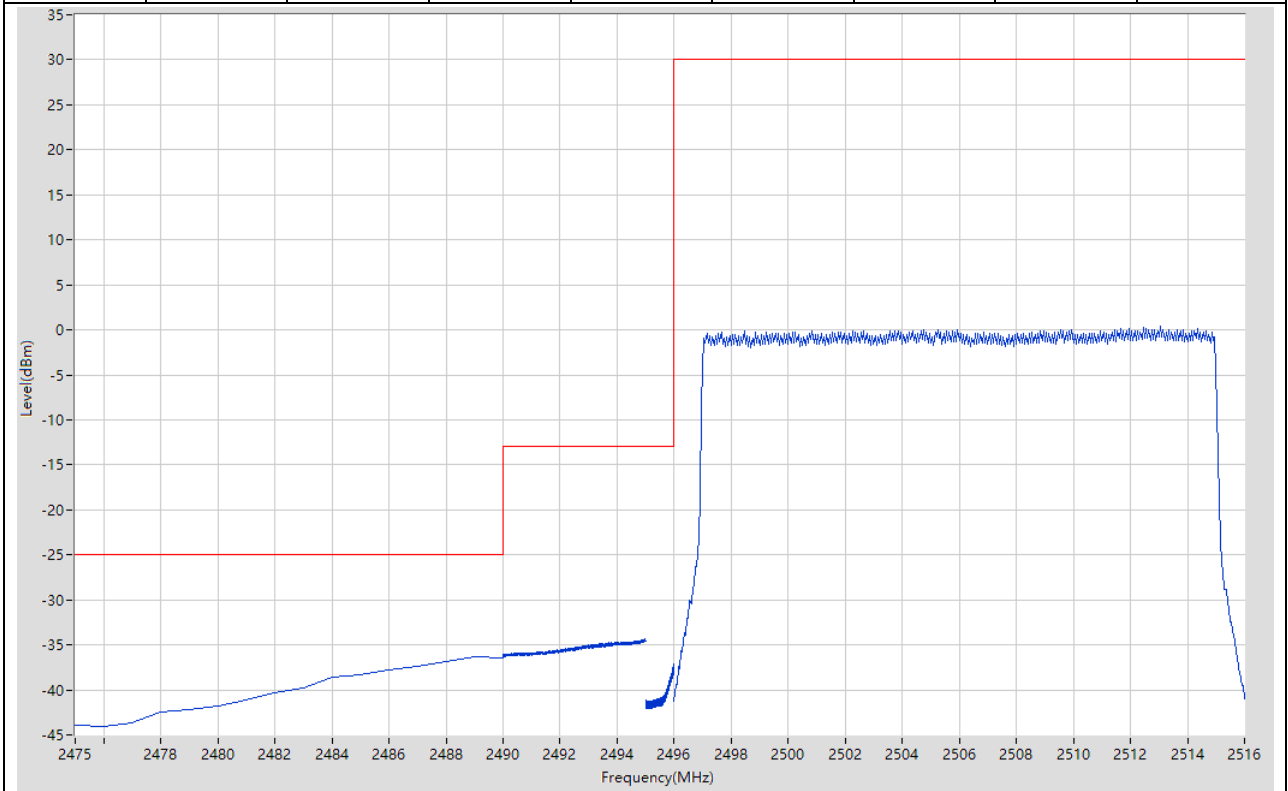
**16.27. LTE Band Edge\_Part22-24-27(NTNV)(Subtest:27, Channel:39750, Bandwidth:20, Modulation:Q16, RB Number: 1, RB Position:LOW)**

Start Frequency (MHz)	Stop Frequency (MHz)	RBW (MHz)	Detector	Frequency (MHz)	Power (dBm)	Limit (dBm)	Verdict	Sweep Point
2475	2490	1	RMS	2488.238	-37.63	-25	Pass	401
2490	2495	1	RMS	2495	-32.49	-13	Pass	6
2495	2496	0.2	RMS	2495.998	-22.53	-13	Pass	401
2496	2516	0.1	RMS	2497.1	21.37	30	Pass	401



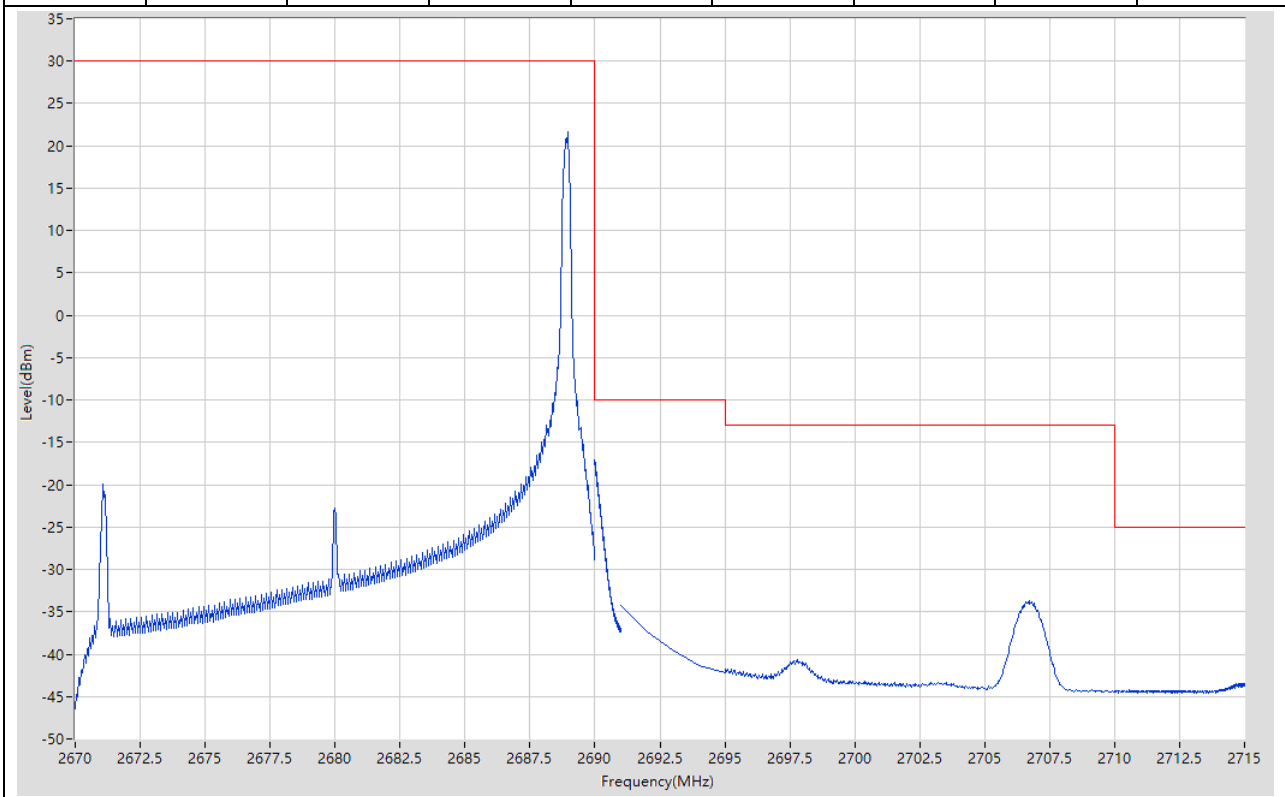
**16.28. LTE Band Edge\_Part22-24-27(NTNV)(Subtest:28, Channel:39750, Bandwidth:20, Modulation:Q16, RB Number: 100, RB Position:LOW)**

Start Frequency (MHz)	Stop Frequency (MHz)	RBW (MHz)	Detector	Frequency (MHz)	Power (dBm)	Limit (dBm)	Verdict	Sweep Point
2475	2490	1	RMS	2489	-36.33	-25	Pass	16
2490	2495	1	RMS	2494.988	-34.36	-13	Pass	401
2495	2496	0.2	RMS	2495.993	-37.18	-13	Pass	401
2496	2516	0.1	RMS	2513.05	0.35	30	Pass	401



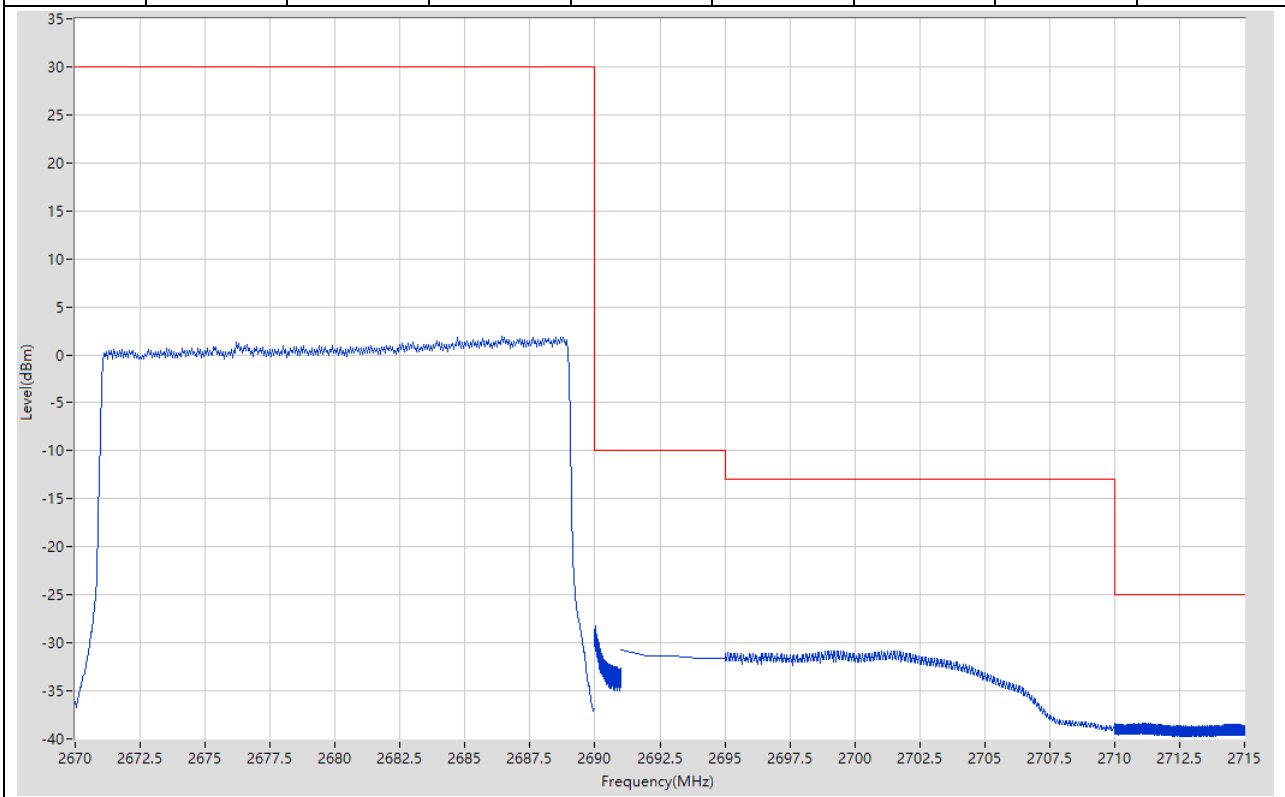
**16.29. LTE Band Edge\_Part22-24-27(NTNV)(Subtest:29, Channel:41490, Bandwidth:20, Modulation:QPSK, RB Number: 1, RB Position:HIGH)**

Start Frequency (MHz)	Stop Frequency (MHz)	RBW (MHz)	Detector	Frequency (MHz)	Power (dBm)	Limit (dBm)	Verdict	Sweep Point
2670	2690	0.1	RMS	2688.95	21.61	30	Pass	401
2690	2691	0.51	RMS	2690	-17.12	-10	Pass	401
2691	2695	1	RMS	2691	-34.27	-10	Pass	5
2695	2710	1	RMS	2706.738	-33.69	-13	Pass	401
2710	2715	1	RMS	2714.888	-43.41	-25	Pass	401



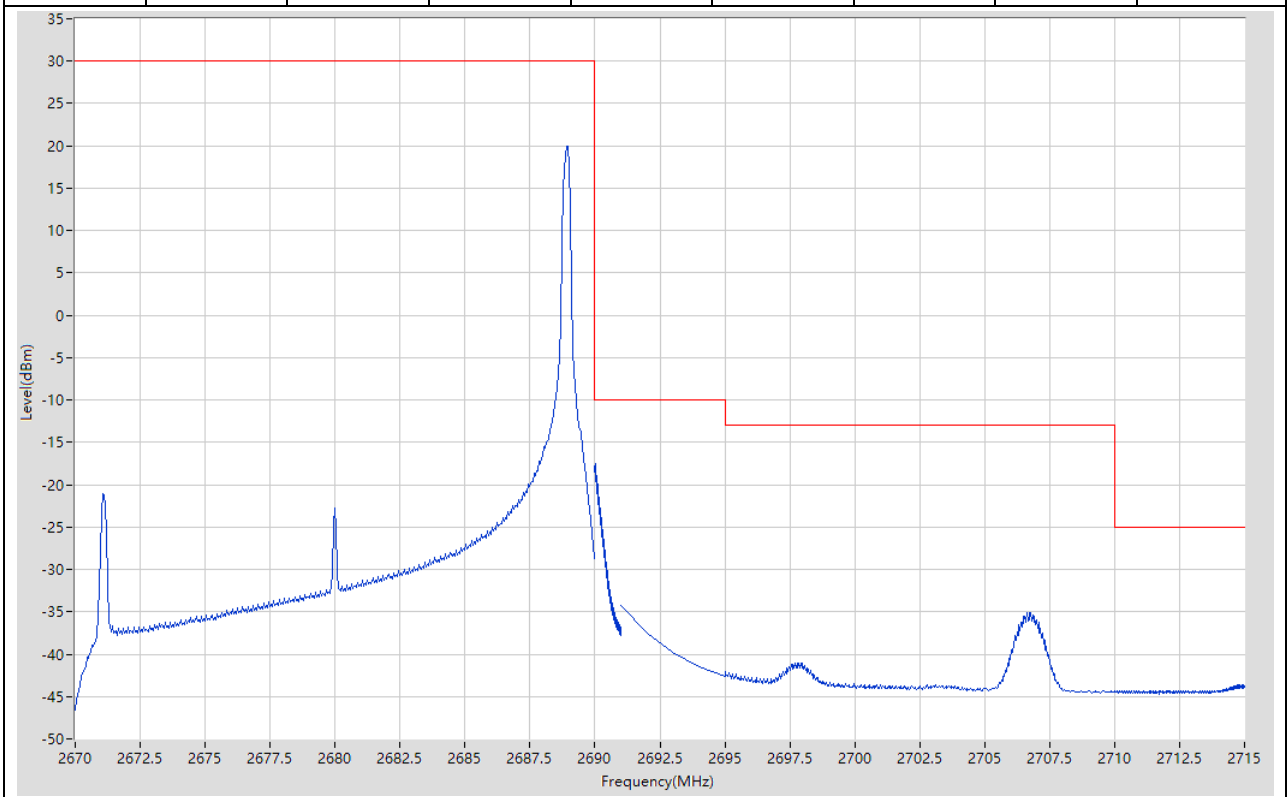
**16.30. LTE Band Edge\_Part22-24-27(NTNV)(Subtest:30, Channel:41490, Bandwidth:20, Modulation:QPSK, RB Number: 100, RB Position:HIGH)**

Start Frequency (MHz)	Stop Frequency (MHz)	RBW (MHz)	Detector	Frequency (MHz)	Power (dBm)	Limit (dBm)	Verdict	Sweep Point
2670	2690	0.1	RMS	2686.4	1.89	30	Pass	401
2690	2691	0.51	RMS	2690.008	-28.27	-10	Pass	401
2691	2695	1	RMS	2691	-30.79	-10	Pass	5
2695	2710	1	RMS	2699.088	-30.84	-13	Pass	401
2710	2715	1	RMS	2711.4	-38.41	-25	Pass	401



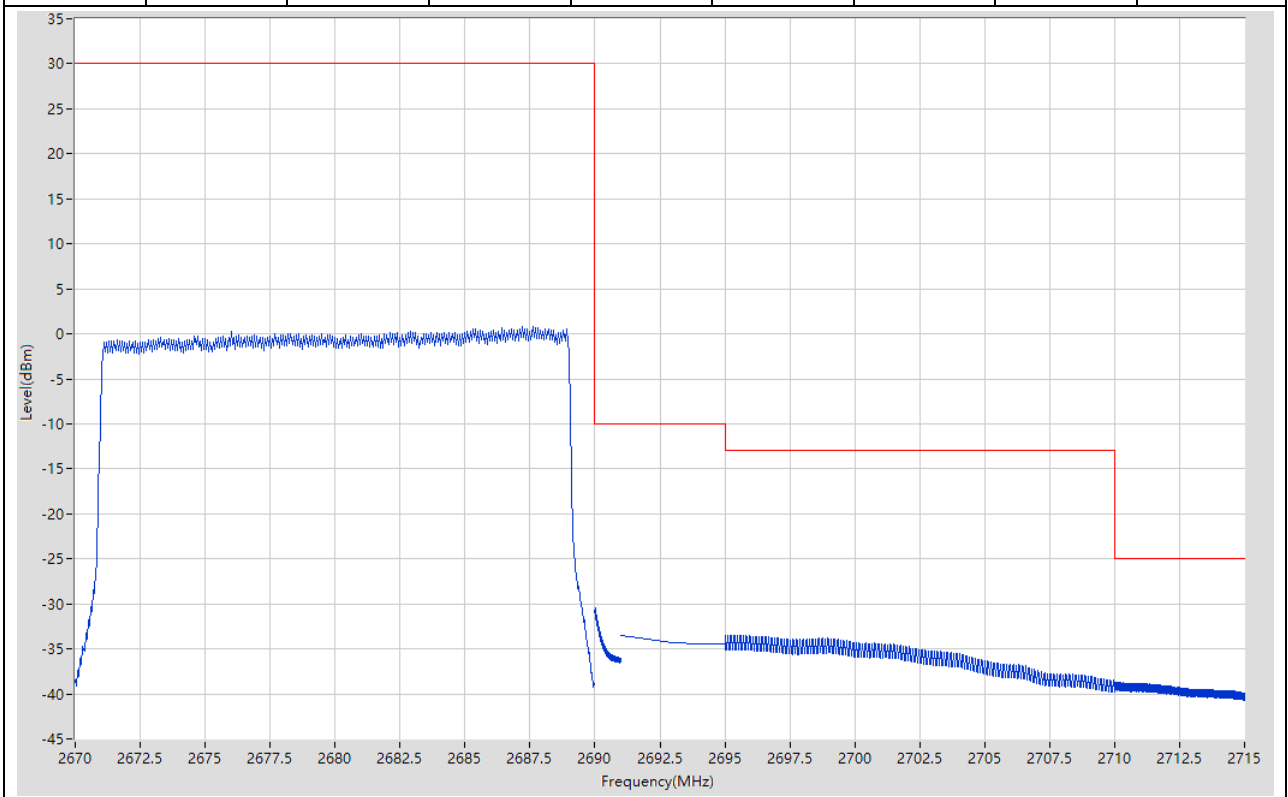
**16.31. LTE Band Edge\_Part22-24-27(NTNV)(Subtest:31, Channel:41490, Bandwidth:20, Modulation:Q16, RB Number: 1, RB Position:HIGH)**

Start Frequency (MHz)	Stop Frequency (MHz)	RBW (MHz)	Detector	Frequency (MHz)	Power (dBm)	Limit (dBm)	Verdict	Sweep Point
2670	2690	0.1	RMS	2688.95	19.99	30	Pass	401
2690	2691	0.51	RMS	2690.008	-17.56	-10	Pass	401
2691	2695	1	RMS	2691	-34.28	-10	Pass	5
2695	2710	1	RMS	2706.775	-35.04	-13	Pass	401
2710	2715	1	RMS	2714.8	-43.58	-25	Pass	401



**16.32. LTE Band Edge\_Part22-24-27(NTNV)(Subtest:32, Channel:41490, Bandwidth:20, Modulation:Q16, RB Number: 100, RB Position:HIGH)**

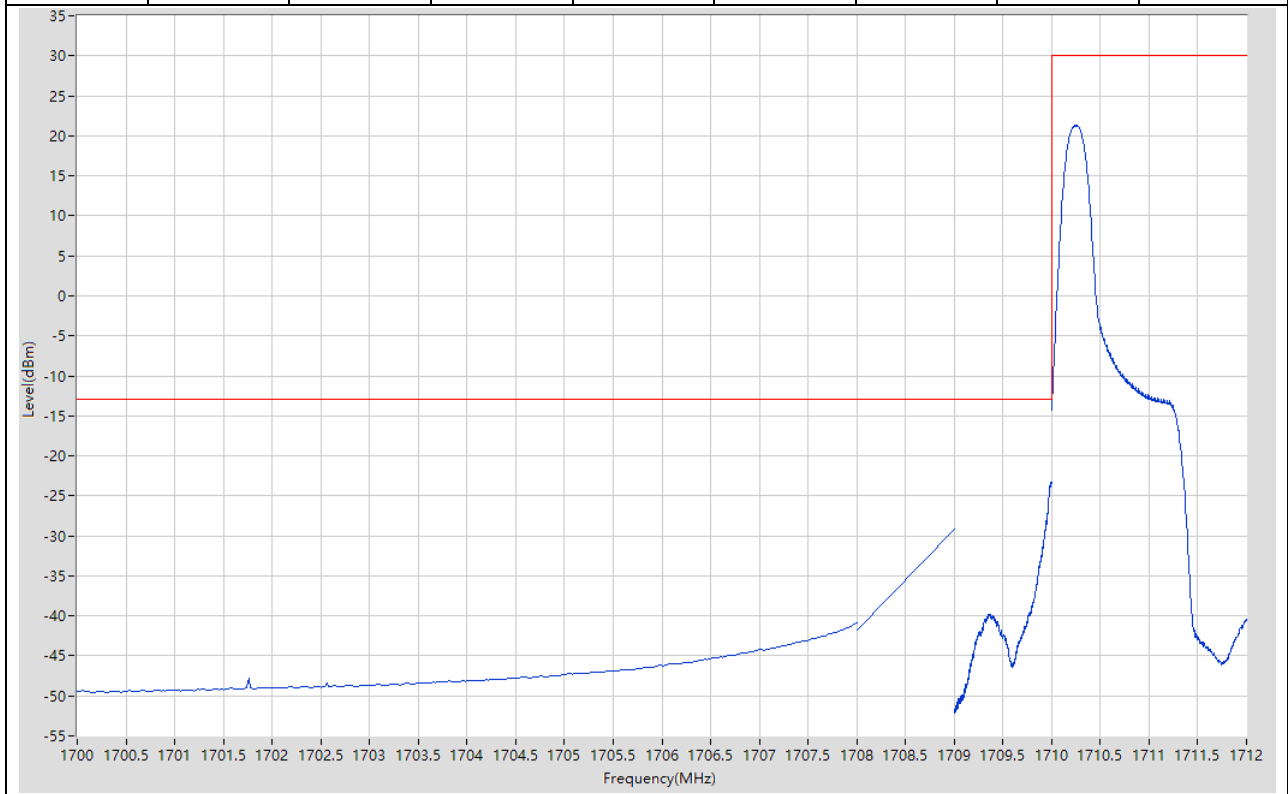
Start Frequency (MHz)	Stop Frequency (MHz)	RBW (MHz)	Detector	Frequency (MHz)	Power (dBm)	Limit (dBm)	Verdict	Sweep Point
2670	2690	0.1	RMS	2687.6	0.81	30	Pass	401
2690	2691	0.51	RMS	2690.005	-30.39	-10	Pass	401
2691	2695	1	RMS	2691	-33.56	-10	Pass	5
2695	2710	1	RMS	2695.338	-33.46	-13	Pass	401
2710	2715	1	RMS	2710.038	-38.69	-25	Pass	401



## 17. LTE\_Band66

17.1. LTE Band Edge\_Part22-24-27(NTNV)(Subtest:1, Channel:131979, Bandwidth:1.4, Modulation:QPSK, RB Number: 1, RB Position:LOW)

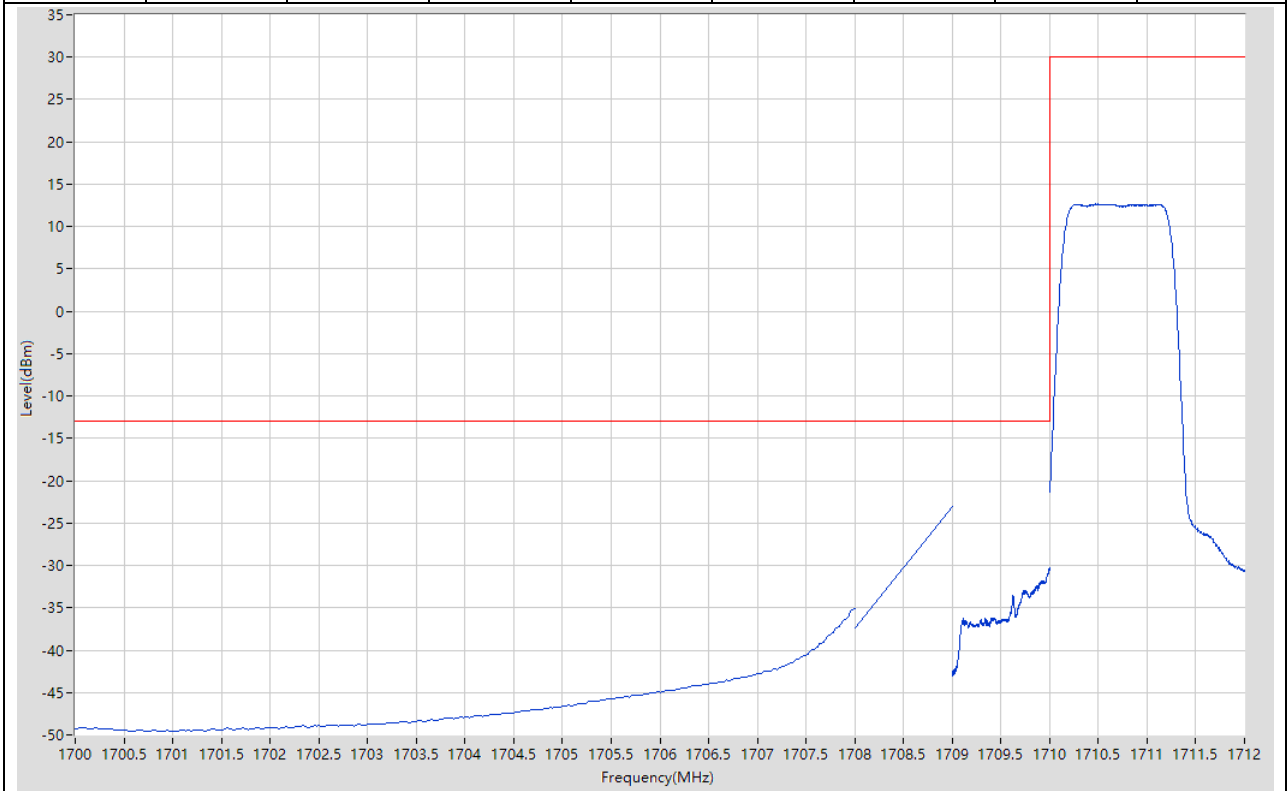
Start Frequency (MHz)	Stop Frequency (MHz)	RBW (MHz)	Detector	Frequency (MHz)	Power (dBm)	Limit (dBm)	Verdict	Sweep Point
1700	1708	1	RMS	1708	-40.93	-13	Pass	401
1708	1709	1	RMS	1709	-29.16	-13	Pass	2
1709	1710	0.02	RMS	1710	-23.27	-13	Pass	401
1710	1712	0.1	RMS	1710.25	21.32	30	Pass	401





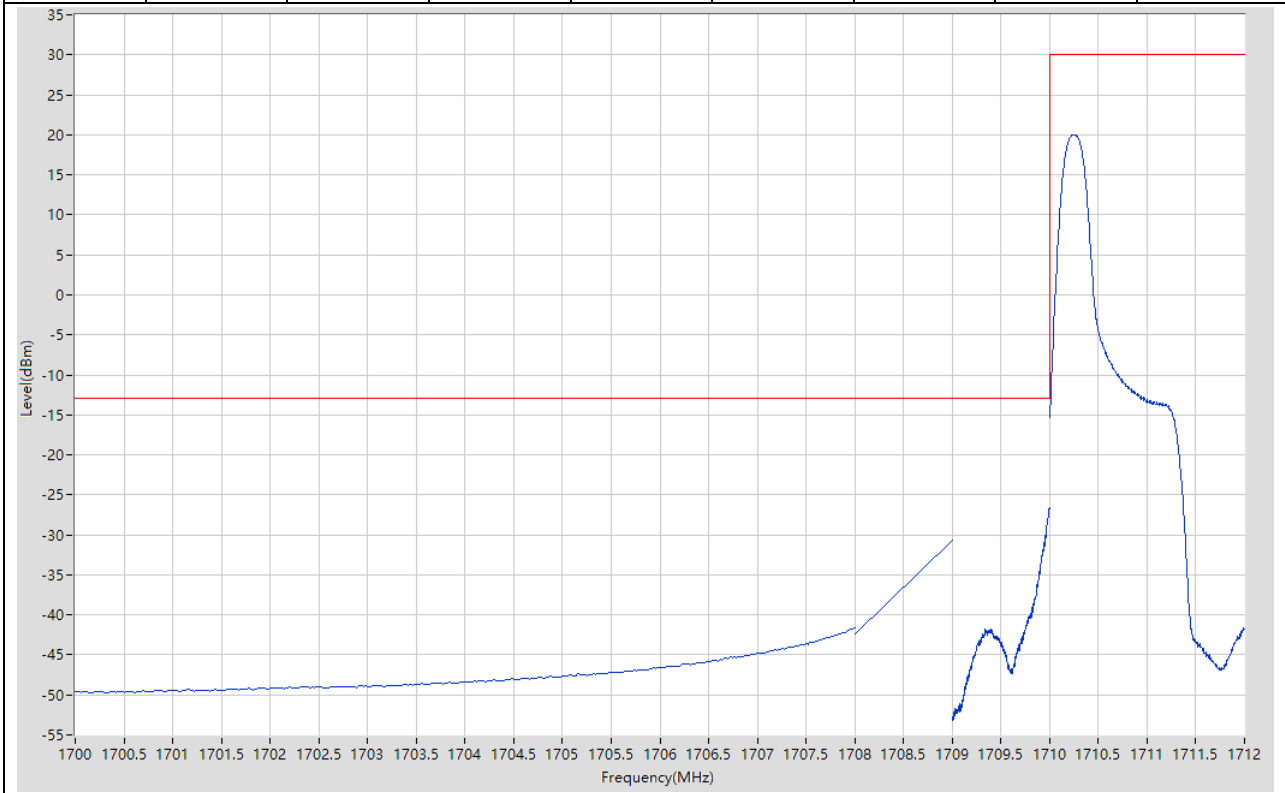
**17.2. LTE Band Edge\_Part22-24-27(NTNV)(Subtest:2, Channel:131979, Bandwidth:1.4, Modulation:QPSK, RB Number: 6, RB Position:LOW)**

Start Frequency (MHz)	Stop Frequency (MHz)	RBW (MHz)	Detector	Frequency (MHz)	Power (dBm)	Limit (dBm)	Verdict	Sweep Point
1700	1708	1	RMS	1708	-35.12	-13	Pass	401
1708	1709	1	RMS	1709	-23	-13	Pass	2
1709	1710	0.02	RMS	1709.998	-30.3	-13	Pass	401
1710	1712	0.1	RMS	1710.475	12.67	30	Pass	401



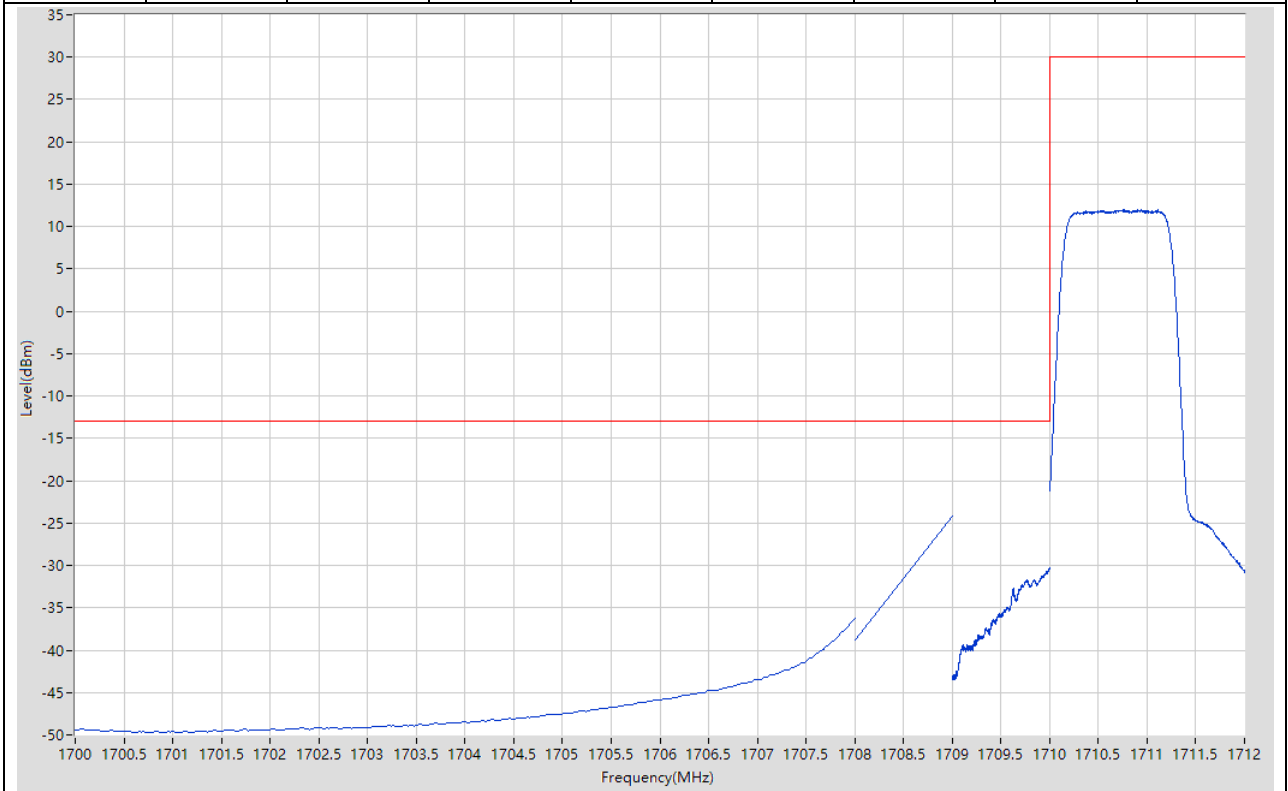
**17.3. LTE Band Edge\_Part22-24-27(NTNV)(Subtest:3, Channel:131979, Bandwidth:1.4, Modulation:Q16, RB Number: 1, RB Position:LOW)**

Start Frequency (MHz)	Stop Frequency (MHz)	RBW (MHz)	Detector	Frequency (MHz)	Power (dBm)	Limit (dBm)	Verdict	Sweep Point
1700	1708	1	RMS	1708	-41.56	-13	Pass	401
1708	1709	1	RMS	1709	-30.6	-13	Pass	2
1709	1710	0.02	RMS	1710	-26.54	-13	Pass	401
1710	1712	0.1	RMS	1710.25	20.03	30	Pass	401



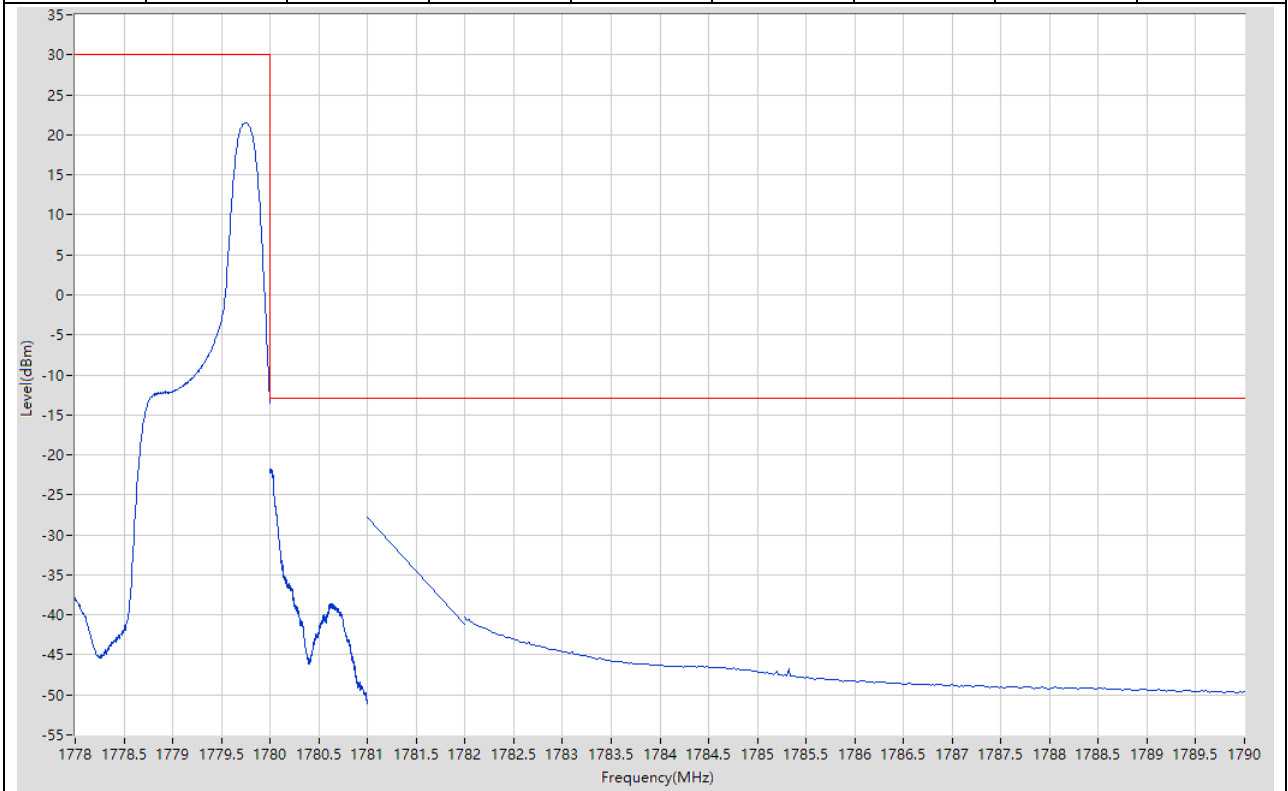
**17.4. LTE Band Edge\_Part22-24-27(NTNV)(Subtest:4, Channel:131979, Bandwidth:1.4, Modulation:Q16, RB Number: 6, RB Position:LOW)**

Start Frequency (MHz)	Stop Frequency (MHz)	RBW (MHz)	Detector	Frequency (MHz)	Power (dBm)	Limit (dBm)	Verdict	Sweep Point
1700	1708	1	RMS	1708	-36.28	-13	Pass	401
1708	1709	1	RMS	1709	-24.16	-13	Pass	2
1709	1710	0.02	RMS	1710	-30.3	-13	Pass	401
1710	1712	0.1	RMS	1710.935	12	30	Pass	401



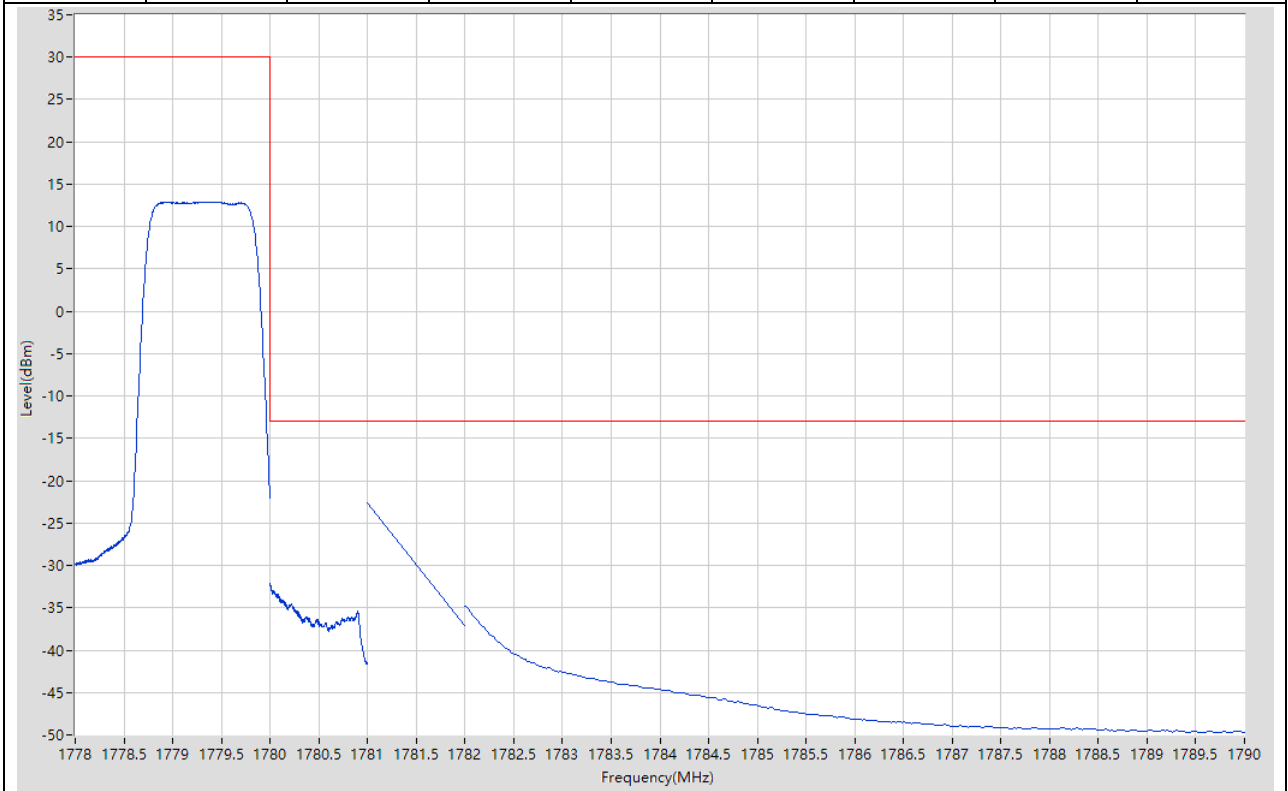
**17.5. LTE Band Edge\_Part22-24-27(NTNV)(Subtest:5, Channel:132665, Bandwidth:1.4, Modulation:QPSK, RB Number: 1, RB Position:HIGH)**

Start Frequency (MHz)	Stop Frequency (MHz)	RBW (MHz)	Detector	Frequency (MHz)	Power (dBm)	Limit (dBm)	Verdict	Sweep Point
1778	1780	0.1	RMS	1779.755	21.5	30	Pass	401
1780	1781	0.02	RMS	1780.003	-21.74	-13	Pass	401
1781	1782	1	RMS	1781	-27.85	-13	Pass	2
1782	1790	1	RMS	1782	-40.26	-13	Pass	401



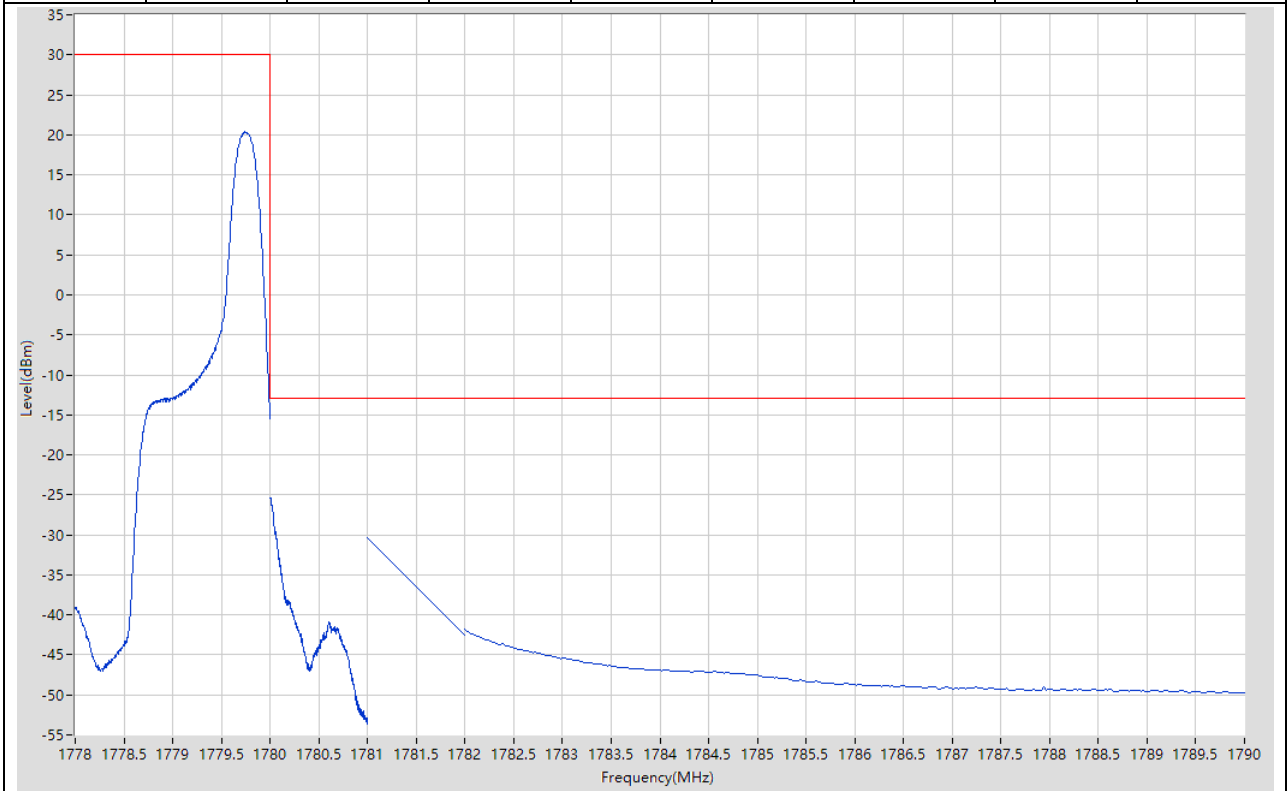
**17.6. LTE Band Edge\_Part22-24-27(NTNV)(Subtest:6, Channel:132665, Bandwidth:1.4, Modulation:QPSK, RB Number: 6, RB Position:HIGH)**

Start Frequency (MHz)	Stop Frequency (MHz)	RBW (MHz)	Detector	Frequency (MHz)	Power (dBm)	Limit (dBm)	Verdict	Sweep Point
1778	1780	0.1	RMS	1779.42	12.93	30	Pass	401
1780	1781	0.02	RMS	1780	-32.17	-13	Pass	401
1781	1782	1	RMS	1781	-22.63	-13	Pass	2
1782	1790	1	RMS	1782	-34.76	-13	Pass	401



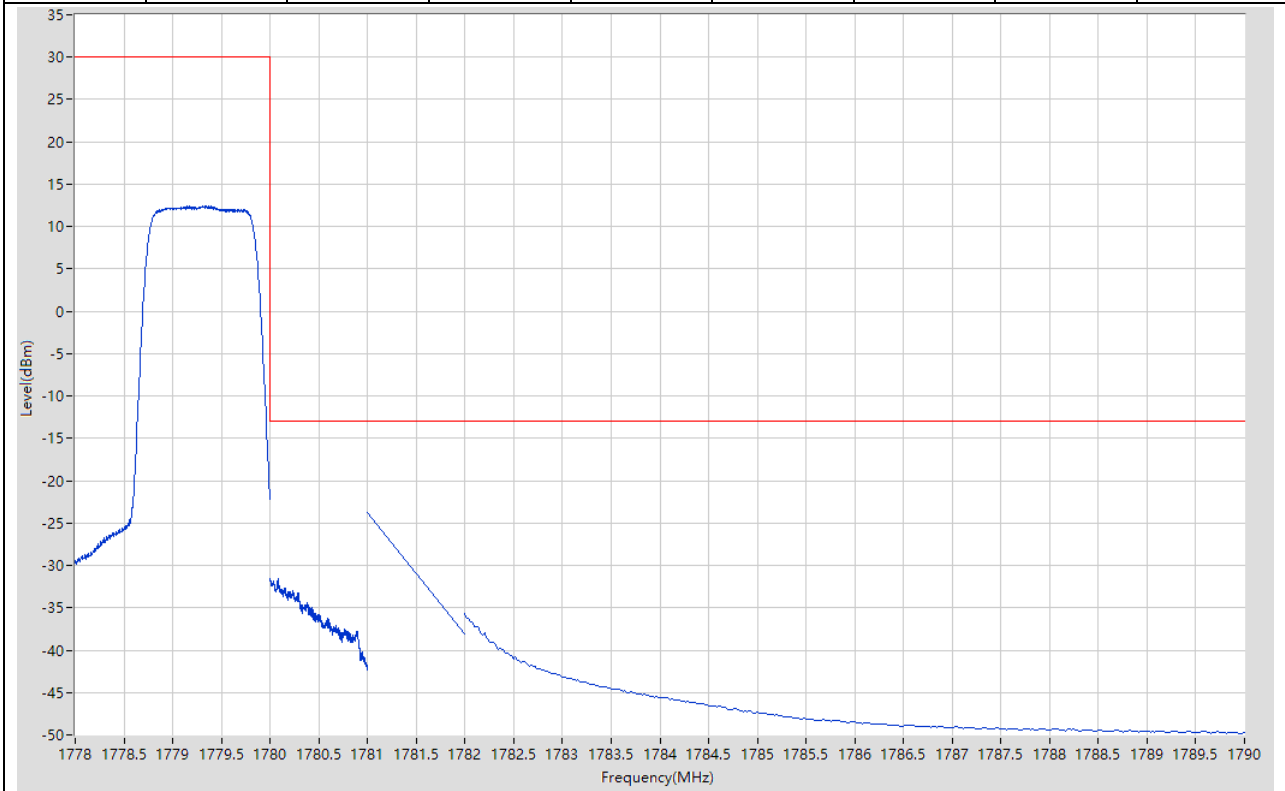
**17.7. LTE Band Edge\_Part22-24-27(NTNV)(Subtest:7, Channel:132665, Bandwidth:1.4, Modulation:Q16, RB Number: 1, RB Position:HIGH)**

Start Frequency (MHz)	Stop Frequency (MHz)	RBW (MHz)	Detector	Frequency (MHz)	Power (dBm)	Limit (dBm)	Verdict	Sweep Point
1778	1780	0.1	RMS	1779.745	20.39	30	Pass	401
1780	1781	0.02	RMS	1780	-25.39	-13	Pass	401
1781	1782	1	RMS	1781	-30.31	-13	Pass	2
1782	1790	1	RMS	1782	-41.83	-13	Pass	401



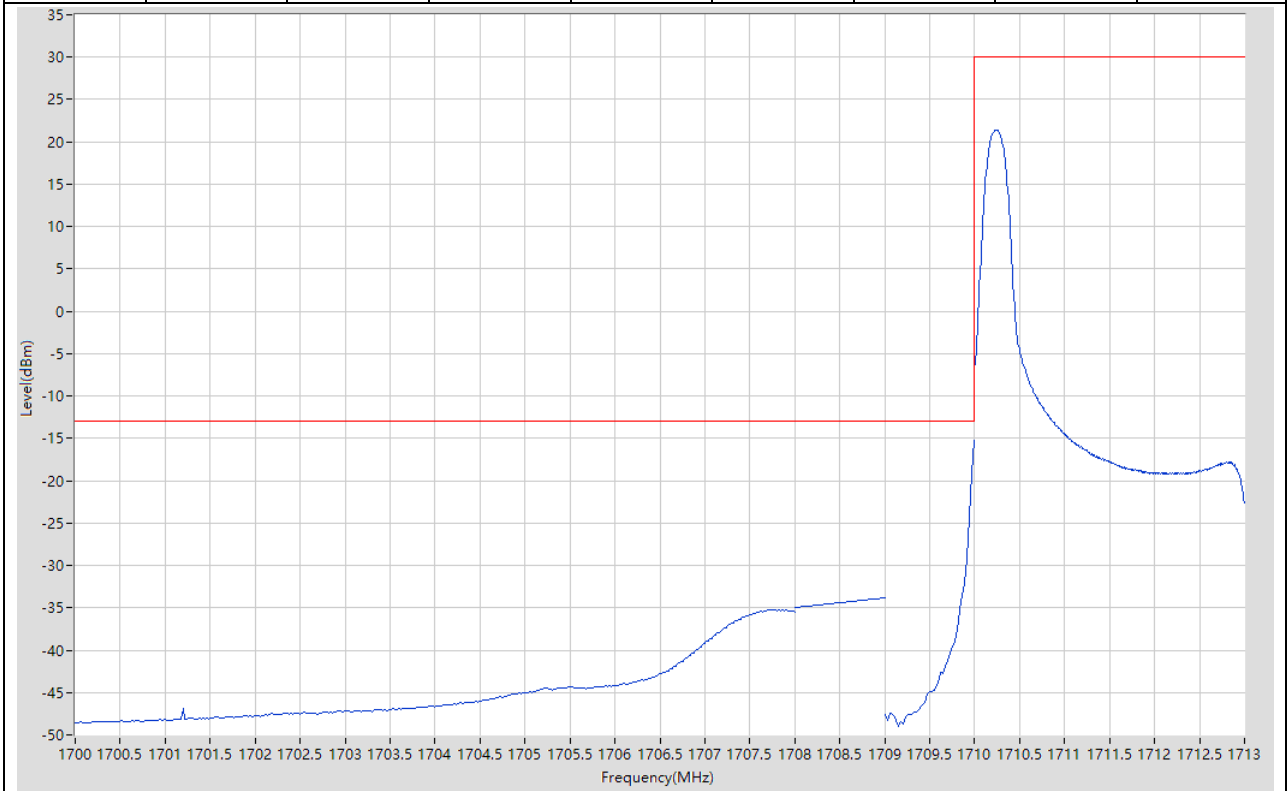
**17.8. LTE Band Edge\_Part22-24-27(NTNV)(Subtest:8, Channel:132665, Bandwidth:1.4, Modulation:Q16, RB Number: 6, RB Position:HIGH)**

Start Frequency (MHz)	Stop Frequency (MHz)	RBW (MHz)	Detector	Frequency (MHz)	Power (dBm)	Limit (dBm)	Verdict	Sweep Point
1778	1780	0.1	RMS	1779.145	12.44	30	Pass	401
1780	1781	0.02	RMS	1780	-31.51	-13	Pass	401
1781	1782	1	RMS	1781	-23.71	-13	Pass	2
1782	1790	1	RMS	1782	-35.68	-13	Pass	401



**17.9. LTE Band Edge\_Part22-24-27(NTNV)(Subtest:9, Channel:131987, Bandwidth:3, Modulation:QPSK, RB Number: 1, RB Position:LOW)**

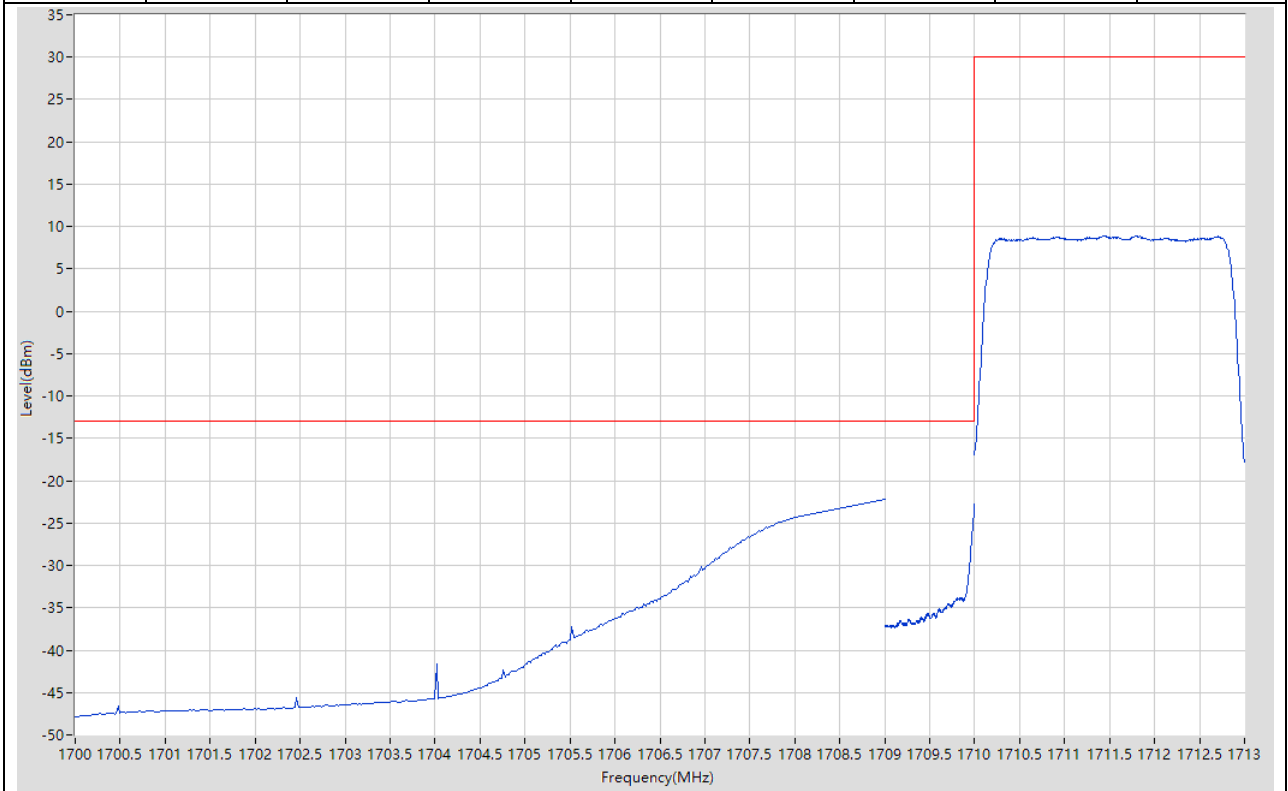
Start Frequency (MHz)	Stop Frequency (MHz)	RBW (MHz)	Detector	Frequency (MHz)	Power (dBm)	Limit (dBm)	Verdict	Sweep Point
1700	1708	1	RMS	1707.74	-35.19	-13	Pass	401
1708	1709	1	RMS	1709	-33.76	-13	Pass	2
1709	1710	0.03	RMS	1710	-15.21	-13	Pass	35
1710	1713	0.1	RMS	1710.233	21.41	30	Pass	401





**17.10. LTE Band Edge\_Part22-24-27(NTNV)(Subtest:10, Channel:131987, Bandwidth:3, Modulation:QPSK, RB Number: 15, RB Position:LOW)**

Start Frequency (MHz)	Stop Frequency (MHz)	RBW (MHz)	Detector	Frequency (MHz)	Power (dBm)	Limit (dBm)	Verdict	Sweep Point
1700	1708	1	RMS	1708	-24.35	-13	Pass	401
1708	1709	1	RMS	1709	-22.13	-13	Pass	2
1709	1710	0.03	RMS	1710	-22.75	-13	Pass	401
1710	1713	0.1	RMS	1711.808	8.93	30	Pass	401



**17.11. LTE Band Edge\_Part22-24-27(NTNV)(Subtest:11, Channel:131987, Bandwidth:3, Modulation:Q16, RB Number: 1, RB Position:LOW)**

Start Frequency (MHz)	Stop Frequency (MHz)	RBW (MHz)	Detector	Frequency (MHz)	Power (dBm)	Limit (dBm)	Verdict	Sweep Point
1700	1708	1	RMS	1707.8	-36.35	-13	Pass	401
1708	1709	1	RMS	1709	-34.7	-13	Pass	2
1709	1710	0.03	RMS	1710	-14.52	-13	Pass	401
1710	1713	0.1	RMS	1710.255	19.74	30	Pass	401

