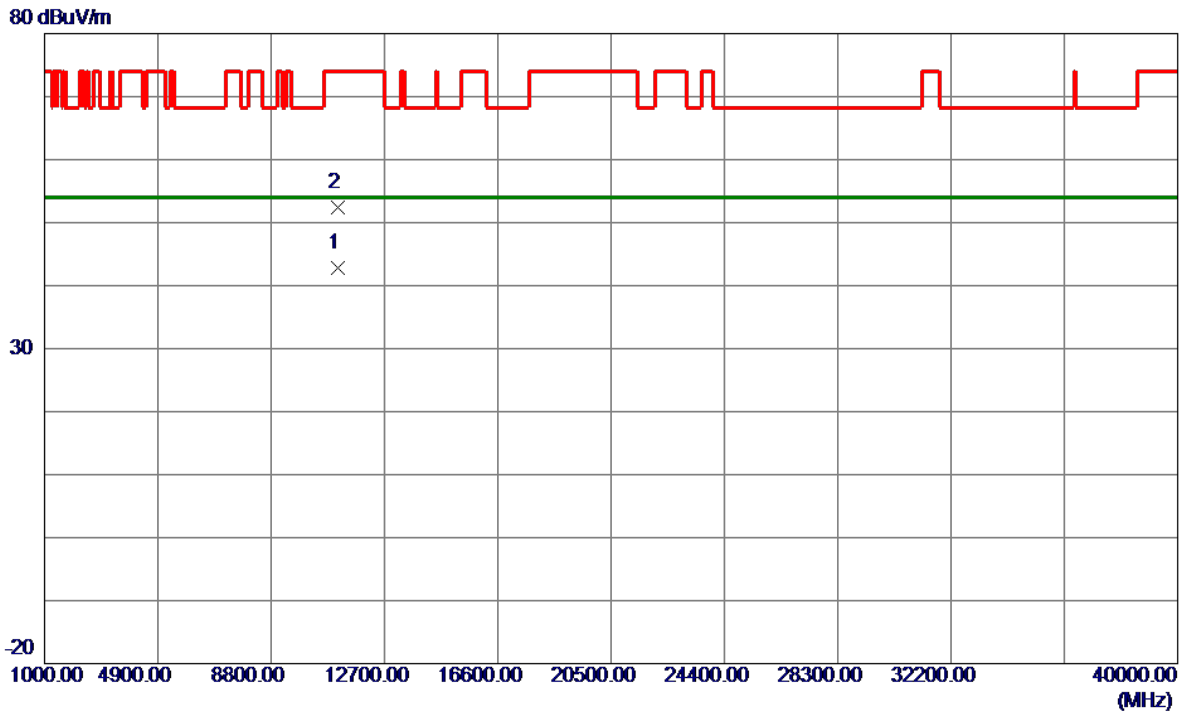


Test Mode	UNII-2C_TX AC(VHT40) Mode 5550 MHz	Polarization	Horizontal
-----------	------------------------------------	--------------	------------

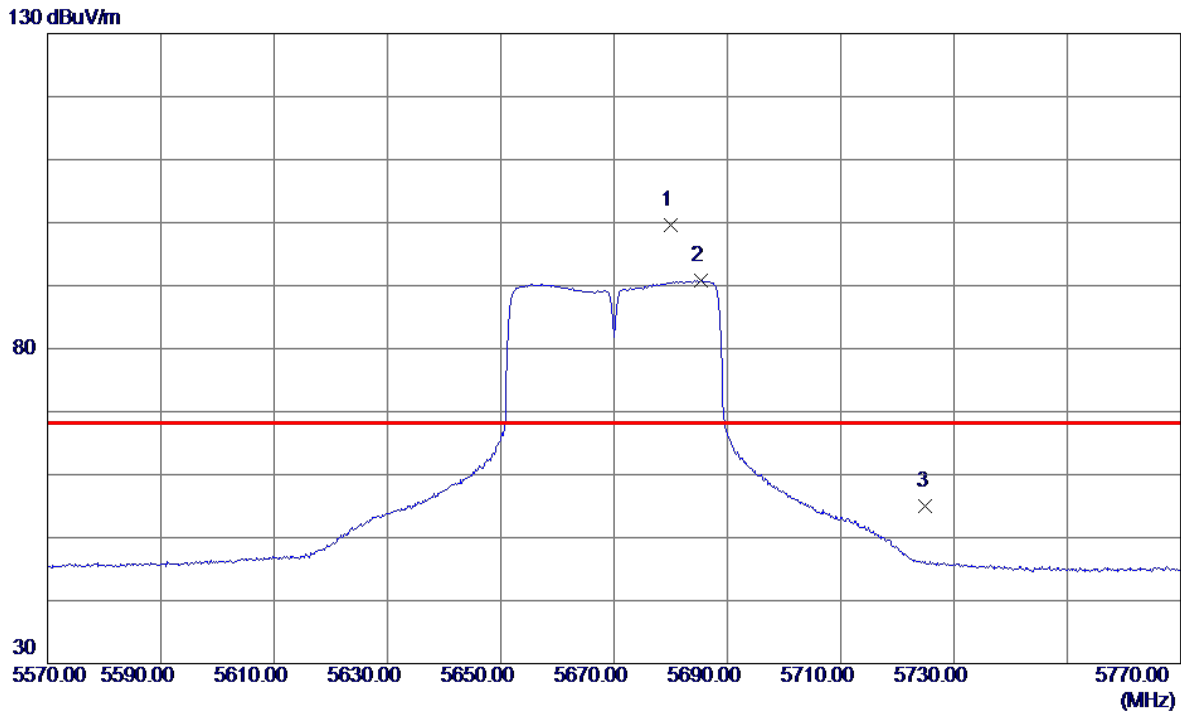


No.	Freq. MHz	Reading Level dBuV/m	Correct Factor dB	Measure ment dBuV/m	Limit dBuV/m	Margin dB	Detector	Comment
1 *	11099.4400	28.85	13.95	42.80	54.00	-11.20	AVG	
2	11105.3200	38.37	13.96	52.33	74.00	-21.67	Peak	

REMARKS:

- (1) Measurement Value = Reading Level + Correct Factor.
- (2) Margin Level = Measurement Value - Limit Value.

Test Mode	UNII-2C_TX AC(VHT40) Mode 5670 MHz	Polarization	Vertical
-----------	------------------------------------	--------------	----------

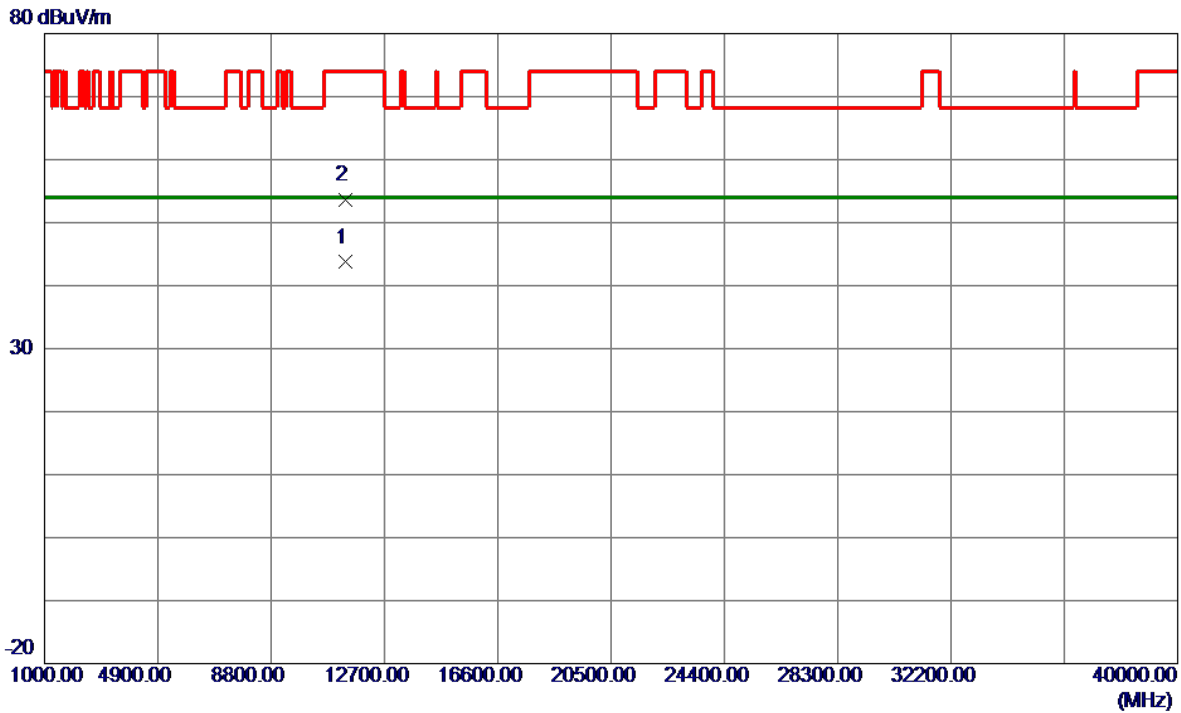


No.	Freq. MHz	Reading Level dBuV/m	Correct Factor dB	Measure ment dBuV/m	Limit dBuV/m	Margin dB	Detector	Comment
1 *	5680.0000	82.82	16.77	99.59	68.20	31.39	Peak	No Limit
2	5685.4000	74.03	16.77	90.80	999.00	-908.20	AVG	No Limit
3	5725.0000	38.23	16.80	55.03	68.20	-13.17	Peak	

REMARKS:

- (1) Measurement Value = Reading Level + Correct Factor.
- (2) Margin Level = Measurement Value - Limit Value.

Test Mode	UNII-2C_TX AC(VHT40) Mode 5670 MHz	Polarization	Vertical
-----------	------------------------------------	--------------	----------

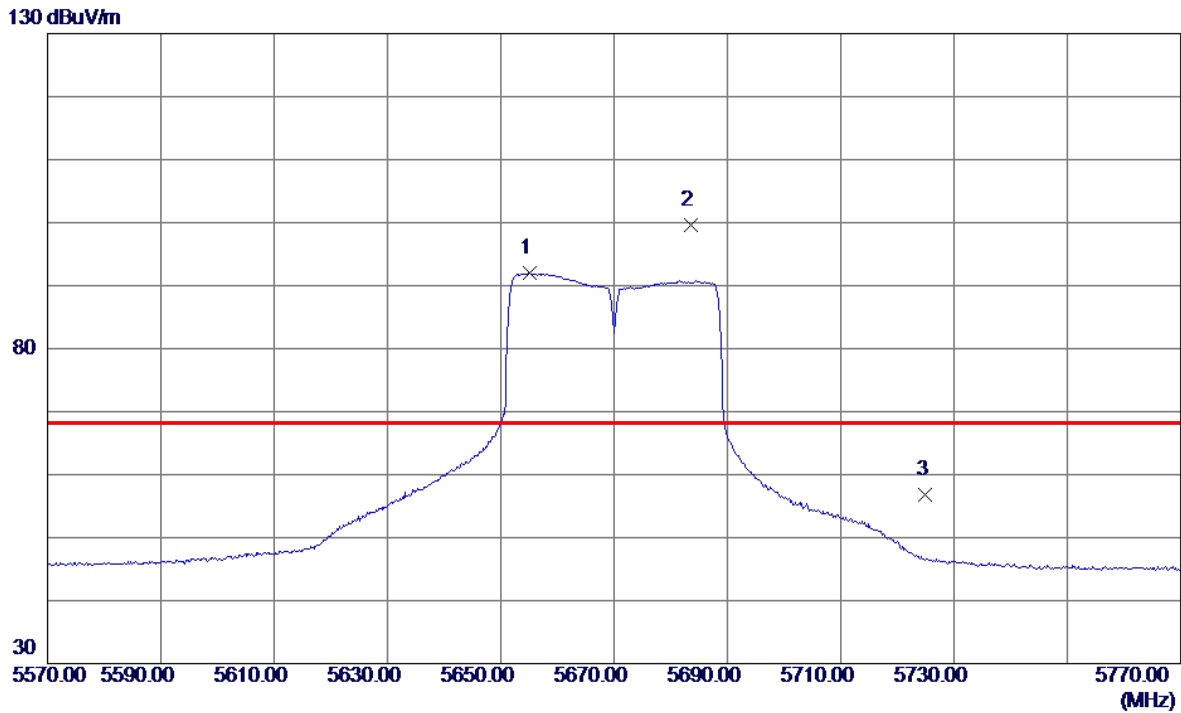


No.	Freq. MHz	Reading Level dBuV/m	Correct Factor dB	Measure ment dBuV/m	Limit dBuV/m	Margin dB	Detector	Comment
1 *	11336.3000	29.33	14.37	43.70	54.00	-10.30	AVG	
2	11339.8000	39.23	14.37	53.60	74.00	-20.40	Peak	

REMARKS:

- (1) Measurement Value = Reading Level + Correct Factor.
- (2) Margin Level = Measurement Value - Limit Value.

Test Mode	UNII-2C_TX AC(VHT40) Mode 5670 MHz	Polarization	Horizontal
-----------	------------------------------------	--------------	------------

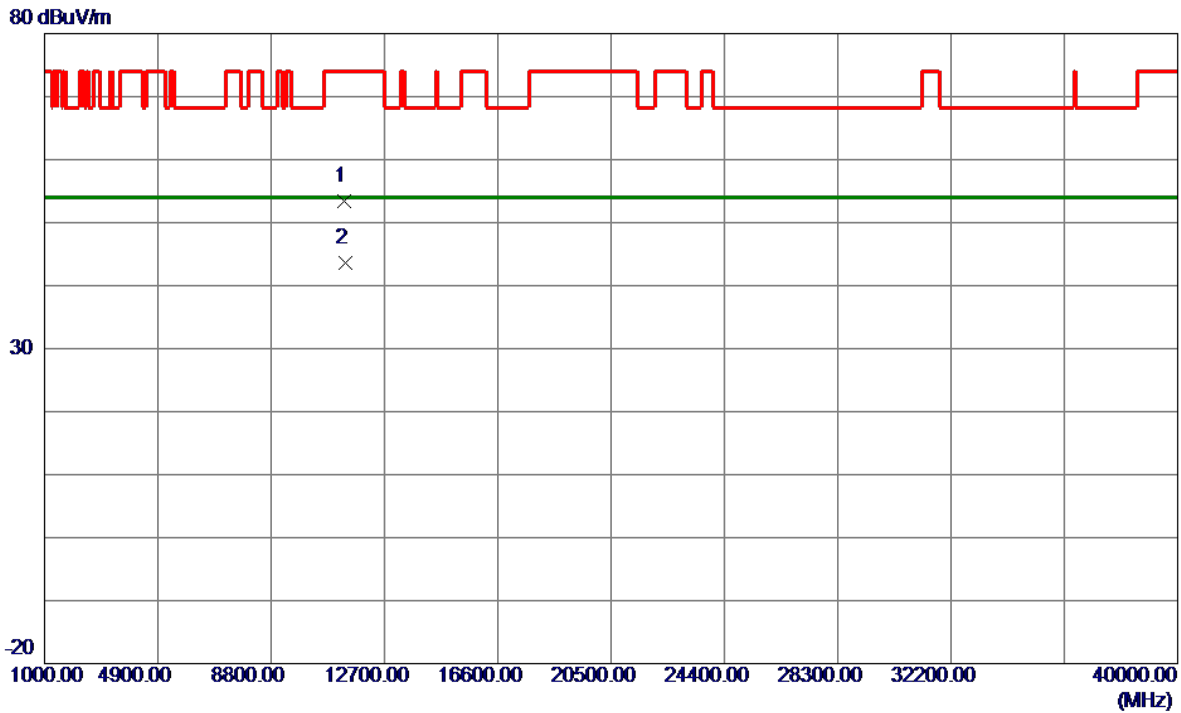


No.	Freq. MHz	Reading Level dBuV/m	Correct Factor dB	Measure ment dBuV/m	Limit dBuV/m	Margin dB	Detector	Comment
1	5655.2000	75.15	16.76	91.91	999.00	-907.09	AVG	No Limit
2 *	5683.6000	82.83	16.77	99.60	68.20	31.40	Peak	No Limit
3	5725.0000	40.08	16.80	56.88	68.20	-11.32	Peak	

REMARKS:

- (1) Measurement Value = Reading Level + Correct Factor.
- (2) Margin Level = Measurement Value - Limit Value.

Test Mode	UNII-2C_TX AC(VHT40) Mode 5670 MHz	Polarization	Horizontal
-----------	------------------------------------	--------------	------------

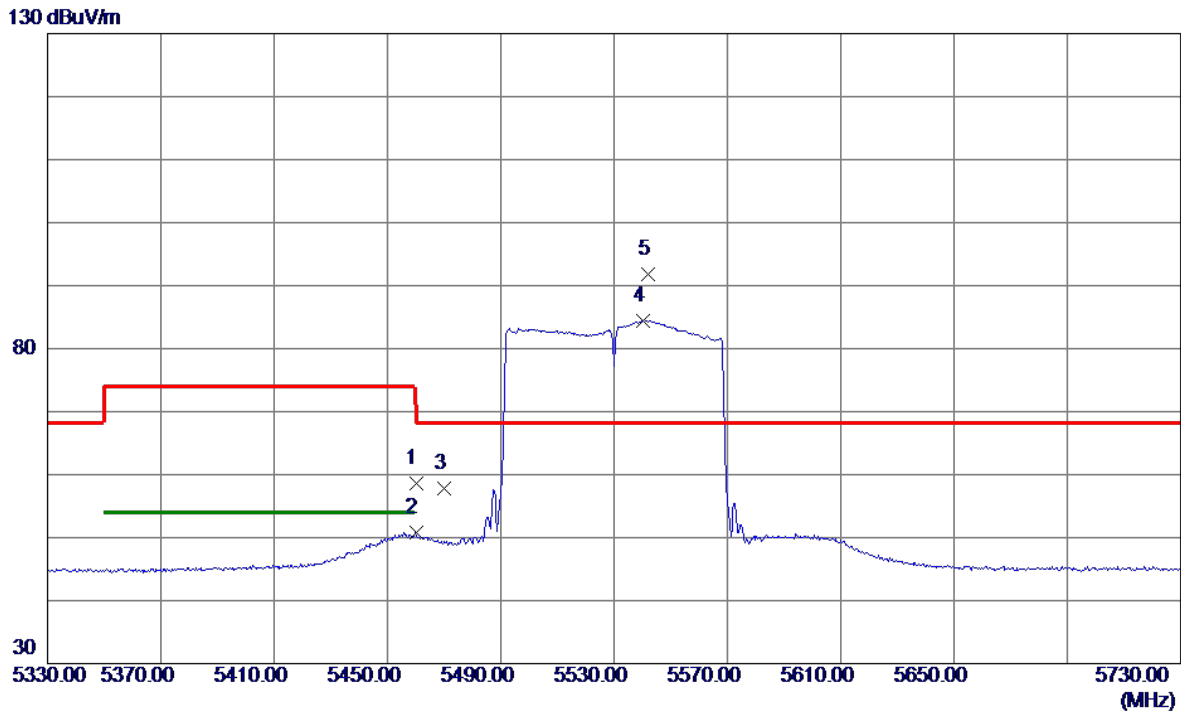


No.	Freq. MHz	Reading Level dBuV/m	Correct Factor dB	Measure ment dBuV/m	Limit dBuV/m	Margin dB	Detector	Comment
1	11331.1200	39.11	14.36	53.47	74.00	-20.53	Peak	
2 *	11340.2800	29.17	14.38	43.55	54.00	-10.45	AVG	

REMARKS:

- (1) Measurement Value = Reading Level + Correct Factor.
- (2) Margin Level = Measurement Value - Limit Value.

Test Mode	UNII-2C_TX AC(VHT80) Mode 5530 MHz	Polarization	Vertical
-----------	------------------------------------	--------------	----------

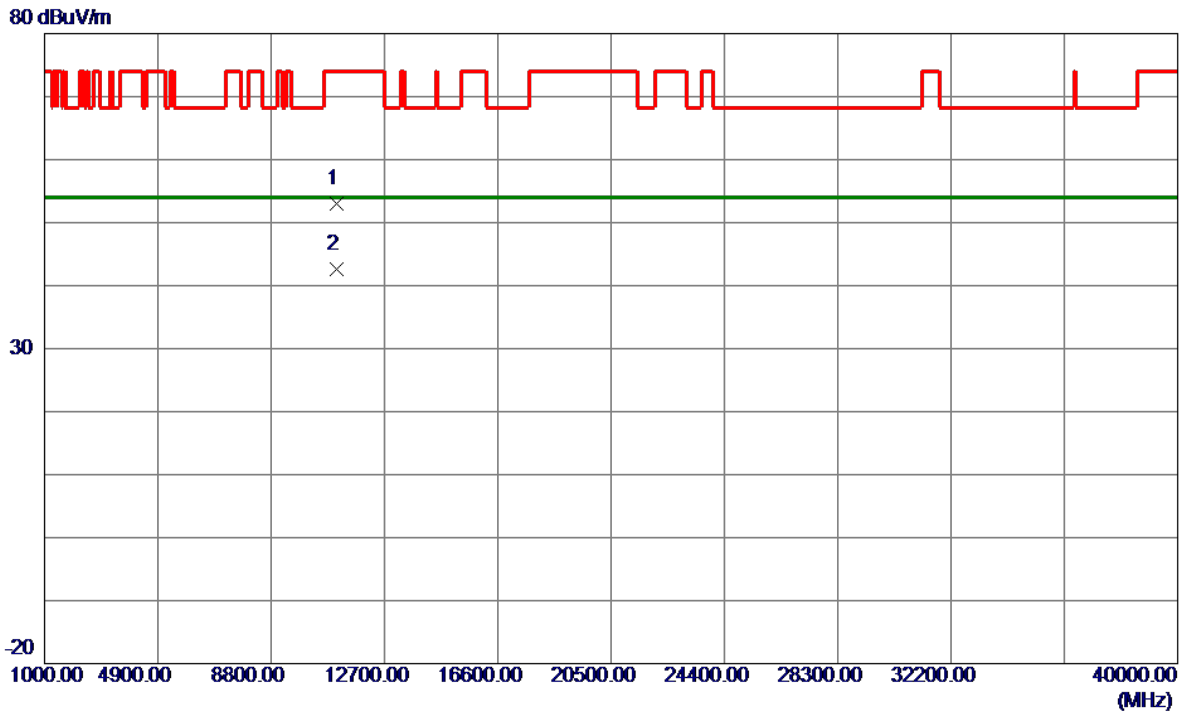


No.	Freq. MHz	Reading Level dBuV/m	Correct Factor dB	Measure ment dBuV/m	Limit dBuV/m	Margin dB	Detector	Comment
1	5460.0000	42.04	16.62	58.66	74.00	-15.34	Peak	
2	5460.0000	34.12	16.62	50.74	54.00	-3.26	AVG	
3	5470.0000	41.18	16.63	57.81	68.20	-10.39	Peak	
4	5540.4000	67.75	16.69	84.44	999.00	-914.56	AVG	No Limit
5 *	5542.0000	75.20	16.69	91.89	68.20	23.69	Peak	No Limit

REMARKS:

- (1) Measurement Value = Reading Level + Correct Factor.
- (2) Margin Level = Measurement Value - Limit Value.

Test Mode	UNII-2C_TX AC(VHT80) Mode 5530 MHz	Polarization	Vertical
-----------	------------------------------------	--------------	----------

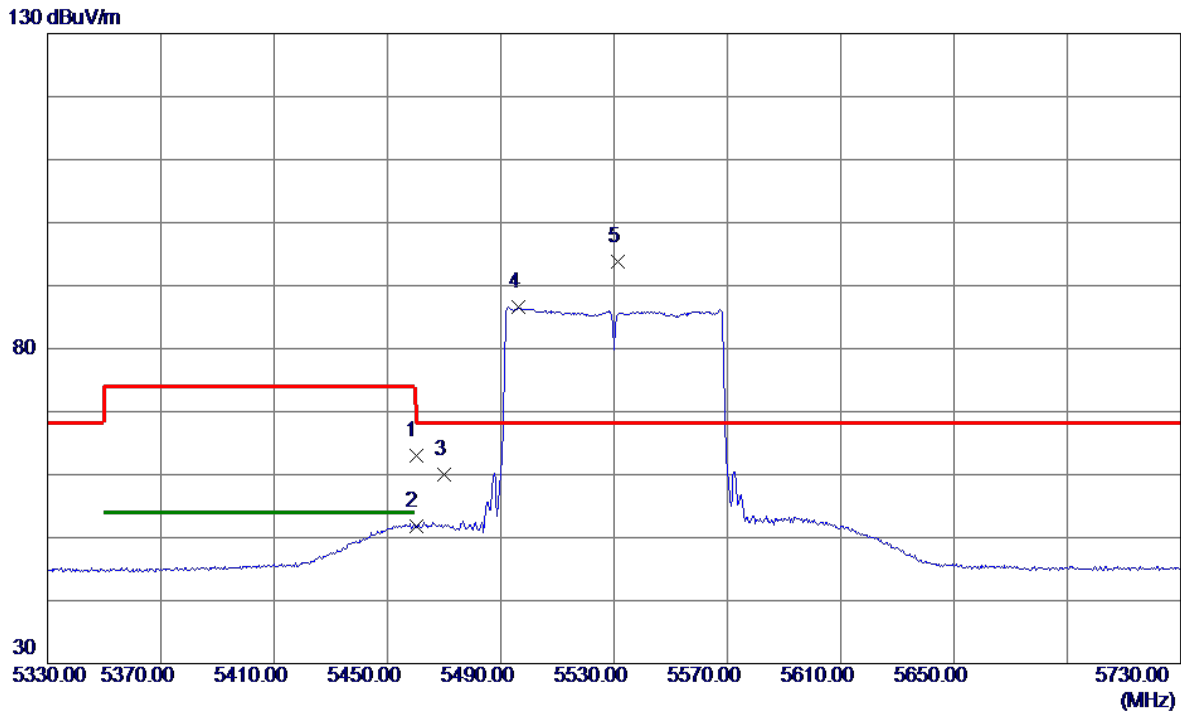


No.	Freq. MHz	Reading Level dBuV/m	Correct Factor dB	Measure ment dBuV/m	Limit dBuV/m	Margin dB	Detector	Comment
1	11057.7800	39.16	13.88	53.04	74.00	-20.96	Peak	
2 *	11060.2400	28.65	13.89	42.54	54.00	-11.46	AVG	

REMARKS:

- (1) Measurement Value = Reading Level + Correct Factor.
- (2) Margin Level = Measurement Value - Limit Value.

Test Mode	UNII-2C_TX AC(VHT80) Mode 5530 MHz	Polarization	Horizontal
-----------	------------------------------------	--------------	------------

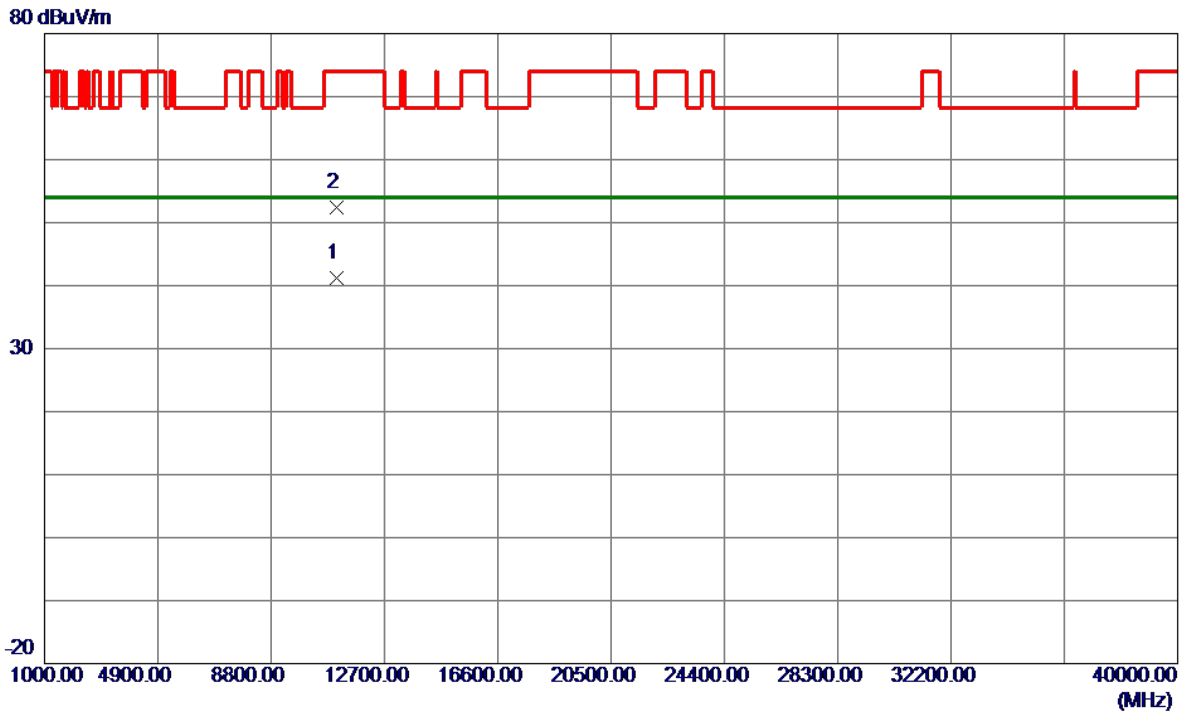


No.	Freq. MHz	Reading Level dBuV/m	Correct Factor dB	Measure ment dBuV/m	Limit dBuV/m	Margin dB	Detector	Comment
1	5460.0000	46.40	16.62	63.02	74.00	-10.98	Peak	
2	5460.0000	35.17	16.62	51.79	54.00	-2.21	AVG	
3	5470.0000	43.39	16.63	60.02	68.20	-8.18	Peak	
4	5496.4000	69.94	16.66	86.60	999.00	-912.40	AVG	No Limit
5 *	5531.2000	77.16	16.68	93.84	68.20	25.64	Peak	No Limit

REMARKS:

- (1) Measurement Value = Reading Level + Correct Factor.
- (2) Margin Level = Measurement Value - Limit Value.

Test Mode	UNII-2C_TX AC(VHT80) Mode 5530 MHz	Polarization	Horizontal
-----------	------------------------------------	--------------	------------

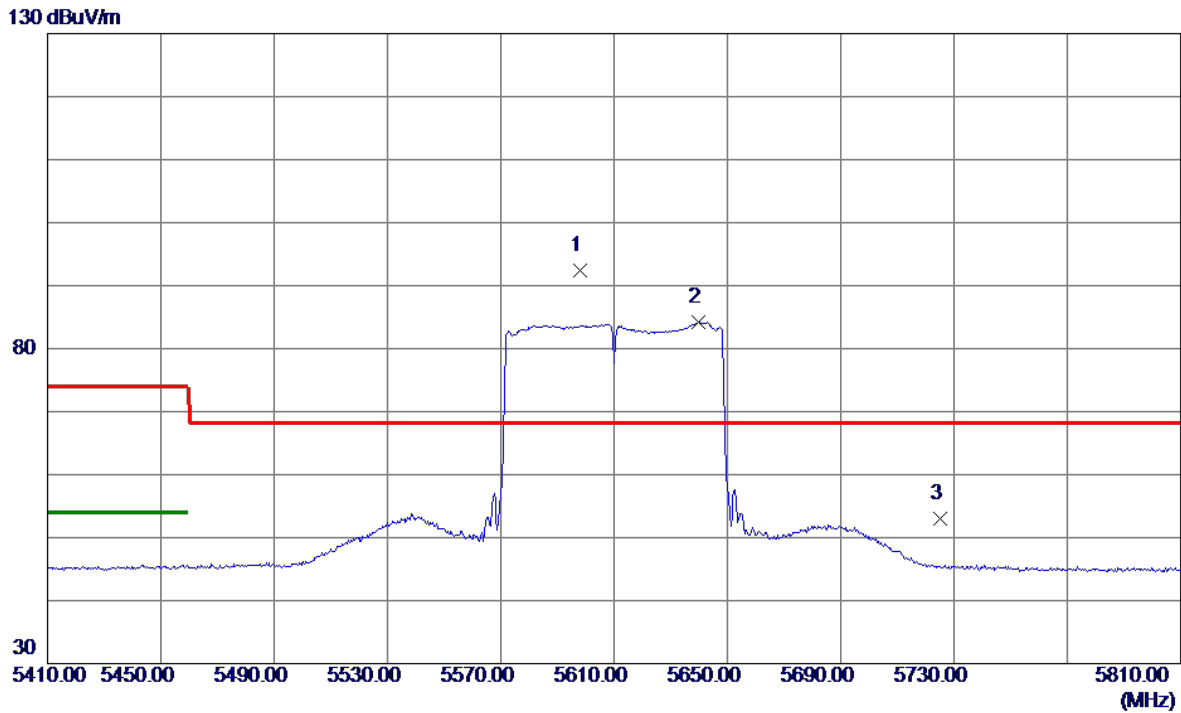


No.	Freq. MHz	Reading Level dBuV/m	Correct Factor dB	Measure ment dBuV/m	Limit dBuV/m	Margin dB	Detector	Comment
1 *	11065.3700	27.39	13.89	41.28	54.00	-12.72	AVG	
2	11072.6000	38.42	13.91	52.33	74.00	-21.67	Peak	

REMARKS:

- (1) Measurement Value = Reading Level + Correct Factor.
- (2) Margin Level = Measurement Value - Limit Value.

Test Mode	UNII-2C_TX AC(VHT80) Mode 5610 MHz	Polarization	Vertical
-----------	------------------------------------	--------------	----------

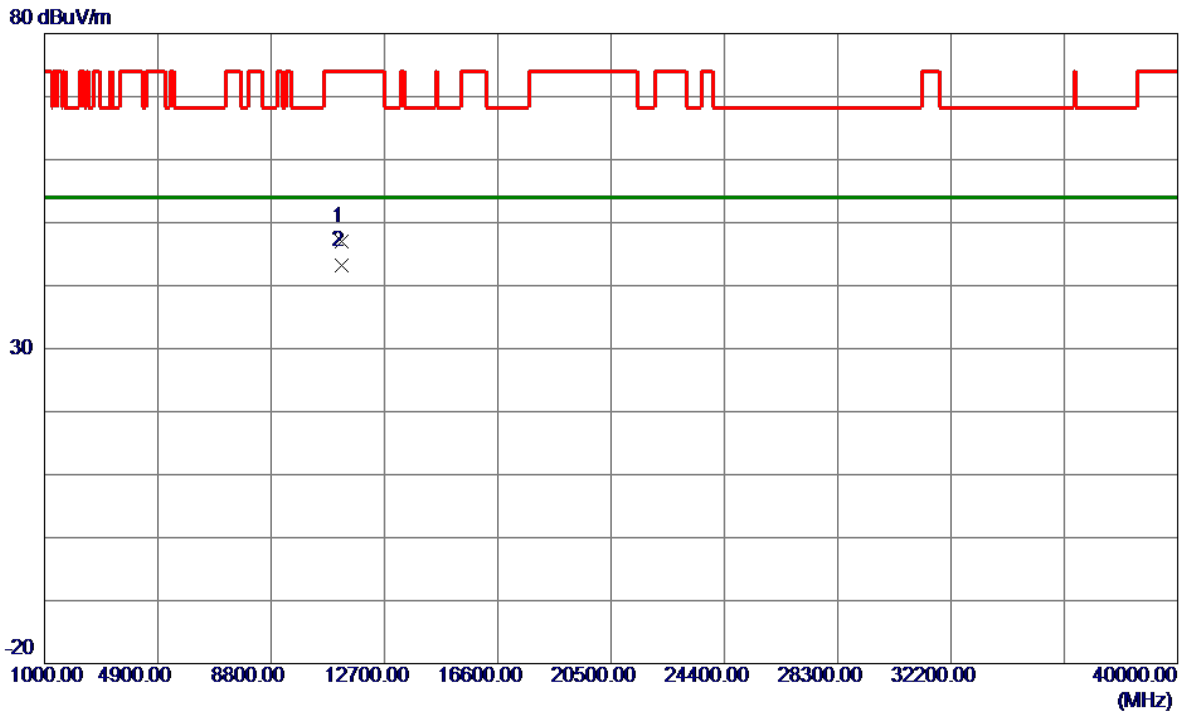


No.	Freq. MHz	Reading Level dBuV/m	Correct Factor dB	Measure ment dBuV/m	Limit dBuV/m	Margin dB	Detector	Comment
1 *	5598.0000	75.68	16.72	92.40	68.20	24.20	Peak	No Limit
2	5639.6000	67.42	16.75	84.17	999.00	-914.83	AVG	No Limit
3	5725.0000	36.20	16.80	53.00	68.20	-15.20	Peak	

REMARKS:

- (1) Measurement Value = Reading Level + Correct Factor.
- (2) Margin Level = Measurement Value - Limit Value.

Test Mode	UNII-2C_TX AC(VHT80) Mode 5610 MHz	Polarization	Vertical
-----------	------------------------------------	--------------	----------

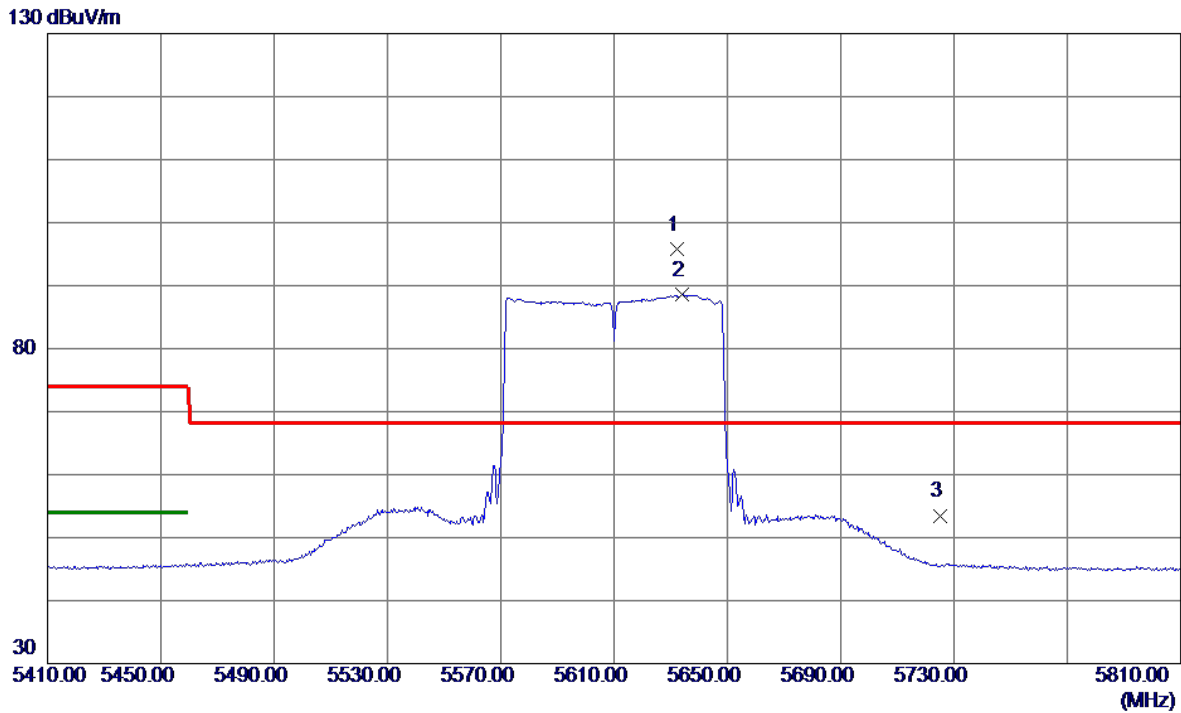


No.	Freq. MHz	Reading Level dBuV/m	Correct Factor dB	Measure ment dBuV/m	Limit dBuV/m	Margin dB	Detector	Comment
1	11220.4500	32.78	14.17	46.95	74.00	-27.05	Peak	
2 *	11220.5400	29.07	14.17	43.24	54.00	-10.76	AVG	

REMARKS:

- (1) Measurement Value = Reading Level + Correct Factor.
- (2) Margin Level = Measurement Value - Limit Value.

Test Mode	UNII-2C_TX AC(VHT80) Mode 5610 MHz	Polarization	Horizontal
-----------	------------------------------------	--------------	------------

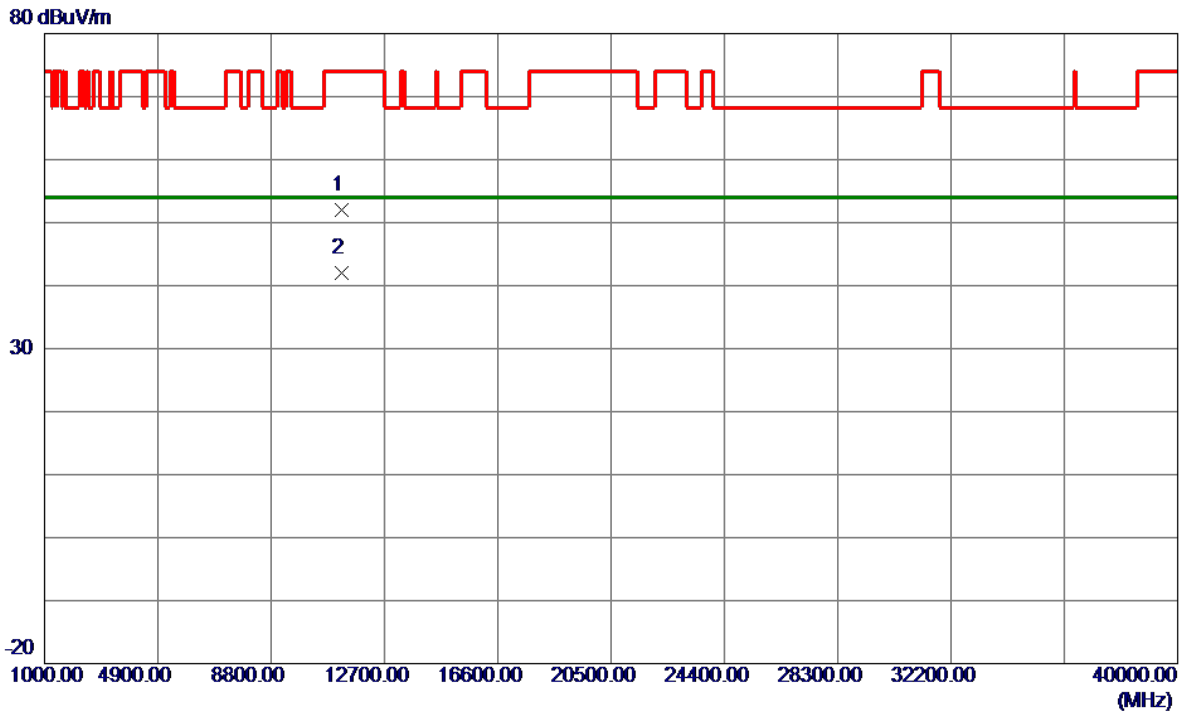


No.	Freq. MHz	Reading Level dBuV/m	Correct Factor dB	Measure ment dBuV/m	Limit dBuV/m	Margin dB	Detector	Comment
1 *	5632.4000	78.96	16.74	95.70	68.20	27.50	Peak	No Limit
2	5634.0000	71.76	16.74	88.50	999.00	-910.50	AVG	No Limit
3	5725.0000	36.64	16.80	53.44	68.20	-14.76	Peak	

REMARKS:

- (1) Measurement Value = Reading Level + Correct Factor.
- (2) Margin Level = Measurement Value - Limit Value.

Test Mode	UNII-2C_TX AC(VHT80) Mode 5610 MHz	Polarization	Horizontal
-----------	------------------------------------	--------------	------------

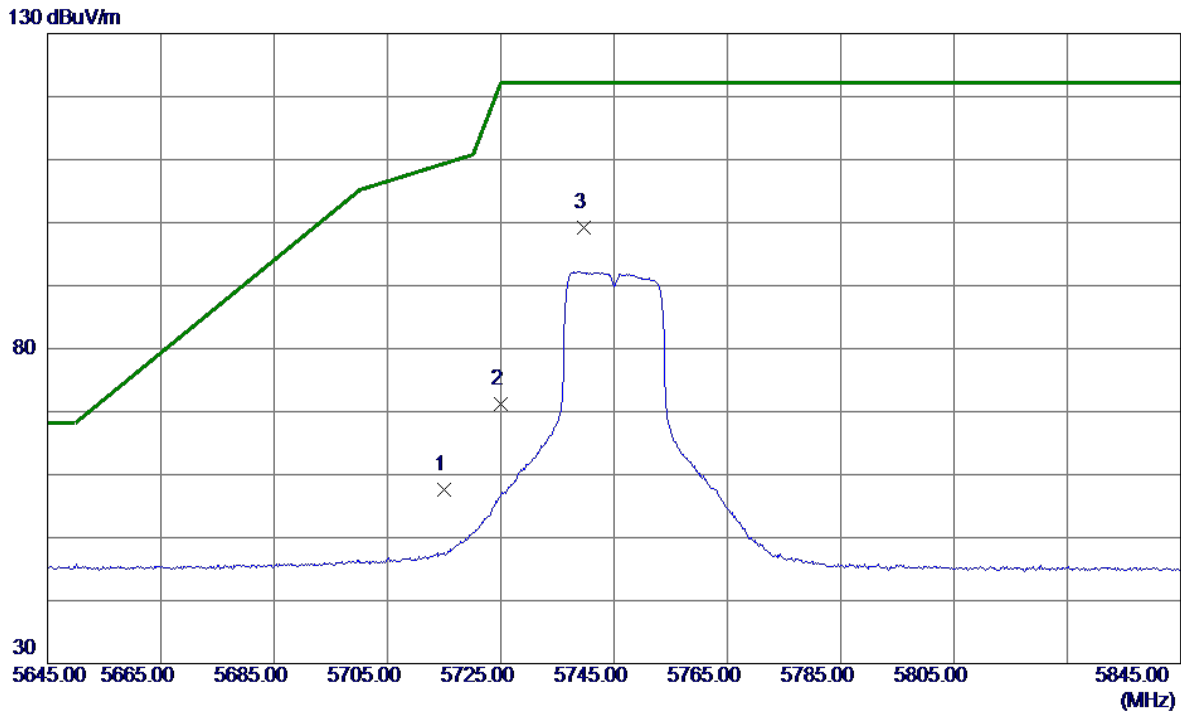


No.	Freq. MHz	Reading Level dBuV/m	Correct Factor dB	Measure ment dBuV/m	Limit dBuV/m	Margin dB	Detector	Comment
1	11216.1600	37.83	14.16	51.99	74.00	-22.01	Peak	
2 *	11219.8000	27.77	14.16	41.93	54.00	-12.07	AVG	

REMARKS:

- (1) Measurement Value = Reading Level + Correct Factor.
- (2) Margin Level = Measurement Value - Limit Value.

Test Mode	UNII-3_TX A Mode 5745 MHz	Polarization	Vertical
-----------	---------------------------	--------------	----------

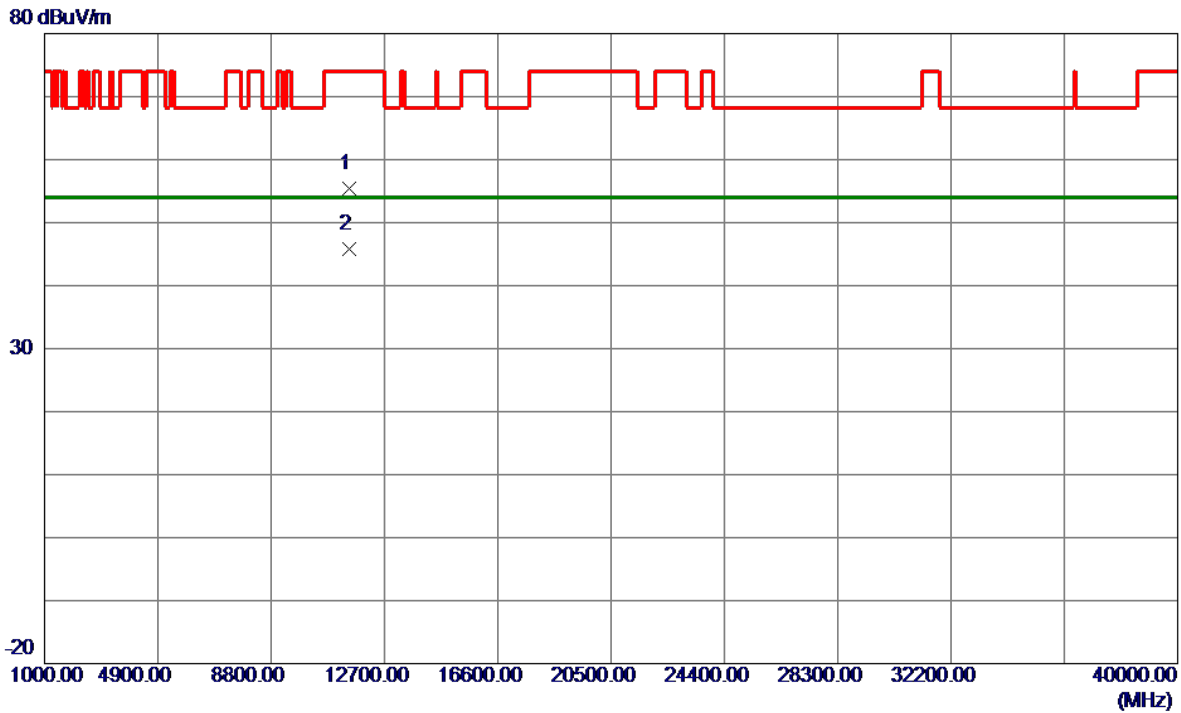


No.	Freq. MHz	Reading Level dBuV/m	Correct Factor dB	Measure ment dBuV/m	Limit dBuV/m	Margin dB	Detector	Comment
1	5715.0000	40.74	16.79	57.53	109.40	-51.87	Peak	
2	5725.0000	54.31	16.80	71.11	122.20	-51.09	Peak	
3 *	5739.6000	82.43	16.81	99.24	122.20	-22.96	Peak	No Limit

REMARKS:

- (1) Measurement Value = Reading Level + Correct Factor.
- (2) Margin Level = Measurement Value - Limit Value.

Test Mode	UNII-3_TX A Mode 5745 MHz	Polarization	Vertical
-----------	---------------------------	--------------	----------

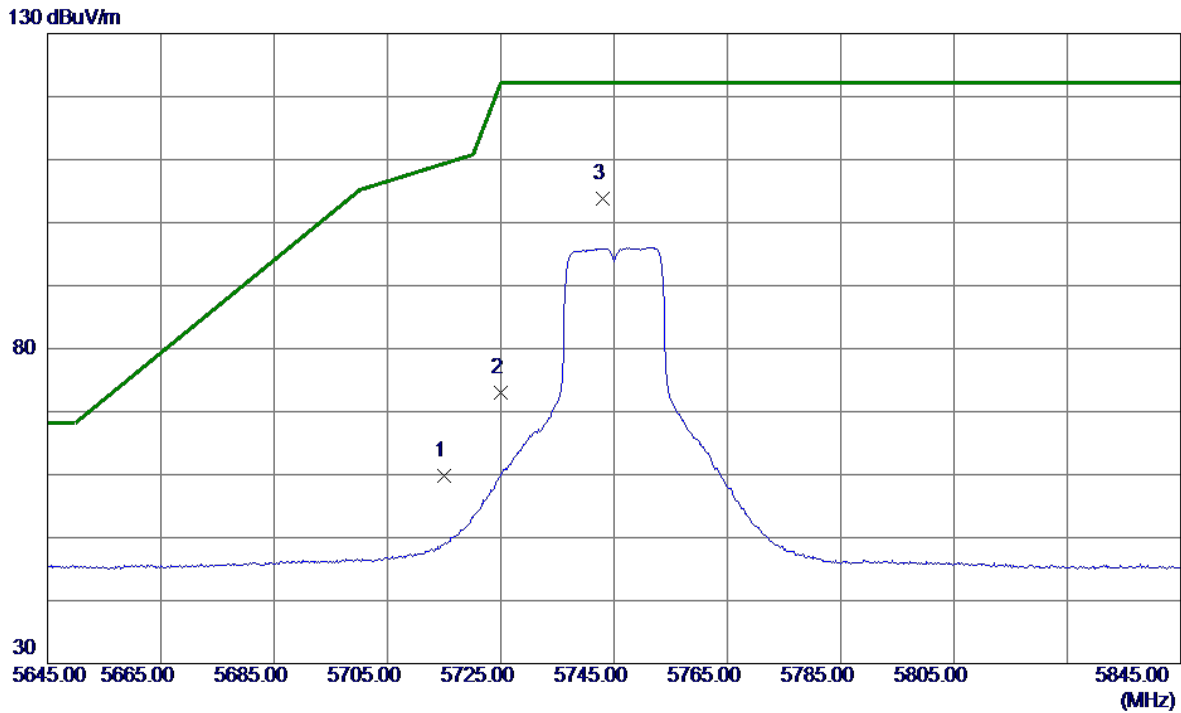


No.	Freq. MHz	Reading Level dBuV/m	Correct Factor dB	Measure ment dBuV/m	Limit dBuV/m	Margin dB	Detector	Comment
1	11489.1600	40.79	14.64	55.43	74.00	-18.57	Peak	
2 *	11490.3000	31.13	14.64	45.77	54.00	-8.23	AVG	

REMARKS:

- (1) Measurement Value = Reading Level + Correct Factor.
- (2) Margin Level = Measurement Value - Limit Value.

Test Mode	UNII-3_TX A Mode 5745 MHz	Polarization	Horizontal
-----------	---------------------------	--------------	------------

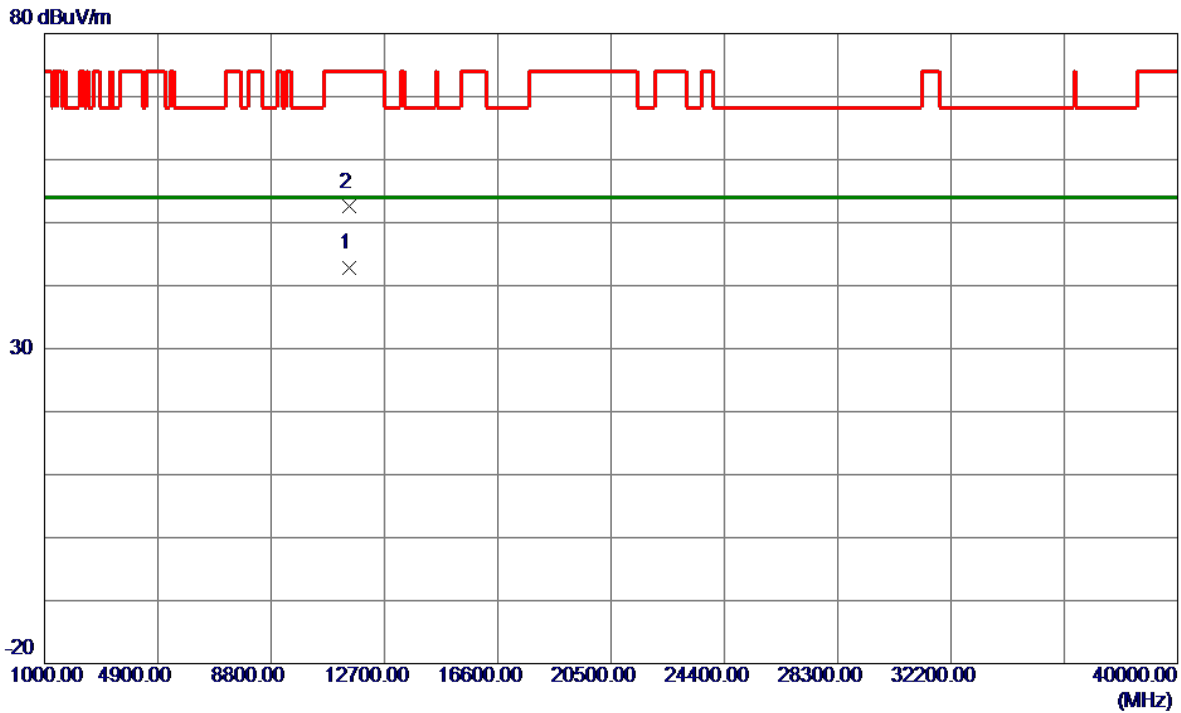


No.	Freq. MHz	Reading Level dBuV/m	Correct Factor dB	Measure ment dBuV/m	Limit dBuV/m	Margin dB	Detector	Comment
1	5715.0000	42.92	16.79	59.71	109.40	-49.69	Peak	
2	5725.0000	56.17	16.80	72.97	122.20	-49.23	Peak	
3 *	5743.0000	86.92	16.81	103.73	122.20	-18.47	Peak	No Limit

REMARKS:

- (1) Measurement Value = Reading Level + Correct Factor.
- (2) Margin Level = Measurement Value - Limit Value.

Test Mode	UNII-3_TX A Mode 5745 MHz	Polarization	Horizontal
-----------	---------------------------	--------------	------------

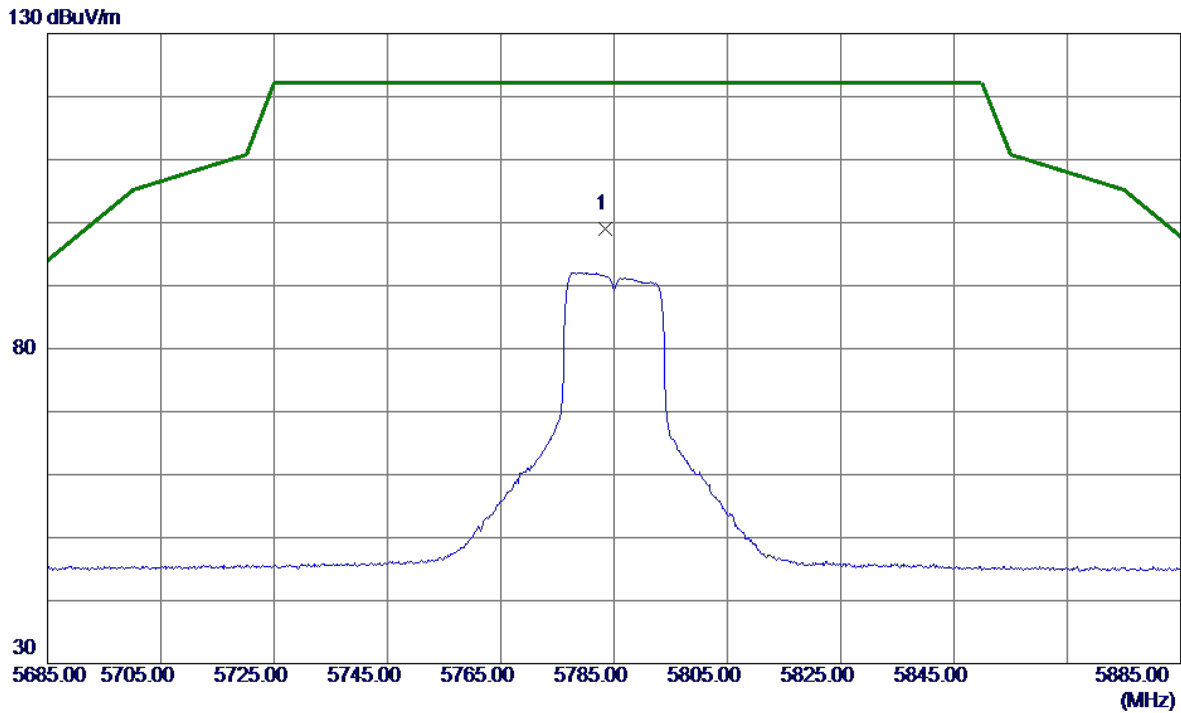


No.	Freq. MHz	Reading Level dBuV/m	Correct Factor dB	Measure ment dBuV/m	Limit dBuV/m	Margin dB	Detector	Comment
1 *	11490.1200	28.19	14.64	42.83	54.00	-11.17	AVG	
2	11494.5400	37.85	14.65	52.50	74.00	-21.50	Peak	

REMARKS:

- (1) Measurement Value = Reading Level + Correct Factor.
- (2) Margin Level = Measurement Value - Limit Value.

Test Mode	UNII-3_TX A Mode 5785 MHz	Polarization	Vertical
-----------	---------------------------	--------------	----------

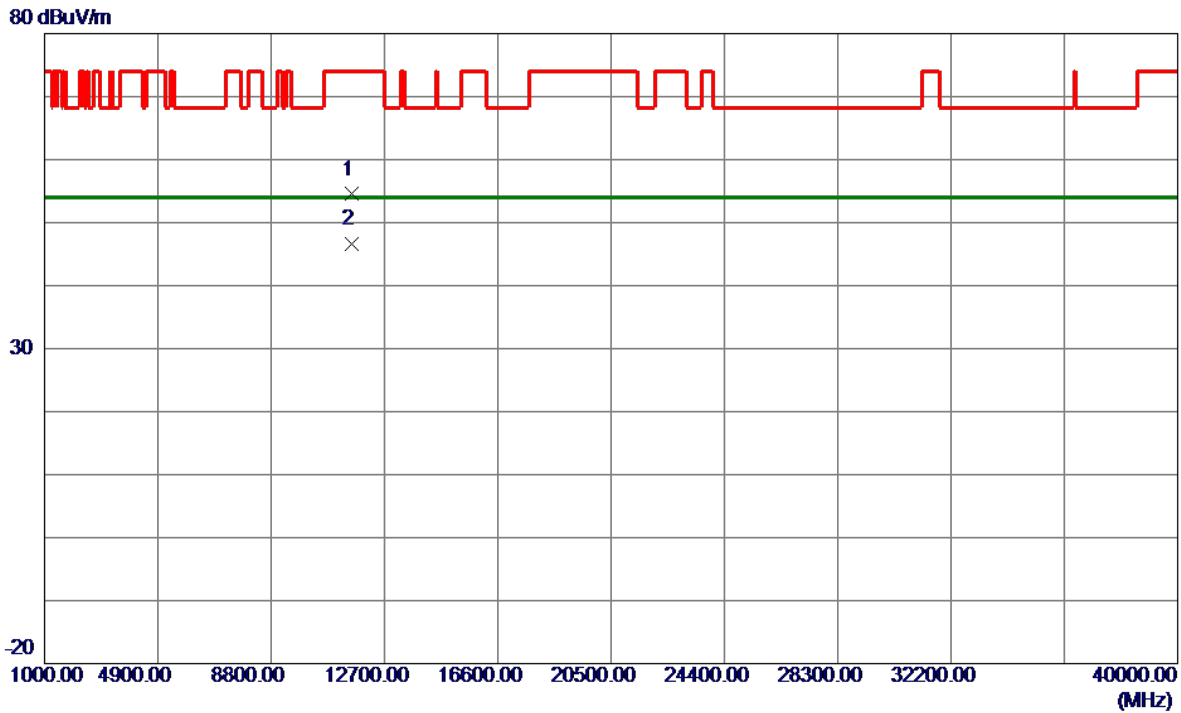


No.	Freq. MHz	Reading Level dBuV/m	Correct Factor dB	Measure ment dBuV/m	Limit dBuV/m	Margin dB	Detector	Comment
1 *	5783.4000	82.12	16.83	98.95	122.20	-23.25	Peak	No Limit

REMARKS:

- (1) Measurement Value = Reading Level + Correct Factor.
- (2) Margin Level = Measurement Value - Limit Value.

Test Mode	UNII-3_TX A Mode 5785 MHz	Polarization	Vertical
-----------	---------------------------	--------------	----------

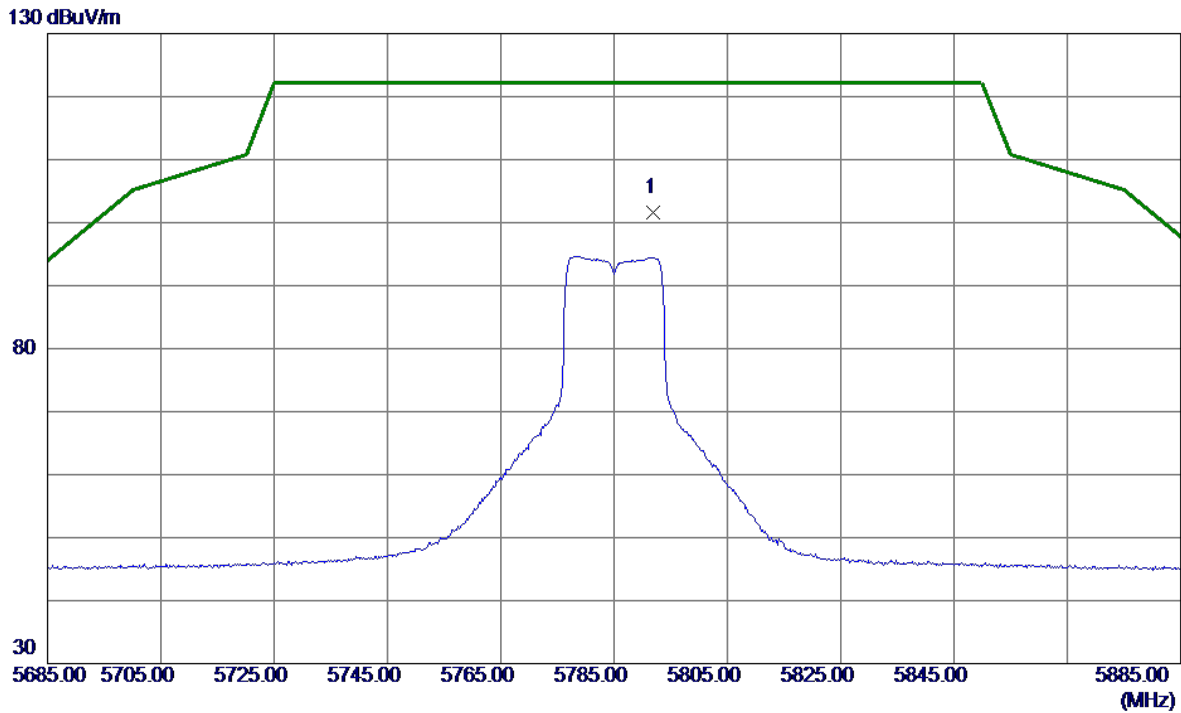


No.	Freq. MHz	Reading Level dBuV/m	Correct Factor dB	Measure ment dBuV/m	Limit dBuV/m	Margin dB	Detector	Comment
1	11569.0599	39.79	14.71	54.50	74.00	-19.50	Peak	
2 *	11570.1200	31.96	14.71	46.67	54.00	-7.33	AVG	

REMARKS:

- (1) Measurement Value = Reading Level + Correct Factor.
- (2) Margin Level = Measurement Value - Limit Value.

Test Mode	UNII-3_TX A Mode 5785 MHz	Polarization	Horizontal
-----------	---------------------------	--------------	------------

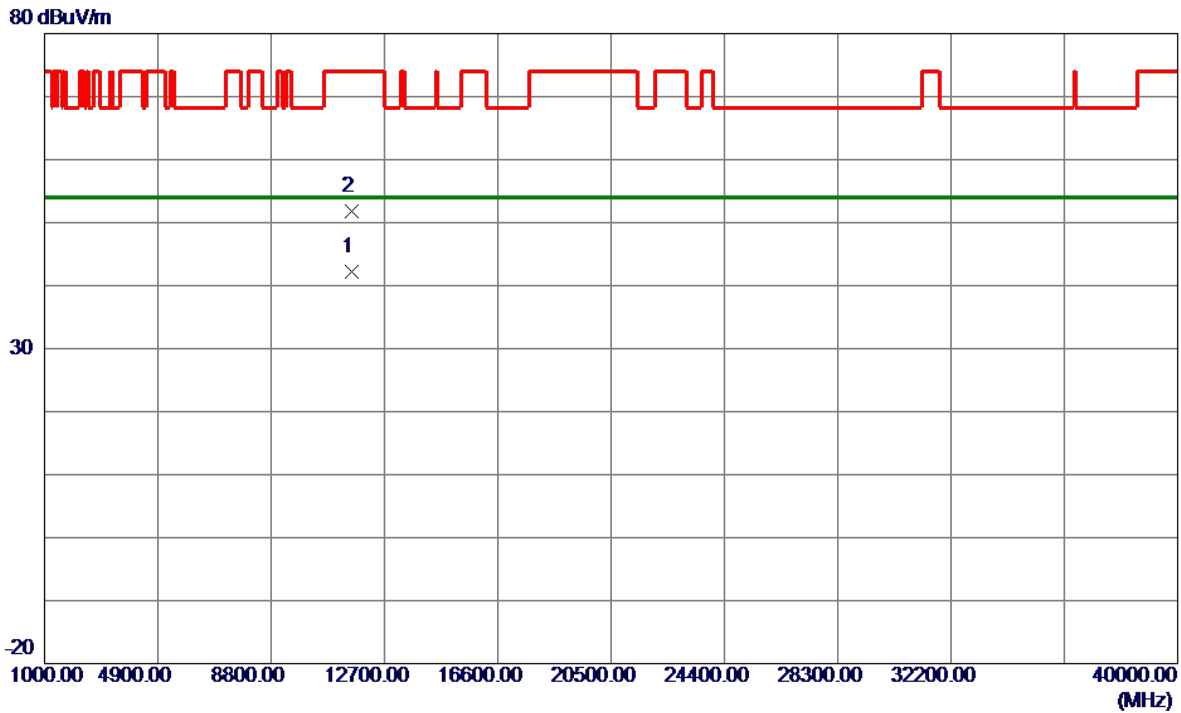


No.	Freq. MHz	Reading Level dBuV/m	Correct Factor dB	Measure ment dBuV/m	Limit dBuV/m	Margin dB	Detector	Comment
1 *	5792.0000	84.67	16.84	101.51	122.20	-20.69	Peak	No Limit

REMARKS:

- (1) Measurement Value = Reading Level + Correct Factor.
- (2) Margin Level = Measurement Value - Limit Value.

Test Mode	UNII-3_TX A Mode 5785 MHz	Polarization	Horizontal
-----------	---------------------------	--------------	------------

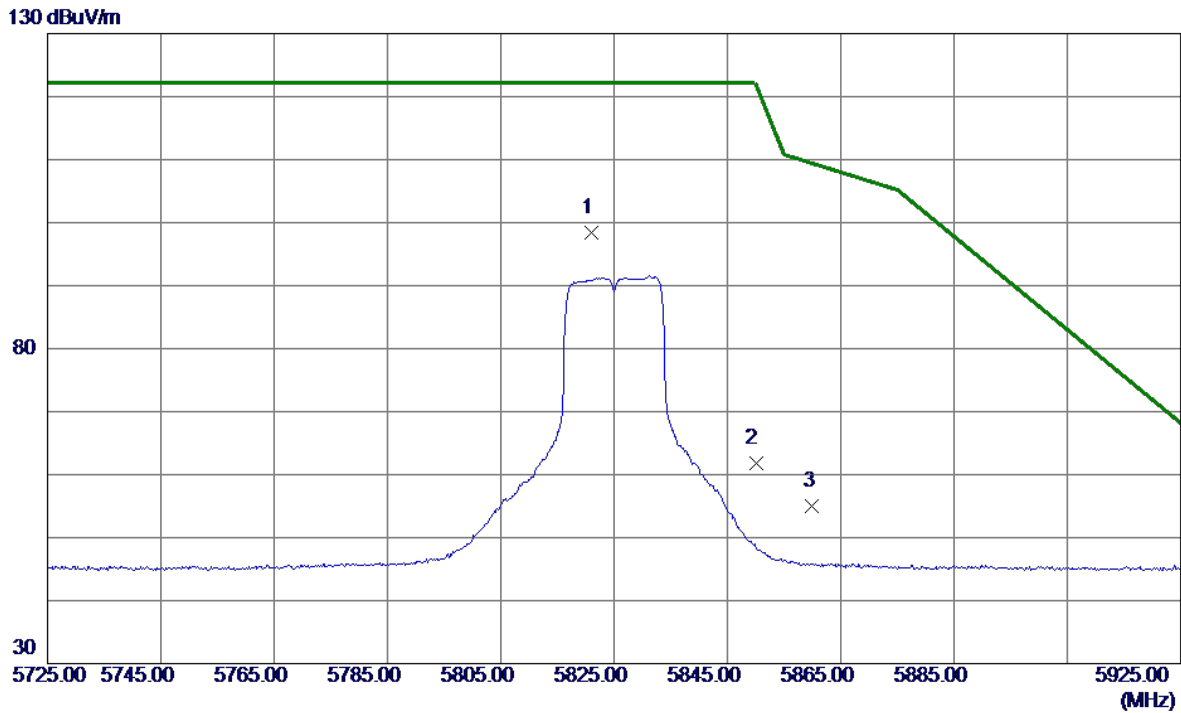


No.	Freq. MHz	Reading Level dBuV/m	Correct Factor dB	Measure ment dBuV/m	Limit dBuV/m	Margin dB	Detector	Comment
1 *	11569.7200	27.58	14.71	42.29	54.00	-11.71	AVG	
2	11576.3400	37.14	14.72	51.86	74.00	-22.14	Peak	

REMARKS:

- (1) Measurement Value = Reading Level + Correct Factor.
- (2) Margin Level = Measurement Value - Limit Value.

Test Mode	UNII-3_TX A Mode 5825 MHz	Polarization	Vertical
-----------	---------------------------	--------------	----------

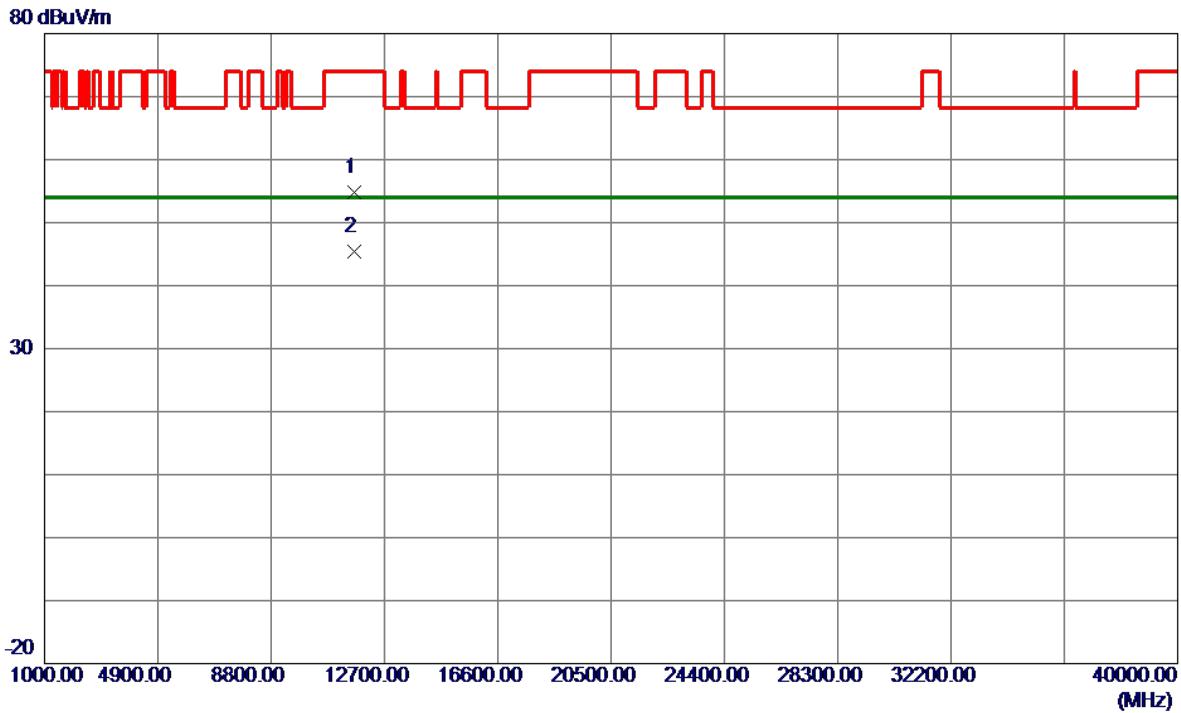


No.	Freq. MHz	Reading Level dBuV/m	Correct Factor dB	Measure ment dBuV/m	Limit dBuV/m	Margin dB	Detector	Comment
1 *	5821.0000	81.46	16.85	98.31	122.20	-23.89	Peak	No Limit
2	5850.0000	45.02	16.87	61.89	122.20	-60.31	Peak	
3	5860.0000	38.06	16.88	54.94	109.40	-54.46	Peak	

REMARKS:

- (1) Measurement Value = Reading Level + Correct Factor.
- (2) Margin Level = Measurement Value - Limit Value.

Test Mode	UNII-3_TX A Mode 5825 MHz	Polarization	Vertical
-----------	---------------------------	--------------	----------

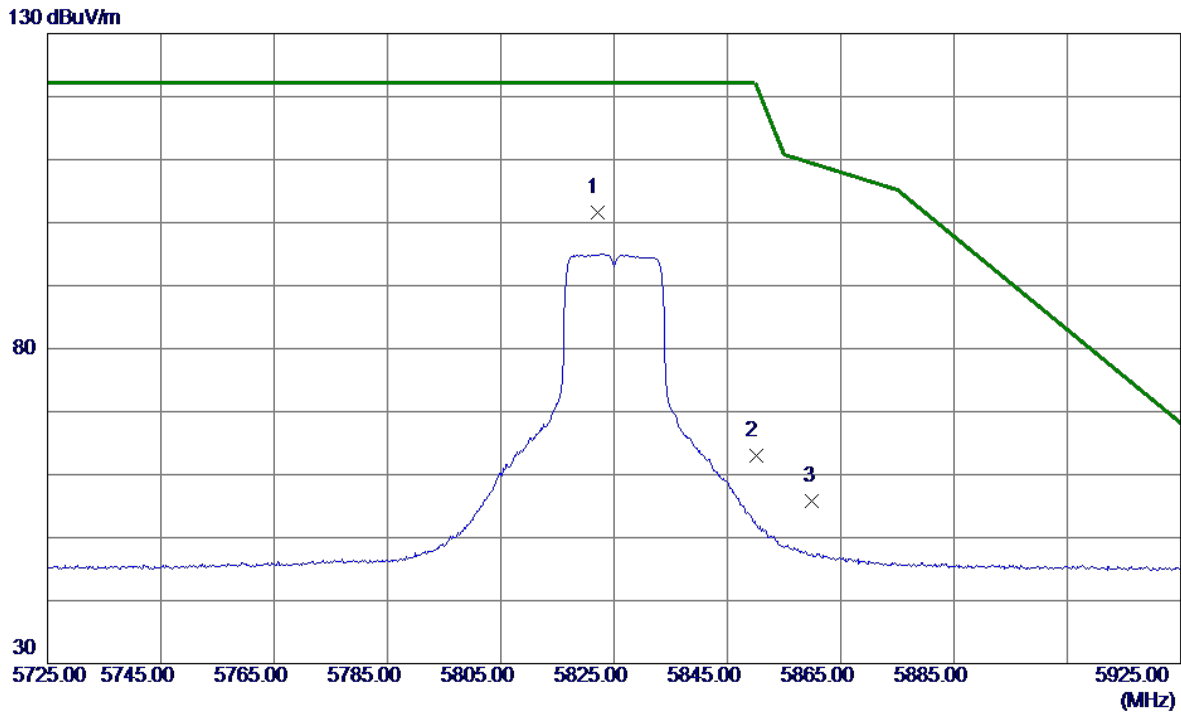


No.	Freq. MHz	Reading Level dBuV/m	Correct Factor dB	Measure ment dBuV/m	Limit dBuV/m	Margin dB	Detector	Comment
1	11649.8400	40.04	14.78	54.82	74.00	-19.18	Peak	
2 *	11649.8400	30.63	14.78	45.41	54.00	-8.59	AVG	

REMARKS:

- (1) Measurement Value = Reading Level + Correct Factor.
- (2) Margin Level = Measurement Value - Limit Value.

Test Mode	UNII-3_TX A Mode 5825 MHz	Polarization	Horizontal
-----------	---------------------------	--------------	------------

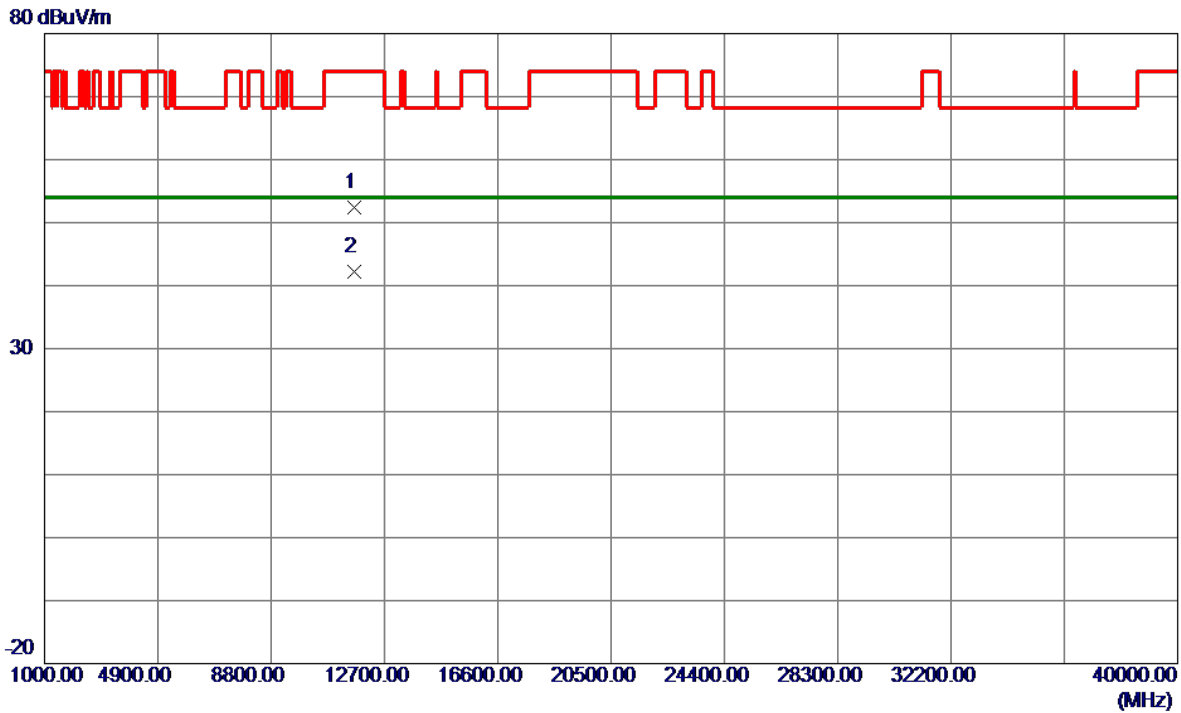


No.	Freq. MHz	Reading Level dBuV/m	Correct Factor dB	Measure ment dBuV/m	Limit dBuV/m	Margin dB	Detector	Comment
1 *	5822.0000	84.69	16.85	101.54	122.20	-20.66	Peak	No Limit
2	5850.0000	46.20	16.87	63.07	122.20	-59.13	Peak	
3	5860.0000	38.91	16.88	55.79	109.40	-53.61	Peak	

REMARKS:

- (1) Measurement Value = Reading Level + Correct Factor.
- (2) Margin Level = Measurement Value - Limit Value.

Test Mode	UNII-3_TX A Mode 5825 MHz	Polarization	Horizontal
-----------	---------------------------	--------------	------------

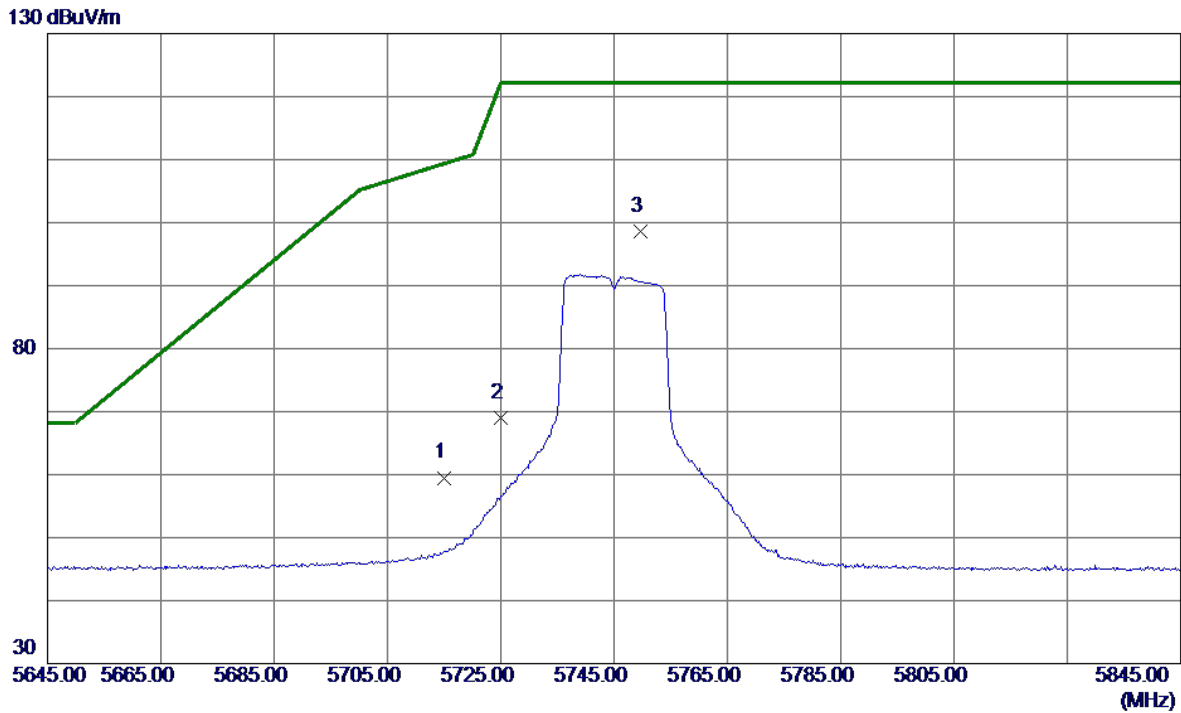


No.	Freq. MHz	Reading Level dBuV/m	Correct Factor dB	Measure ment dBuV/m	Limit dBuV/m	Margin dB	Detector	Comment
1	11642.8800	37.54	14.77	52.31	74.00	-21.69	Peak	
2 *	11654.8200	27.35	14.78	42.13	54.00	-11.87	AVG	

REMARKS:

- (1) Measurement Value = Reading Level + Correct Factor.
- (2) Margin Level = Measurement Value - Limit Value.

Test Mode	UNII-3_TX AC(VHT20) Mode 5745 MHz	Polarization	Vertical
-----------	-----------------------------------	--------------	----------

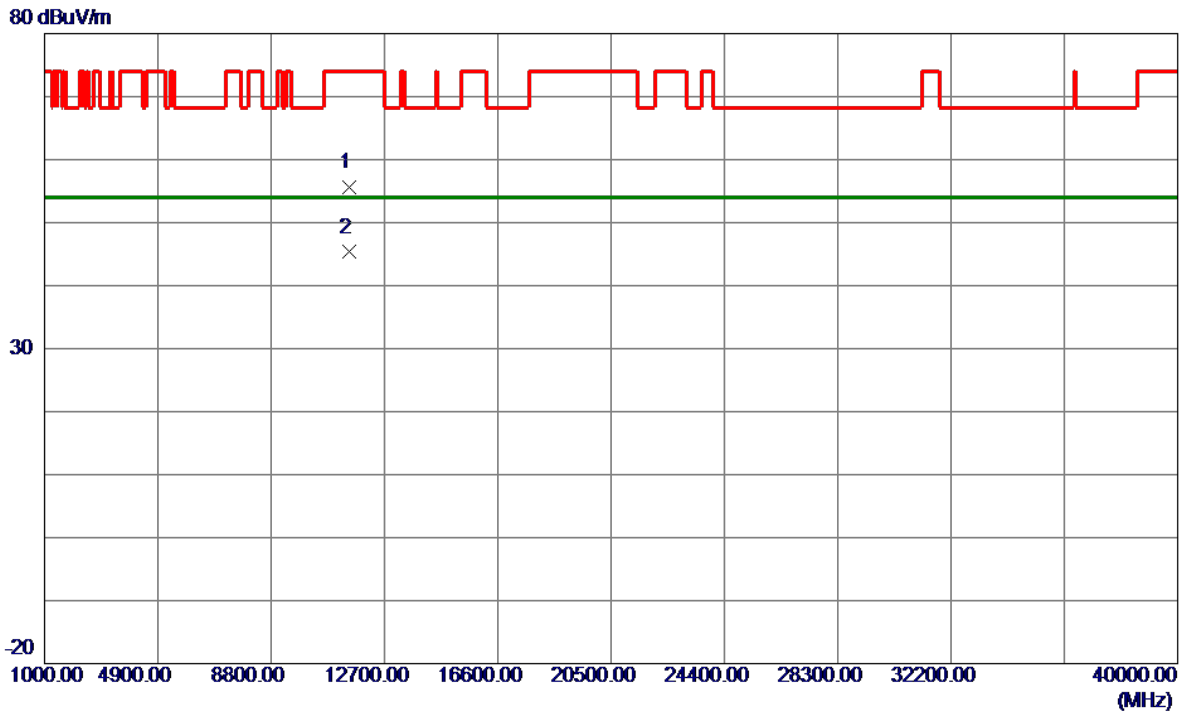


No.	Freq. MHz	Reading Level dBuV/m	Correct Factor dB	Measure ment dBuV/m	Limit dBuV/m	Margin dB	Detector	Comment
1	5715.0000	42.71	16.79	59.50	109.40	-49.90	Peak	
2	5725.0000	52.25	16.80	69.05	122.20	-53.15	Peak	
3 *	5749.6000	81.75	16.81	98.56	122.20	-23.64	Peak	No Limit

REMARKS:

- (1) Measurement Value = Reading Level + Correct Factor.
- (2) Margin Level = Measurement Value - Limit Value.

Test Mode	UNII-3_TX AC(VHT20) Mode 5745 MHz	Polarization	Vertical
-----------	-----------------------------------	--------------	----------

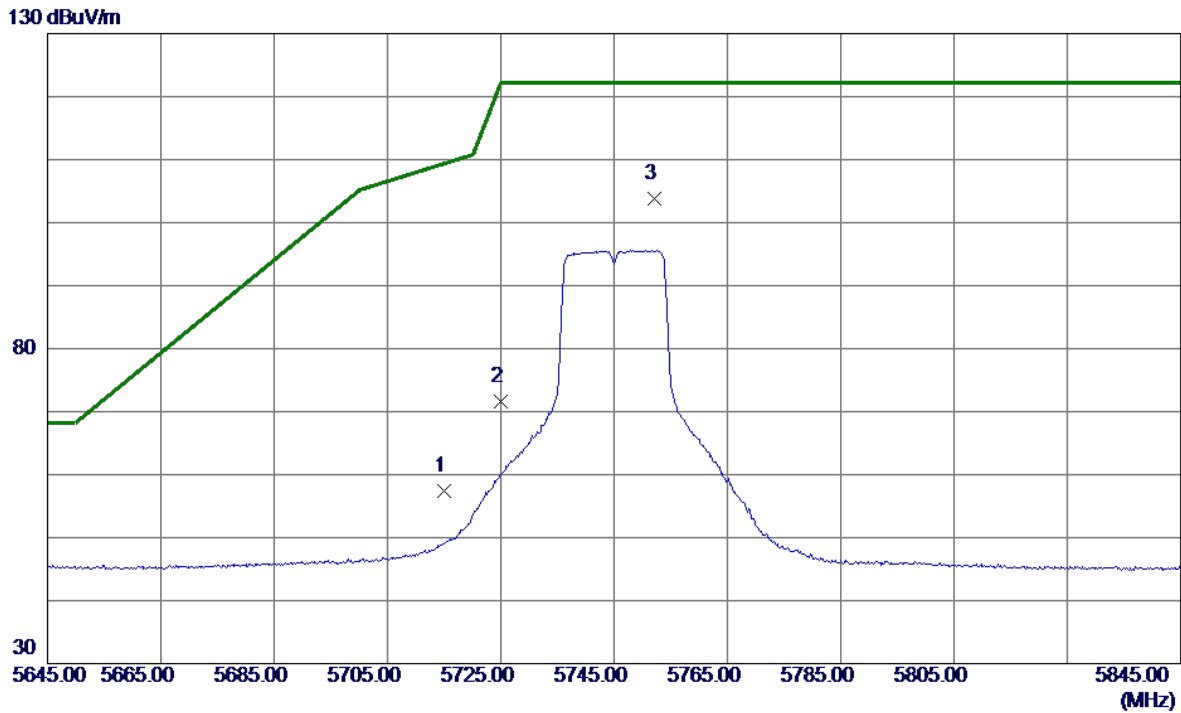


No.	Freq. MHz	Reading Level dBuV/m	Correct Factor dB	Measure ment dBuV/m	Limit dBuV/m	Margin dB	Detector	Comment
1	11486.1600	41.02	14.63	55.65	74.00	-18.35	Peak	
2 *	11489.6800	30.66	14.64	45.30	54.00	-8.70	AVG	

REMARKS:

- (1) Measurement Value = Reading Level + Correct Factor.
- (2) Margin Level = Measurement Value - Limit Value.

Test Mode	UNII-3_TX AC(VHT20) Mode 5745 MHz	Polarization	Horizontal
-----------	-----------------------------------	--------------	------------

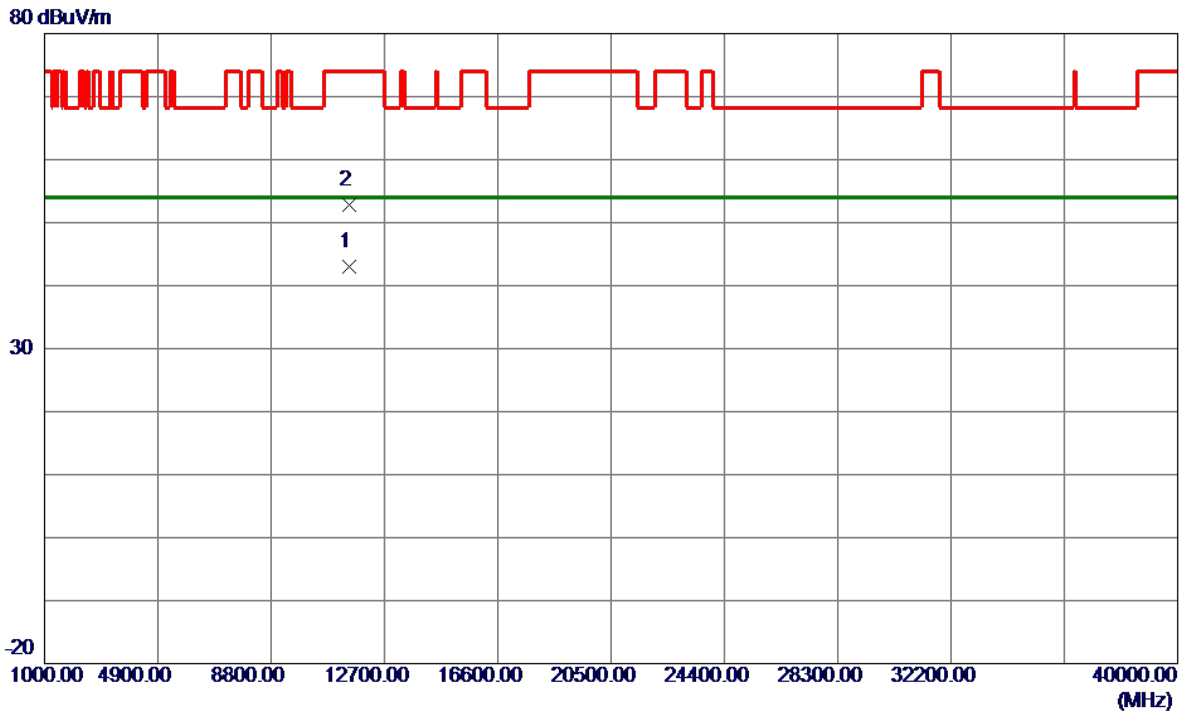


No.	Freq. MHz	Reading Level dBuV/m	Correct Factor dB	Measure ment dBuV/m	Limit dBuV/m	Margin dB	Detector	Comment
1	5715.0000	40.52	16.79	57.31	109.40	-52.09	Peak	
2	5725.0000	54.80	16.80	71.60	122.20	-50.60	Peak	
3 *	5752.2000	87.03	16.81	103.84	122.20	-18.36	Peak	No Limit

REMARKS:

- (1) Measurement Value = Reading Level + Correct Factor.
- (2) Margin Level = Measurement Value - Limit Value.

Test Mode	UNII-3_TX AC(VHT20) Mode 5745 MHz	Polarization	Horizontal
-----------	-----------------------------------	--------------	------------

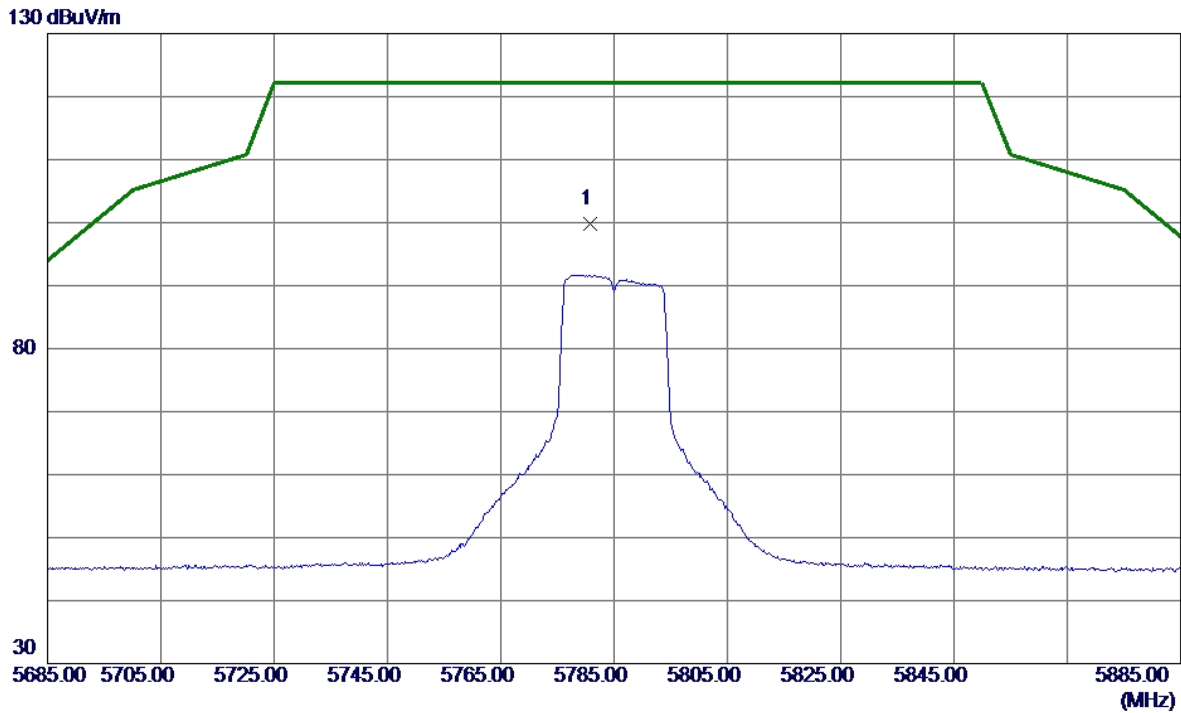


No.	Freq. MHz	Reading Level dBuV/m	Correct Factor dB	Measure ment dBuV/m	Limit dBuV/m	Margin dB	Detector	Comment
1 *	11488.3800	28.30	14.63	42.93	54.00	-11.07	AVG	
2	11498.5599	38.19	14.65	52.84	74.00	-21.16	Peak	

REMARKS:

- (1) Measurement Value = Reading Level + Correct Factor.
- (2) Margin Level = Measurement Value - Limit Value.

Test Mode	UNII-3_TX AC(VHT20) Mode 5785 MHz	Polarization	Vertical
-----------	-----------------------------------	--------------	----------

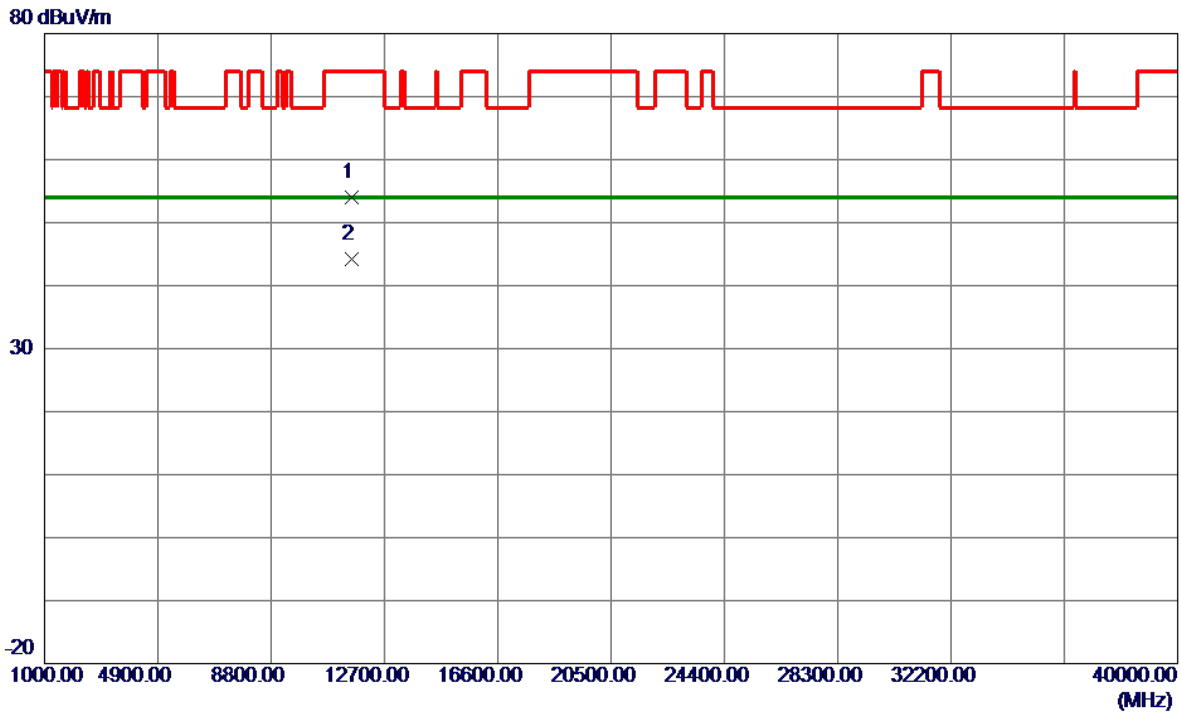


No.	Freq. MHz	Reading Level dBuV/m	Correct Factor dB	Measure ment dBuV/m	Limit dBuV/m	Margin dB	Detector	Comment
1 *	5780.8000	82.94	16.83	99.77	122.20	-22.43	Peak	No Limit

REMARKS:

- (1) Measurement Value = Reading Level + Correct Factor.
- (2) Margin Level = Measurement Value - Limit Value.

Test Mode	UNII-3_TX AC(VHT20) Mode 5785 MHz	Polarization	Vertical
-----------	-----------------------------------	--------------	----------

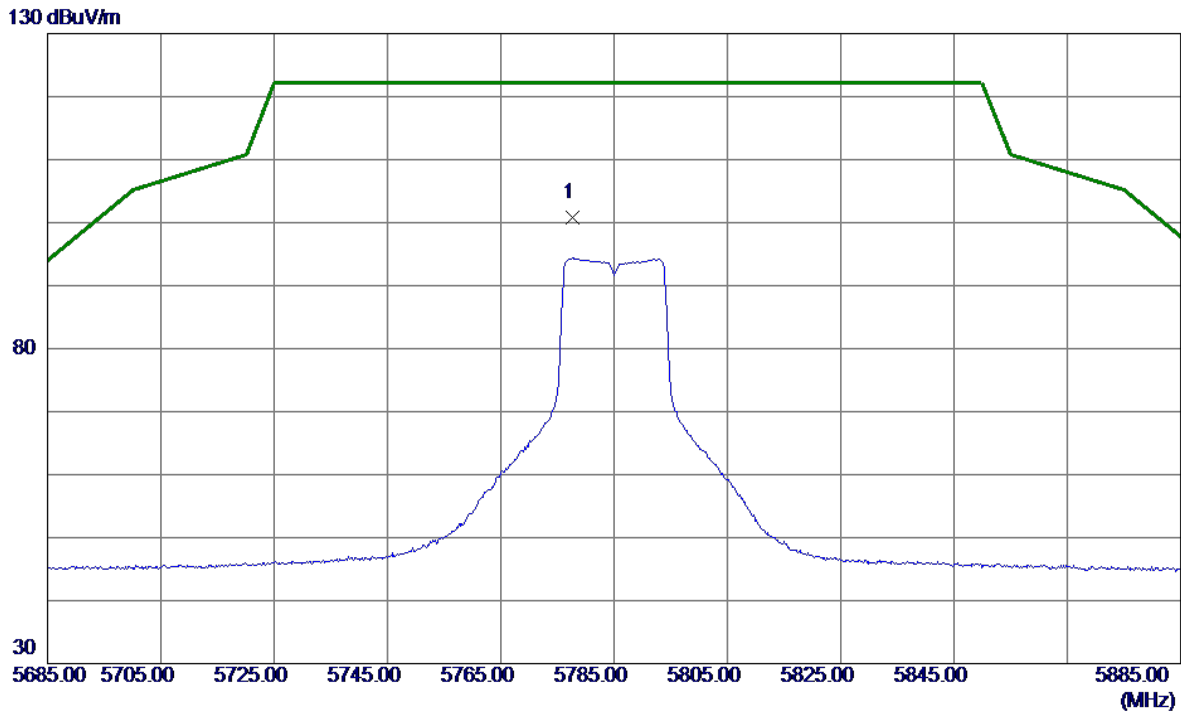


No.	Freq. MHz	Reading Level dBuV/m	Correct Factor dB	Measure ment dBuV/m	Limit dBuV/m	Margin dB	Detector	Comment
1	11569.4400	39.22	14.71	53.93	74.00	-20.07	Peak	
2 *	11569.4800	29.52	14.71	44.23	54.00	-9.77	AVG	

REMARKS:

- (1) Measurement Value = Reading Level + Correct Factor.
- (2) Margin Level = Measurement Value - Limit Value.

Test Mode	UNII-3_TX AC(VHT20) Mode 5785 MHz	Polarization	Horizontal
-----------	-----------------------------------	--------------	------------

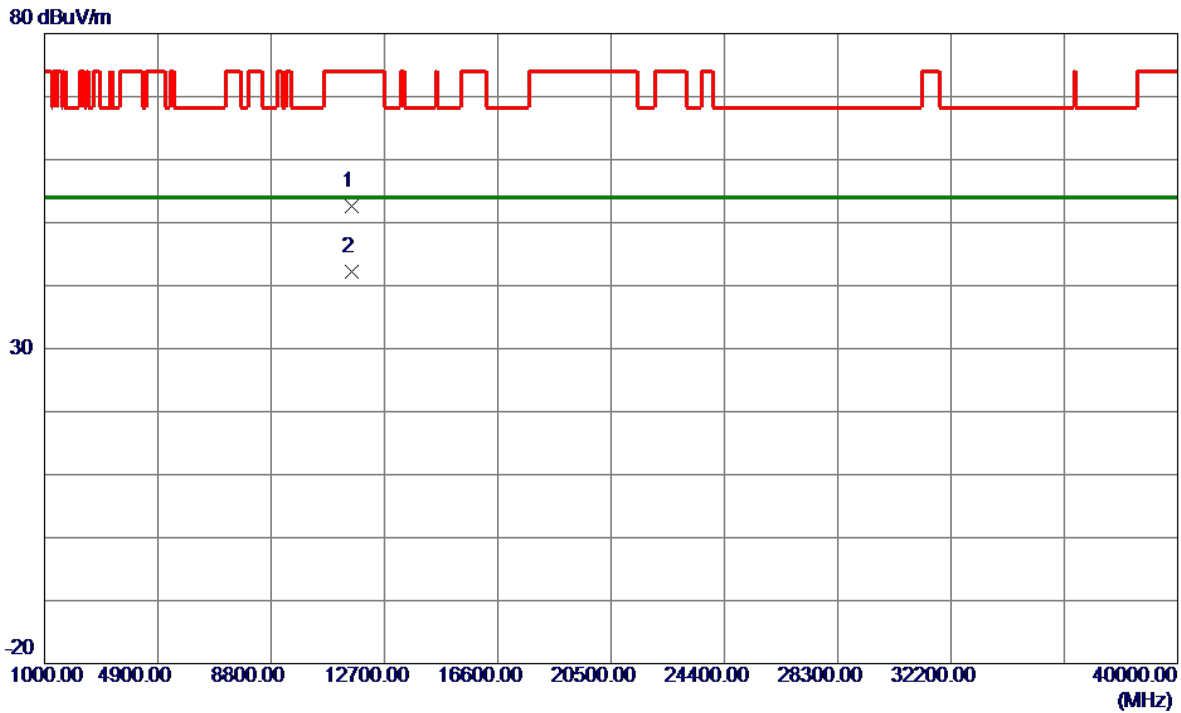


No.	Freq. MHz	Reading Level dBuV/m	Correct Factor dB	Measure ment dBuV/m	Limit dBuV/m	Margin dB	Detector	Comment
1 *	5777.6000	84.05	16.83	100.88	122.20	-21.32	Peak	No Limit

REMARKS:

- (1) Measurement Value = Reading Level + Correct Factor.
- (2) Margin Level = Measurement Value - Limit Value.

Test Mode	UNII-3_TX AC(VHT20) Mode 5785 MHz	Polarization	Horizontal
-----------	-----------------------------------	--------------	------------

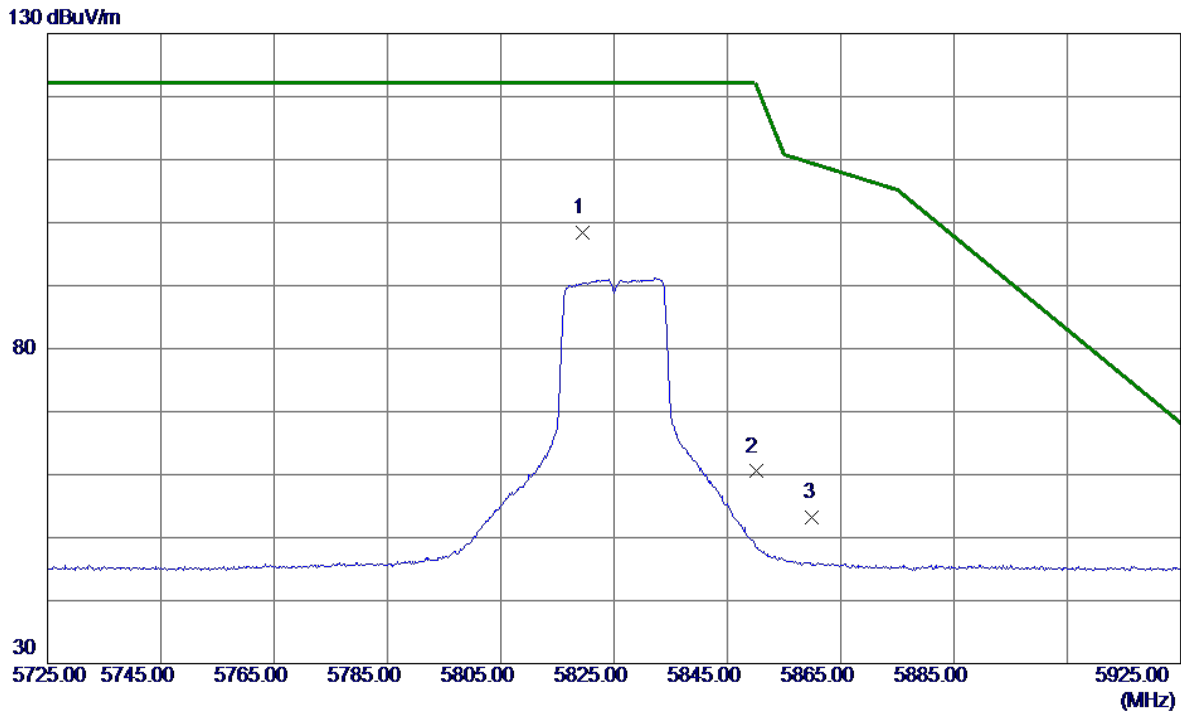


No.	Freq. MHz	Reading Level dBuV/m	Correct Factor dB	Measure ment dBuV/m	Limit dBuV/m	Margin dB	Detector	Comment
1	11562.0000	37.93	14.71	52.64	74.00	-21.36	Peak	
2 *	11575.1800	27.39	14.72	42.11	54.00	-11.89	AVG	

REMARKS:

- (1) Measurement Value = Reading Level + Correct Factor.
- (2) Margin Level = Measurement Value - Limit Value.

Test Mode	UNII-3_TX AC(VHT20) Mode 5825 MHz	Polarization	Vertical
-----------	-----------------------------------	--------------	----------

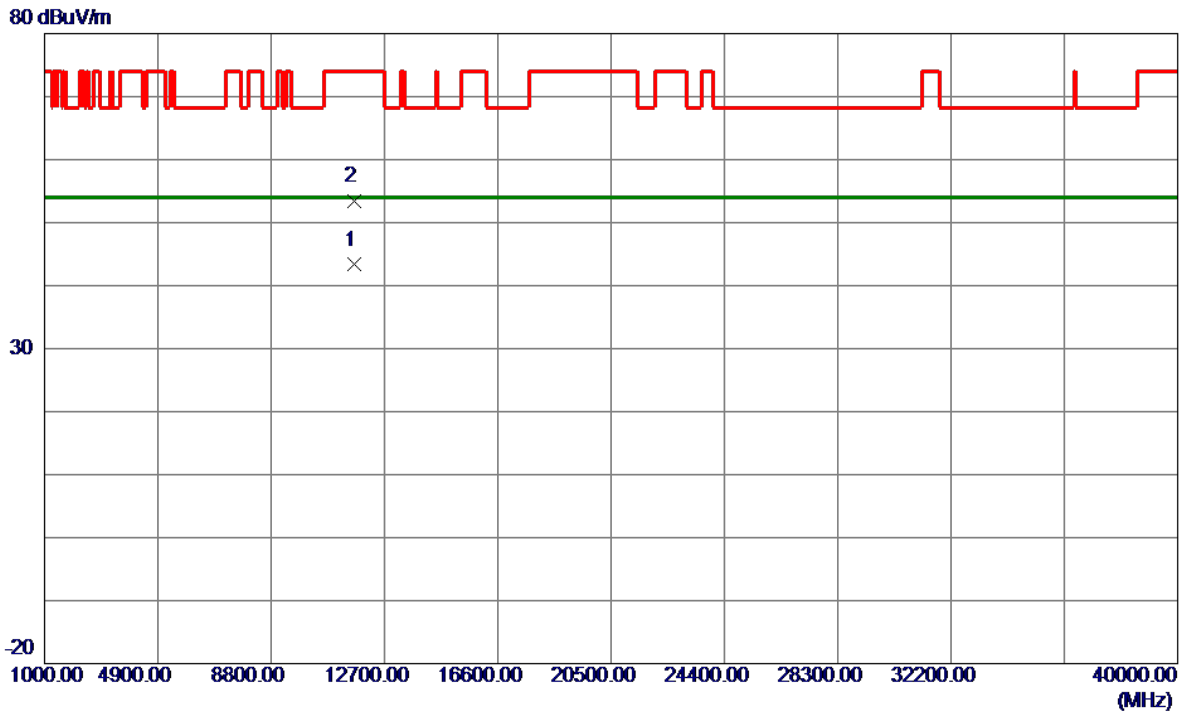


No.	Freq. MHz	Reading Level dBuV/m	Correct Factor dB	Measure ment dBuV/m	Limit dBuV/m	Margin dB	Detector	Comment
1 *	5819.4000	81.52	16.85	98.37	122.20	-23.83	Peak	No Limit
2	5850.0000	43.63	16.87	60.50	122.20	-61.70	Peak	
3	5860.0000	36.41	16.88	53.29	109.40	-56.11	Peak	

REMARKS:

- (1) Measurement Value = Reading Level + Correct Factor.
- (2) Margin Level = Measurement Value - Limit Value.

Test Mode	UNII-3_TX AC(VHT20) Mode 5825 MHz	Polarization	Vertical
-----------	-----------------------------------	--------------	----------

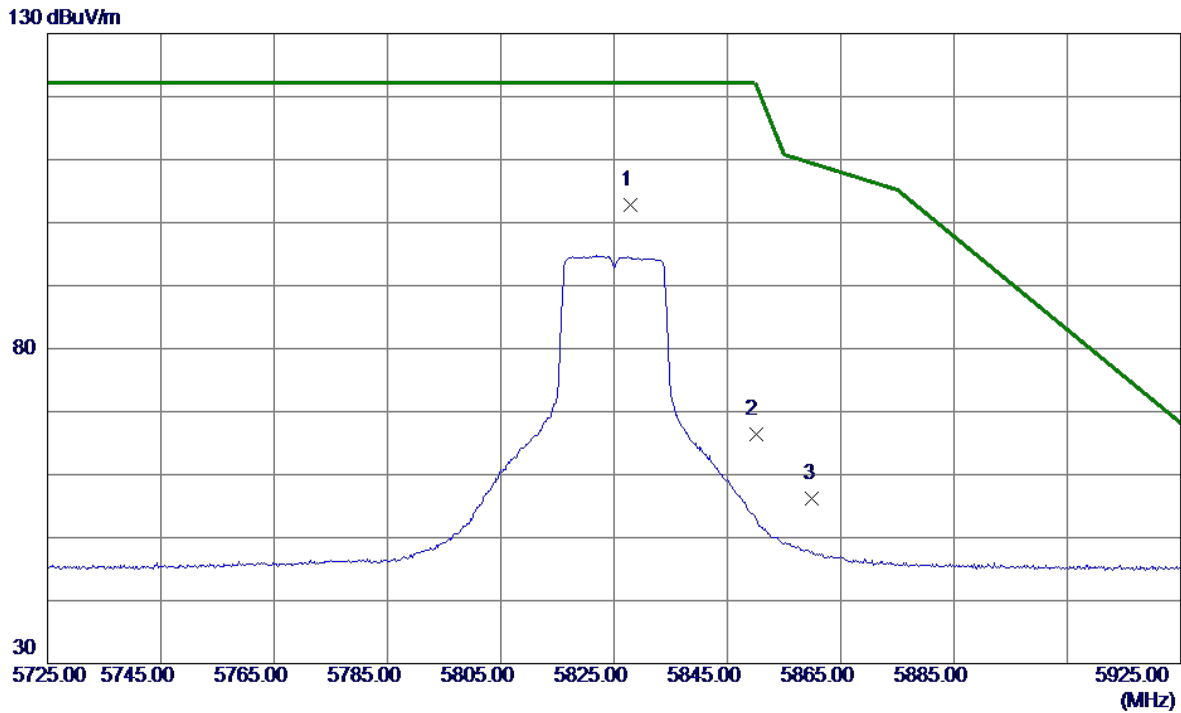


No.	Freq. MHz	Reading Level dBuV/m	Correct Factor dB	Measure ment dBuV/m	Limit dBuV/m	Margin dB	Detector	Comment
1 *	11650.1600	28.52	14.78	43.30	54.00	-10.70	AVG	
2	11658.4800	38.53	14.79	53.32	74.00	-20.68	Peak	

REMARKS:

- (1) Measurement Value = Reading Level + Correct Factor.
- (2) Margin Level = Measurement Value - Limit Value.

Test Mode	UNII-3_TX AC(VHT20) Mode 5825 MHz	Polarization	Horizontal
-----------	-----------------------------------	--------------	------------

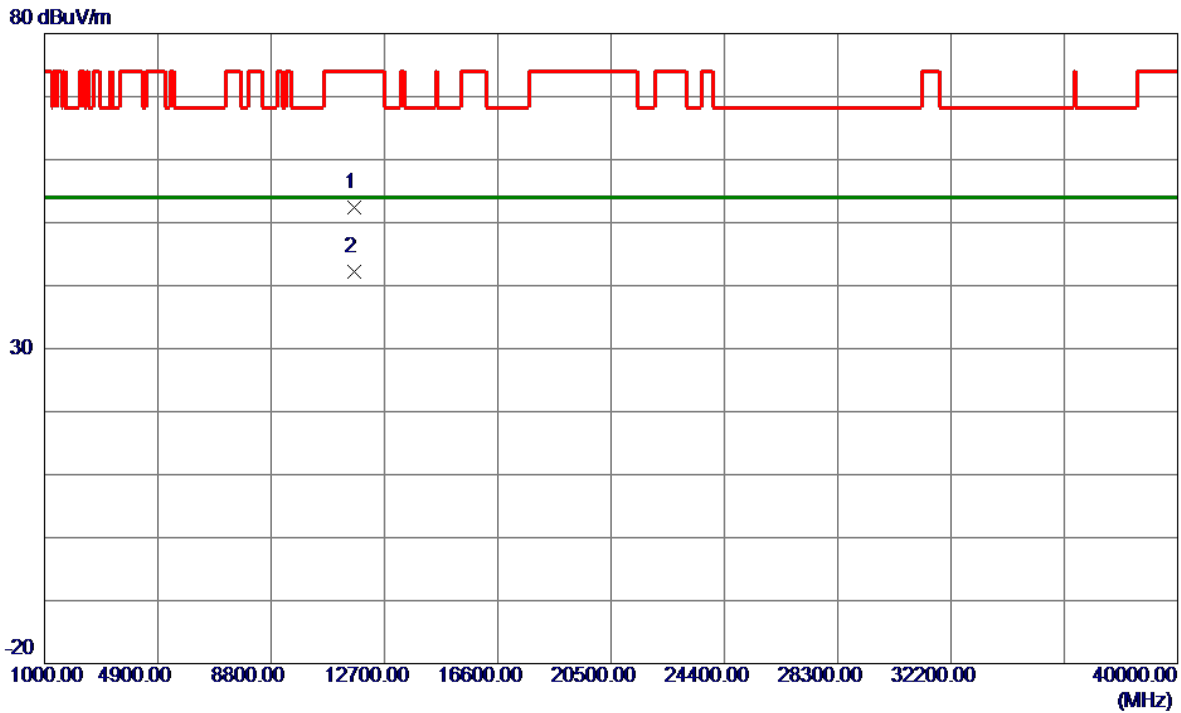


No.	Freq. MHz	Reading Level dBuV/m	Correct Factor dB	Measure ment dBuV/m	Limit dBuV/m	Margin dB	Detector	Comment
1 *	5827.8000	85.86	16.86	102.72	122.20	-19.48	Peak	No Limit
2	5850.0000	49.51	16.87	66.38	122.20	-55.82	Peak	
3	5860.0000	39.34	16.88	56.22	109.40	-53.18	Peak	

REMARKS:

- (1) Measurement Value = Reading Level + Correct Factor.
- (2) Margin Level = Measurement Value - Limit Value.

Test Mode	UNII-3_TX AC(VHT20) Mode 5825 MHz	Polarization	Horizontal
-----------	-----------------------------------	--------------	------------

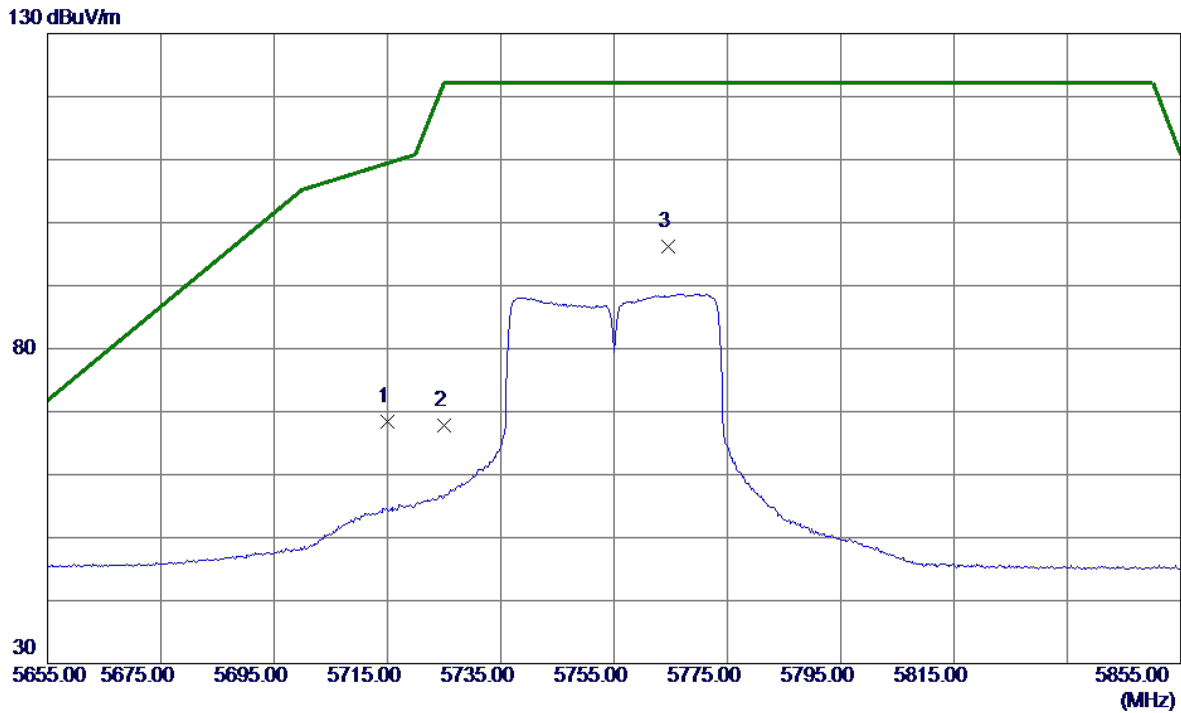


No.	Freq. MHz	Reading Level dBuV/m	Correct Factor dB	Measure ment dBuV/m	Limit dBuV/m	Margin dB	Detector	Comment
1	11644.8200	37.55	14.78	52.33	74.00	-21.67	Peak	
2 *	11652.7000	27.50	14.78	42.28	54.00	-11.72	AVG	

REMARKS:

- (1) Measurement Value = Reading Level + Correct Factor.
- (2) Margin Level = Measurement Value - Limit Value.

Test Mode	UNII-3_TX AC(VHT40) Mode 5755 MHz	Polarization	Vertical
-----------	-----------------------------------	--------------	----------

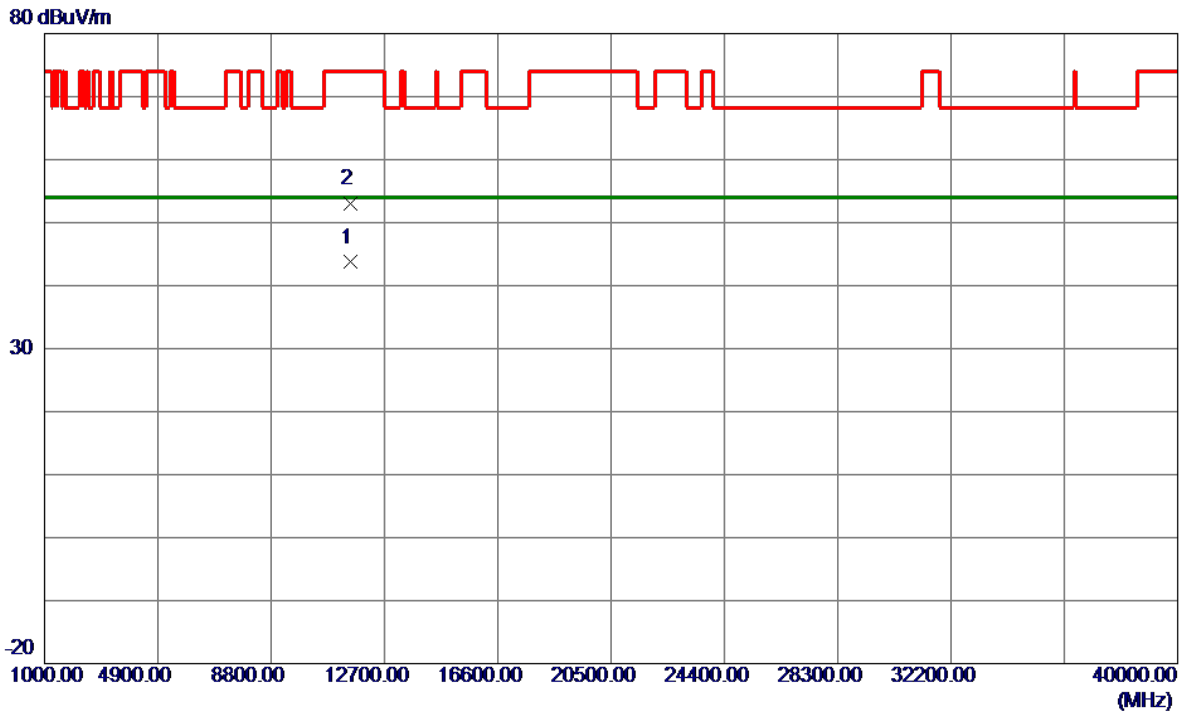


No.	Freq. MHz	Reading Level dBuV/m	Correct Factor dB	Measure ment dBuV/m	Limit dBuV/m	Margin dB	Detector	Comment
1	5715.0000	51.62	16.79	68.41	109.40	-40.99	Peak	
2	5725.0000	51.08	16.80	67.88	122.20	-54.32	Peak	
3 *	5764.6000	79.33	16.82	96.15	122.20	-26.05	Peak	No Limit

REMARKS:

- (1) Measurement Value = Reading Level + Correct Factor.
- (2) Margin Level = Measurement Value - Limit Value.

Test Mode	UNII-3_TX AC(VHT40) Mode 5755 MHz	Polarization	Vertical
-----------	-----------------------------------	--------------	----------

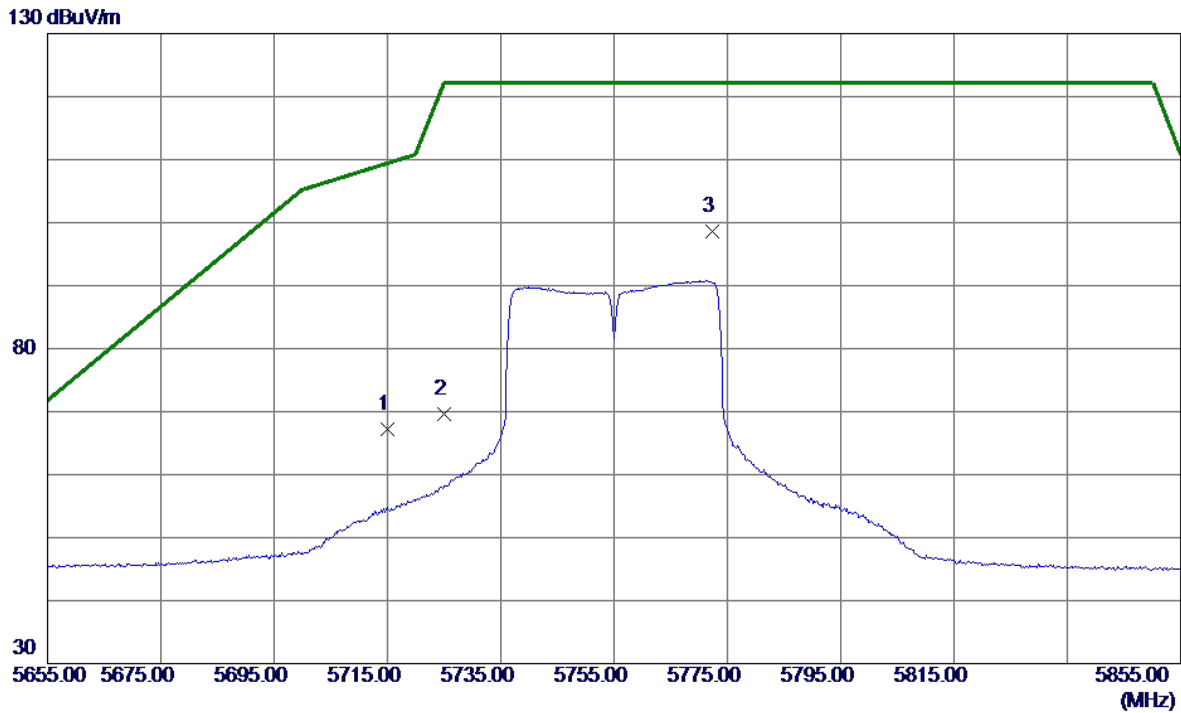


No.	Freq. MHz	Reading Level dBuV/m	Correct Factor dB	Measure ment dBuV/m	Limit dBuV/m	Margin dB	Detector	Comment
1 *	11510.5400	29.04	14.66	43.70	54.00	-10.30	AVG	
2	11511.6200	38.34	14.66	53.00	74.00	-21.00	Peak	

REMARKS:

- (1) Measurement Value = Reading Level + Correct Factor.
- (2) Margin Level = Measurement Value - Limit Value.

Test Mode	UNII-3_TX AC(VHT40) Mode 5755 MHz	Polarization	Horizontal
-----------	-----------------------------------	--------------	------------

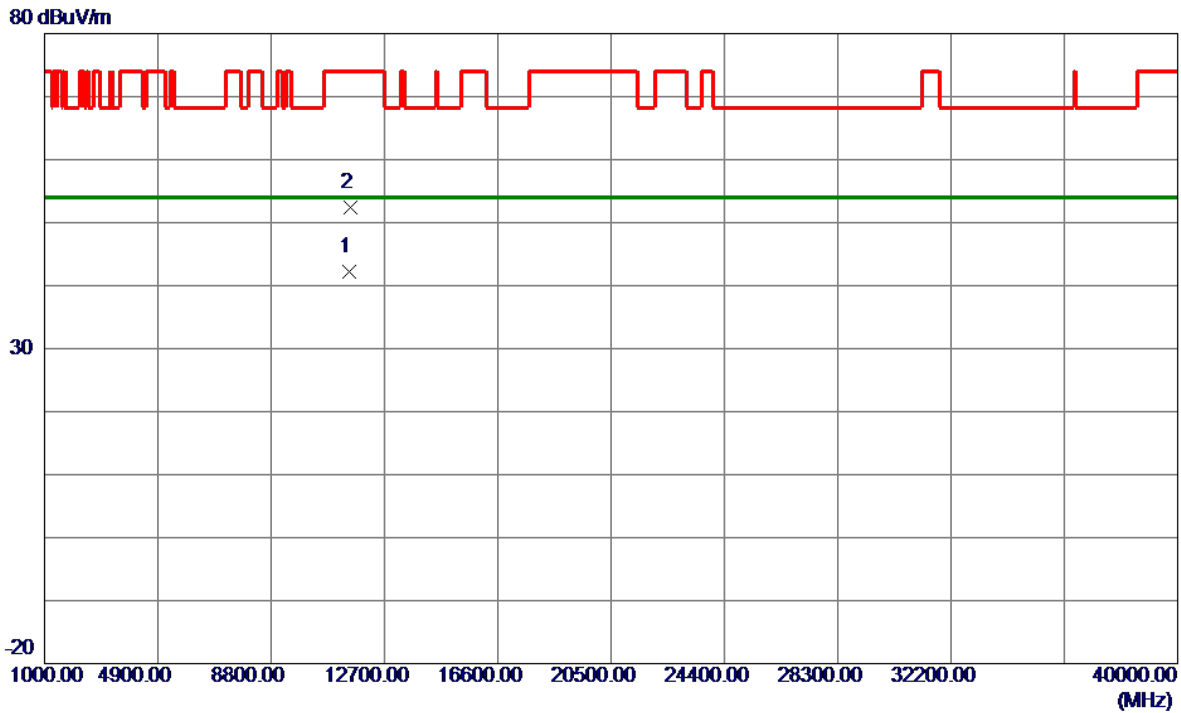


No.	Freq. MHz	Reading Level dBuV/m	Correct Factor dB	Measure ment dBuV/m	Limit dBuV/m	Margin dB	Detector	Comment
1	5715.0000	50.32	16.79	67.11	109.40	-42.29	Peak	
2	5725.0000	52.79	16.80	69.59	122.20	-52.61	Peak	
3 *	5772.4000	81.82	16.83	98.65	122.20	-23.55	Peak	No Limit

REMARKS:

- (1) Measurement Value = Reading Level + Correct Factor.
- (2) Margin Level = Measurement Value - Limit Value.

Test Mode	UNII-3_TX AC(VHT40) Mode 5755 MHz	Polarization	Horizontal
-----------	-----------------------------------	--------------	------------

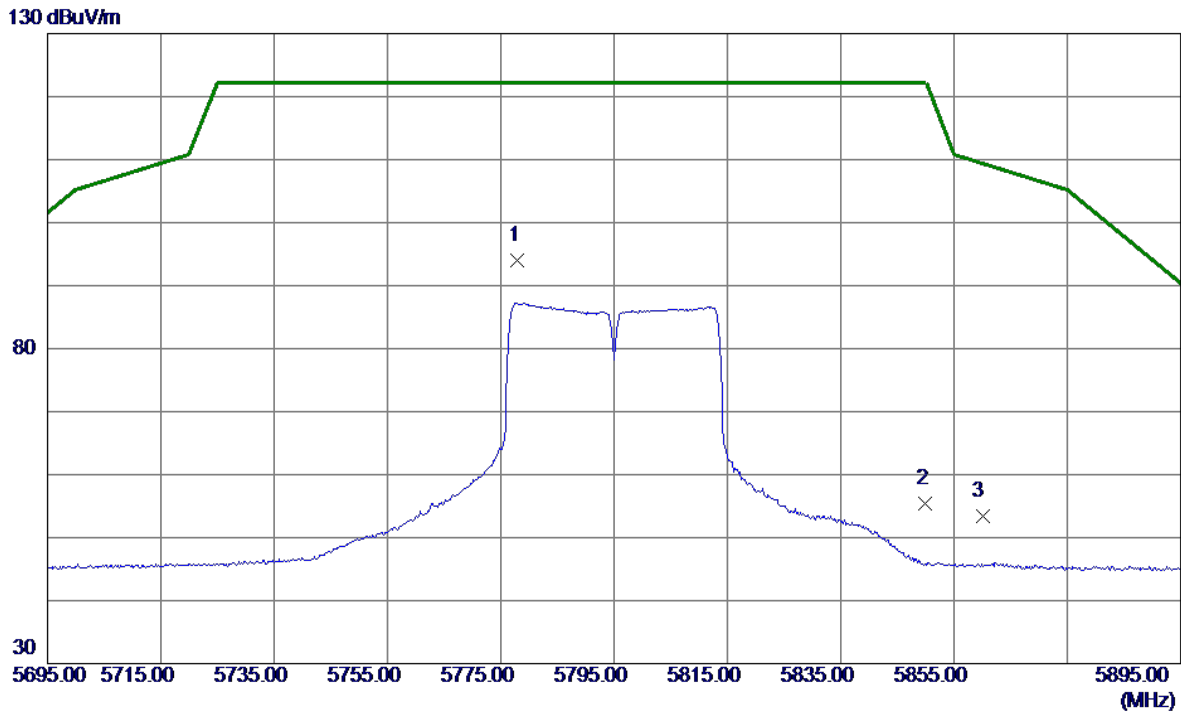


No.	Freq. MHz	Reading Level dBuV/m	Correct Factor dB	Measurement dBuV/m	Limit dBuV/m	Margin dB	Detector	Comment
1 *	11505.7200	27.45	14.66	42.11	54.00	-11.89	AVG	
2	11511.7800	37.72	14.66	52.38	74.00	-21.62	Peak	

REMARKS:

- (1) Measurement Value = Reading Level + Correct Factor.
- (2) Margin Level = Measurement Value - Limit Value.

Test Mode	UNII-3_TX AC(VHT40) Mode 5795 MHz	Polarization	Vertical
-----------	-----------------------------------	--------------	----------

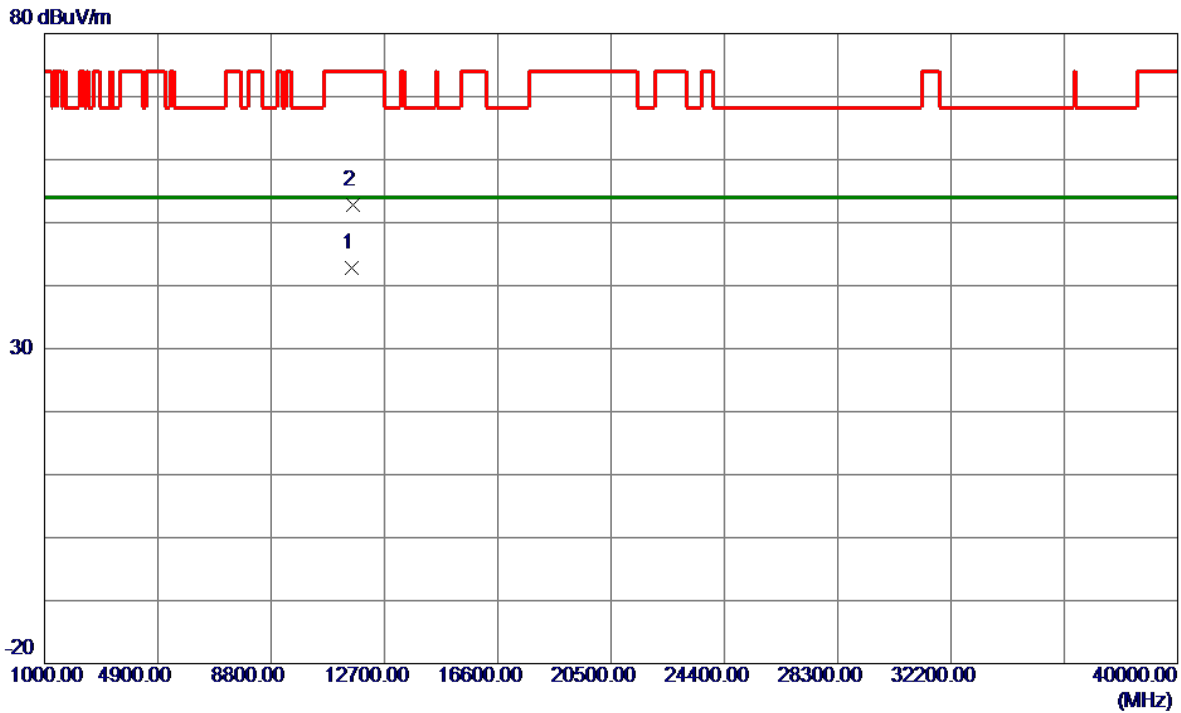


No.	Freq. MHz	Reading Level dBuV/m	Correct Factor dB	Measure ment dBuV/m	Limit dBuV/m	Margin dB	Detector	Comment
1 *	5778.0000	77.11	16.83	93.94	122.20	-28.26	Peak	No Limit
2	5850.0000	38.61	16.87	55.48	122.20	-66.72	Peak	
3	5860.0000	36.57	16.88	53.45	109.40	-55.95	Peak	

REMARKS:

- (1) Measurement Value = Reading Level + Correct Factor.
- (2) Margin Level = Measurement Value - Limit Value.

Test Mode	UNII-3_TX AC(VHT40) Mode 5795 MHz	Polarization	Vertical
-----------	-----------------------------------	--------------	----------

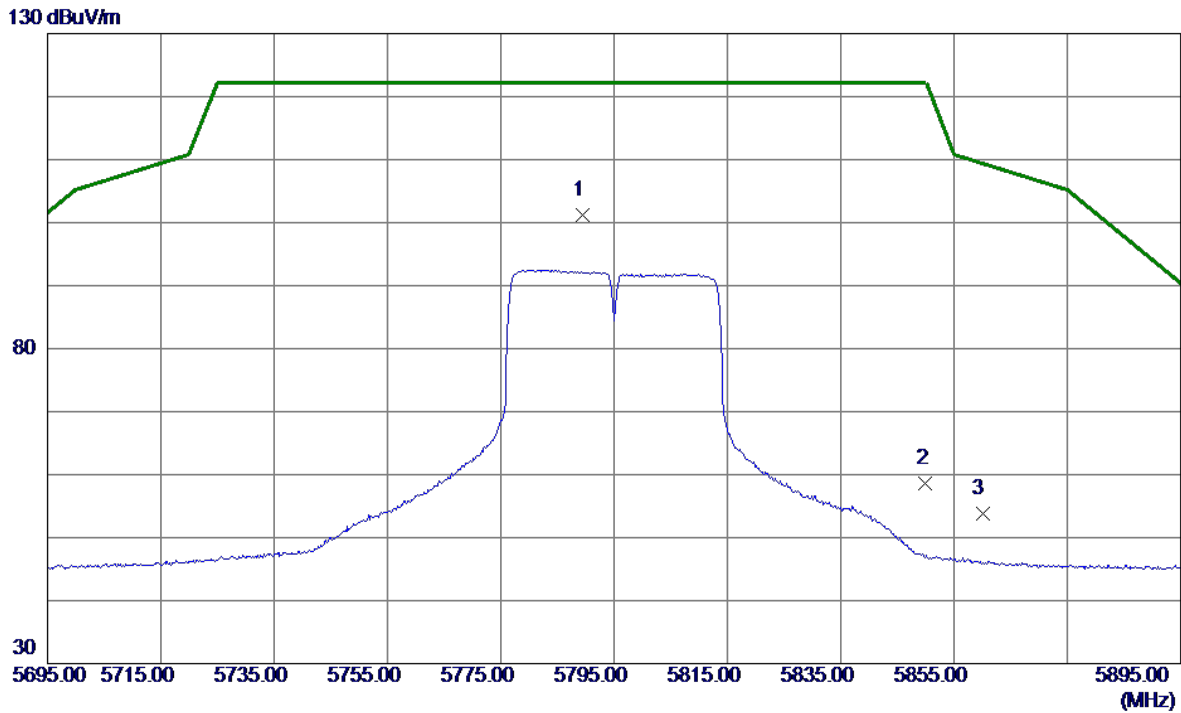


No.	Freq. MHz	Reading Level dBuV/m	Correct Factor dB	Measure ment dBuV/m	Limit dBuV/m	Margin dB	Detector	Comment
1 *	11587.2600	28.00	14.73	42.73	54.00	-11.27	AVG	
2	11596.7600	37.97	14.74	52.71	74.00	-21.29	Peak	

REMARKS:

- (1) Measurement Value = Reading Level + Correct Factor.
- (2) Margin Level = Measurement Value - Limit Value.

Test Mode	UNII-3_TX AC(VHT40) Mode 5795 MHz	Polarization	Horizontal
-----------	-----------------------------------	--------------	------------

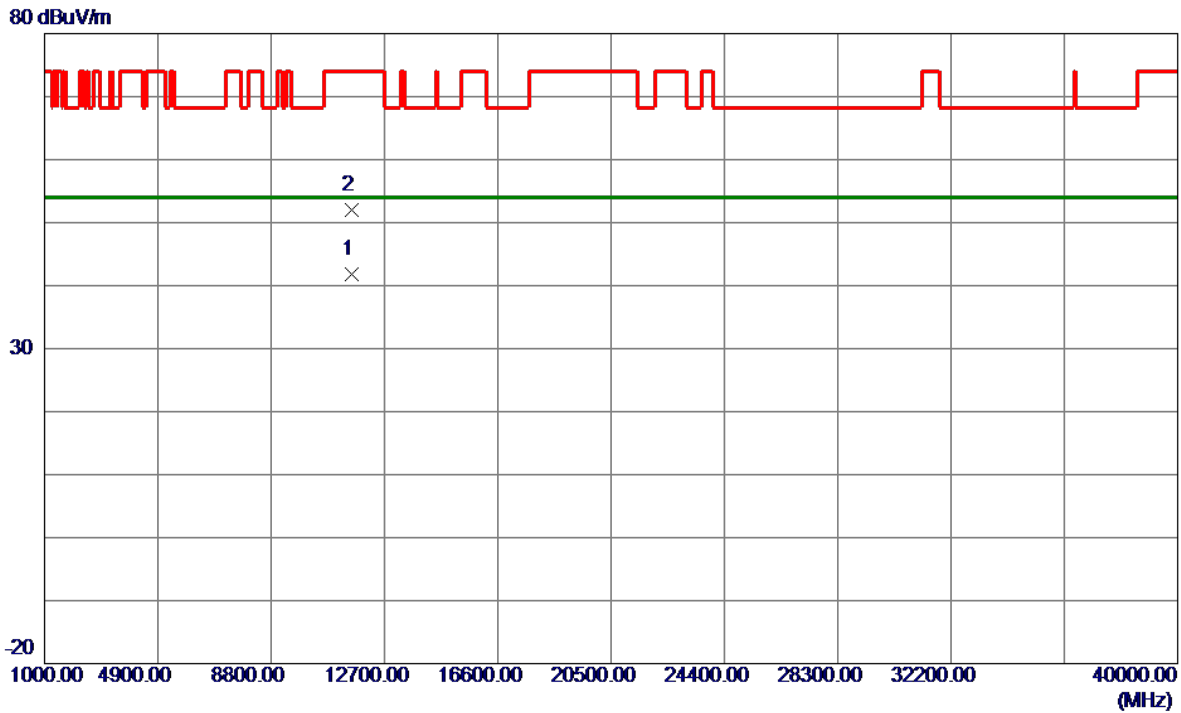


No.	Freq. MHz	Reading Level dBuV/m	Correct Factor dB	Measure ment dBuV/m	Limit dBuV/m	Margin dB	Detector	Comment
1 *	5789.4000	84.45	16.84	101.29	122.20	-20.91	Peak	No Limit
2	5850.0000	41.66	16.87	58.53	122.20	-63.67	Peak	
3	5860.0000	36.95	16.88	53.83	109.40	-55.57	Peak	

REMARKS:

- (1) Measurement Value = Reading Level + Correct Factor.
- (2) Margin Level = Measurement Value - Limit Value.

Test Mode	UNII-3_TX AC(VHT40) Mode 5795 MHz	Polarization	Horizontal
-----------	-----------------------------------	--------------	------------

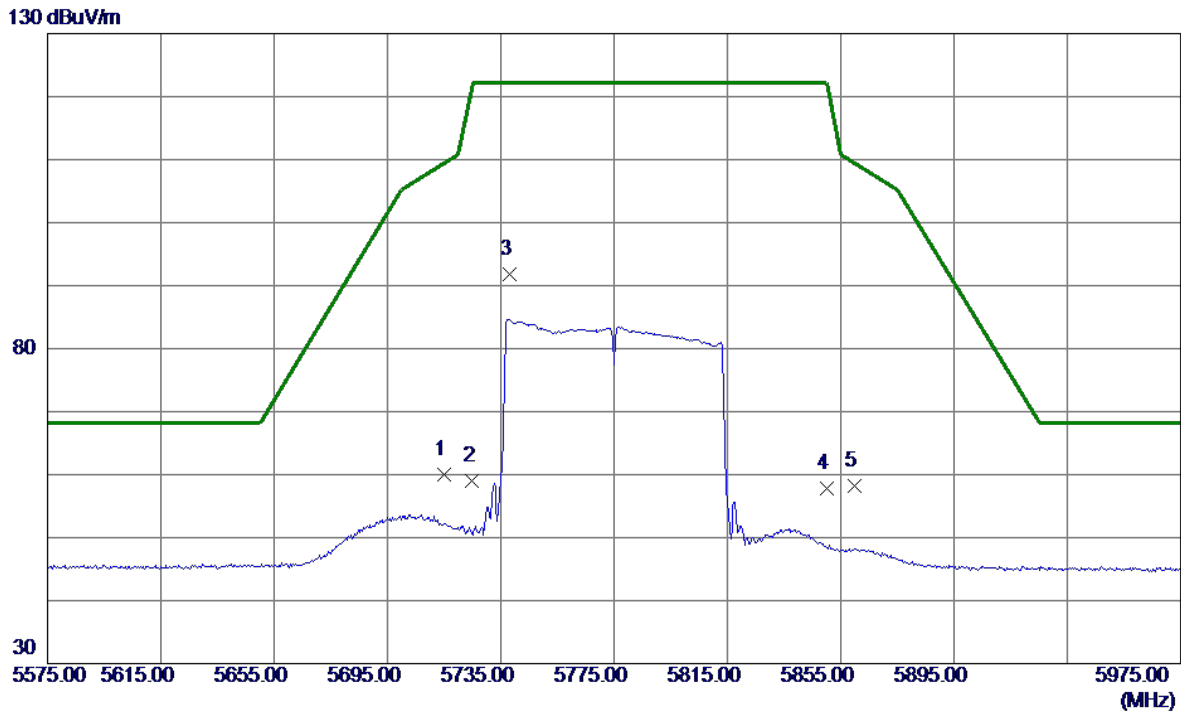


No.	Freq. MHz	Reading Level dBuV/m	Correct Factor dB	Measure ment dBuV/m	Limit dBuV/m	Margin dB	Detector	Comment
1 *	11588.7600	27.01	14.73	41.74	54.00	-12.26	AVG	
2	11589.0000	37.26	14.73	51.99	74.00	-22.01	Peak	

REMARKS:

- (1) Measurement Value = Reading Level + Correct Factor.
- (2) Margin Level = Measurement Value - Limit Value.

Test Mode	UNII-3_TX AC(VHT80) Mode 5775 MHz	Polarization	Vertical
-----------	-----------------------------------	--------------	----------

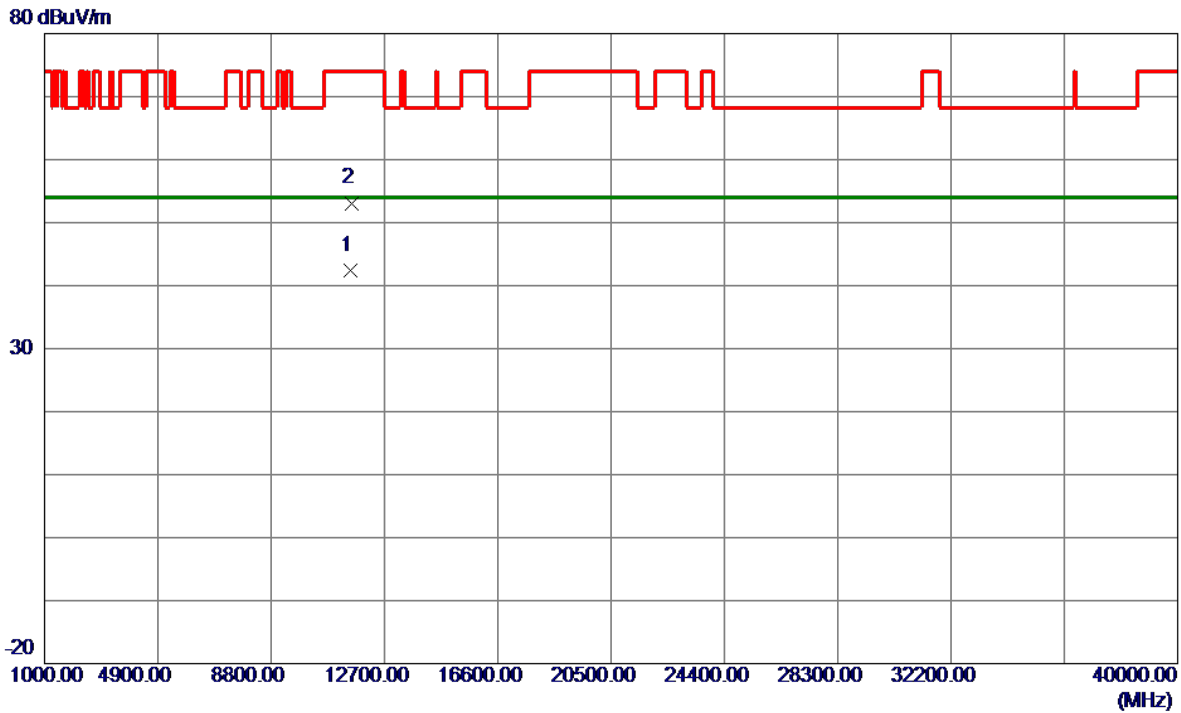


No.	Freq. MHz	Reading Level dBuV/m	Correct Factor dB	Measure ment dBuV/m	Limit dBuV/m	Margin dB	Detector	Comment
1	5715.0000	43.14	16.79	59.93	109.40	-49.47	Peak	
2	5725.0000	42.23	16.80	59.03	122.20	-63.17	Peak	
3 *	5738.2000	75.02	16.81	91.83	122.20	-30.37	Peak	No Limit
4	5850.0000	40.99	16.87	57.86	122.20	-64.34	Peak	
5	5860.0000	41.23	16.88	58.11	109.40	-51.29	Peak	

REMARKS:

- (1) Measurement Value = Reading Level + Correct Factor.
- (2) Margin Level = Measurement Value - Limit Value.

Test Mode	UNII-3_TX AC(VHT80) Mode 5775 MHz	Polarization	Vertical
-----------	-----------------------------------	--------------	----------

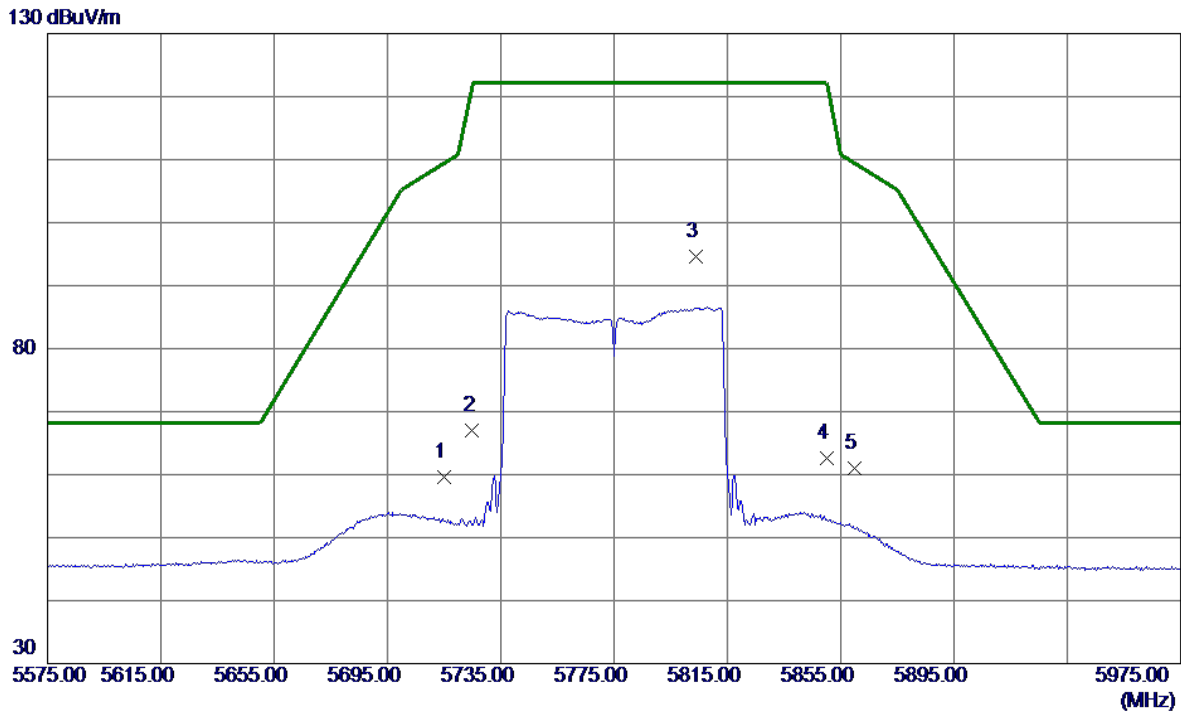


No.	Freq. MHz	Reading Level dBuV/m	Correct Factor dB	Measure ment dBuV/m	Limit dBuV/m	Margin dB	Detector	Comment
1 *	11543.2800	27.71	14.69	42.40	54.00	-11.60	AVG	
2	11559.3600	38.40	14.70	53.10	74.00	-20.90	Peak	

REMARKS:

- (1) Measurement Value = Reading Level + Correct Factor.
- (2) Margin Level = Measurement Value - Limit Value.

Test Mode	UNII-3_TX AC(VHT80) Mode 5775 MHz	Polarization	Horizontal
-----------	-----------------------------------	--------------	------------

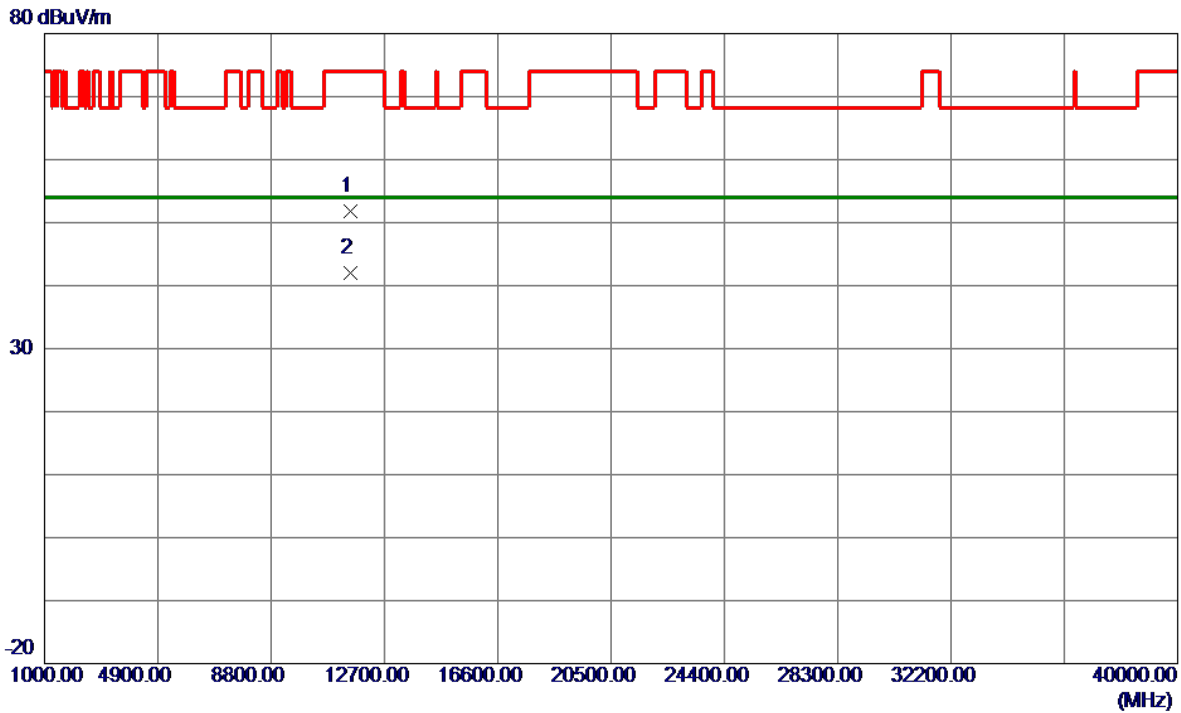


No.	Freq. MHz	Reading Level dBuV/m	Correct Factor dB	Measure ment dBuV/m	Limit dBuV/m	Margin dB	Detector	Comment
1	5715.0000	42.73	16.79	59.52	109.40	-49.88	Peak	
2	5725.0000	50.25	16.80	67.05	122.20	-55.15	Peak	
3 *	5803.8000	77.84	16.84	94.68	122.20	-27.52	Peak	No Limit
4	5850.0000	45.64	16.87	62.51	122.20	-59.69	Peak	
5	5860.0000	44.08	16.88	60.96	109.40	-48.44	Peak	

REMARKS:

- (1) Measurement Value = Reading Level + Correct Factor.
- (2) Margin Level = Measurement Value - Limit Value.

Test Mode	UNII-3_TX AC(VHT80) Mode 5775 MHz	Polarization	Horizontal
-----------	-----------------------------------	--------------	------------



No.	Freq. MHz	Reading Level dBuV/m	Correct Factor dB	Measure ment dBuV/m	Limit dBuV/m	Margin dB	Detector	Comment
1	11541.7000	37.06	14.69	51.75	74.00	-22.25	Peak	
2 *	11549.5199	27.29	14.70	41.99	54.00	-12.01	AVG	

REMARKS:

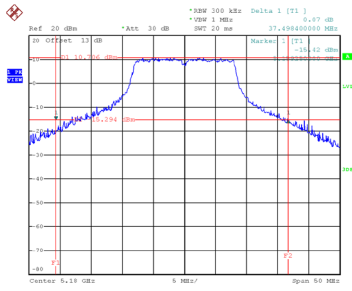
- (1) Measurement Value = Reading Level + Correct Factor.
- (2) Margin Level = Measurement Value - Limit Value.

APPENDIX E - BANDWIDTH

Test Mode	UNII-1_TX A Mode
-----------	------------------

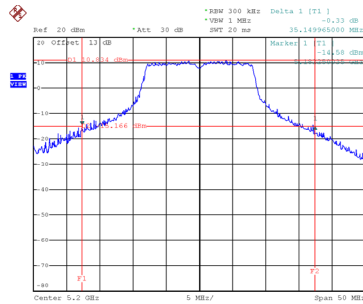
Channel	Frequency (MHz)	26 dB Bandwidth (MHz)	99 % Occupied Bandwidth (MHz)
36	5180	37.498	19.300
40	5200	35.150	18.900
48	5240	32.548	18.900

CH36



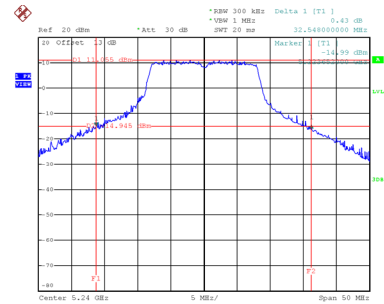
Date: 26 JUN 2021 13:40:16

CH40
26 dB Bandwidth



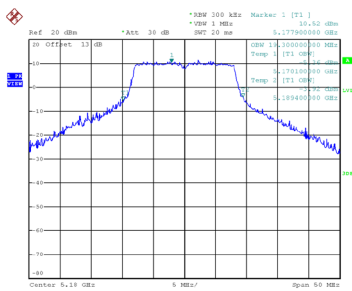
Date: 26 JUN 2021 13:41:13

CH48

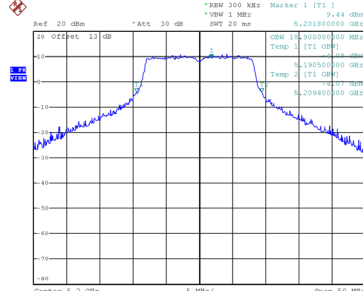


Date: 26 JUN 2021 13:42:05

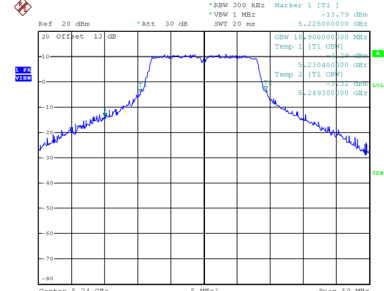
99 % Occupied Bandwidth



Date: 26 JUN 2021 13:39:59



Date: 26 JUN 2021 13:40:57

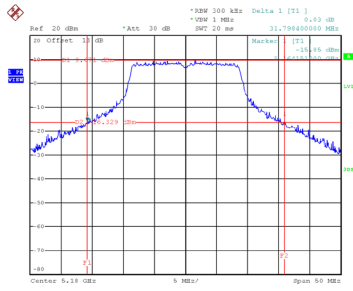


Date: 26 JUN 2021 13:41:47

Test Mode	UNII-1_TX AC(VHT20) Mode
-----------	--------------------------

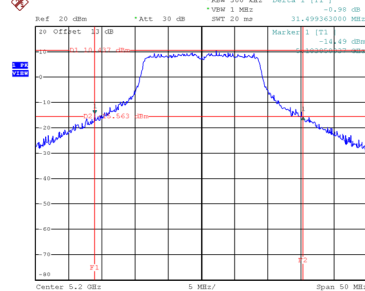
Channel	Frequency (MHz)	26 dB Bandwidth (MHz)	99 % Occupied Bandwidth (MHz)
36	5180	31.798	19.500
40	5200	31.499	19.600
48	5240	32.650	19.500

CH36



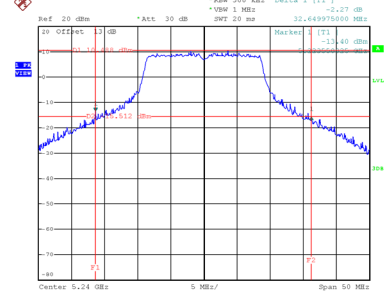
Date: 26 JUN 2021 14:07:51

CH40 26 dB Bandwidth



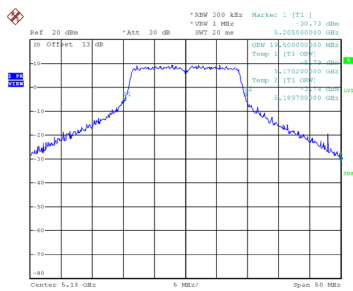
Date: 26 JUN 2021 14:08:42

CH48

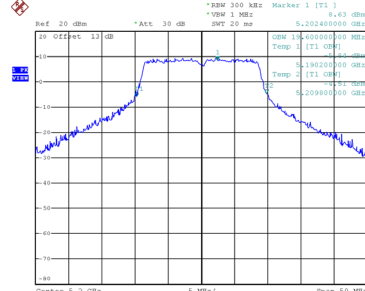


Date: 26 JUN 2021 14:09:24

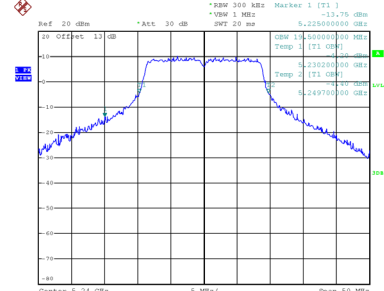
99 % Occupied Bandwidth



Date: 26 JUN 2021 14:07:34



Date: 26 JUN 2021 14:08:21

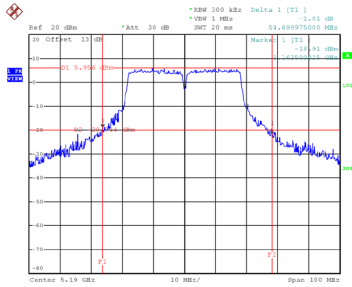


Date: 26 JUN 2021 14:09:17

Test Mode	UNII-1_TX AC(VHT40) Mode
-----------	--------------------------

Channel	Frequency (MHz)	26 dB Bandwidth (MHz)	99 % Occupied Bandwidth (MHz)
38	5190	54.700	40.800
46	5230	55.400	41.800

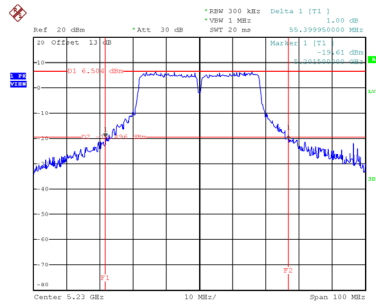
CH38



Date: 26.JUN.2021 14:39:49

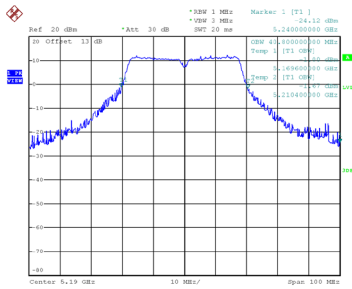
CH46

26 dB Bandwidth

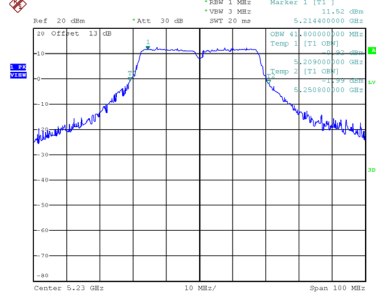


Date: 26.JUN.2021 14:40:56

99 % Occupied Bandwidth



Date: 26.JUN.2021 14:39:23

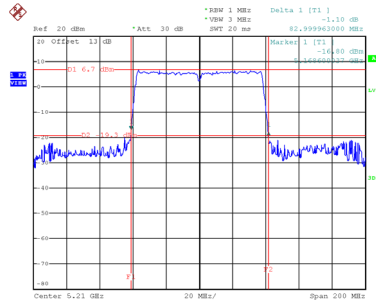


Date: 26.JUN.2021 14:40:33

Test Mode	UNII-1_TX AC(VHT80) Mode
-----------	--------------------------

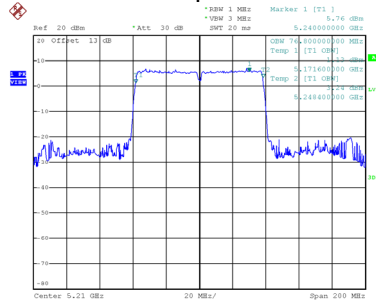
Channel	Frequency (MHz)	26 dB Bandwidth (MHz)	99 % Occupied Bandwidth (MHz)
42	5210	83.000	76.800

CH42 26 dB Bandwidth



Date: 26 JUN 2021 14:56:55

99 % Occupied Bandwidth

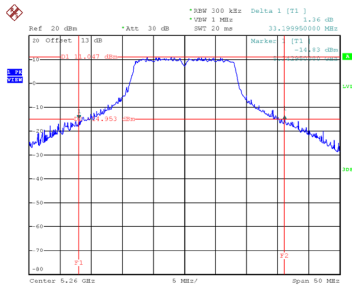


Date: 26 JUN 2021 14:56:17

Test Mode	UNII-2A_TX A Mode
-----------	-------------------

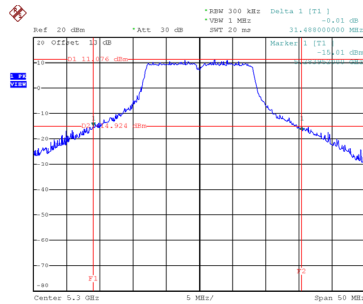
Channel	Frequency (MHz)	26 dB Bandwidth (MHz)	99 % Occupied Bandwidth (MHz)
52	5260	33.200	18.700
60	5300	31.488	18.800
64	5320	34.500	18.700

CH52



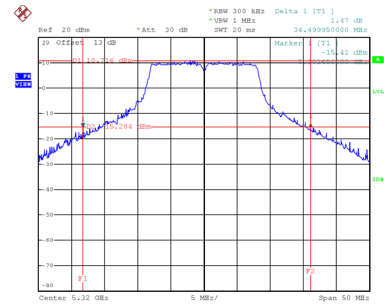
Date: 26 JUN 2021 13:42:51

CH60 26 dB Bandwidth



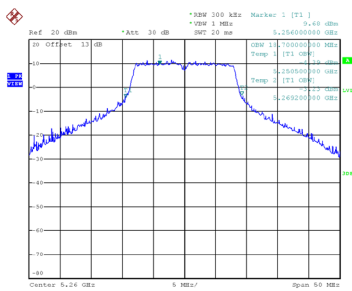
Date: 26 JUN 2021 13:43:42

CH64

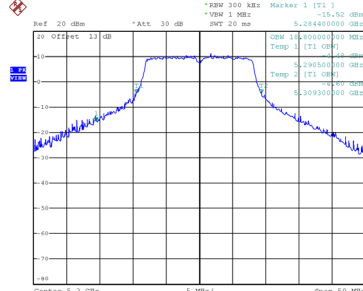


Date: 26 JUN 2021 13:44:28

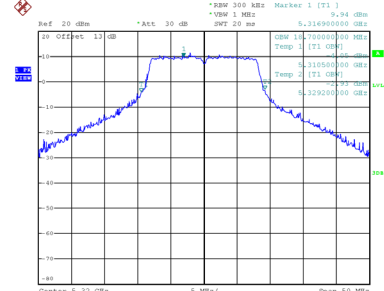
99 % Occupied Bandwidth



Date: 26 JUN 2021 13:42:35



Date: 26 JUN 2021 13:43:21

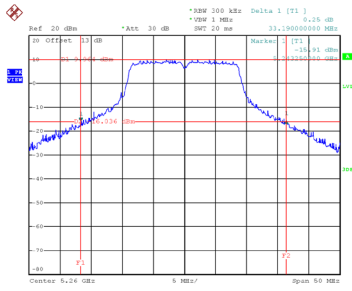


Date: 26 JUN 2021 13:44:11

Test Mode	UNII-2A_TX AC(VHT20) Mode
-----------	---------------------------

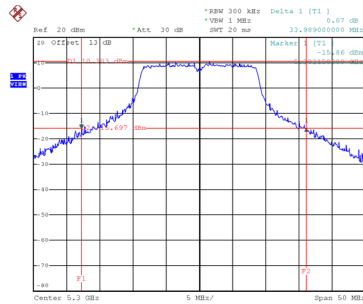
Channel	Frequency (MHz)	26 dB Bandwidth (MHz)	99 % Occupied Bandwidth (MHz)
52	5260	33.190	19.400
60	5300	33.989	19.600
64	5320	34.350	19.500

CH52



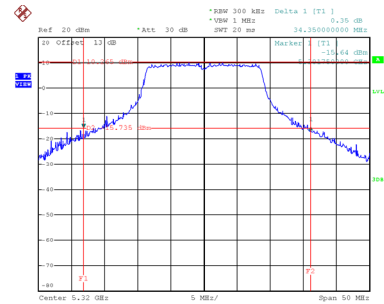
Date: 26 JUN 2021 14:10:33

CH60 26 dB Bandwidth



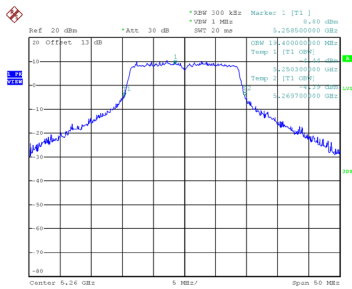
Date: 26 JUN 2021 14:11:29

CH64

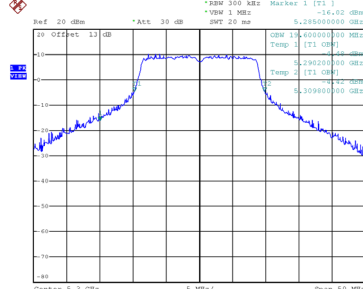


Date: 26 JUN 2021 14:12:21

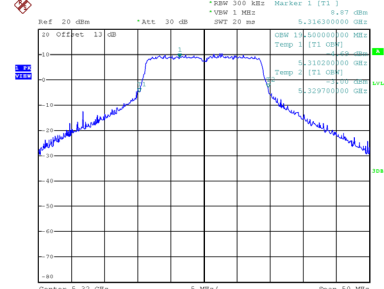
99 % Occupied Bandwidth



Date: 26 JUN 2021 14:10:15



Date: 26 JUN 2021 14:11:11

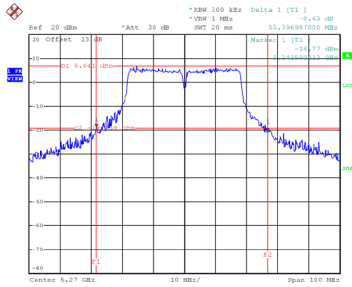


Date: 26 JUN 2021 14:12:06

Test Mode	UNII-2A_TX AC(VHT40) Mode
-----------	---------------------------

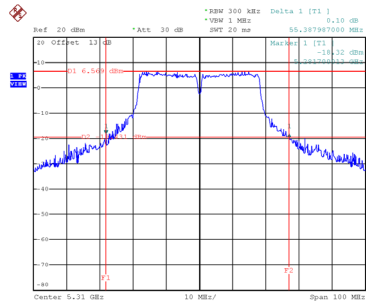
Channel	Frequency (MHz)	26 dB Bandwidth (MHz)	99 % Occupied Bandwidth (MHz)
54	5270	55.397	41.400
62	5310	55.388	41.200

CH54

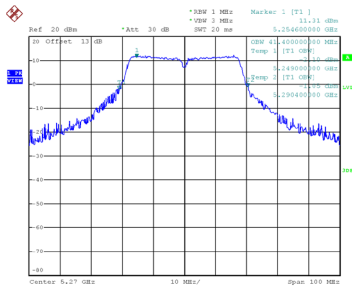


Date: 26 JUN 2021 14:42:06

CH62
26 dB Bandwidth

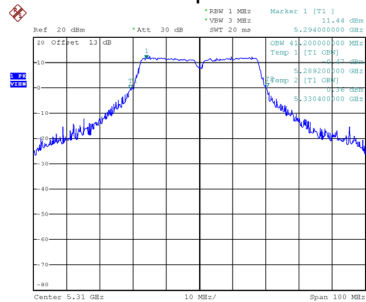


Date: 26 JUN 2021 14:43:29



Date: 26 JUN 2021 14:41:40

99 % Occupied Bandwidth

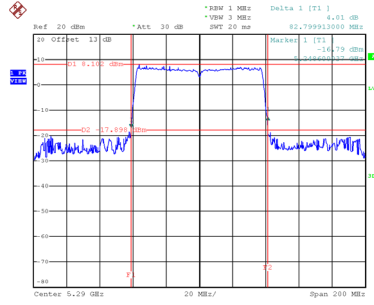


Date: 26 JUN 2021 14:42:47

Test Mode	UNII-2A_TX AC(VHT80) Mode
-----------	---------------------------

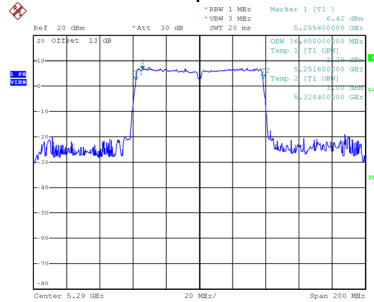
Channel	Frequency (MHz)	26 dB Bandwidth (MHz)	99 % Occupied Bandwidth (MHz)
58	5290	82.800	76.800

CH58 26 dB Bandwidth



Date: 26 JUN 2021 14:58:12

99 % Occupied Bandwidth

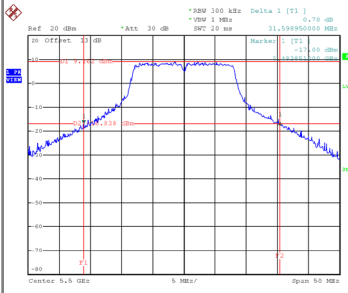


Date: 26 JUN 2021 14:57:42

Test Mode	UNII-2C_TX A Mode
-----------	-------------------

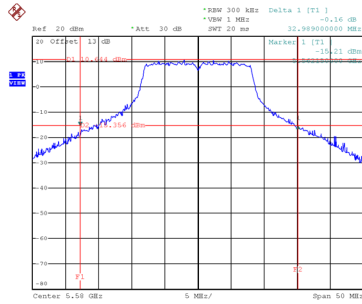
Channel	Frequency (MHz)	26 dB Bandwidth (MHz)	99 % Occupied Bandwidth (MHz)
100	5500	31.599	18.600
116	5580	32.989	18.800
140	5700	32.890	18.700

CH100



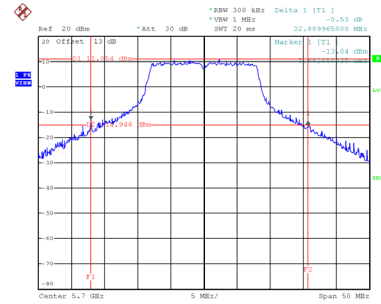
Date: 26 JUN 2021 13:45:17

CH116 26 dB Bandwidth



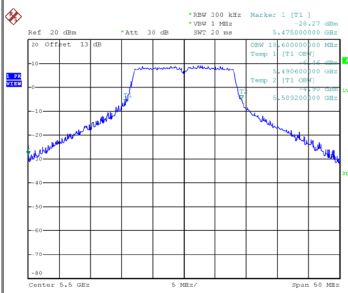
Date: 26 JUN 2021 13:46:15

CH140

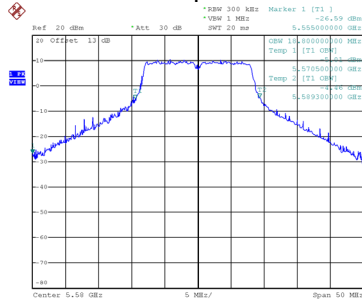


Date: 26 JUN 2021 13:47:02

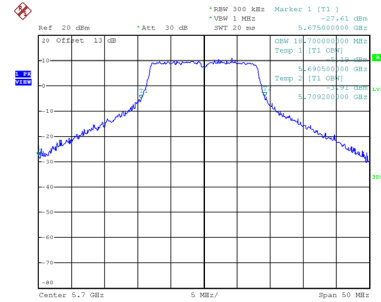
99 % Occupied Bandwidth



Date: 26 JUN 2021 13:44:59



Date: 26 JUN 2021 13:45:57

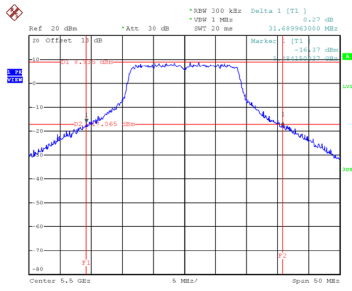


Date: 26 JUN 2021 13:46:45

Test Mode	UNII-2C_TX AC(VHT20) Mode
-----------	---------------------------

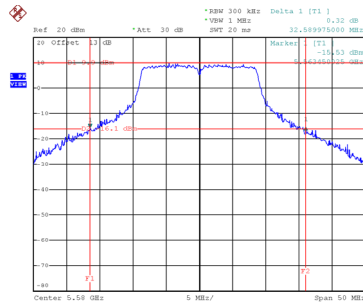
Channel	Frequency (MHz)	26 dB Bandwidth (MHz)	99 % Occupied Bandwidth (MHz)
100	5500	31.690	19.500
116	5580	32.590	19.600
140	5700	32.699	19.700

CH100



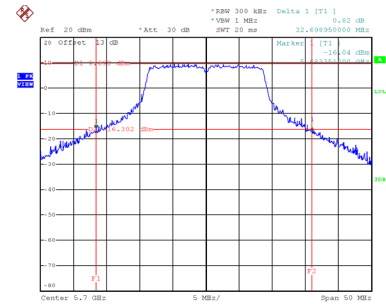
Date: 26 JUN 2021 14:13:12

CH116 26 dB Bandwidth



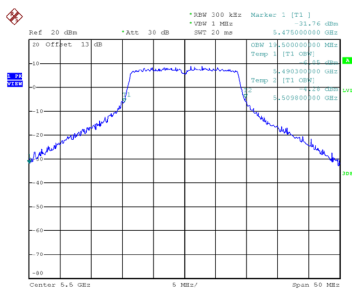
Date: 26 JUN 2021 14:14:04

CH140

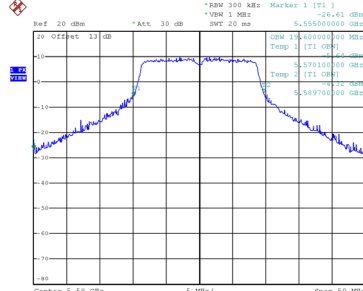


Date: 26 JUN 2021 14:14:54

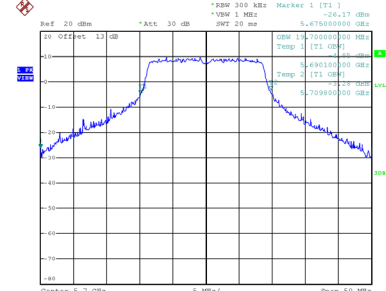
99 % Occupied Bandwidth



Date: 26 JUN 2021 14:12:53



Date: 26 JUN 2021 14:13:43

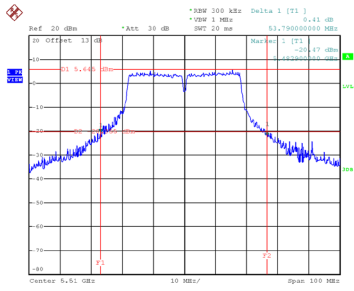


Date: 26 JUN 2021 14:14:37

Test Mode	UNII-2C_TX AC(VHT40) Mode
-----------	---------------------------

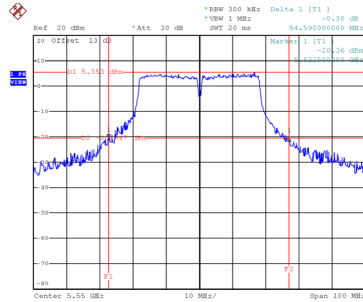
Channel	Frequency (MHz)	26 dB Bandwidth (MHz)	99 % Occupied Bandwidth (MHz)
102	5510	53.790	41.000
110	5550	54.590	40.800
134	5670	54.786	41.000

CH102



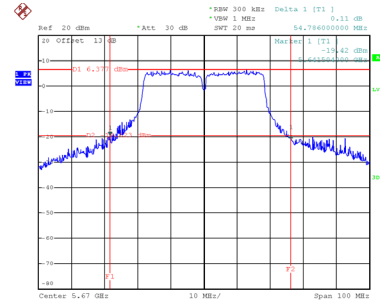
Date: 26 JUN 2021 14:44:41

CH110
26 dB Bandwidth



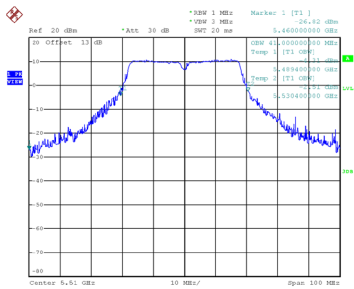
Date: 26 JUN 2021 14:45:47

CH134

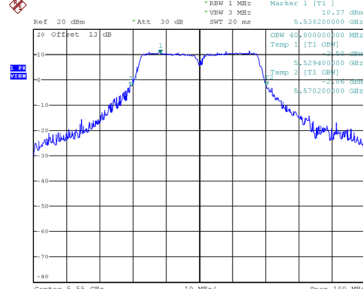


Date: 26 JUN 2021 14:47:23

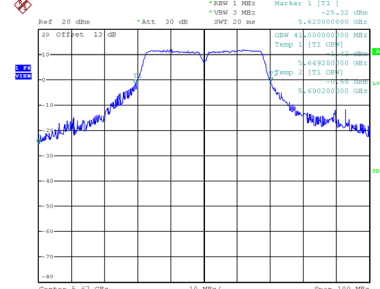
99 % Occupied Bandwidth



Date: 26 JUN 2021 14:44:06



Date: 26 JUN 2021 14:45:19

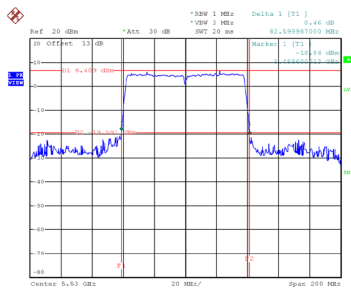


Date: 26 JUN 2021 14:46:43

Test Mode	UNII-2C_TX AC(VHT80) Mode
-----------	---------------------------

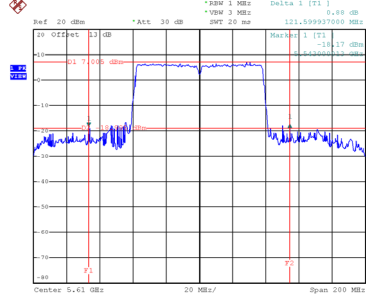
Channel	Frequency (MHz)	26 dB Bandwidth (MHz)	99 % Occupied Bandwidth (MHz)
106	5530	82.600	76.800
122	5610	121.600	76.800

CH106



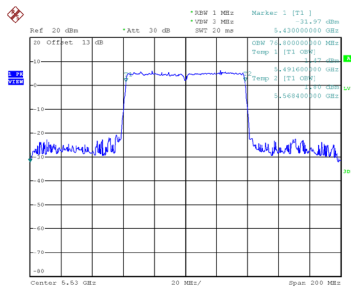
Date: 26 JUN 2021 14:59:31

CH122
26 dB Bandwidth

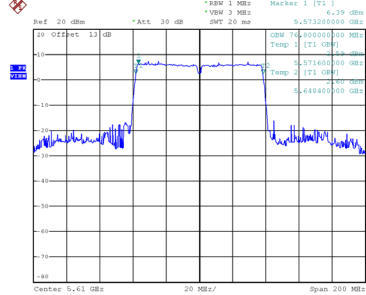


Date: 26 JUN 2021 15:01:58

99 % Occupied Bandwidth



Date: 26 JUN 2021 14:59:03

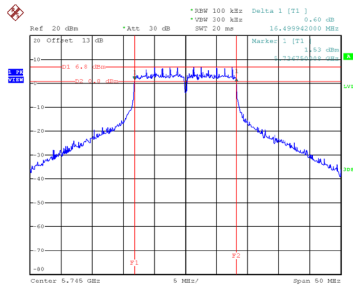


Date: 26 JUN 2021 15:00:38

Test Mode	UNII-3_TX A Mode
-----------	------------------

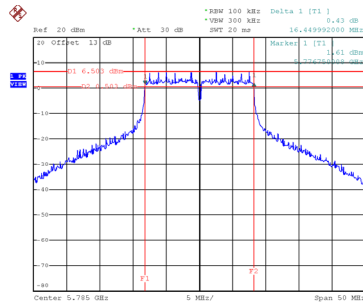
Channel	Frequency (MHz)	6 dB Bandwidth (MHz)	99 % Occupied Bandwidth (MHz)	6 dB Bandwidth Min. Limit (MHz)	Result
149	5745	16.500	18.800	0.5	Complies
157	5785	16.450	19.000	0.5	Complies
165	5825	16.500	18.800	0.5	Complies

CH149



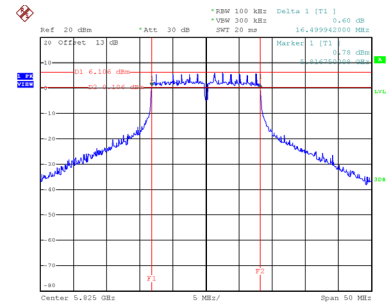
Date: 26 JUN 2021 13:48:02

CH157
6 dB Bandwidth



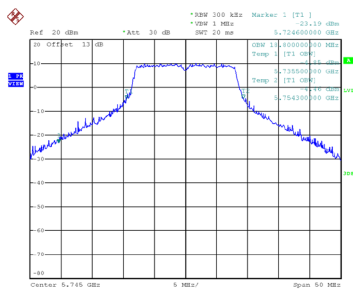
Date: 26 JUN 2021 13:49:01

CH165

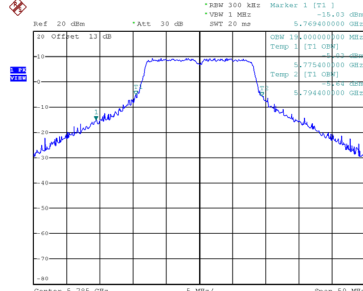


Date: 26 JUN 2021 13:49:07

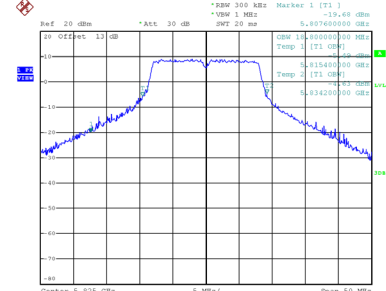
99 % Occupied Bandwidth



Date: 26 JUN 2021 13:47:37



Date: 26 JUN 2021 13:48:34

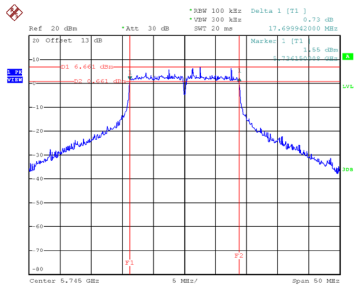


Date: 26 JUN 2021 13:49:31

Test Mode UNII-3_TX AC(VHT20) Mode

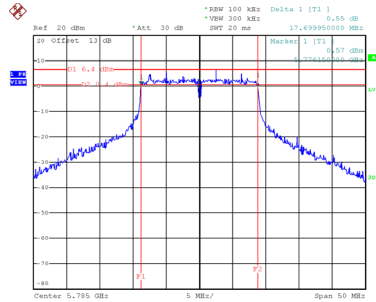
Channel	Frequency (MHz)	6 dB Bandwidth (MHz)	99 % Occupied Bandwidth (MHz)	6 dB Bandwidth Min. Limit (MHz)	Result
149	5745	17.700	19.500	0.5	Complies
157	5785	17.700	19.600	0.5	Complies
165	5825	17.650	19.500	0.5	Complies

CH149



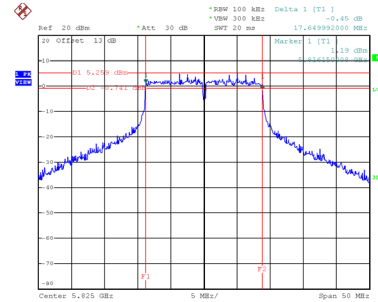
Date: 26.JUN.2021 14:15:55

**CH157
6 dB Bandwidth**



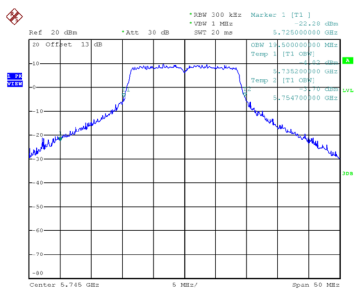
Date: 26.JUN.2021 14:16:52

CH165

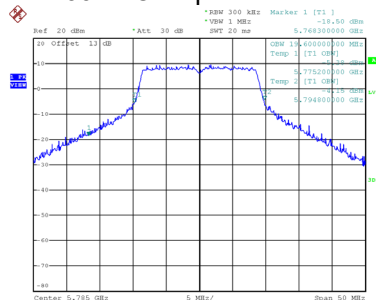


Date: 26.JUN.2021 14:17:46

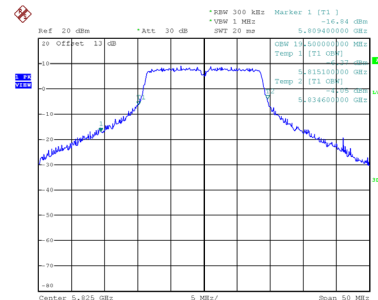
99 % Occupied Bandwidth



Date: 26.JUN.2021 14:15:51



Date: 26.JUN.2021 14:16:26

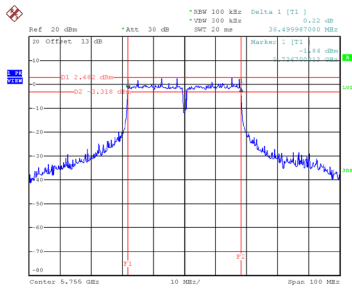


Date: 26.JUN.2021 14:17:21

Test Mode UNII-3_TX AC(VHT40) Mode

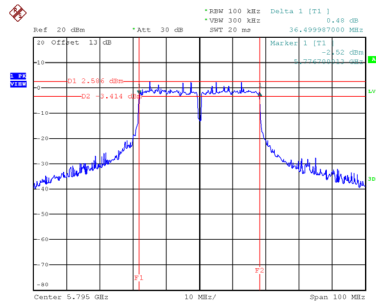
Channel	Frequency (MHz)	6 dB Bandwidth (MHz)	99 % Occupied Bandwidth (MHz)	6 dB Bandwidth Min. Limit (MHz)	Result
151	5755	36.500	40.800	0.5	Complies
159	5795	36.500	40.800	0.5	Complies

CH151



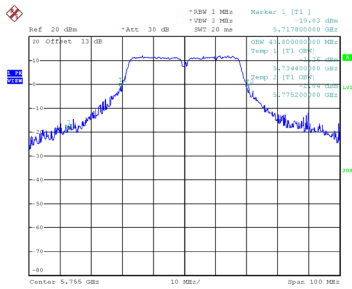
Date: 26 JUN 2021 14:48:53

CH159 6 dB Bandwidth

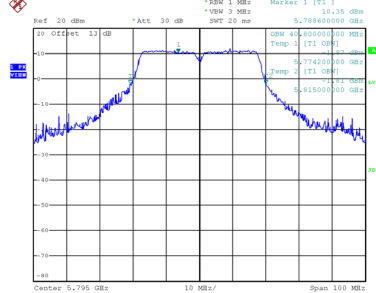


Date: 26 JUN 2021 14:50:09

99 % Occupied Bandwidth



Date: 26 JUN 2021 14:49:21

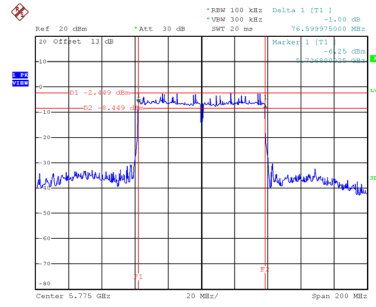


Date: 26 JUN 2021 14:49:35

Test Mode	UNII-3_TX AC(VHT80) Mode
-----------	--------------------------

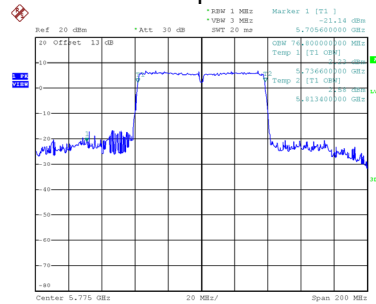
Channel	Frequency (MHz)	6 dB Bandwidth (MHz)	99 % Occupied Bandwidth (MHz)	6 dB Bandwidth Min. Limit (MHz)	Result
155	5775	76.600	76.800	0.5	Complies

CH155 6 dB Bandwidth



Date: 26 JUN 2021 15:03:25

99 % Occupied Bandwidth



Date: 26 JUN 2021 15:02:55

APPENDIX F - MAXIMUM OUTPUT POWER

Test Mode	UNII-1_TX A Mode
-----------	------------------

Channel	Frequency (MHz)	Output Power (dBm)	Duty Factor	Output Power + Duty Factor (dBm)	Max. Limit (dBm)	Max. Limit (W)	Result
36	5180	13.70	0.45	14.15	23.98	0.2500	Complies
40	5200	13.75	0.45	14.20	23.98	0.2500	Complies
48	5240	13.58	0.45	14.03	23.98	0.2500	Complies

Test Mode	UNII-1_TX N(HT20) Mode
-----------	------------------------

Channel	Frequency (MHz)	Output Power (dBm)	Duty Factor	Output Power + Duty Factor (dBm)	Max. Limit (dBm)	Max. Limit (W)	Result
36	5180	13.97	0.12	14.09	23.98	0.2500	Complies
40	5200	14.58	0.12	14.70	23.98	0.2500	Complies
48	5240	14.06	0.12	14.18	23.98	0.2500	Complies

Test Mode	UNII-1_TX N(HT40) Mode
-----------	------------------------

Channel	Frequency (MHz)	Output Power (dBm)	Duty Factor	Output Power + Duty Factor (dBm)	Max. Limit (dBm)	Max. Limit (W)	Result
38	5190	15.64	0.22	15.86	23.98	0.2500	Complies
46	5230	15.77	0.22	15.99	23.98	0.2500	Complies

Test Mode	UNII-1_TX AC(VHT20) Mode
-----------	--------------------------

Channel	Frequency (MHz)	Output Power (dBm)	Duty Factor	Output Power + Duty Factor (dBm)	Max. Limit (dBm)	Max. Limit (W)	Result
36	5180	14.11	0.26	14.37	23.98	0.2500	Complies
40	5200	14.38	0.26	14.64	23.98	0.2500	Complies
48	5240	14.02	0.26	14.28	23.98	0.2500	Complies

Test Mode	UNII-1_TX AC(VHT40) Mode
-----------	--------------------------

Channel	Frequency (MHz)	Output Power (dBm)	Duty Factor	Output Power + Duty Factor (dBm)	Max. Limit (dBm)	Max. Limit (W)	Result
38	5190	15.43	0.18	15.61	23.98	0.2500	Complies
46	5230	15.75	0.18	15.93	23.98	0.2500	Complies

Test Mode	UNII-1_TX AC(VHT80) Mode
-----------	--------------------------

Channel	Frequency (MHz)	Output Power (dBm)	Duty Factor	Output Power + Duty Factor (dBm)	Max. Limit (dBm)	Max. Limit (W)	Result
42	5210	12.12	0.46	12.58	23.98	0.2500	Complies

Test Mode	UNII-2A_TX A Mode
-----------	-------------------

Channel	Frequency (MHz)	Output Power (dBm)	Duty Factor	Output Power + Duty Factor (dBm)	Max. Limit (dBm)	Max. Limit (W)	Result
52	5260	13.78	0.45	14.23	23.98	0.2500	Complies
60	5300	15.19	0.45	15.64	23.98	0.2500	Complies
64	5320	14.92	0.45	15.37	23.98	0.2500	Complies

Test Mode	UNII-2A_TX N(HT20) Mode
-----------	-------------------------

Channel	Frequency (MHz)	Output Power (dBm)	Duty Factor	Output Power + Duty Factor (dBm)	Max. Limit (dBm)	Max. Limit (W)	Result
52	5260	14.91	0.12	15.03	23.98	0.2500	Complies
60	5300	15.34	0.12	15.46	23.98	0.2500	Complies
64	5320	15.22	0.12	15.34	23.98	0.2500	Complies

Test Mode	UNII-2A_TX N(HT40) Mode
-----------	-------------------------

Channel	Frequency (MHz)	Output Power (dBm)	Duty Factor	Output Power + Duty Factor (dBm)	Max. Limit (dBm)	Max. Limit (W)	Result
54	5270	16.05	0.22	16.27	23.98	0.2500	Complies
62	5310	14.98	0.22	15.20	23.98	0.2500	Complies

Test Mode	UNII-2A_TX AC(VHT20) Mode
-----------	---------------------------

Channel	Frequency (MHz)	Output Power (dBm)	Duty Factor	Output Power + Duty Factor (dBm)	Max. Limit (dBm)	Max. Limit (W)	Result
52	5260	14.92	0.26	15.18	23.98	0.2500	Complies
60	5300	15.28	0.26	15.54	23.98	0.2500	Complies
64	5320	15.18	0.26	15.44	23.98	0.2500	Complies

Test Mode	UNII-2A_TX AC(VHT40) Mode
-----------	---------------------------

Channel	Frequency (MHz)	Output Power (dBm)	Duty Factor	Output Power + Duty Factor (dBm)	Max. Limit (dBm)	Max. Limit (W)	Result
54	5270	16.12	0.18	16.30	23.98	0.2500	Complies
62	5310	14.91	0.18	15.09	23.98	0.2500	Complies

Test Mode	UNII-2A_TX AC(VHT80) Mode
-----------	---------------------------

Channel	Frequency (MHz)	Output Power (dBm)	Duty Factor	Output Power + Duty Factor (dBm)	Max. Limit (dBm)	Max. Limit (W)	Result
58	5290	13.83	0.46	14.29	23.98	0.2500	Complies

Test Mode	UNII-2C_TX A Mode
-----------	-------------------

Channel	Frequency (MHz)	Output Power (dBm)	Duty Factor	Output Power + Duty Factor (dBm)	Max. Limit (dBm)	Max. Limit (W)	Result
100	5500	15.62	0.45	16.07	23.98	0.2500	Complies
116	5580	15.72	0.45	16.17	23.98	0.2500	Complies
140	5700	15.85	0.45	16.30	23.98	0.2500	Complies

Test Mode	UNII-2C_TX N(HT20) Mode
-----------	-------------------------

Channel	Frequency (MHz)	Output Power (dBm)	Duty Factor	Output Power + Duty Factor (dBm)	Max. Limit (dBm)	Max. Limit (W)	Result
100	5500	15.65	0.12	15.77	23.98	0.2500	Complies
116	5580	15.75	0.12	15.87	23.98	0.2500	Complies
140	5700	15.88	0.12	16.00	23.98	0.2500	Complies

Test Mode	UNII-2C_TX N(HT40) Mode
-----------	-------------------------

Channel	Frequency (MHz)	Output Power (dBm)	Duty Factor	Output Power + Duty Factor (dBm)	Max. Limit (dBm)	Max. Limit (W)	Result
102	5510	14.73	0.22	14.95	23.98	0.2500	Complies
110	5550	14.92	0.22	15.14	23.98	0.2500	Complies
134	5670	15.14	0.22	15.36	23.98	0.2500	Complies

Test Mode	UNII-2C_TX AC(VHT20) Mode
-----------	---------------------------

Channel	Frequency (MHz)	Output Power (dBm)	Duty Factor	Output Power + Duty Factor (dBm)	Max. Limit (dBm)	Max. Limit (W)	Result
100	5500	15.43	0.26	15.69	23.98	0.2500	Complies
116	5580	15.55	0.26	15.81	23.98	0.2500	Complies
140	5700	15.76	0.26	16.02	23.98	0.2500	Complies

Test Mode	UNII-2C_TX AC(VHT40) Mode
-----------	---------------------------

Channel	Frequency (MHz)	Output Power (dBm)	Duty Factor	Output Power + Duty Factor (dBm)	Max. Limit (dBm)	Max. Limit (W)	Result
102	5510	14.92	0.18	15.10	23.98	0.2500	Complies
110	5550	14.97	0.18	15.15	23.98	0.2500	Complies
134	5670	15.08	0.18	15.26	23.98	0.2500	Complies

Test Mode	UNII-2C_TX AC(VHT80) Mode
-----------	---------------------------

Channel	Frequency (MHz)	Output Power (dBm)	Duty Factor	Output Power + Duty Factor (dBm)	Max. Limit (dBm)	Max. Limit (W)	Result
106	5530	12.61	0.46	13.07	23.98	0.2500	Complies
122	5610	12.72	0.46	13.18	23.98	0.2500	Complies

Test Mode	UNII-3_TX A Mode
-----------	------------------

Channel	Frequency (MHz)	Output Power (dBm)	Duty Factor	Output Power + Duty Factor (dBm)	Max. Limit (dBm)	Max. Limit (W)	Result
149	5745	15.37	0.45	15.82	30.00	1.0000	Complies
157	5785	15.33	0.45	15.78	30.00	1.0000	Complies
165	5825	15.35	0.45	15.80	30.00	1.0000	Complies

Test Mode	UNII-3_TX N(HT20) Mode
-----------	------------------------

Channel	Frequency (MHz)	Output Power (dBm)	Duty Factor	Output Power + Duty Factor (dBm)	Max. Limit (dBm)	Max. Limit (W)	Result
149	5745	15.36	0.12	15.48	30.00	1.0000	Complies
157	5785	15.21	0.12	15.33	30.00	1.0000	Complies
165	5825	15.16	0.12	15.28	30.00	1.0000	Complies

Test Mode	UNII-3_TX N(HT40) Mode
-----------	------------------------

Channel	Frequency (MHz)	Output Power (dBm)	Duty Factor	Output Power + Duty Factor (dBm)	Max. Limit (dBm)	Max. Limit (W)	Result
151	5755	14.73	0.22	14.95	30.00	1.0000	Complies
159	5795	14.68	0.22	14.90	30.00	1.0000	Complies

Test Mode	UNII-3_TX AC(VHT20) Mode
-----------	--------------------------

Channel	Frequency (MHz)	Output Power (dBm)	Duty Factor	Output Power + Duty Factor (dBm)	Max. Limit (dBm)	Max. Limit (W)	Result
149	5745	15.41	0.26	15.67	30.00	1.0000	Complies
157	5785	15.37	0.26	15.63	30.00	1.0000	Complies
165	5825	15.28	0.26	15.54	30.00	1.0000	Complies

Test Mode	UNII-3_TX AC(VHT40) Mode
-----------	--------------------------

Channel	Frequency (MHz)	Output Power (dBm)	Duty Factor	Output Power + Duty Factor (dBm)	Max. Limit (dBm)	Max. Limit (W)	Result
151	5755	14.81	0.18	14.99	30.00	1.0000	Complies
159	5795	14.77	0.18	14.95	30.00	1.0000	Complies

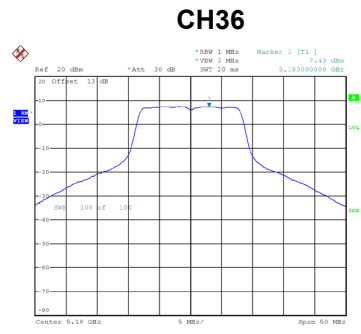
Test Mode	UNII-3_TX AC(VHT80) Mode
-----------	--------------------------

Channel	Frequency (MHz)	Output Power (dBm)	Duty Factor	Output Power + Duty Factor (dBm)	Max. Limit (dBm)	Max. Limit (W)	Result
155	5775	12.13	0.46	12.59	30.00	1.0000	Complies

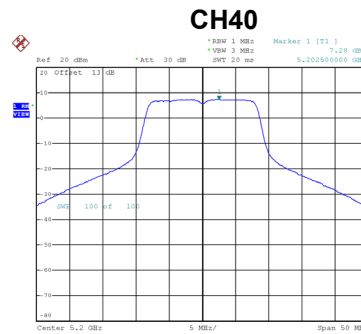
APPENDIX G - POWER SPECTRAL DENSITY

Test Mode	UNII-1_TX A Mode
-----------	------------------

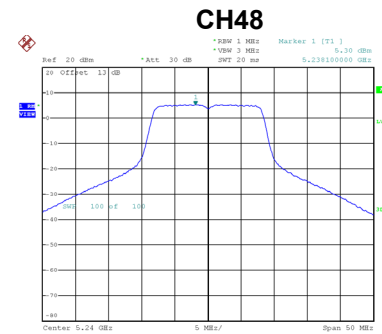
Channel	Frequency (MHz)	Power Spectral Density (dBm/MHz)	Duty Factor	Power Spectral Density + Duty Factor (dBm/MHz)	Max. Limit (dBm/MHz)	Result
36	5180	7.43	0.45	7.88	11.00	Complies
40	5200	7.28	0.45	7.73	11.00	Complies
48	5240	5.30	0.45	5.75	11.00	Complies



Date: 26 JUN, 2021 13:40:30



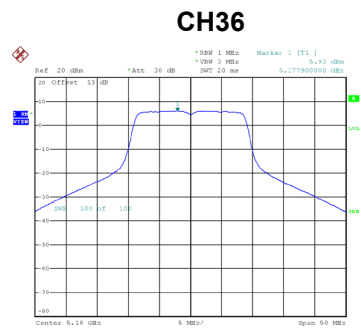
Date: 26 JUN, 2021 13:41:27



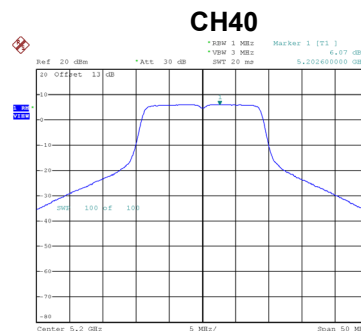
Date: 26 JUN, 2021 15:28:15

Test Mode	UNII-1_TX AC(VHT20) Mode
-----------	--------------------------

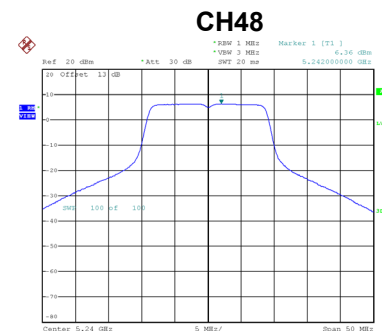
Channel	Frequency (MHz)	Power Spectral Density (dBm/MHz)	Duty Factor	Power Spectral Density + Duty Factor (dBm/MHz)	Max. Limit (dBm/MHz)	Result
36	5180	5.93	0.26	6.19	11.00	Complies
40	5200	6.07	0.26	6.33	11.00	Complies
48	5240	6.36	0.26	6.62	11.00	Complies



Date: 26 JUN, 2021 14:08:05



Date: 26 JUN, 2021 14:08:56



Date: 26 JUN, 2021 14:09:48