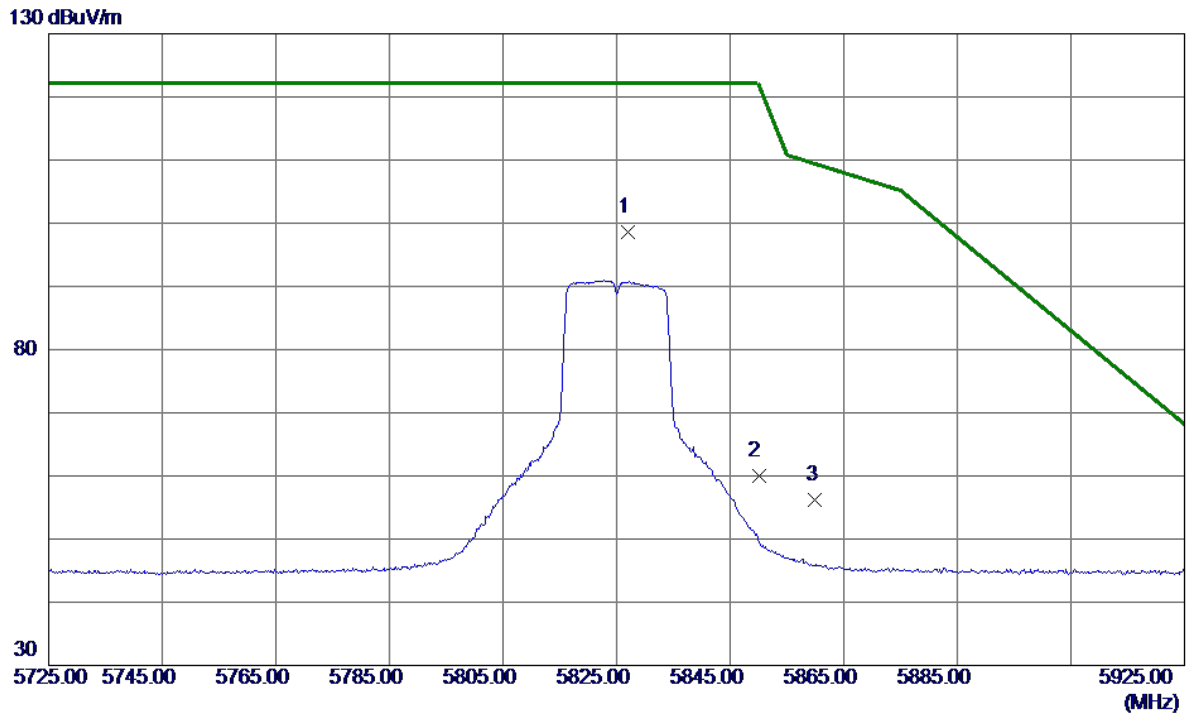


Test Mode	UNII-3_TX AC(VHT20) Mode 5825 MHz	Polarization	Horizontal
-----------	-----------------------------------	--------------	------------

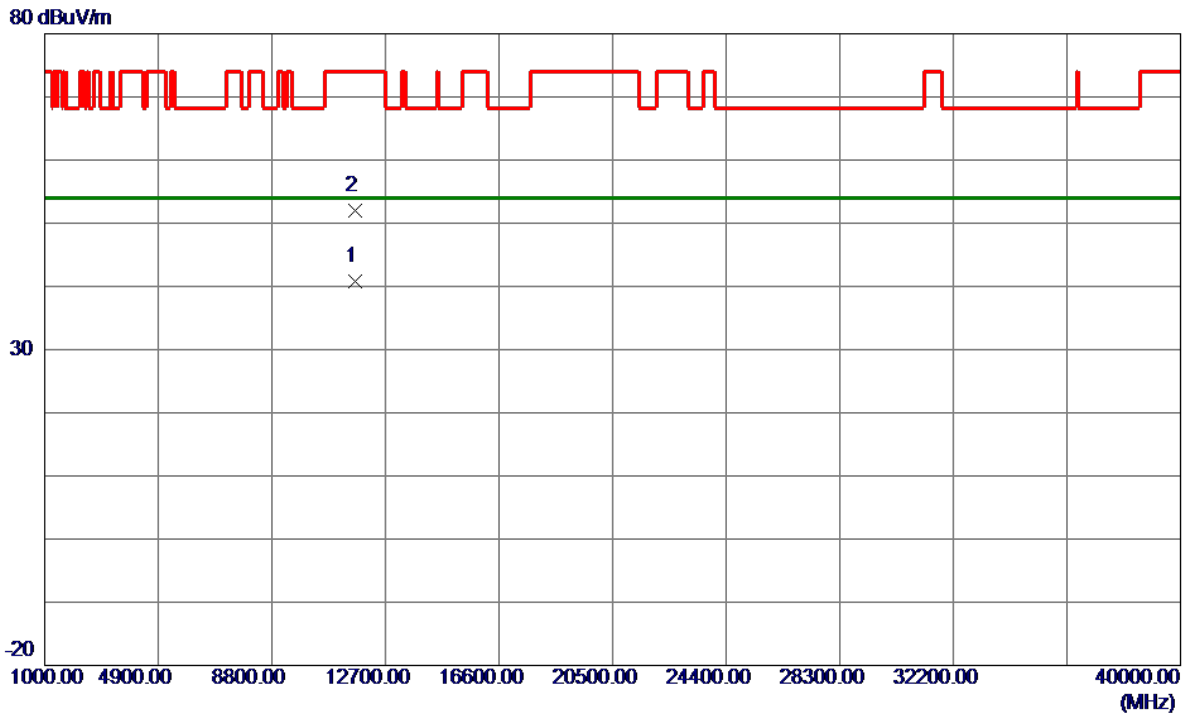


No.	Freq. MHz	Reading Level dBuV/m	Correct Factor dB	Measure ment dBuV/m	Limit dBuV/m	Margin dB	Detector	Comment
1 *	5827.0000	81.82	16.86	98.68	122.20	-23.52	Peak	No Limit
2	5850.0000	43.11	16.87	59.98	122.20	-62.22	Peak	
3	5860.0000	39.39	16.88	56.27	109.40	-53.13	Peak	

REMARKS:

- (1) Measurement Value = Reading Level + Correct Factor.
- (2) Margin Level = Measurement Value - Limit Value.

Test Mode	UNII-3_TX AC(VHT20) Mode 5825 MHz	Polarization	Horizontal
-----------	-----------------------------------	--------------	------------

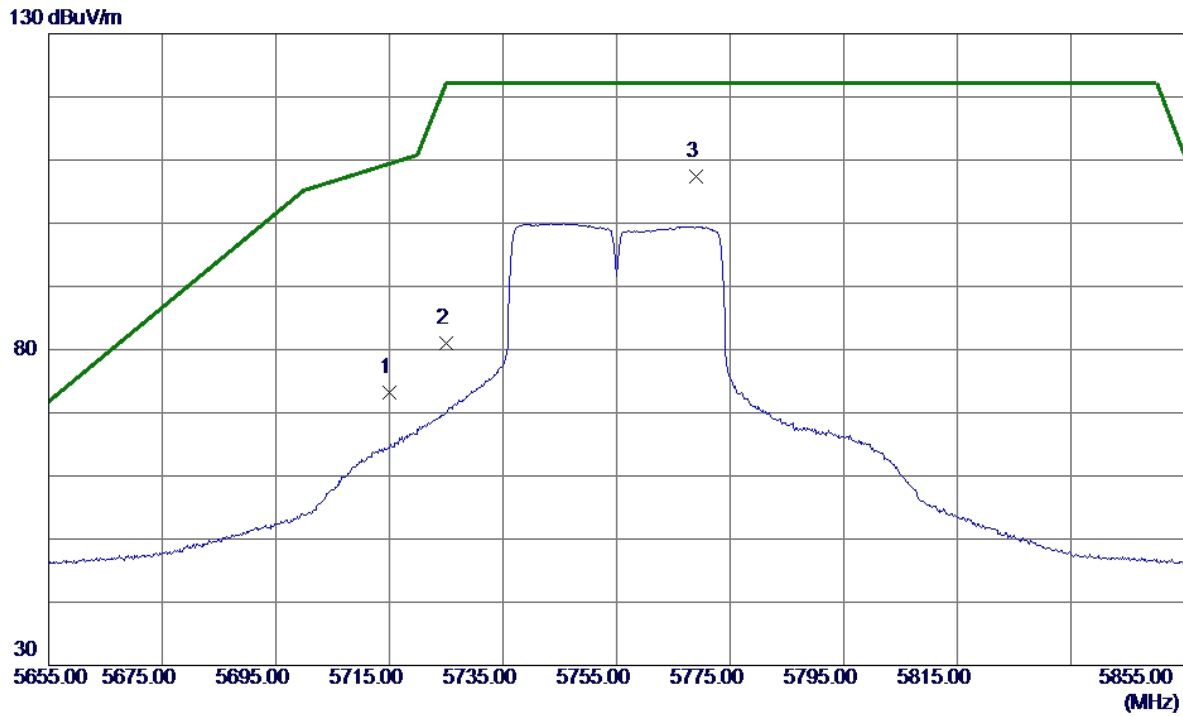


No.	Freq. MHz	Reading Level dBuV/m	Correct Factor dB	Measure ment dBuV/m	Limit dBuV/m	Margin dB	Detector	Comment
1 *	11648.7650	26.05	14.78	40.83	54.00	-13.17	AVG	
2	11648.8750	37.26	14.78	52.04	74.00	-21.96	Peak	

REMARKS:

- (1) Measurement Value = Reading Level + Correct Factor.
- (2) Margin Level = Measurement Value - Limit Value.

Test Mode	UNII-3_TX AC(VHT40) Mode 5755 MHz	Polarization	Vertical
-----------	-----------------------------------	--------------	----------

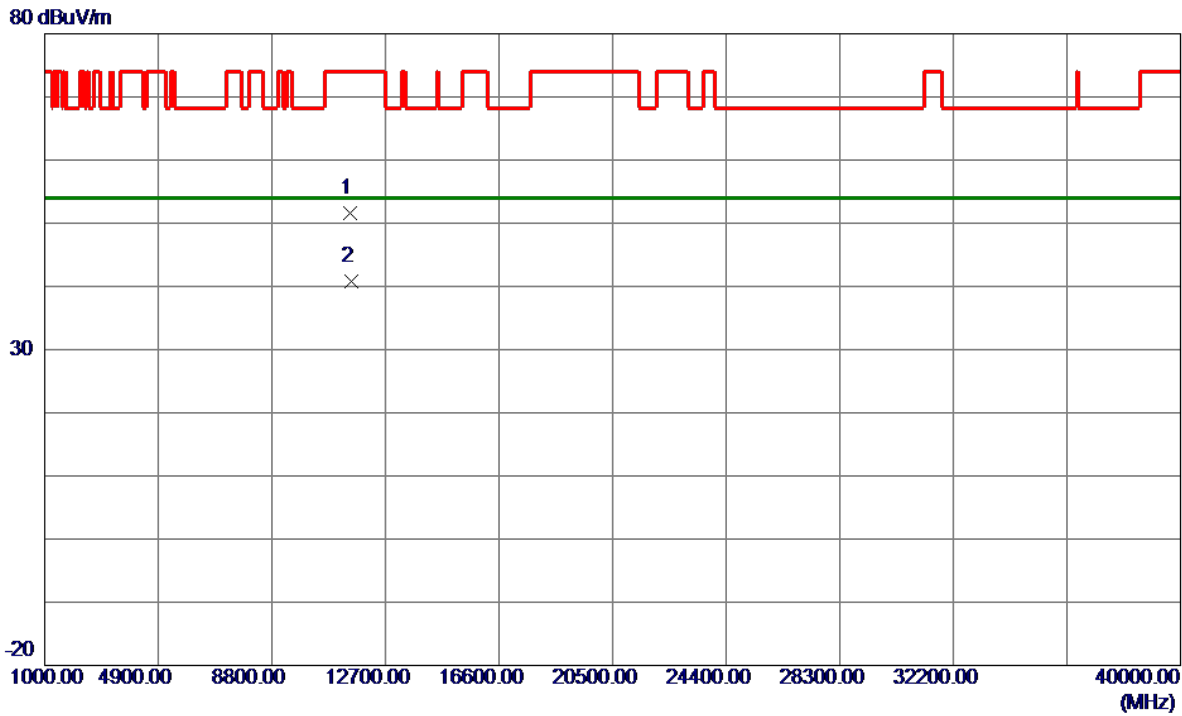


No.	Freq. MHz	Reading Level dBuV/m	Correct Factor dB	Measure ment dBuV/m	Limit dBuV/m	Margin dB	Detector	Comment
1	5715.0000	56.48	16.79	73.27	109.40	-36.13	Peak	
2	5725.0000	64.20	16.80	81.00	122.20	-41.20	Peak	
3 *	5769.0000	90.61	16.82	107.43	122.20	-14.77	Peak	No Limit

REMARKS:

- (1) Measurement Value = Reading Level + Correct Factor.
- (2) Margin Level = Measurement Value - Limit Value.

Test Mode	UNII-3_TX AC(VHT40) Mode 5755 MHz	Polarization	Vertical
-----------	-----------------------------------	--------------	----------

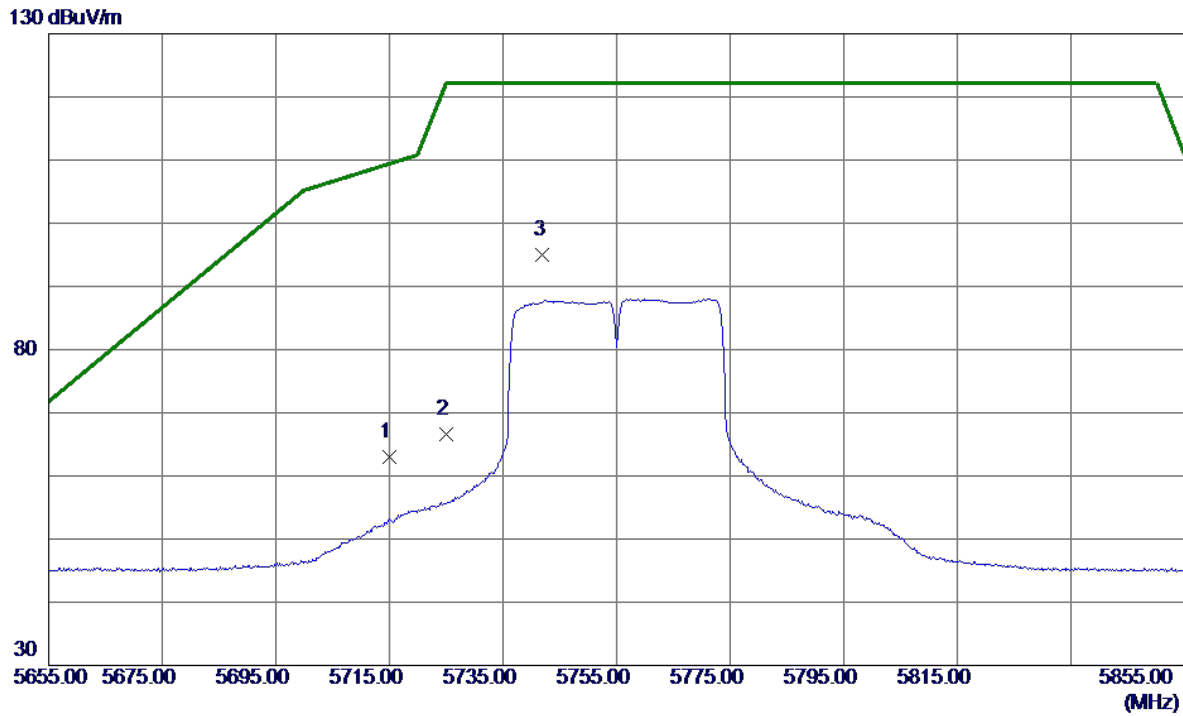


No.	Freq. MHz	Reading Level dBuV/m	Correct Factor dB	Measure ment dBuV/m	Limit dBuV/m	Margin dB	Detector	Comment
1	11507.9900	37.03	14.66	51.69	74.00	-22.31	Peak	
2 *	11509.5850	26.05	14.66	40.71	54.00	-13.29	AVG	

REMARKS:

- (1) Measurement Value = Reading Level + Correct Factor.
- (2) Margin Level = Measurement Value - Limit Value.

Test Mode	UNII-3_TX AC(VHT40) Mode 5755 MHz	Polarization	Horizontal
-----------	-----------------------------------	--------------	------------

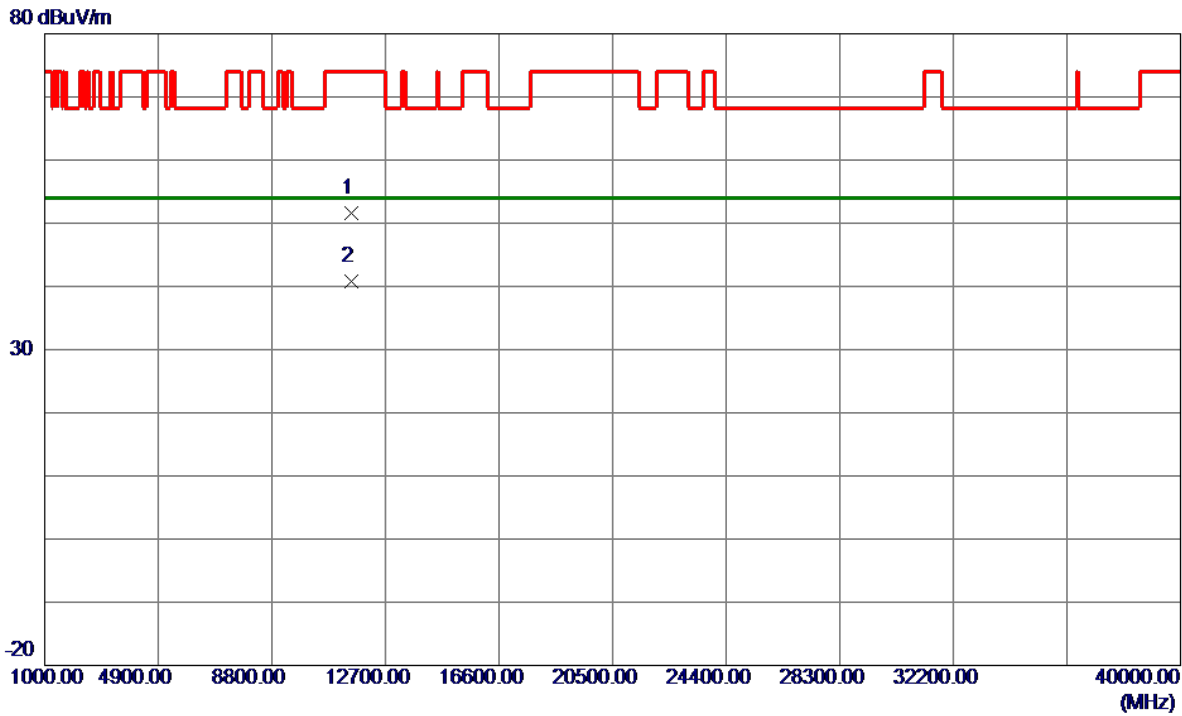


No.	Freq. MHz	Reading Level dBuV/m	Correct Factor dB	Measure ment dBuV/m	Limit dBuV/m	Margin dB	Detector	Comment
1	5715.0000	46.18	16.79	62.97	109.40	-46.43	Peak	
2	5725.0000	49.83	16.80	66.63	122.20	-55.57	Peak	
3 *	5742.0000	78.22	16.81	95.03	122.20	-27.17	Peak	No Limit

REMARKS:

- (1) Measurement Value = Reading Level + Correct Factor.
- (2) Margin Level = Measurement Value - Limit Value.

Test Mode	UNII-3_TX AC(VHT40) Mode 5755 MHz	Polarization	Horizontal
-----------	-----------------------------------	--------------	------------

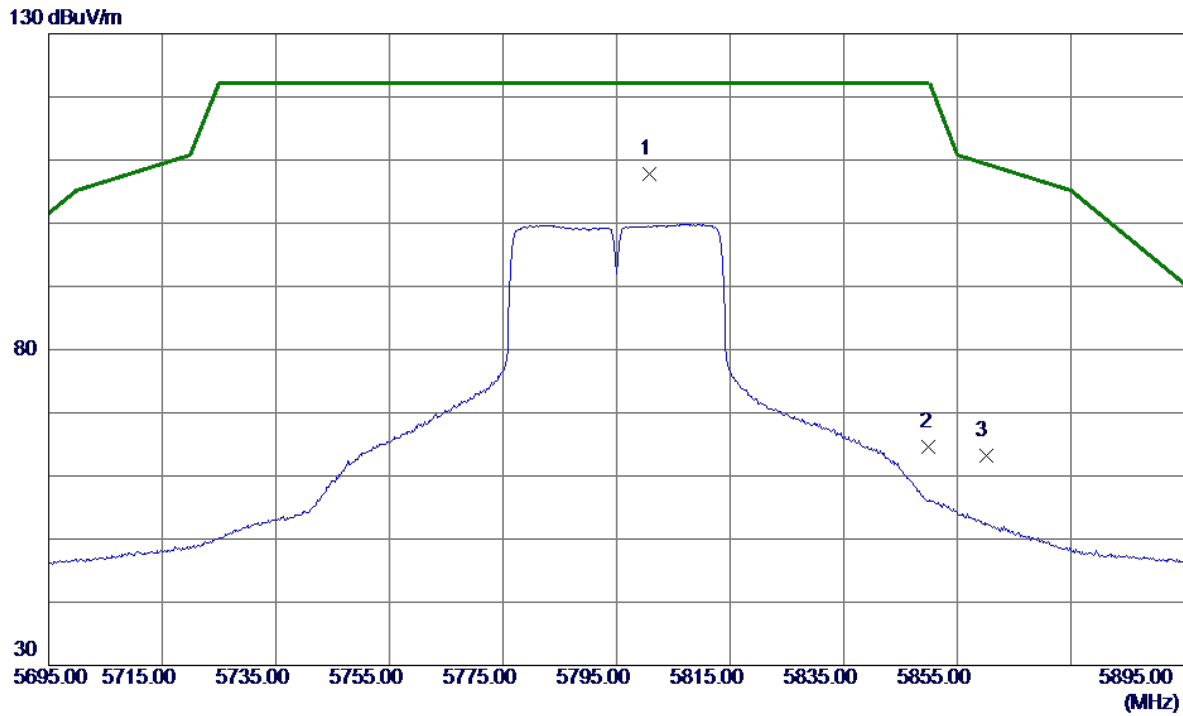


No.	Freq. MHz	Reading Level dBuV/m	Correct Factor dB	Measure ment dBuV/m	Limit dBuV/m	Margin dB	Detector	Comment
1	11509.2850	37.01	14.66	51.67	74.00	-22.33	Peak	
2 *	11509.7800	26.11	14.66	40.77	54.00	-13.23	AVG	

REMARKS:

- (1) Measurement Value = Reading Level + Correct Factor.
- (2) Margin Level = Measurement Value - Limit Value.

Test Mode	UNII-3_TX AC(VHT40) Mode 5795 MHz	Polarization	Vertical
-----------	-----------------------------------	--------------	----------

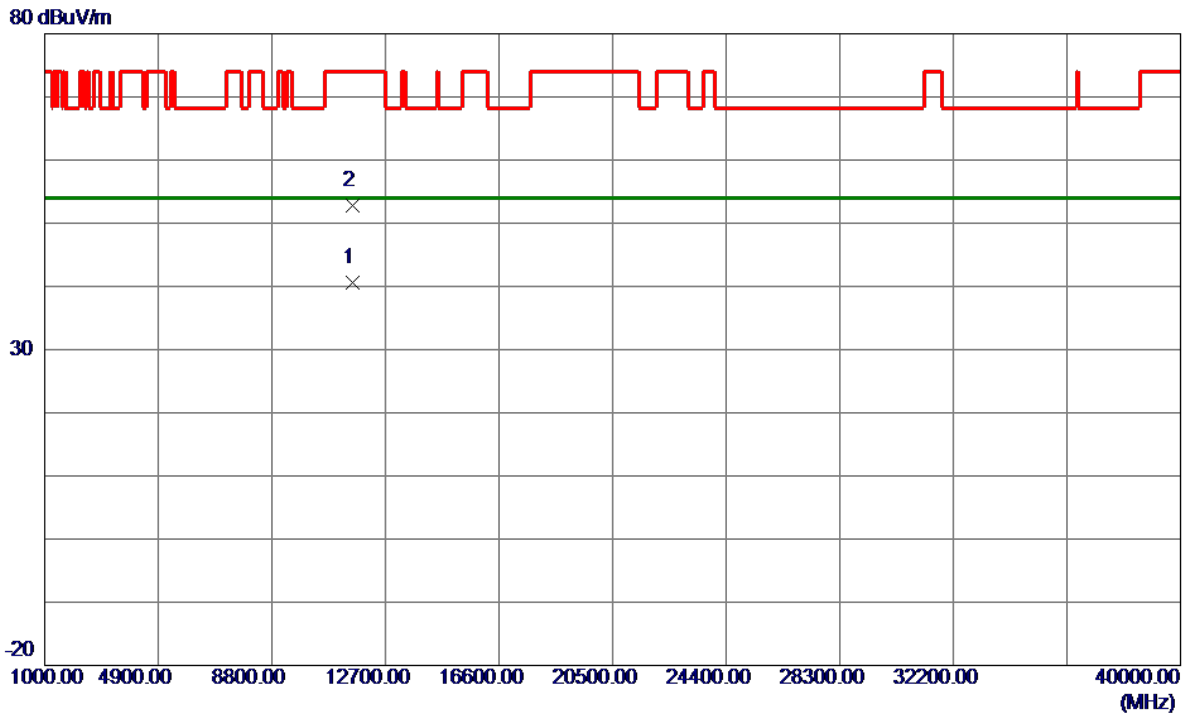


No.	Freq. MHz	Reading Level dBuV/m	Correct Factor dB	Measure ment dBuV/m	Limit dBuV/m	Margin dB	Detector	Comment
1 *	5800.8000	91.05	16.84	107.89	122.20	-14.31	Peak	No Limit
2	5850.0000	47.73	16.87	64.60	122.20	-57.60	Peak	
3	5860.0000	46.37	16.88	63.25	109.40	-46.15	Peak	

REMARKS:

- (1) Measurement Value = Reading Level + Correct Factor.
- (2) Margin Level = Measurement Value - Limit Value.

Test Mode	UNII-3_TX AC(VHT40) Mode 5795 MHz	Polarization	Vertical
-----------	-----------------------------------	--------------	----------

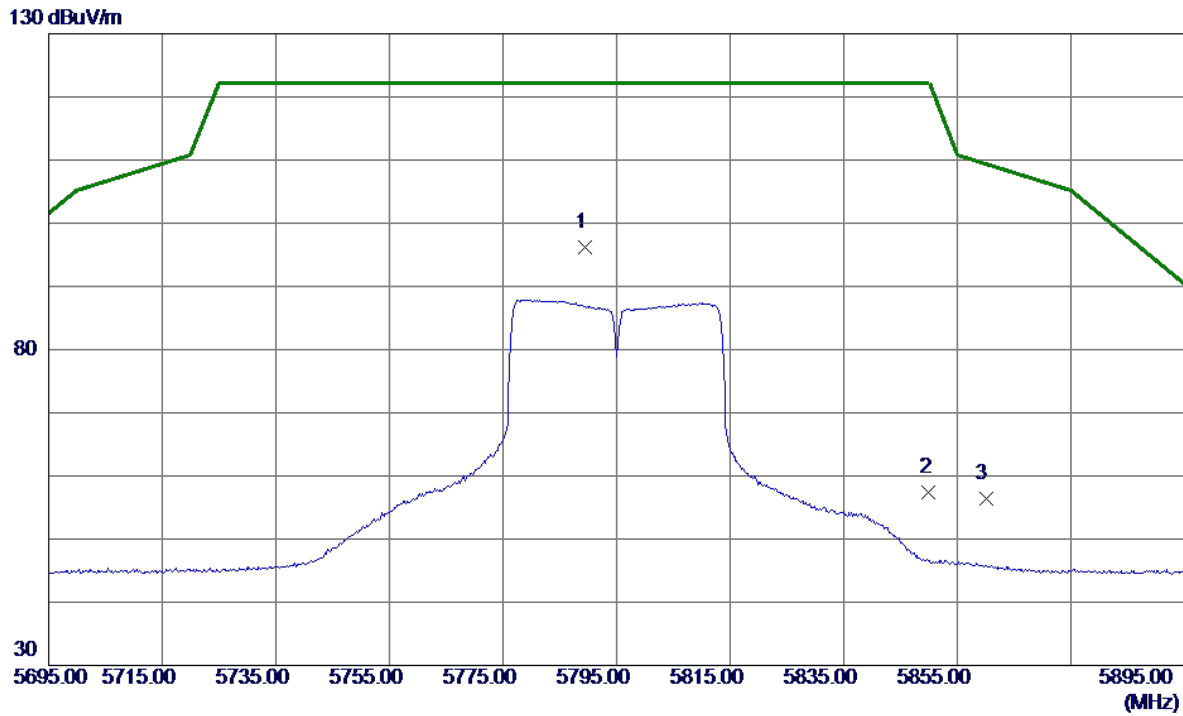


No.	Freq. MHz	Reading Level dBuV/m	Correct Factor dB	Measure ment dBuV/m	Limit dBuV/m	Margin dB	Detector	Comment
1 *	11589.0300	25.89	14.73	40.62	54.00	-13.38	AVG	
2	11589.9600	38.09	14.73	52.82	74.00	-21.18	Peak	

REMARKS:

- (1) Measurement Value = Reading Level + Correct Factor.
- (2) Margin Level = Measurement Value - Limit Value.

Test Mode	UNII-3_TX AC(VHT40) Mode 5795 MHz	Polarization	Horizontal
-----------	-----------------------------------	--------------	------------

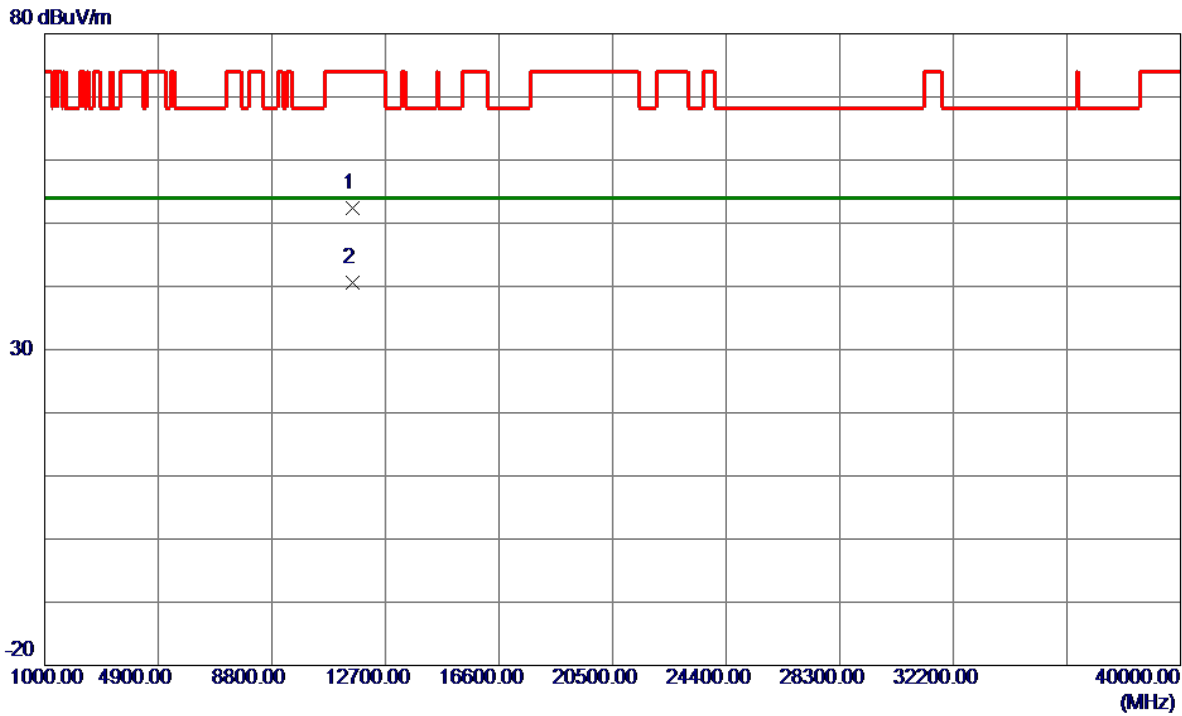


No.	Freq. MHz	Reading Level dBuV/m	Correct Factor dB	Measure ment dBuV/m	Limit dBuV/m	Margin dB	Detector	Comment
1 *	5789.4000	79.35	16.84	96.19	122.20	-26.01	Peak	No Limit
2	5850.0000	40.44	16.87	57.31	122.20	-64.89	Peak	
3	5860.0000	39.60	16.88	56.48	109.40	-52.92	Peak	

REMARKS:

- (1) Measurement Value = Reading Level + Correct Factor.
- (2) Margin Level = Measurement Value - Limit Value.

Test Mode	UNII-3_TX AC(VHT40) Mode 5795 MHz	Polarization	Horizontal
-----------	-----------------------------------	--------------	------------

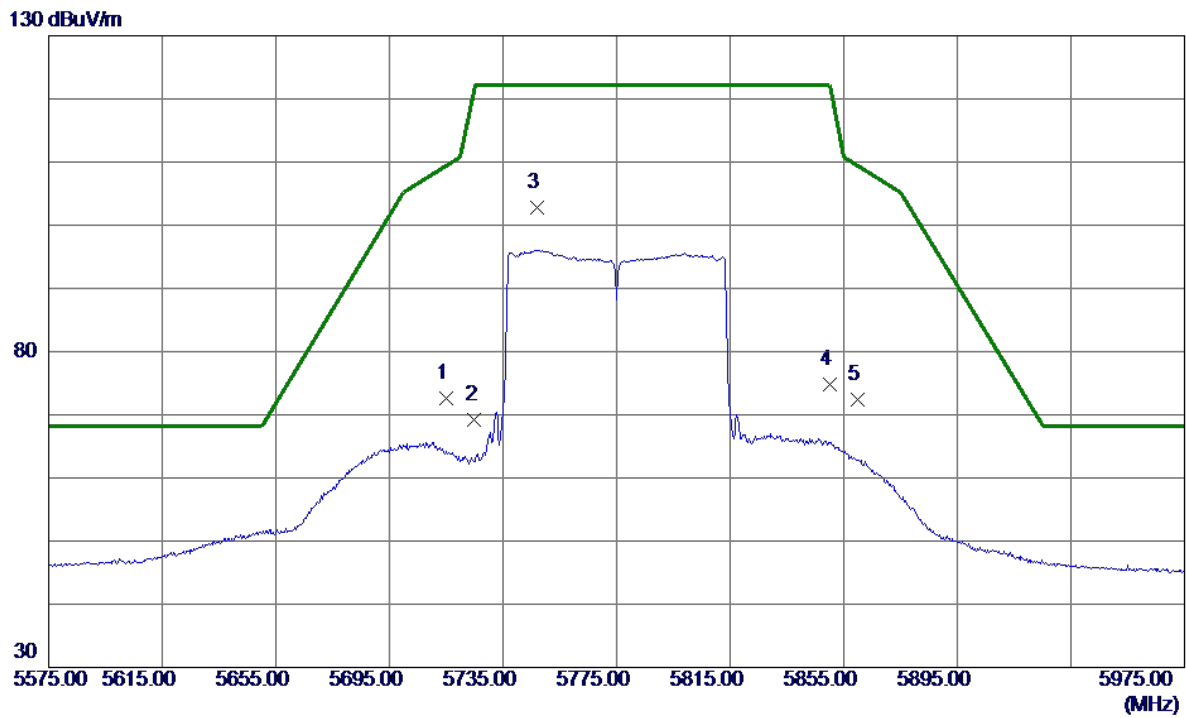


No.	Freq. MHz	Reading Level dBuV/m	Correct Factor dB	Measure ment dBuV/m	Limit dBuV/m	Margin dB	Detector	Comment
1	11587.9100	37.64	14.73	52.37	74.00	-21.63	Peak	
2 *	11588.3949	25.93	14.73	40.66	54.00	-13.34	AVG	

REMARKS:

- (1) Measurement Value = Reading Level + Correct Factor.
- (2) Margin Level = Measurement Value - Limit Value.

Test Mode	UNII-3_TX AC(VHT80) Mode 5775 MHz	Polarization	Vertical
-----------	-----------------------------------	--------------	----------

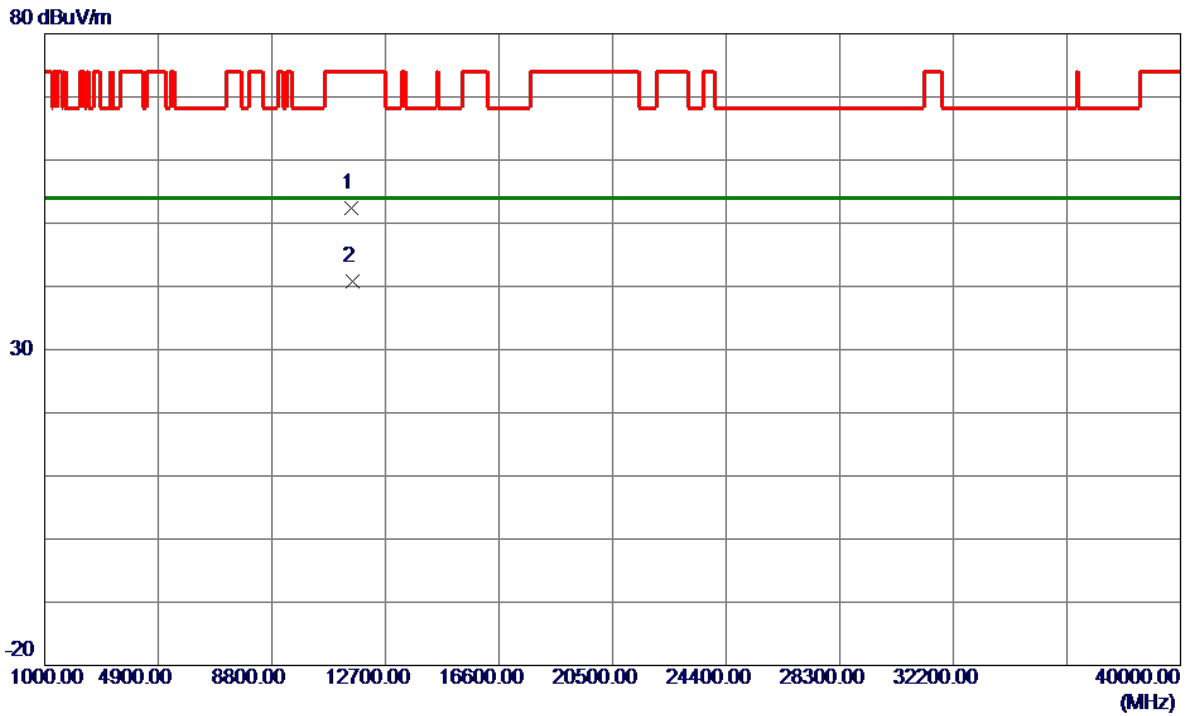


No.	Freq. MHz	Reading Level dBuV/m	Correct Factor dB	Measure ment dBuV/m	Limit dBuV/m	Margin dB	Detector	Comment
1	5715.0000	55.72	16.79	72.51	109.40	-36.89	Peak	
2	5725.0000	52.33	16.80	69.13	122.20	-53.07	Peak	
3 *	5747.0000	86.05	16.81	102.86	122.20	-19.34	Peak	No Limit
4	5850.0000	57.93	16.87	74.80	122.20	-47.40	Peak	
5	5860.0000	55.56	16.88	72.44	109.40	-36.96	Peak	

REMARKS:

- (1) Measurement Value = Reading Level + Correct Factor.
- (2) Margin Level = Measurement Value - Limit Value.

Test Mode	UNII-3_TX AC(VHT80) Mode 5775 MHz	Polarization	Vertical
-----------	-----------------------------------	--------------	----------

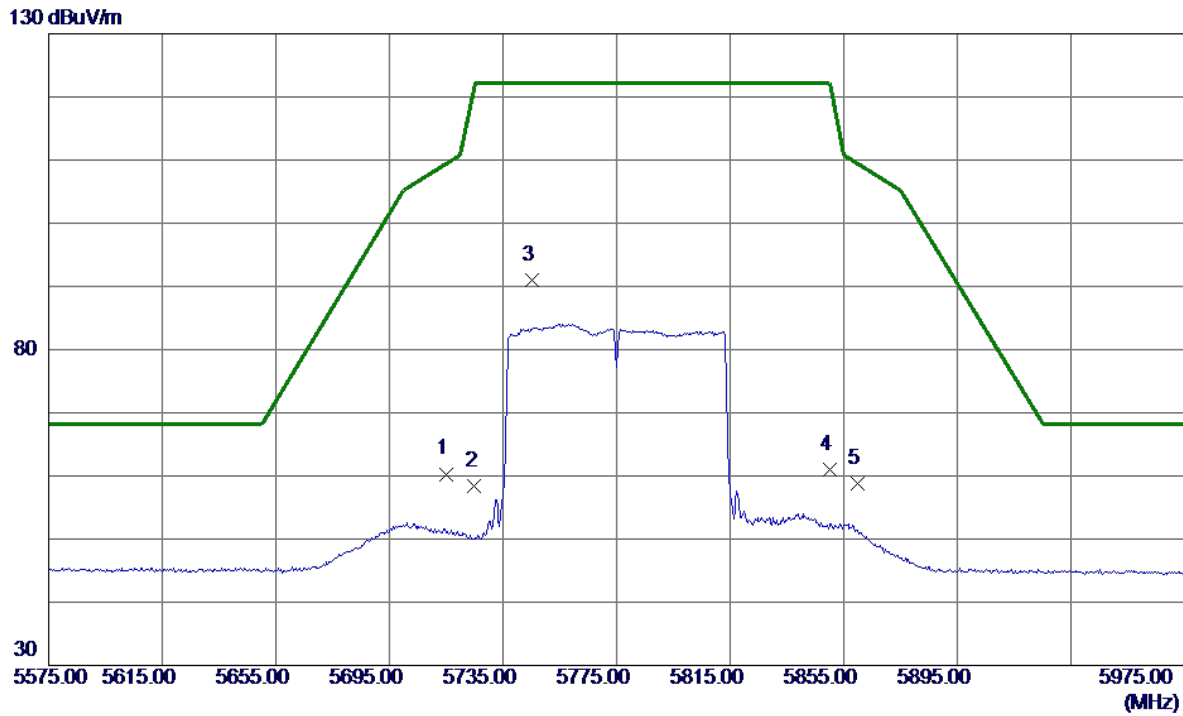


No.	Freq. MHz	Reading Level dBuV/m	Correct Factor dB	Measure ment dBuV/m	Limit dBuV/m	Margin dB	Detector	Comment
1	11547.8500	37.66	14.69	52.35	74.00	-21.65	Peak	
2 *	11552.2750	26.13	14.70	40.83	54.00	-13.17	AVG	

REMARKS:

- (1) Measurement Value = Reading Level + Correct Factor.
- (2) Margin Level = Measurement Value - Limit Value.

Test Mode	UNII-3_TX AC(VHT80) Mode 5775 MHz	Polarization	Horizontal
-----------	-----------------------------------	--------------	------------

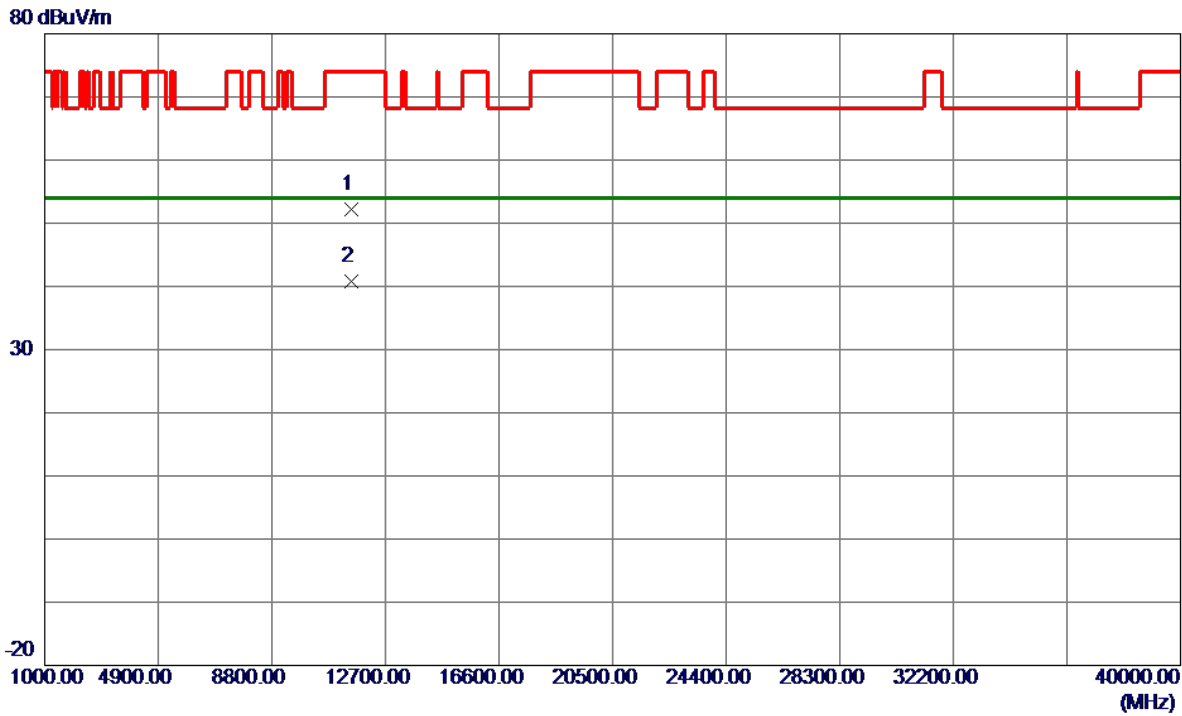


No.	Freq. MHz	Reading Level dBuV/m	Correct Factor dB	Measure ment dBuV/m	Limit dBuV/m	Margin dB	Detector	Comment
1	5715.0000	43.51	16.79	60.30	109.40	-49.10	Peak	
2	5725.0000	41.69	16.80	58.49	122.20	-63.71	Peak	
3 *	5745.4000	74.10	16.81	90.91	122.20	-31.29	Peak	No Limit
4	5850.0000	44.16	16.87	61.03	122.20	-61.17	Peak	
5	5860.0000	41.83	16.88	58.71	109.40	-50.69	Peak	

REMARKS:

- (1) Measurement Value = Reading Level + Correct Factor.
- (2) Margin Level = Measurement Value - Limit Value.

Test Mode	UNII-3_TX AC(VHT80) Mode 5775 MHz	Polarization	Horizontal
-----------	-----------------------------------	--------------	------------



No.	Freq. MHz	Reading Level dBuV/m	Correct Factor dB	Measure ment dBuV/m	Limit dBuV/m	Margin dB	Detector	Comment
1	11550.0650	37.42	14.70	52.12	74.00	-21.88	Peak	
2 *	11550.5050	26.13	14.70	40.83	54.00	-13.17	AVG	

REMARKS:

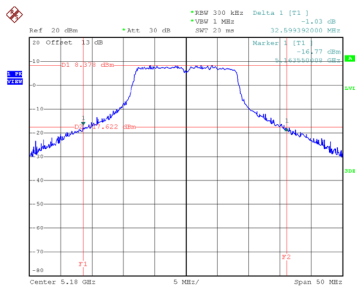
- (1) Measurement Value = Reading Level + Correct Factor.
- (2) Margin Level = Measurement Value - Limit Value.

APPENDIX E - BANDWIDTH

Test Mode	UNII-1_TX A Mode
-----------	------------------

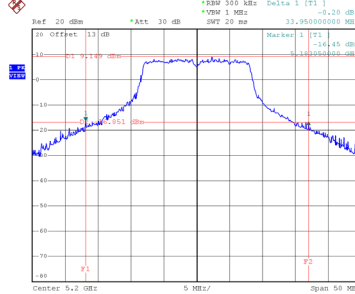
Channel	Frequency (MHz)	26 dB Bandwidth (MHz)	99 % Occupied Bandwidth (MHz)
36	5180	32.60	18.90
40	5200	33.95	18.90
48	5240	35.20	19.00

CH36



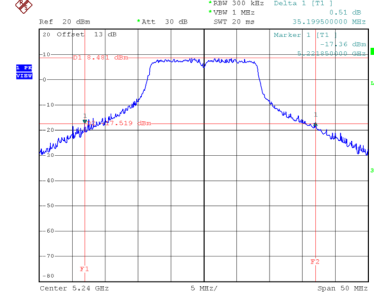
Date: 23_JUL_2021 14:00:00

CH40 26 dB Bandwidth



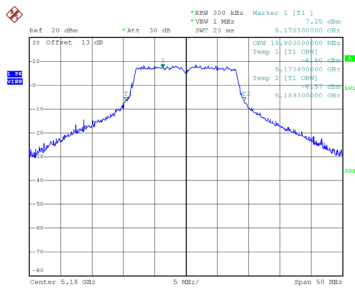
Date: 23_JUL_2021 14:01:49

CH48

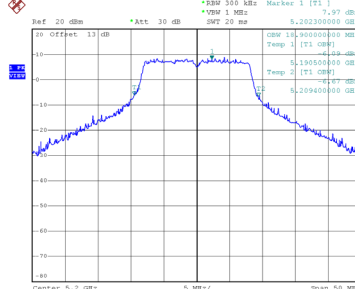


Date: 23_JUL_2021 14:03:18

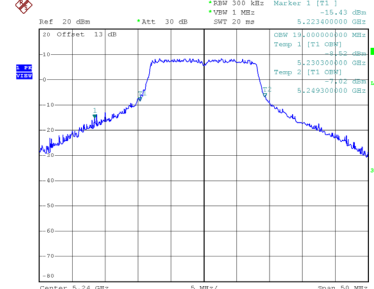
99 % Occupied Bandwidth



Date: 23_JUL_2021 13:59:29



Date: 23_JUL_2021 14:01:21

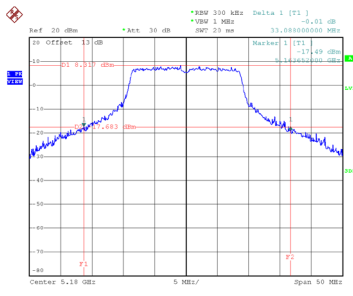


Date: 23_JUL_2021 14:02:52

Test Mode	UNII-1_TX AC(VHT20) Mode
-----------	--------------------------

Channel	Frequency (MHz)	26 dB Bandwidth (MHz)	99 % Occupied Bandwidth (MHz)
36	5180	33.09	19.80
40	5200	34.55	19.80
48	5240	33.05	19.80

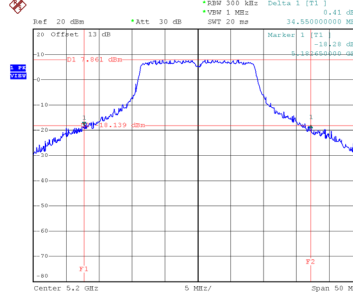
CH36



Date: 23_JUL_2021 18:58:03

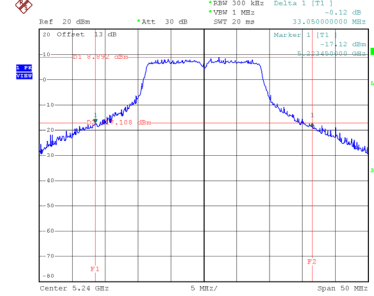
CH40

26 dB Bandwidth



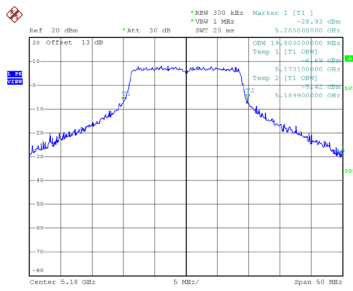
Date: 23_JUL_2021 18:59:15

CH48

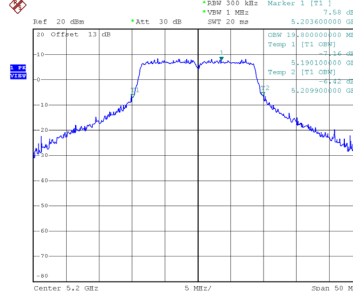


Date: 23_JUL_2021 19:00:26

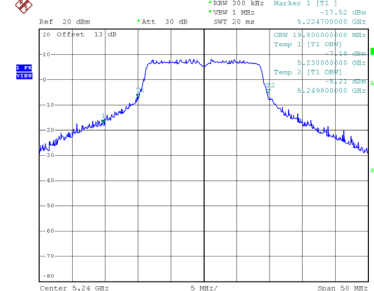
99 % Occupied Bandwidth



Date: 23_JUL_2021 18:57:25



Date: 23_JUL_2021 18:58:44

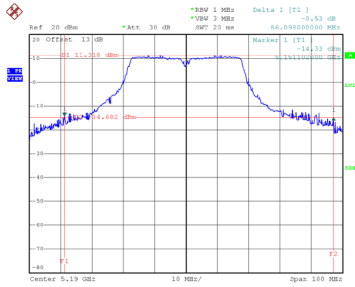


Date: 23_JUL_2021 18:59:54

Test Mode	UNII-1_TX AC(VHT40) Mode
-----------	--------------------------

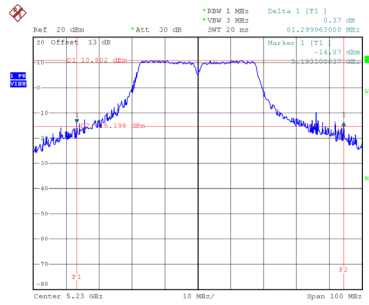
Channel	Frequency (MHz)	26 dB Bandwidth (MHz)	99 % Occupied Bandwidth (MHz)
38	5190	86.10	42.00
46	5230	81.30	39.20

CH38

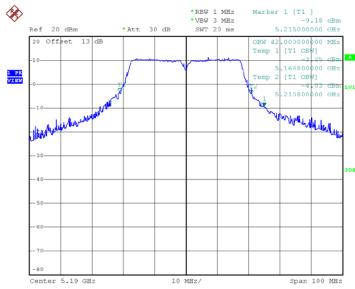


Date: 23_JUL_2021 19:14:30

CH46 26 dB Bandwidth

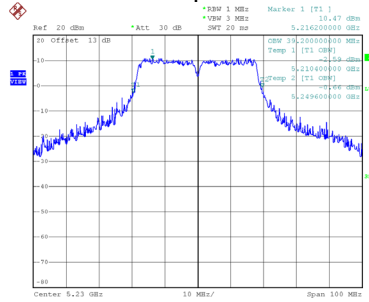


Date: 23_JUL_2021 19:16:17



Date: 23_JUL_2021 19:15:50

99 % Occupied Bandwidth

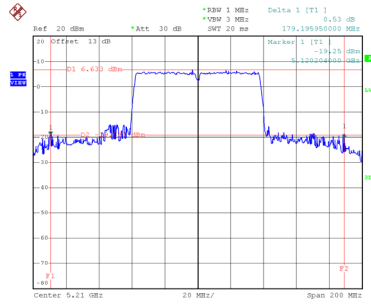


Date: 23_JUL_2021 19:15:17

Test Mode	UNII-1_TX AC(VHT80) Mode
-----------	--------------------------

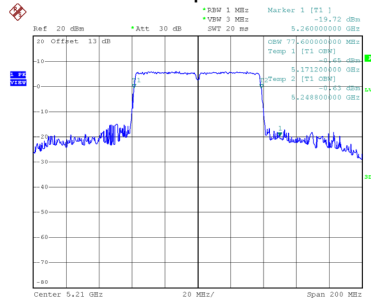
Channel	Frequency (MHz)	26 dB Bandwidth (MHz)	99 % Occupied Bandwidth (MHz)
42	5210	179.20	77.60

CH42 26 dB Bandwidth



Date: 23_JUL.2021 19:29:04

99 % Occupied Bandwidth

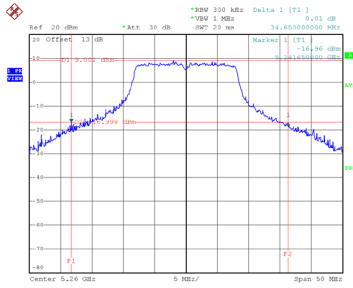


Date: 23_JUL.2021 19:28:39

Test Mode	UNII-2A_TX A Mode
-----------	-------------------

Channel	Frequency (MHz)	26 dB Bandwidth (MHz)	99 % Occupied Bandwidth (MHz)
52	5260	34.65	19.00
60	5300	37.10	19.20
64	5320	35.79	19.20

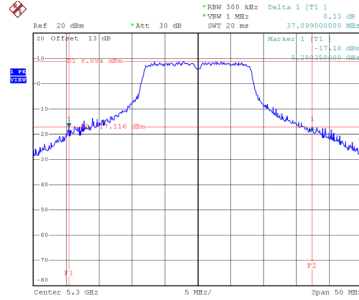
CH52



Date: 23_JUL_2021 14:05:21

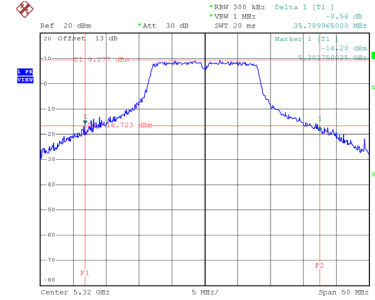
CH60

26 dB Bandwidth



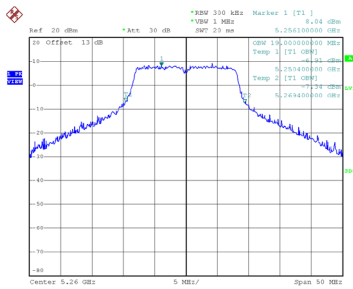
Date: 23_JUL_2021 14:07:18

CH64

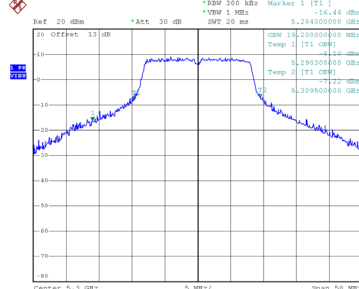


Date: 23_JUL_2021 14:08:47

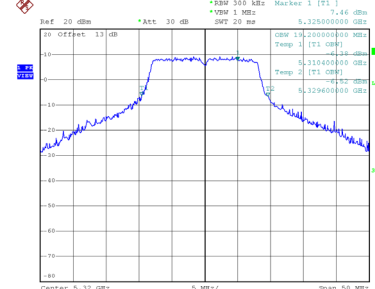
99 % Occupied Bandwidth



Date: 23_JUL_2021 14:04:54



Date: 23_JUL_2021 14:06:43

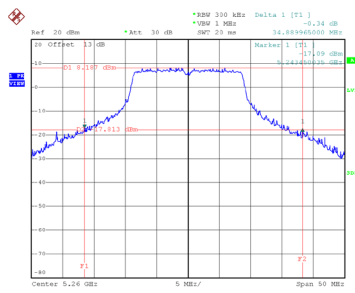


Date: 23_JUL_2021 14:08:14

Test Mode	UNII-2A_TX AC(VHT20) Mode
-----------	---------------------------

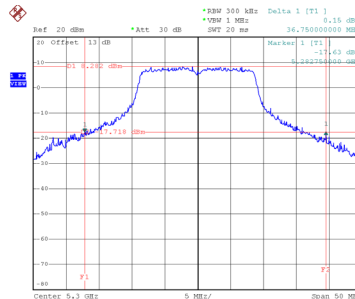
Channel	Frequency (MHz)	26 dB Bandwidth (MHz)	99 % Occupied Bandwidth (MHz)
52	5260	34.89	19.80
60	5300	36.75	19.90
64	5320	35.80	20.00

CH52



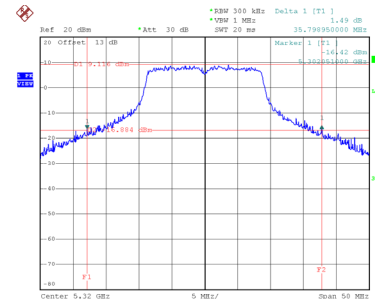
Date: 23_JUL_2021 19:01:38

CH60 26 dB Bandwidth



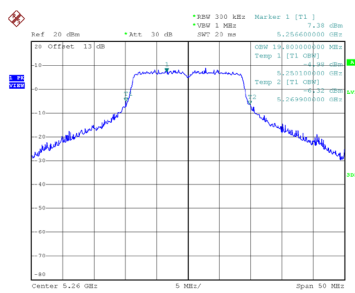
Date: 23_JUL_2021 19:02:53

CH64

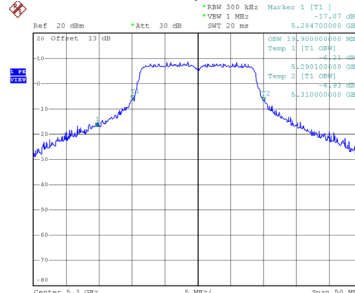


Date: 23_JUL_2021 19:03:58

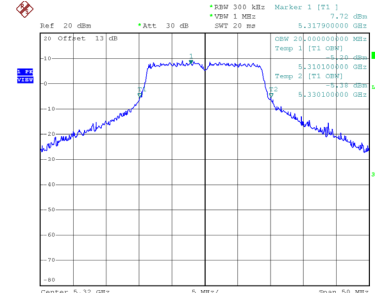
99 % Occupied Bandwidth



Date: 23_JUL_2021 19:01:08



Date: 23_JUL_2021 19:02:19

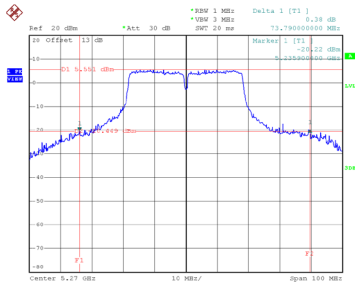


Date: 23_JUL_2021 19:03:30

Test Mode	UNII-2A_TX AC(VHT40) Mode
-----------	---------------------------

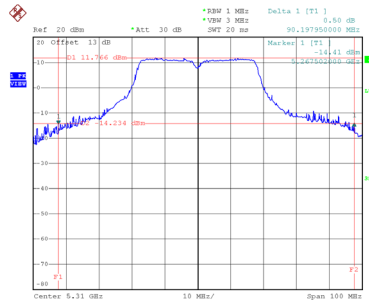
Channel	Frequency (MHz)	26 dB Bandwidth (MHz)	99 % Occupied Bandwidth (MHz)
54	5270	73.79	42.00
62	5310	90.20	43.00

CH54

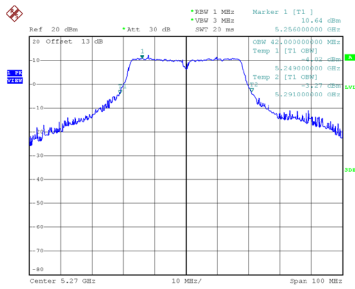


Date: 23.JUL.2021 19:18:21

CH62 26 dB Bandwidth

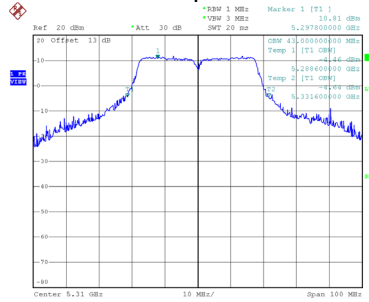


Date: 23.JUL.2021 19:19:45



Date: 23.JUL.2021 19:17:19

99 % Occupied Bandwidth

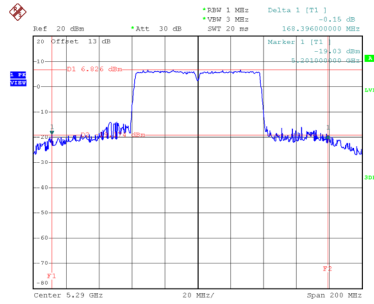


Date: 23.JUL.2021 19:19:19

Test Mode	UNII-2A_TX AC(VHT80) Mode
-----------	---------------------------

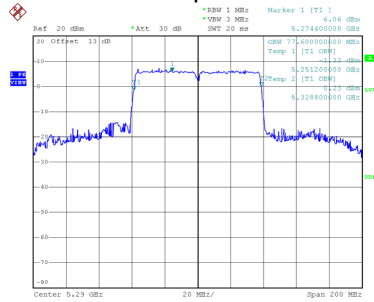
Channel	Frequency (MHz)	26 dB Bandwidth (MHz)	99 % Occupied Bandwidth (MHz)
58	5290	168.40	77.60

CH58 26 dB Bandwidth



Date: 23_JUL.2021 19:31:25

99 % Occupied Bandwidth

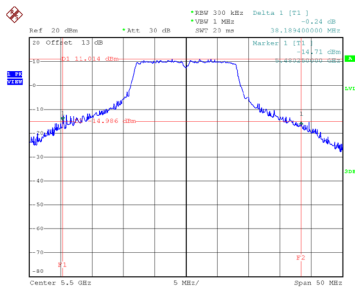


Date: 23_JUL.2021 19:30:40

Test Mode	UNII-2C_TX A Mode
-----------	-------------------

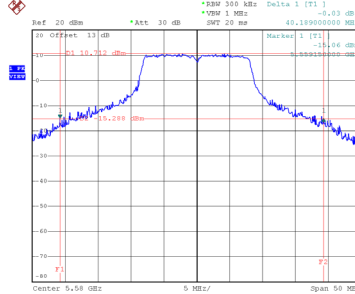
Channel	Frequency (MHz)	26 dB Bandwidth (MHz)	99 % Occupied Bandwidth (MHz)
100	5500	38.19	19.40
116	5580	40.19	19.90
140	5700	38.80	20.80

CH100



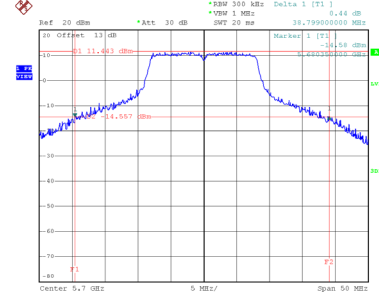
Date: 23_JUL_2021 14:09:56

CH116 26 dB Bandwidth



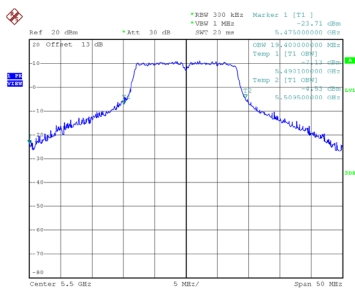
Date: 23_JUL_2021 14:11:29

CH140

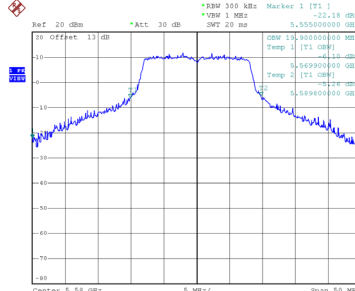


Date: 23_JUL_2021 14:12:58

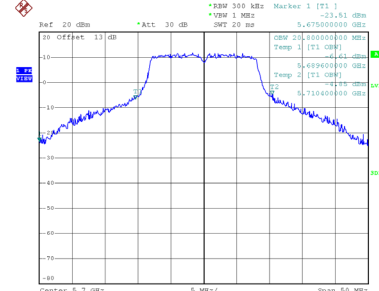
99 % Occupied Bandwidth



Date: 23_JUL_2021 14:09:34



Date: 23_JUL_2021 14:11:04

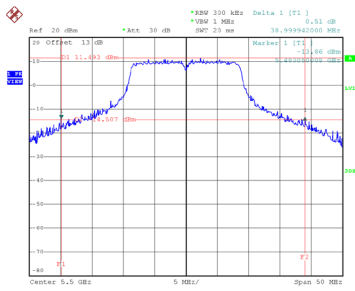


Date: 23_JUL_2021 14:12:25

Test Mode	UNII-2C_TX AC(VHT20) Mode
-----------	---------------------------

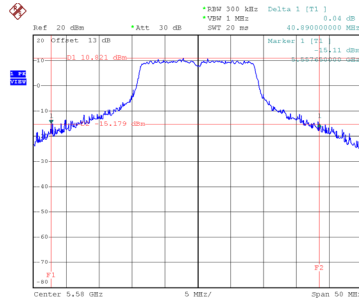
Channel	Frequency (MHz)	26 dB Bandwidth (MHz)	99 % Occupied Bandwidth (MHz)
100	5500	39.00	20.40
116	5580	40.89	20.70
140	5700	42.30	21.50

CH100



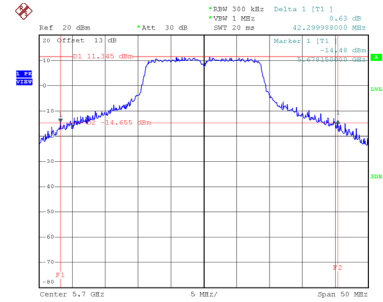
Date: 23_JUL_2021 19:05:04

CH116 26 dB Bandwidth



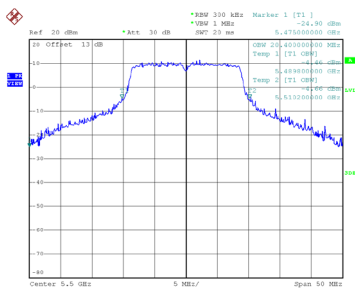
Date: 23_JUL_2021 19:06:20

CH140

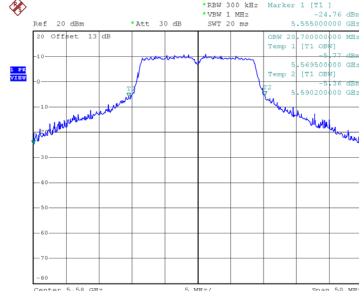


Date: 23_JUL_2021 19:07:19

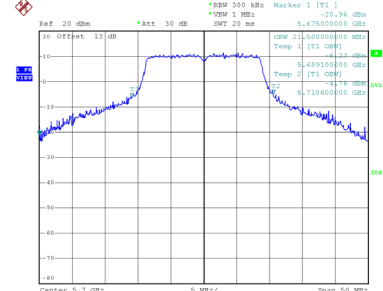
99 % Occupied Bandwidth



Date: 23_JUL_2021 19:04:36



Date: 23_JUL_2021 19:05:53

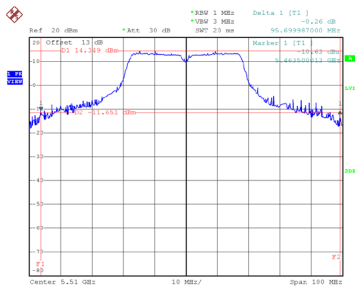


Date: 23_JUL_2021 19:06:59

Test Mode	UNII-2C_TX AC(VHT40) Mode
-----------	---------------------------

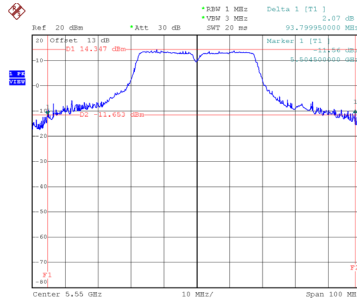
Channel	Frequency (MHz)	26 dB Bandwidth (MHz)	99 % Occupied Bandwidth (MHz)
102	5510	95.70	44.60
110	5550	93.80	44.80
134	5670	97.59	46.80

CH102



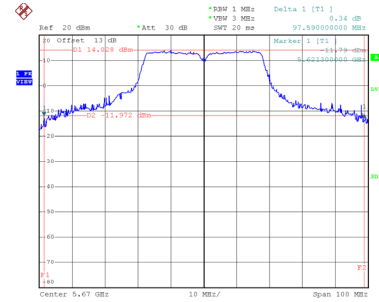
Date: 23_JUL_2021 19:20:16

CH110 26 dB Bandwidth



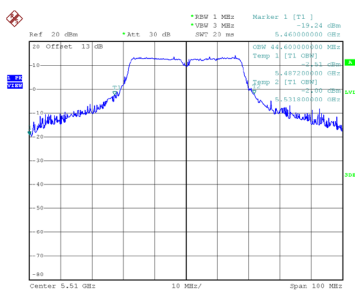
Date: 23_JUL_2021 19:22:27

CH134

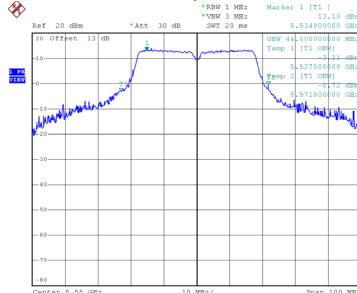


Date: 23_JUL_2021 19:23:19

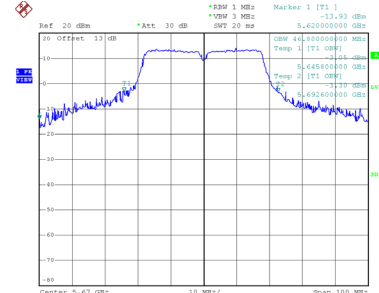
99 % Occupied Bandwidth



Date: 23_JUL_2021 19:20:33



Date: 23_JUL_2021 19:21:52

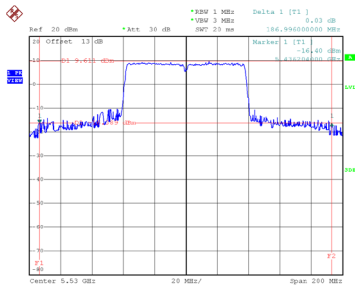


Date: 23_JUL_2021 19:23:14

Test Mode	UNII-2C_TX AC(VHT80) Mode
-----------	---------------------------

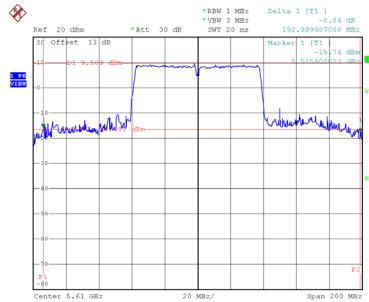
Channel	Frequency (MHz)	26 dB Bandwidth (MHz)	99 % Occupied Bandwidth (MHz)
106	5530	187.00	77.60
122	5610	193.00	78.40

CH106

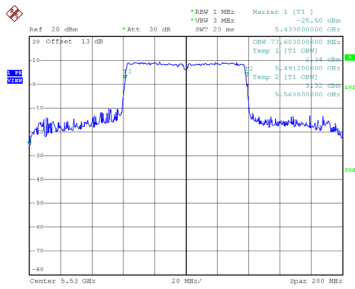


Date: 23_JUL_2021 19:32:51

CH122 26 dB Bandwidth

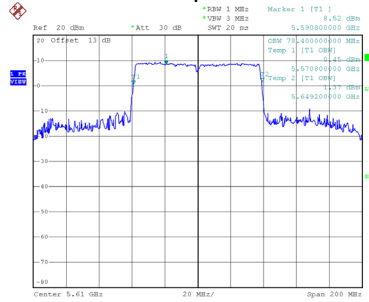


Date: 23_JUL_2021 19:33:59



Date: 23_JUL_2021 19:32:36

99 % Occupied Bandwidth

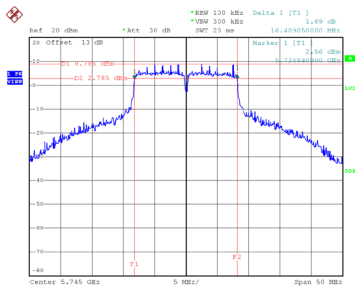


Date: 23_JUL_2021 19:33:46

Test Mode	UNII-3_TX A Mode
-----------	------------------

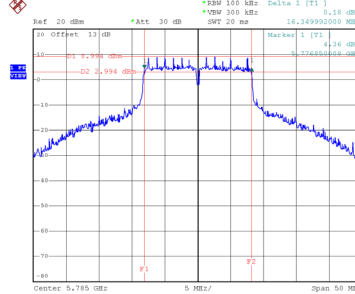
Channel	Frequency (MHz)	6 dB Bandwidth (MHz)	99 % Occupied Bandwidth (MHz)	6 dB Bandwidth Min. Limit (MHz)	Result
149	5745	16.41	21.30	0.50	Complies
157	5785	16.35	22.10	0.50	Complies
165	5825	16.35	23.80	0.50	Complies

CH149



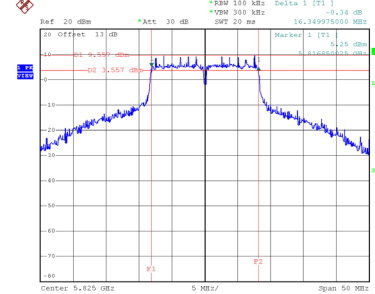
Date: 23_JUL_2021 14:14:29

CH157
6 dB Bandwidth



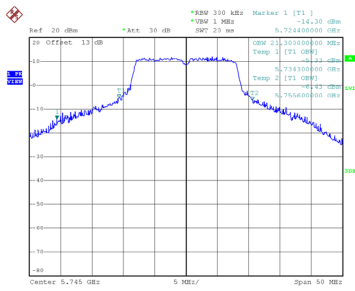
Date: 23_JUL_2021 14:16:01

CH165

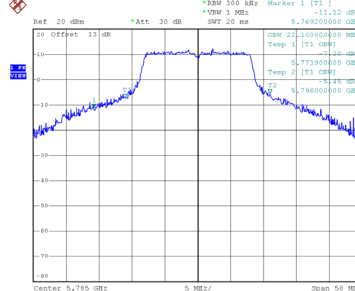


Date: 23_JUL_2021 17:02:19

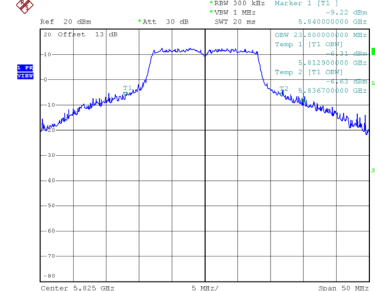
99 % Occupied Bandwidth



Date: 23_JUL_2021 14:13:41



Date: 23_JUL_2021 14:15:12

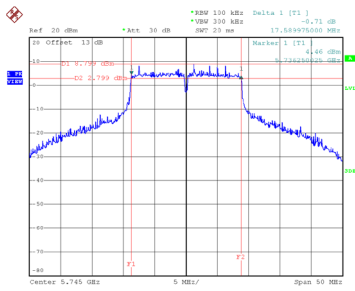


Date: 23_JUL_2021 17:01:23

Test Mode UNII-3_TX AC(VHT20) Mode

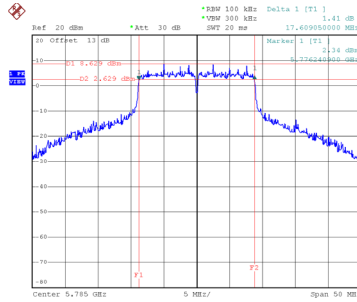
Channel	Frequency (MHz)	6 dB Bandwidth (MHz)	99 % Occupied Bandwidth (MHz)	6 dB Bandwidth Min. Limit (MHz)	Result
149	5745	17.59	21.70	0.50	Complies
157	5785	17.61	23.10	0.50	Complies
165	5825	17.75	22.80	0.50	Complies

CH149



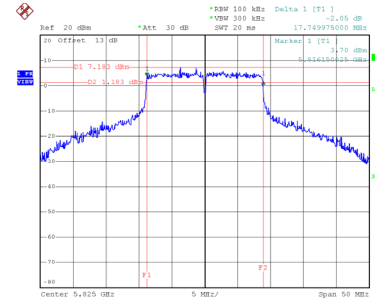
Date: 23_JUL_2021 19:08:56

CH157
6 dB Bandwidth



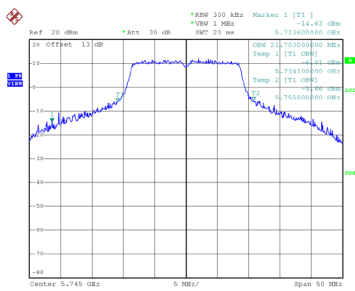
Date: 23_JUL_2021 19:10:43

CH165

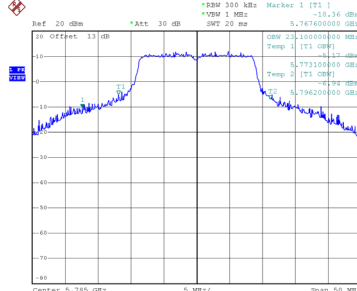


Date: 23_JUL_2021 19:12:25

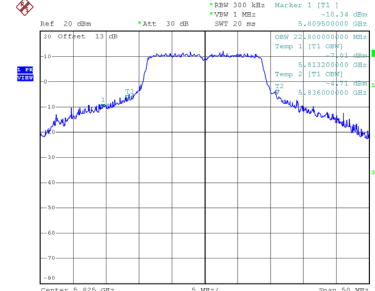
99 % Occupied Bandwidth



Date: 23_JUL_2021 19:07:59



Date: 23_JUL_2021 19:09:49

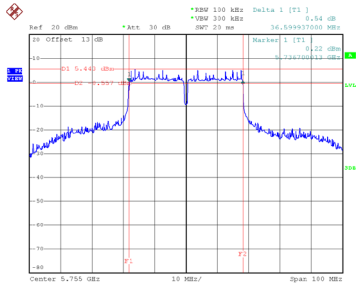


Date: 23_JUL_2021 19:11:30

Test Mode UNII-3_TX AC(VHT40) Mode

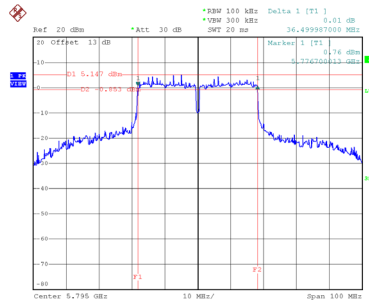
Channel	Frequency (MHz)	6 dB Bandwidth (MHz)	99 % Occupied Bandwidth (MHz)	6 dB Bandwidth Min. Limit (MHz)	Result
151	5755	36.60	49.60	0.50	Complies
159	5795	36.50	50.80	0.50	Complies

CH151

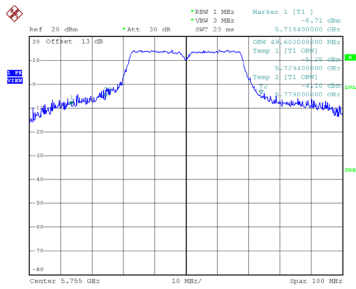


Date: 23_JUL_2021 19:25:53

CH159 6 dB Bandwidth

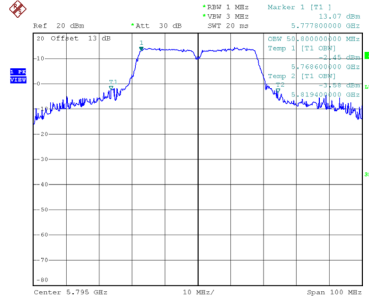


Date: 23_JUL_2021 19:27:16



Date: 23_JUL_2021 19:24:38

99 % Occupied Bandwidth

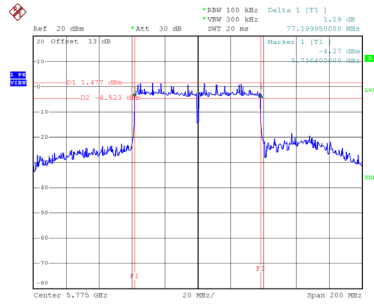


Date: 23_JUL_2021 19:26:20

Test Mode	UNII-3_TX AC(VHT80) Mode
-----------	--------------------------

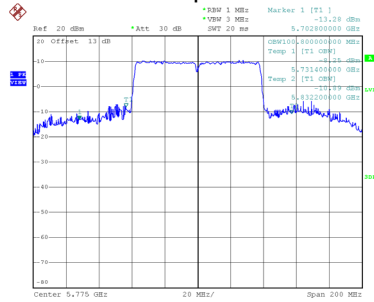
Channel	Frequency (MHz)	6 dB Bandwidth (MHz)	99 % Occupied Bandwidth (MHz)	6 dB Bandwidth Min. Limit (MHz)	Result
155	5775	77.20	100.80	0.50	Complies

CH155 6 dB Bandwidth



Date: 23.JUL.2021 19:35:53

99 % Occupied Bandwidth



Date: 23.JUL.2021 19:34:52

APPENDIX F - MAXIMUM OUTPUT POWER

Test Mode	UNII-1_TX A Mode
-----------	------------------

Channel	Frequency (MHz)	Output Power (dBm)	Duty Factor	Output Power + Duty Factor (dBm)	Max. Limit (dBm)	Max. Limit (W)	Result
36	5180	16.47	0.38	16.85	23.98	0.2500	Complies
40	5200	17.52	0.38	17.90	23.98	0.2500	Complies
48	5240	17.44	0.38	17.82	23.98	0.2500	Complies

Test Mode	UNII-1_TX N(HT20) Mode
-----------	------------------------

Channel	Frequency (MHz)	Output Power (dBm)	Duty Factor	Output Power + Duty Factor (dBm)	Max. Limit (dBm)	Max. Limit (W)	Result
36	5180	16.18	0.00	16.18	23.98	0.2500	Complies
40	5200	17.56	0.00	17.56	23.98	0.2500	Complies
48	5240	17.49	0.00	17.49	23.98	0.2500	Complies

Test Mode	UNII-1_TX N(HT40) Mode
-----------	------------------------

Channel	Frequency (MHz)	Output Power (dBm)	Duty Factor	Output Power + Duty Factor (dBm)	Max. Limit (dBm)	Max. Limit (W)	Result
38	5190	13.86	0.19	14.05	23.98	0.2500	Complies
46	5230	18.29	0.19	18.48	23.98	0.2500	Complies

Test Mode	UNII-1_TX AC(VHT20) Mode
-----------	--------------------------

Channel	Frequency (MHz)	Output Power (dBm)	Duty Factor	Output Power + Duty Factor (dBm)	Max. Limit (dBm)	Max. Limit (W)	Result
36	5180	16.27	0.00	16.27	23.98	0.2500	Complies
40	5200	17.51	0.00	17.51	23.98	0.2500	Complies
48	5240	17.53	0.00	17.53	23.98	0.2500	Complies

Test Mode	UNII-1_TX AC(VHT40) Mode
-----------	--------------------------

Channel	Frequency (MHz)	Output Power (dBm)	Duty Factor	Output Power + Duty Factor (dBm)	Max. Limit (dBm)	Max. Limit (W)	Result
38	5190	13.29	0.20	13.49	23.98	0.2500	Complies
46	5230	18.32	0.20	18.52	23.98	0.2500	Complies

Test Mode	UNII-1_TX AC(VHT80) Mode
-----------	--------------------------

Channel	Frequency (MHz)	Output Power (dBm)	Duty Factor	Output Power + Duty Factor (dBm)	Max. Limit (dBm)	Max. Limit (W)	Result
42	5210	11.56	0.46	12.02	23.98	0.2500	Complies

Test Mode	UNII-2A_TX A Mode
-----------	-------------------

Channel	Frequency (MHz)	Output Power (dBm)	Duty Factor	Output Power + Duty Factor (dBm)	Max. Limit (dBm)	Max. Limit (W)	Result
52	5260	17.46	0.38	17.84	23.98	0.2500	Complies
60	5300	17.48	0.38	17.86	23.98	0.2500	Complies
64	5320	16.57	0.38	16.95	23.98	0.2500	Complies

Test Mode	UNII-2A_TX N(HT20) Mode
-----------	-------------------------

Channel	Frequency (MHz)	Output Power (dBm)	Duty Factor	Output Power + Duty Factor (dBm)	Max. Limit (dBm)	Max. Limit (W)	Result
52	5260	17.52	0.00	17.52	23.98	0.2500	Complies
60	5300	17.45	0.00	17.45	23.98	0.2500	Complies
64	5320	16.47	0.00	16.47	23.98	0.2500	Complies

Test Mode	UNII-2A_TX N(HT40) Mode
-----------	-------------------------

Channel	Frequency (MHz)	Output Power (dBm)	Duty Factor	Output Power + Duty Factor (dBm)	Max. Limit (dBm)	Max. Limit (W)	Result
54	5270	18.49	0.19	18.68	23.98	0.2500	Complies
62	5310	13.33	0.19	13.52	23.98	0.2500	Complies

Test Mode	UNII-2A_TX AC(VHT20) Mode
-----------	---------------------------

Channel	Frequency (MHz)	Output Power (dBm)	Duty Factor	Output Power + Duty Factor (dBm)	Max. Limit (dBm)	Max. Limit (W)	Result
52	5260	17.57	0.00	17.57	23.98	0.2500	Complies
60	5300	17.61	0.00	17.61	23.98	0.2500	Complies
64	5320	16.42	0.00	16.42	23.98	0.2500	Complies

Test Mode	UNII-2A_TX AC(VHT40) Mode
-----------	---------------------------

Channel	Frequency (MHz)	Output Power (dBm)	Duty Factor	Output Power + Duty Factor (dBm)	Max. Limit (dBm)	Max. Limit (W)	Result
54	5270	18.53	0.20	18.73	23.98	0.2500	Complies
62	5310	13.23	0.20	13.43	23.98	0.2500	Complies

Test Mode	UNII-2A_TX AC(VHT80) Mode
-----------	---------------------------

Channel	Frequency (MHz)	Output Power (dBm)	Duty Factor	Output Power + Duty Factor (dBm)	Max. Limit (dBm)	Max. Limit (W)	Result
58	5290	11.86	0.46	12.32	23.98	0.2500	Complies

Test Mode	UNII-2C_TX A Mode
-----------	-------------------

Channel	Frequency (MHz)	Output Power (dBm)	Duty Factor	Output Power + Duty Factor (dBm)	Max. Limit (dBm)	Max. Limit (W)	Result
100	5500	17.77	0.38	18.15	23.98	0.2500	Complies
116	5580	19.83	0.38	20.21	23.98	0.2500	Complies
140	5700	18.24	0.38	18.62	23.98	0.2500	Complies

Test Mode	UNII-2C_TX N(HT20) Mode
-----------	-------------------------

Channel	Frequency (MHz)	Output Power (dBm)	Duty Factor	Output Power + Duty Factor (dBm)	Max. Limit (dBm)	Max. Limit (W)	Result
100	5500	17.58	0.00	17.58	23.98	0.2500	Complies
116	5580	19.76	0.00	19.76	23.98	0.2500	Complies
140	5700	17.79	0.00	17.79	23.98	0.2500	Complies

Test Mode	UNII-2C_TX N(HT40) Mode
-----------	-------------------------

Channel	Frequency (MHz)	Output Power (dBm)	Duty Factor	Output Power + Duty Factor (dBm)	Max. Limit (dBm)	Max. Limit (W)	Result
102	5510	14.51	0.19	14.70	23.98	0.2500	Complies
110	5550	19.39	0.19	19.58	23.98	0.2500	Complies
134	5670	17.52	0.19	17.71	23.98	0.2500	Complies

Test Mode	UNII-2C_TX AC(VHT20) Mode
-----------	---------------------------

Channel	Frequency (MHz)	Output Power (dBm)	Duty Factor	Output Power + Duty Factor (dBm)	Max. Limit (dBm)	Max. Limit (W)	Result
100	5500	17.68	0.00	17.68	23.98	0.2500	Complies
116	5580	19.85	0.00	19.85	23.98	0.2500	Complies
140	5700	17.92	0.00	17.92	23.98	0.2500	Complies

Test Mode	UNII-2C_TX AC(VHT40) Mode
-----------	---------------------------

Channel	Frequency (MHz)	Output Power (dBm)	Duty Factor	Output Power + Duty Factor (dBm)	Max. Limit (dBm)	Max. Limit (W)	Result
102	5510	14.59	0.20	14.79	23.98	0.2500	Complies
110	5550	19.46	0.20	19.66	23.98	0.2500	Complies
134	5670	17.13	0.20	17.33	23.98	0.2500	Complies

Test Mode	UNII-2C_TX AC(VHT80) Mode
-----------	---------------------------

Channel	Frequency (MHz)	Output Power (dBm)	Duty Factor	Output Power + Duty Factor (dBm)	Max. Limit (dBm)	Max. Limit (W)	Result
106	5530	11.23	0.46	11.69	23.98	0.2500	Complies
122	5610	16.71	0.46	17.17	23.98	0.2500	Complies

Test Mode	UNII-3_TX A Mode
-----------	------------------

Channel	Frequency (MHz)	Output Power (dBm)	Duty Factor	Output Power + Duty Factor (dBm)	Max. Limit (dBm)	Max. Limit (W)	Result
149	5745	20.14	0.38	20.52	30.00	1.0000	Complies
157	5785	20.18	0.38	20.56	30.00	1.0000	Complies
165	5825	20.21	0.38	20.59	30.00	1.0000	Complies

Test Mode	UNII-3_TX N(HT20) Mode
-----------	------------------------

Channel	Frequency (MHz)	Output Power (dBm)	Duty Factor	Output Power + Duty Factor (dBm)	Max. Limit (dBm)	Max. Limit (W)	Result
149	5745	20.05	0.00	20.05	30.00	1.0000	Complies
157	5785	20.01	0.00	20.01	30.00	1.0000	Complies
165	5825	19.98	0.00	19.98	30.00	1.0000	Complies

Test Mode	UNII-3_TX N(HT40) Mode
-----------	------------------------

Channel	Frequency (MHz)	Output Power (dBm)	Duty Factor	Output Power + Duty Factor (dBm)	Max. Limit (dBm)	Max. Limit (W)	Result
151	5755	20.78	0.19	20.97	30.00	1.0000	Complies
159	5795	20.89	0.19	21.08	30.00	1.0000	Complies

Test Mode	UNII-3_TX AC(VHT20) Mode
-----------	--------------------------

Channel	Frequency (MHz)	Output Power (dBm)	Duty Factor	Output Power + Duty Factor (dBm)	Max. Limit (dBm)	Max. Limit (W)	Result
149	5745	20.05	0.00	20.05	30.00	1.0000	Complies
157	5785	20.16	0.00	20.16	30.00	1.0000	Complies
165	5825	20.23	0.00	20.23	30.00	1.0000	Complies

Test Mode	UNII-3_TX AC(VHT40) Mode
-----------	--------------------------

Channel	Frequency (MHz)	Output Power (dBm)	Duty Factor	Output Power + Duty Factor (dBm)	Max. Limit (dBm)	Max. Limit (W)	Result
151	5755	20.77	0.20	20.97	30.00	1.0000	Complies
159	5795	20.95	0.20	21.15	30.00	1.0000	Complies

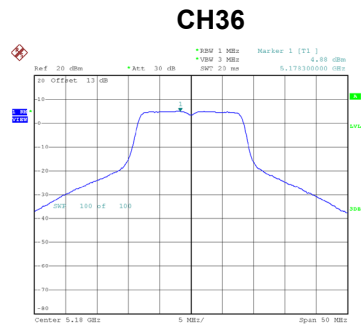
Test Mode	UNII-3_TX AC(VHT80) Mode
-----------	--------------------------

Channel	Frequency (MHz)	Output Power (dBm)	Duty Factor	Output Power + Duty Factor (dBm)	Max. Limit (dBm)	Max. Limit (W)	Result
155	5775	18.26	0.46	18.72	30.00	1.0000	Complies

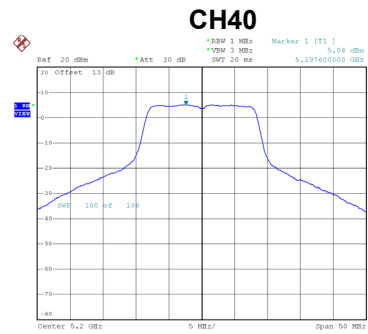
APPENDIX G - POWER SPECTRAL DENSITY

Test Mode	UNII-1_TX A Mode
-----------	------------------

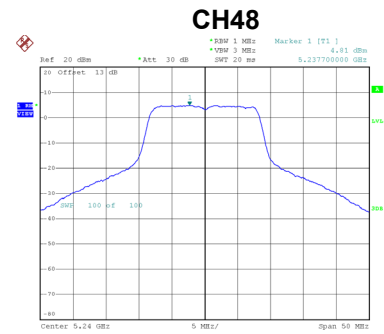
Channel	Frequency (MHz)	Power Spectral Density (dBm/MHz)	Duty Factor	Power Spectral Density + Duty Factor (dBm/MHz)	Max. Limit (dBm/MHz)	Result
36	5180	4.88	0.38	5.26	11.00	Complies
40	5200	5.04	0.38	5.42	11.00	Complies
48	5240	4.81	0.38	5.19	11.00	Complies



Date: 23_JUL_2021 17:04:09



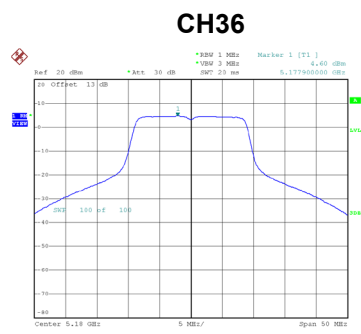
Date: 23_JUL_2021 17:04:56



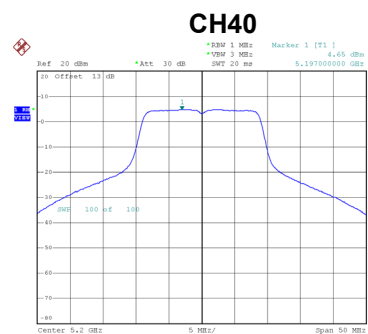
Date: 23_JUL_2021 17:11:59

Test Mode	UNII-1_TX AC(VHT20) Mode
-----------	--------------------------

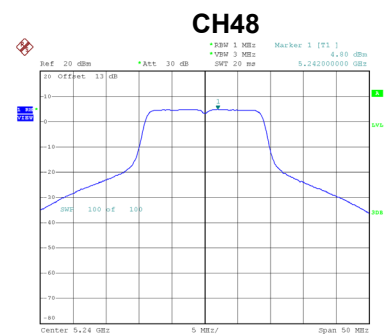
Channel	Frequency (MHz)	Power Spectral Density (dBm/MHz)	Duty Factor	Power Spectral Density + Duty Factor (dBm/MHz)	Max. Limit (dBm/MHz)	Result
36	5180	4.60	0.00	4.60	11.00	Complies
40	5200	4.65	0.00	4.65	11.00	Complies
48	5240	4.80	0.00	4.80	11.00	Complies



Date: 23_JUL_2021 18:58:18



Date: 23_JUL_2021 18:59:30

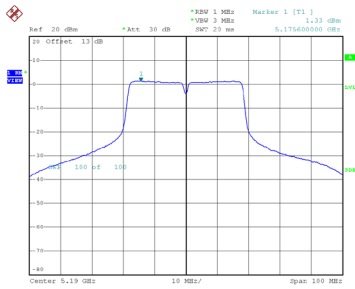


Date: 23_JUL_2021 19:00:41

Test Mode	UNII-1_TX AC(VHT40) Mode
-----------	--------------------------

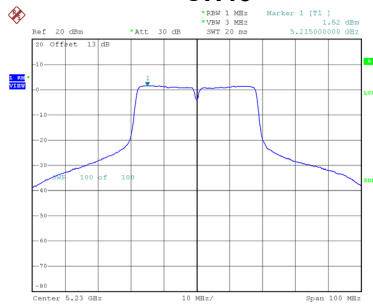
Channel	Frequency (MHz)	Power Spectral Density (dBm/MHz)	Duty Factor	Power Spectral Density + Duty Factor (dBm/MHz)	Max. Limit (dBm/MHz)	Result
38	5190	1.33	0.20	1.53	11.00	Complies
46	5230	1.52	0.20	1.72	11.00	Complies

CH38



Date: 23_JUL_2021 19:14:51

CH46

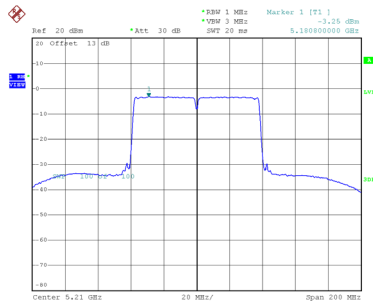


Date: 23_JUL_2021 19:16:39

Test Mode	UNII-1_TX AC(VHT80) Mode
-----------	--------------------------

Channel	Frequency (MHz)	Power Spectral Density (dBm/MHz)	Duty Factor	Power Spectral Density + Duty Factor (dBm/MHz)	Max. Limit (dBm/MHz)	Result
42	5210	-3.25	0.46	-2.79	11.00	Complies

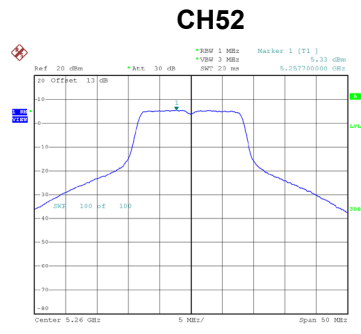
CH42



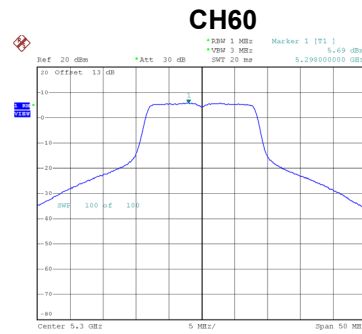
Date: 23_JUL_2021 19:29:25

Test Mode	UNII-2A_TX A Mode
-----------	-------------------

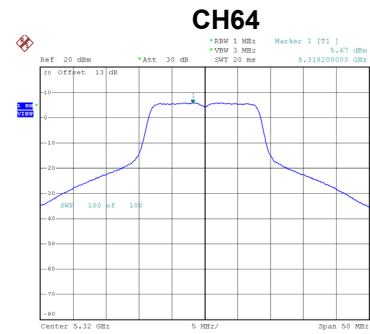
Channel	Frequency (MHz)	Power Spectral Density (dBm/MHz)	Duty Factor	Power Spectral Density + Duty Factor (dBm/MHz)	Max. Limit (dBm/MHz)	Result
52	5260	5.33	0.38	5.71	11.00	Complies
60	5300	5.69	0.38	6.07	11.00	Complies
64	5320	5.67	0.38	6.05	11.00	Complies



Date: 23_JUL_2021 17:06:25



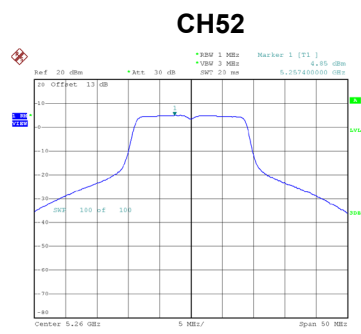
Date: 23_JUL_2021 17:07:00



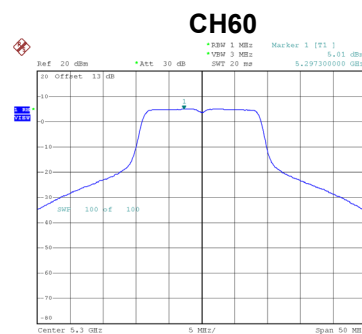
Date: 23_JUL_2021 17:07:32

Test Mode	UNII-2A_TX AC(VHT20) Mode
-----------	---------------------------

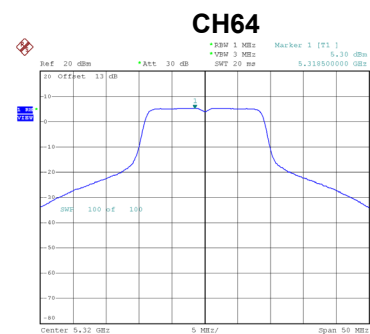
Channel	Frequency (MHz)	Power Spectral Density (dBm/MHz)	Duty Factor	Power Spectral Density + Duty Factor (dBm/MHz)	Max. Limit (dBm/MHz)	Result
52	5260	4.85	0.00	4.85	11.00	Complies
60	5300	5.01	0.00	5.01	11.00	Complies
64	5320	5.30	0.00	5.30	11.00	Complies



Date: 23_JUL_2021 19:01:53



Date: 23_JUL_2021 19:03:09

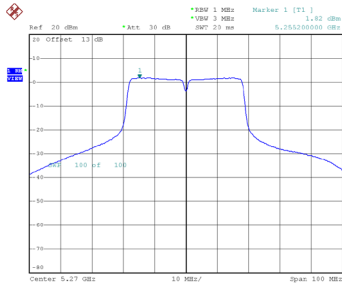


Date: 23_JUL_2021 19:04:13

Test Mode UNII-2A_TX AC(VHT40) Mode

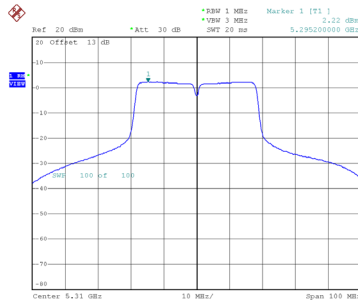
Channel	Frequency (MHz)	Power Spectral Density (dBm/MHz)	Duty Factor	Power Spectral Density + Duty Factor (dBm/MHz)	Max. Limit (dBm/MHz)	Result
54	5270	1.82	0.20	2.02	11.00	Complies
62	5310	2.22	0.20	2.42	11.00	Complies

CH54



Date: 23_JUL_2021 19:18:42

CH62

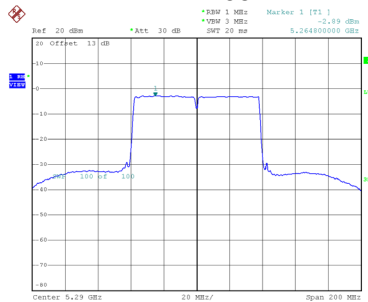


Date: 23_JUL_2021 19:20:06

Test Mode UNII-2A_TX AC(VHT80) Mode

Channel	Frequency (MHz)	Power Spectral Density (dBm/MHz)	Duty Factor	Power Spectral Density + Duty Factor (dBm/MHz)	Max. Limit (dBm/MHz)	Result
58	5290	-2.89	0.46	-2.43	11.00	Complies

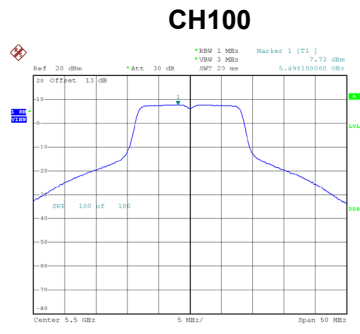
CH58



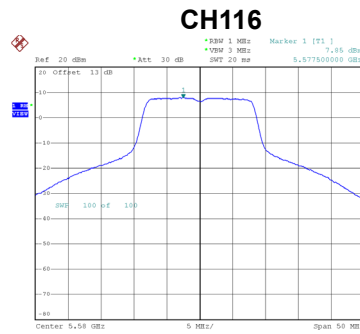
Date: 23_JUL_2021 19:31:47

Test Mode	UNII-2C_TX A Mode
-----------	-------------------

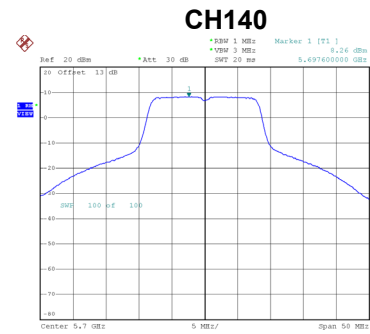
Channel	Frequency (MHz)	Power Spectral Density (dBm/MHz)	Duty Factor	Power Spectral Density + Duty Factor (dBm/MHz)	Max. Limit (dBm/MHz)	Result
100	5500	7.73	0.38	8.11	11.00	Complies
116	5580	7.85	0.38	8.23	11.00	Complies
140	5700	8.26	0.38	8.64	11.00	Complies



Date: 23_JUL_2021 17:08:05



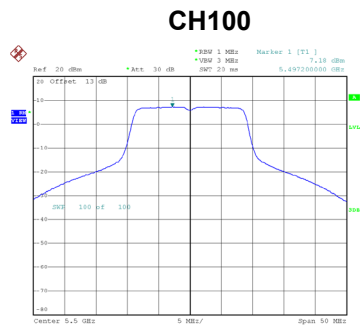
Date: 23_JUL_2021 17:08:55



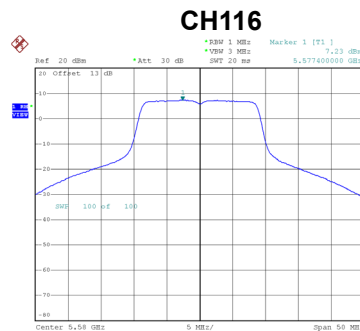
Date: 23_JUL_2021 17:09:31

Test Mode	UNII-2C_TX AC(VHT20) Mode
-----------	---------------------------

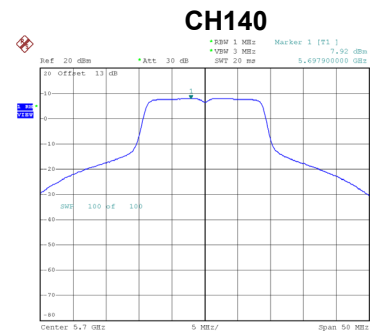
Channel	Frequency (MHz)	Power Spectral Density (dBm/MHz)	Duty Factor	Power Spectral Density + Duty Factor (dBm/MHz)	Max. Limit (dBm/MHz)	Result
100	5500	7.18	0.00	7.18	11.00	Complies
116	5580	7.23	0.00	7.23	11.00	Complies
140	5700	7.92	0.00	7.92	11.00	Complies



Date: 23_JUL_2021 19:05:19



Date: 23_JUL_2021 19:06:35

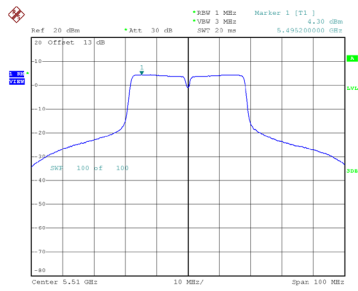


Date: 23_JUL_2021 19:07:34

Test Mode UNII-2C_TX AC(VHT40) Mode

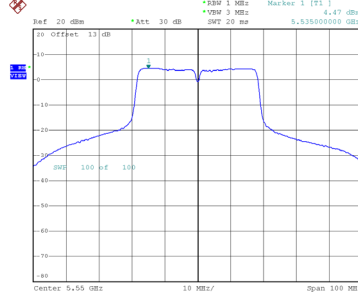
Channel	Frequency (MHz)	Power Spectral Density (dBm/MHz)	Duty Factor	Power Spectral Density + Duty Factor (dBm/MHz)	Max. Limit (dBm/MHz)	Result
102	5510	4.30	0.20	4.50	11.00	Complies
110	5550	4.47	0.20	4.67	11.00	Complies
134	5670	4.47	0.20	4.67	11.00	Complies

CH102



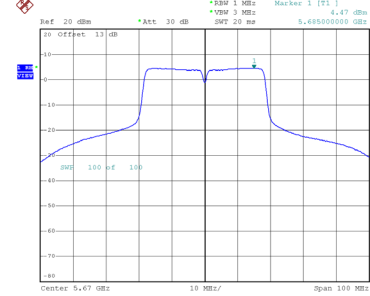
Date: 23_JUL_2021 19:21:17

CH110



Date: 23_JUL_2021 19:22:48

CH134

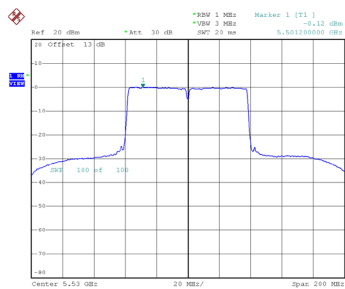


Date: 23_JUL_2021 19:24:00

Test Mode UNII-2C_TX AC(VHT80) Mode

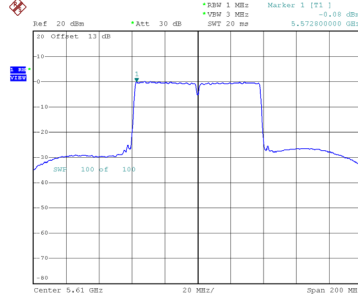
Channel	Frequency (MHz)	Power Spectral Density (dBm/MHz)	Duty Factor	Power Spectral Density + Duty Factor (dBm/MHz)	Max. Limit (dBm/MHz)	Result
106	5530	-0.12	0.46	0.34	11.00	Complies
122	5610	-0.08	0.46	0.38	11.00	Complies

CH106



Date: 23_JUL_2021 19:33:13

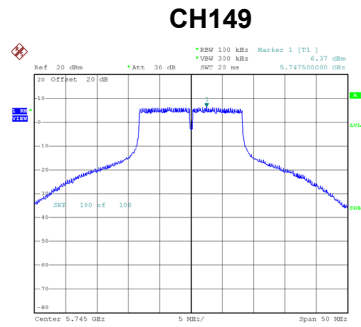
CH122



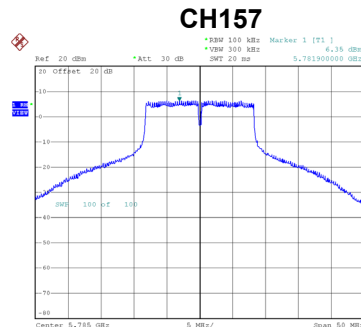
Date: 23_JUL_2021 19:34:21

Test Mode	UNII-3_TX A Mode
-----------	------------------

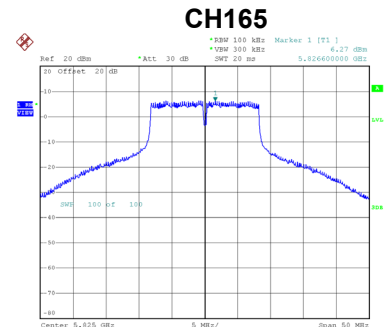
Channel	Frequency (MHz)	Power Spectral Density (dBm/500 kHz)	Duty Factor	Power Spectral Density + Duty Factor (dBm/500 kHz)	Max. Limit (dBm/500 kHz)	Result
149	5745	6.37	0.38	6.75	30.00	Complies
157	5785	6.35	0.38	6.73	30.00	Complies
165	5825	6.27	0.38	6.65	30.00	Complies



Date: 23_JUL.2021 17:10:06



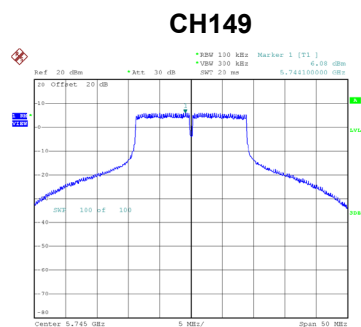
Date: 23_JUL.2021 17:10:45



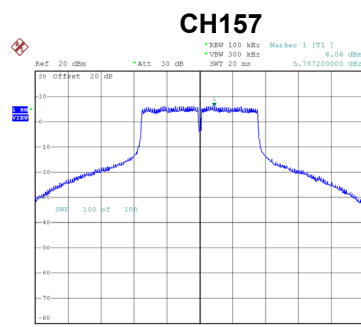
Date: 23_JUL.2021 17:02:35

Test Mode	UNII-3_TX AC(VHT20) Mode
-----------	--------------------------

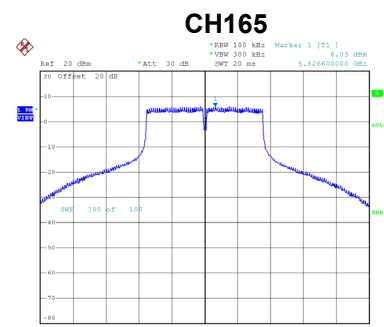
Channel	Frequency (MHz)	Power Spectral Density (dBm/500 kHz)	Duty Factor	Power Spectral Density + Duty Factor (dBm/500 kHz)	Max. Limit (dBm/500 kHz)	Result
149	5745	6.08	0.00	6.08	30.00	Complies
157	5785	6.06	0.00	6.06	30.00	Complies
165	5825	6.03	0.00	6.03	30.00	Complies



Date: 23_JUL.2021 19:09:11



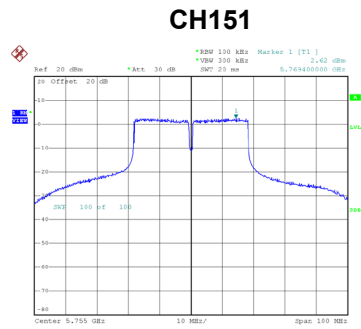
Date: 23_JUL.2021 19:10:58



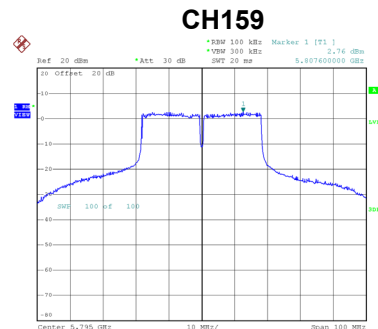
Date: 23_JUL.2021 19:12:41

Test Mode	UNII-3_TX AC(VHT40) Mode
-----------	--------------------------

Channel	Frequency (MHz)	Power Spectral Density (dBm/500 kHz)	Duty Factor	Power Spectral Density + Duty Factor (dBm/500 kHz)	Max. Limit (dBm/500 kHz)	Result
151	5755	2.62	0.20	2.82	30.00	Complies
159	5795	2.76	0.20	2.96	30.00	Complies



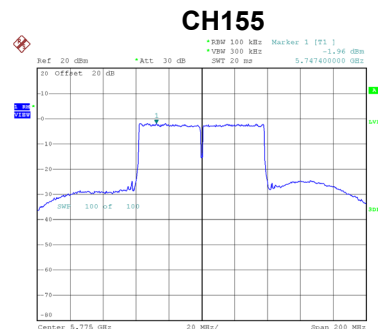
Date: 23_JUL_2021 19:25:54



Date: 23_JUL_2021 19:27:37

Test Mode	UNII-3_TX AC(VHT80) Mode
-----------	--------------------------

Channel	Frequency (MHz)	Power Spectral Density (dBm/500 kHz)	Duty Factor	Power Spectral Density + Duty Factor (dBm/500 kHz)	Max. Limit (dBm/500 kHz)	Result
155	5775	-1.96	0.46	-1.50	30.00	Complies



Date: 23_JUL_2021 19:36:15

APPENDIX H - FREQUENCY STABILITY

Test Mode	UNII-1
-----------	--------

Voltage vs. Frequency Stability

Voltage (V)	Measurement Frequency (MHz)
Center Frequency	5180.0000
13.8	5180.0150
12.0	5180.0199
10.2	5180.0150
Maximum Deviation (MHz)	0.0199
Maximum Deviation (ppm)	3.8393

Temperature vs. Frequency Stability

Temperature (°C)	Measurement Frequency (MHz)
Center Frequency	5180.0000
0	5180.0200
10	5180.0150
20	5180.0148
30	5180.0200
40	5180.0150
Maximum Deviation (MHz)	0.0200
Maximum Deviation (ppm)	3.8562

Test Mode	UNII-2A
-----------	---------

Voltage vs. Frequency Stability

Voltage (V)	Measurement Frequency (MHz)
Center Frequency	5260.0000
13.8	5260.0150
12.0	5260.0150
10.2	5260.0150
Maximum Deviation (MHz)	0.0150
Maximum Deviation (ppm)	2.8541

Temperature vs. Frequency Stability

Temperature (°C)	Measurement Frequency (MHz)
Center Frequency	5260.0000
0	5259.9999
10	5260.0150
20	5260.0150
30	5260.0150
40	5260.0150
Maximum Deviation (MHz)	0.0150
Maximum Deviation (ppm)	2.8541

Test Mode	UNII-2C
-----------	---------

Voltage vs. Frequency Stability

Voltage (V)	Measurement Frequency (MHz)
Center Frequency	5500.0000
13.8	5500.0200
12.0	5500.0351
10.2	5500.0199
Maximum Deviation (MHz)	0.0351
Maximum Deviation (ppm)	6.3864

Temperature vs. Frequency Stability

Temperature (°C)	Measurement Frequency (MHz)
Center Frequency	5500.0000
0	5500.0200
10	5500.0200
20	5500.0200
30	5500.0400
40	5500.0199
Maximum Deviation (MHz)	0.0400
Maximum Deviation (ppm)	7.2705

Test Mode	UNII-3
-----------	--------

Voltage vs. Frequency Stability

Voltage (V)	Measurement Frequency (MHz)
Center Frequency	5745.0000
13.8	5746.2794
12.0	5745.4796
10.2	5744.4176
Maximum Deviation (MHz)	1.2794
Maximum Deviation (ppm)	222.6980

Temperature vs. Frequency Stability

Temperature (°C)	Measurement Frequency (MHz)
Center Frequency	5745.0000
0	5745.4996
10	5745.3190
20	5745.3194
30	5745.0182
40	5745.4948
Maximum Deviation (MHz)	0.4996
Maximum Deviation (ppm)	86.9626

End of Test Report