


Appendix D. SAR Test Setup Photos



Right Cheek



Right Tilted



Left Cheek




Left Tilted



Front, Test Separation 10 mm



Back, Test Separation 10 mm



Left Side, Test Separation 10 mm



Right Side, Test Separation 10 mm



Top Side, Test Separation 10 mm




Bottom Side, Test Separation 10 mm



Front, Test Separation 0 mm



Back, Test Separation 0 mm



Left Side, Test Separation 0 mm



Right Side, Test Separation 0 mm



Top Side, Test Separation 0 mm



Bottom Side, Test Separation 0 mm



Front, Test Separation 15 mm

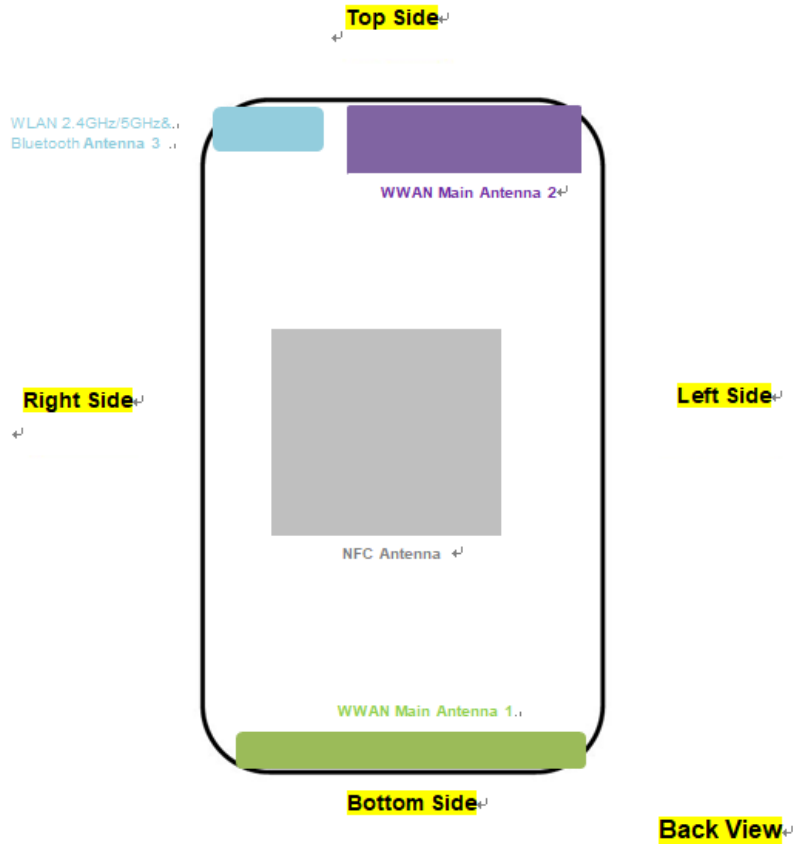


Back, Test Separation 15 mm



Bottom side, Test Separation 15 mm

Antenna Location



Length: 165mm
 Width: 77mm
 Diagonal: 178mm

Antenna	Support Band
WWAN Main Antenna 1	GSM: 850/1900 WCDMA: B2/ B4/ B5 LTE: B2 / B4 / B5 / B7 / B38 / B41
WWAN Main Antenna 2	GSM: 850/1900 WCDMA: B2/ B4/ B5 LTE: B2 / B4 / B5 / B7 / B38 / B41
WLAN2.4GHz/5GHz & Bluetooth Antenna 3	WLAN 2.4GHz/5GHz Bluetooth
NFC Antenna	NFC



Distance of the Antenna to the EUT surface/edge						
Antennas	Back	Front	Top Side	Bottom Side	Right Side	Left Side
Antenna 1	≤ 25mm	≤ 25mm	>25mm	≤ 25mm	≤ 25mm	≤ 25mm
Antenna 2	≤ 25mm	≤ 25mm	≤ 25mm	>25mm	>25mm	≤ 25mm
Antenna 3	≤ 25mm	≤ 25mm	≤ 25mm	>25mm	≤ 25mm	>25mm

Positions for SAR tests; Hotspot mode						
Antennas	Back	Front	Top Side	Bottom Side	Right Side	Left Side
Antenna 1	Yes	Yes	No	Yes	Yes	Yes
Antenna 2	Yes	Yes	Yes	No	No	Yes
Antenna 3	Yes	Yes	Yes	No	Yes	No

General Note:

1. Referring to KDB 941225 D06 v02r01, when the overall device length and width are ≥ 9cm*5cm, the test distance is 10 mm. SAR must be measured for all sides and surfaces with a transmitting antenna located within 25mm from that surface or edge