

## Appendix F. Setup Photographs

### <Conducted Emission>

Remote View






Rear View




<Radiated Emission>

X Plane for Ant. 5

LF




HF




**Z Plane for Ant. 7**

**LF**




**HF**




**WPC Charging Mode without Accessory for Ant. 7**

**LF**



**HF**



————THE END————