

## Appendix F. Setup Photographs

### <Conducted Emission>

Remote View






Rear View




<Radiated Emission>

X Plane for Ant. 5

LF



HF






**Z Plane for Ant. 7**

**LF**



**HF**




WPC Charging Mode without Accessory for Ant. 7

LF



HF



————THE END————