


**Appendix D. SAR Test Setup Photos**



**Right Cheek**

**Right Tilted**



**Left Cheek**


**Left Tilted**



Front, Test Separation 10 mm



Back, Test Separation 10 mm



Left Side, Test Separation 10 mm



Right Side, Test Separation 10 mm



Top Side, Test Separation 10 mm



Bottom Side, Test Separation 10 mm



Front, Test Separation 0 mm



Back, Test Separation 0 mm



Top Side, Test Separation 0 mm



Right Side, Test Separation 0 mm

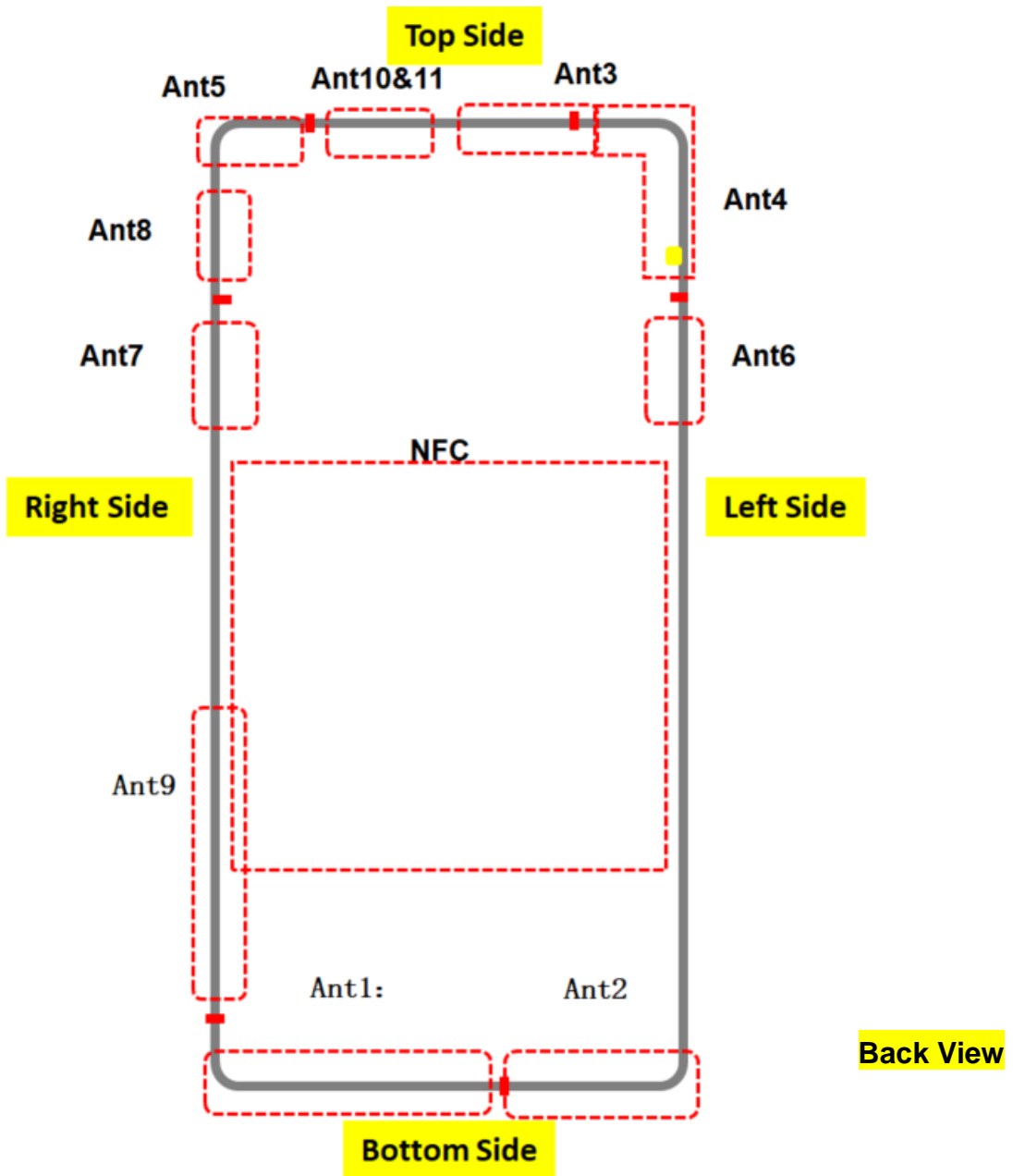


Front, Test Separation 15 mm



Back, Test Separation 15 mm

### Antenna Location



Length: 164mm  
Width: 75mm  
Diagonal: 171mm



Antenna	Support Band
Antenna 1	GSM: 850 WCDMA: B5 LTE FDD: B5/B12/ B17 NR SA&NSA: N5
Antenna 2	GSM: 1900 WCDMA: B2/ B4 LTE FDD: B2/ B4/ B7/ B66 LTE TDD: B38/ B41 NR NSA: N7 NR SA: N41/ N7
Antenna 3	GSM: 1900 WCDMA: B2/ B4 LTE FDD: B4/ B7 LTE TDD: B38/ B41 NR NSA: N7/N78 NR SA: N41/ N7/ N77/N78
Antenna 4	GSM: 850 WCDMA: B5 LTE FDD: B5/ B12/ B17 NR NSA: N5/N78 NR SA: N5/N77/N78
Antenna 5	WLAN 2.4G_chain0 BT: 2.4G
Antenna 6	LTE FDD: B2/ B4/ B7/ B66 LTE TDD: B38/ B41 NR NSA: N7 NR SA: N41/ N7
Antenna 7	LTE FDD: B4/ B7 NR SA&NSA: N7 WLAN 2.4G_chain1 BT: 2.4G
Antenna 8	WLAN 5G_chain1 WiFi6E NR NSA: N78 NR SA: N77/ N78
Antenna 9	LTE TDD: B38/ B41 NR NSA: N78 NR SA: N41/ N77/N78
Antenna 10&11	WLAN 5G_chain0 WiFi6E
NFC Antenna	NFC

Distance of the Antenna to the EUT surface/edge						
Antennas	Back	Front	Top Side	Bottom Side	Right Side	Left Side
Antenna 1	≤ 25mm	≤ 25mm	>25mm	≤ 25mm	≤ 25mm	>25mm
Antenna 2	≤ 25mm	≤ 25mm	>25mm	≤ 25mm	>25mm	≤ 25mm
Antenna 3	≤ 25mm	≤ 25mm	≤ 25mm	>25mm	>25mm	≤ 25mm
Antenna 4	≤ 25mm	≤ 25mm	≤ 25mm	>25mm	>25mm	≤ 25mm
Antenna 5	≤ 25mm	≤ 25mm	≤ 25mm	>25mm	≤ 25mm	>25mm
Antenna 6	≤ 25mm	≤ 25mm	>25mm	>25mm	>25mm	≤ 25mm
Antenna 7	≤ 25mm	≤ 25mm	>25mm	>25mm	≤ 25mm	>25mm
Antenna 8	≤ 25mm	≤ 25mm	≤ 25mm	>25mm	≤ 25mm	>25mm
Antenna 9	≤ 25mm	≤ 25mm	>25mm	≤ 25mm	≤ 25mm	>25mm
Antenna 10	≤ 25mm	≤ 25mm	≤ 25mm	>25mm	≤ 25mm	>25mm
Antenna 11	≤ 25mm	≤ 25mm	≤ 25mm	>25mm	≤ 25mm	>25mm

Positions for SAR tests; Hotspot mode						
Antennas	Back	Front	Top Side	Bottom Side	Right Side	Left Side
Antenna 1	Yes	Yes	No	Yes	Yes	No
Antenna 2	Yes	Yes	No	Yes	No	Yes
Antenna 3	Yes	Yes	Yes	No	No	Yes
Antenna 4	Yes	Yes	Yes	No	No	Yes
Antenna 5	Yes	Yes	Yes	No	Yes	No
Antenna 6	Yes	Yes	No	No	No	Yes
Antenna 7	Yes	Yes	No	No	Yes	No
Antenna 8	Yes	Yes	Yes	No	Yes	No
Antenna 9	Yes	Yes	No	Yes	Yes	No
Antenna 10	Yes	Yes	Yes	No	Yes	No
Antenna 11	Yes	Yes	Yes	No	Yes	No

**General Note:**

- Referring to KDB 941225 D06 v02r01, when the overall device length and width are ≥ 9cm\*5cm, the test distance is 10 mm. SAR must be measured for all sides and surfaces with a transmitting antenna located within 25mm from that surface or edge