

Appendix F. Setup Photographs

<Conducted Emission>

Remote View






Rear View




<Radiated Emission>

X Plane

LF




HF




WPC Charging Mode

Z Plane

LF



HF



————THE END————