



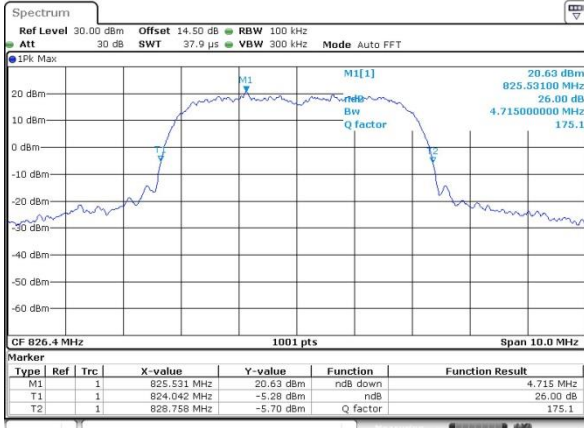
**26dB Bandwidth**

Mode	WCDMA Band V	WCDMA Band II	WCDMA Band IV
Mod.	RMC 12.2Kbps	RMC 12.2Kbps	RMC 12.2Kbps
Lowest CH	4.715	4.715	4.705
Middle CH	4.715	4.695	4.715
Highest CH	4.705	4.705	4.695



WCDMA Band V (RMC 12.2Kbps)

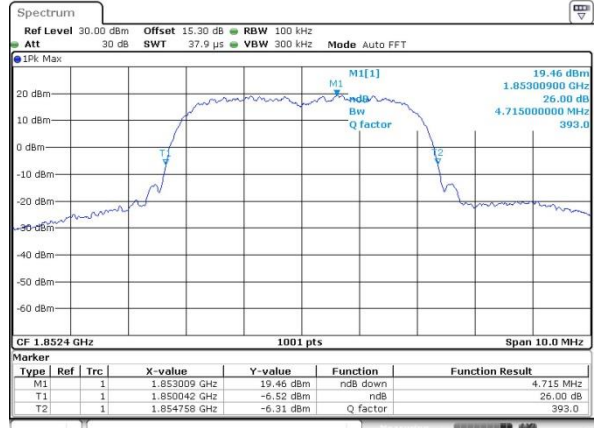
Lowest Channel



Date: 1.JAN.2021 15:20:04

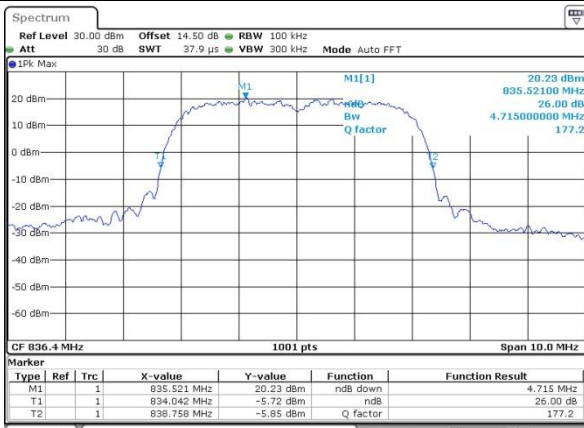
WCDMA Band II (RMC 12.2Kbps)

Lowest Channel



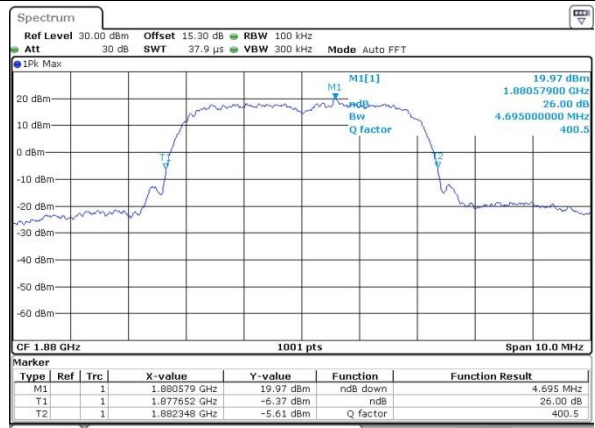
Date: 1.JAN.2021 15:39:48

Middle Channel



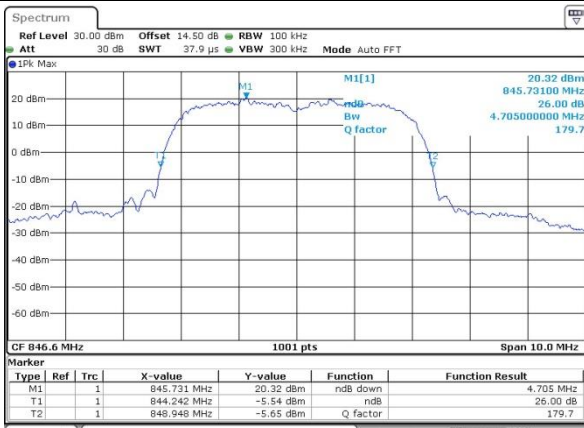
Date: 1.JAN.2021 15:20:56

Middle Channel



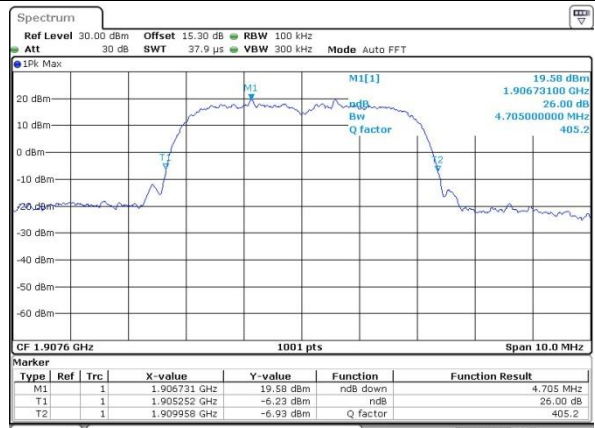
Date: 1.JAN.2021 15:40:21

Highest Channel

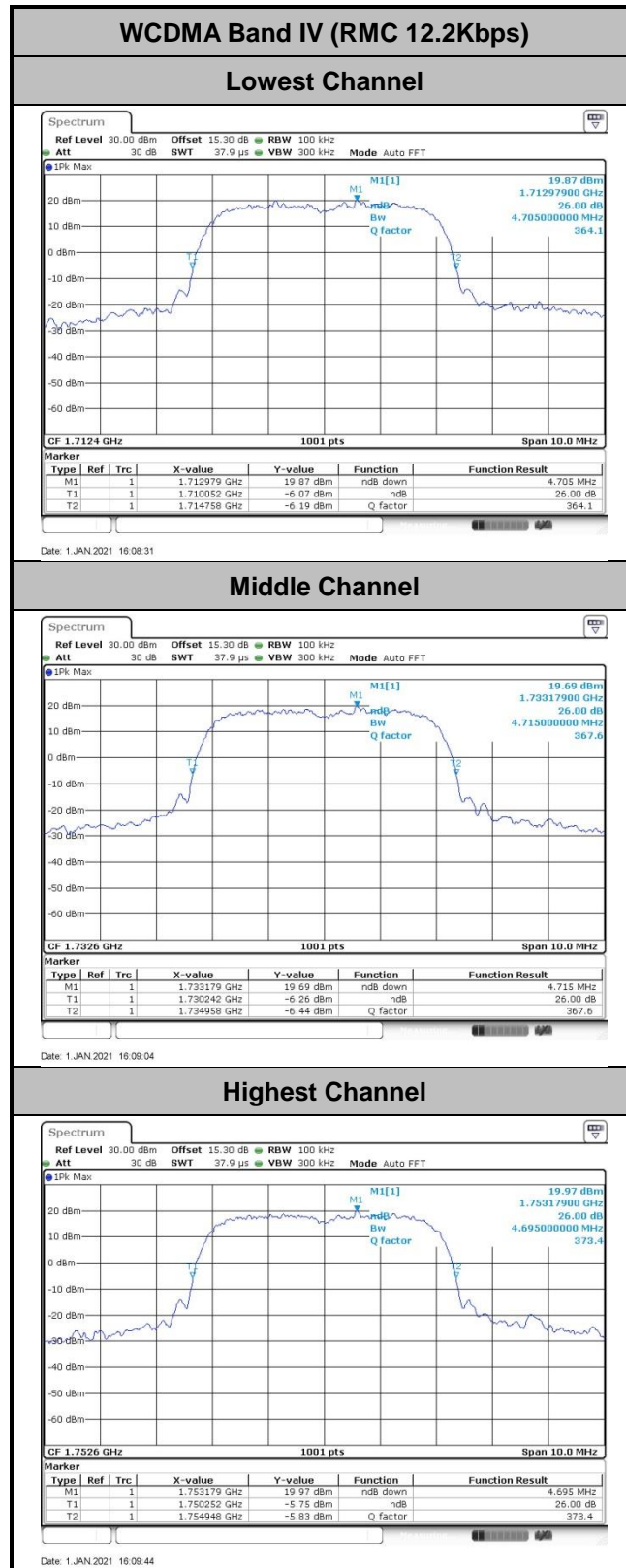


Date: 1.JAN.2021 15:21:30

Highest Channel



Date: 1.JAN.2021 15:40:57





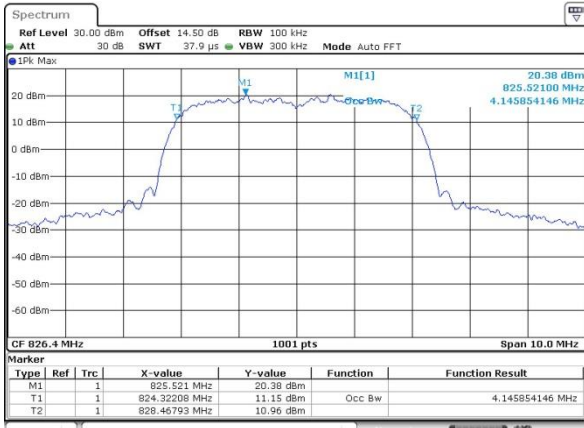
**Occupied Bandwidth**

Mode	WCDMA Band V	WCDMA Band II	WCDMA Band IV
Mod.	RMC 12.2Kbps	RMC 12.2Kbps	RMC 12.2Kbps
Lowest CH	4.146	4.136	4.136
Middle CH	4.146	4.146	4.146
Highest CH	4.126	4.136	4.136



WCDMA Band V (RMC 12.2Kbps)

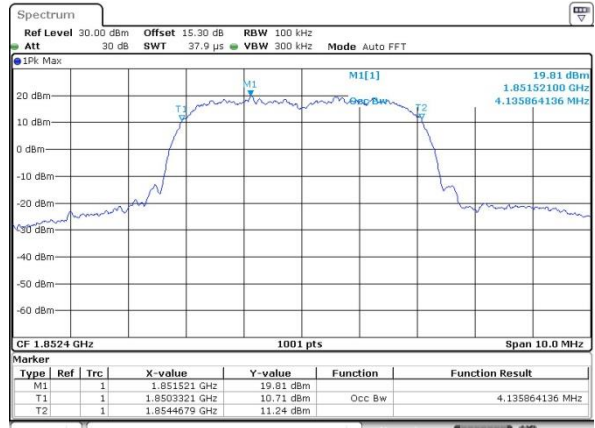
Lowest Channel



Date: 1.JAN 2021 15:24:13

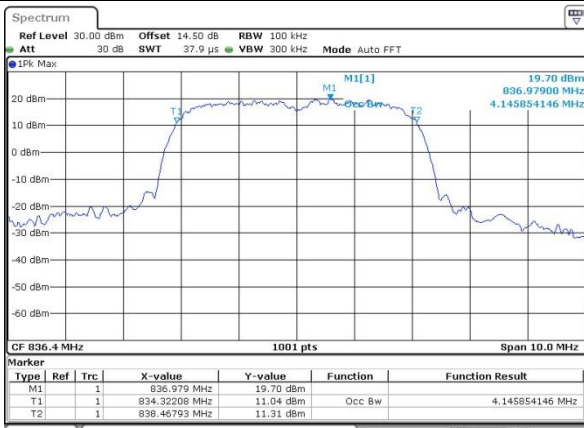
WCDMA Band II (RMC 12.2Kbps)

Lowest Channel



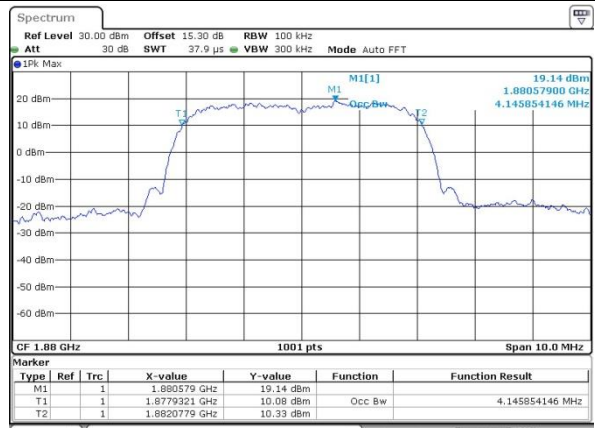
Date: 1.JAN 2021 15:44:54

Middle Channel



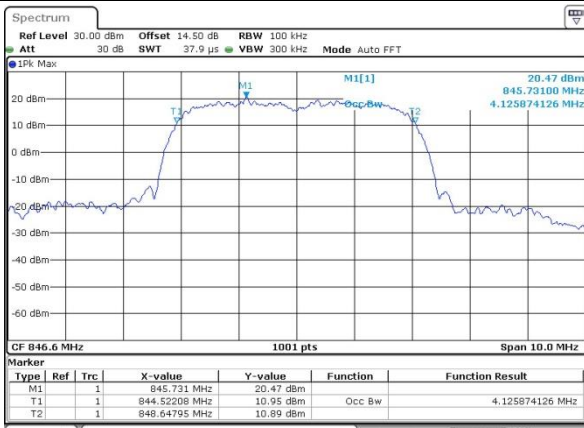
Date: 1.JAN 2021 15:25:10

Middle Channel



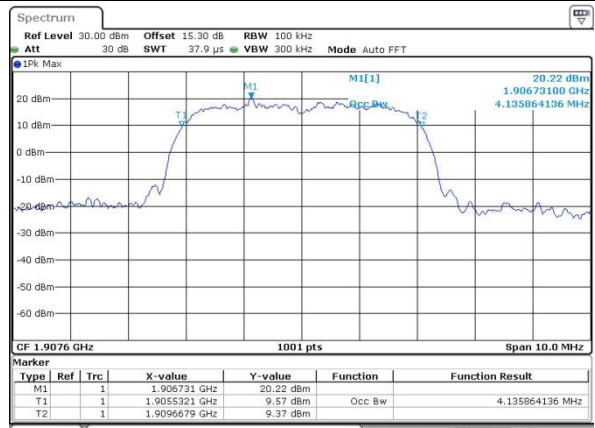
Date: 1.JAN 2021 15:45:24

Highest Channel

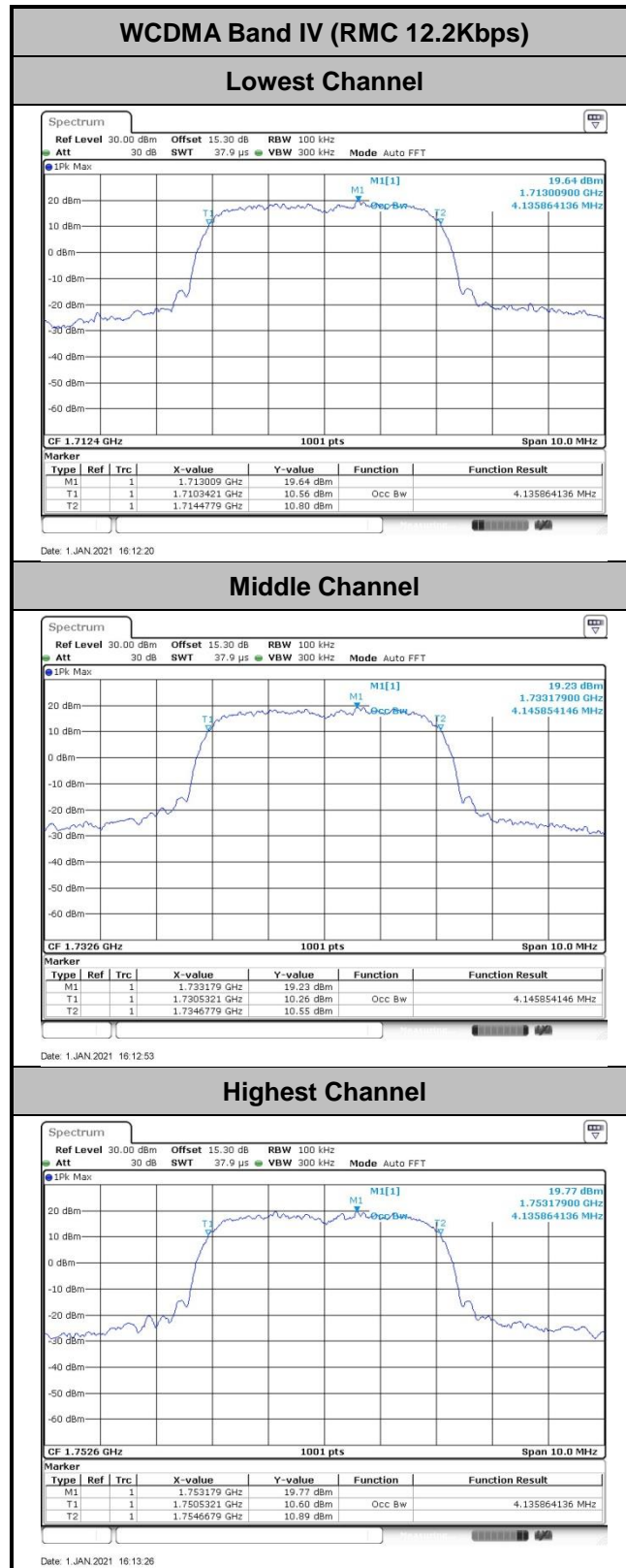


Date: 1.JAN 2021 15:25:42

Highest Channel



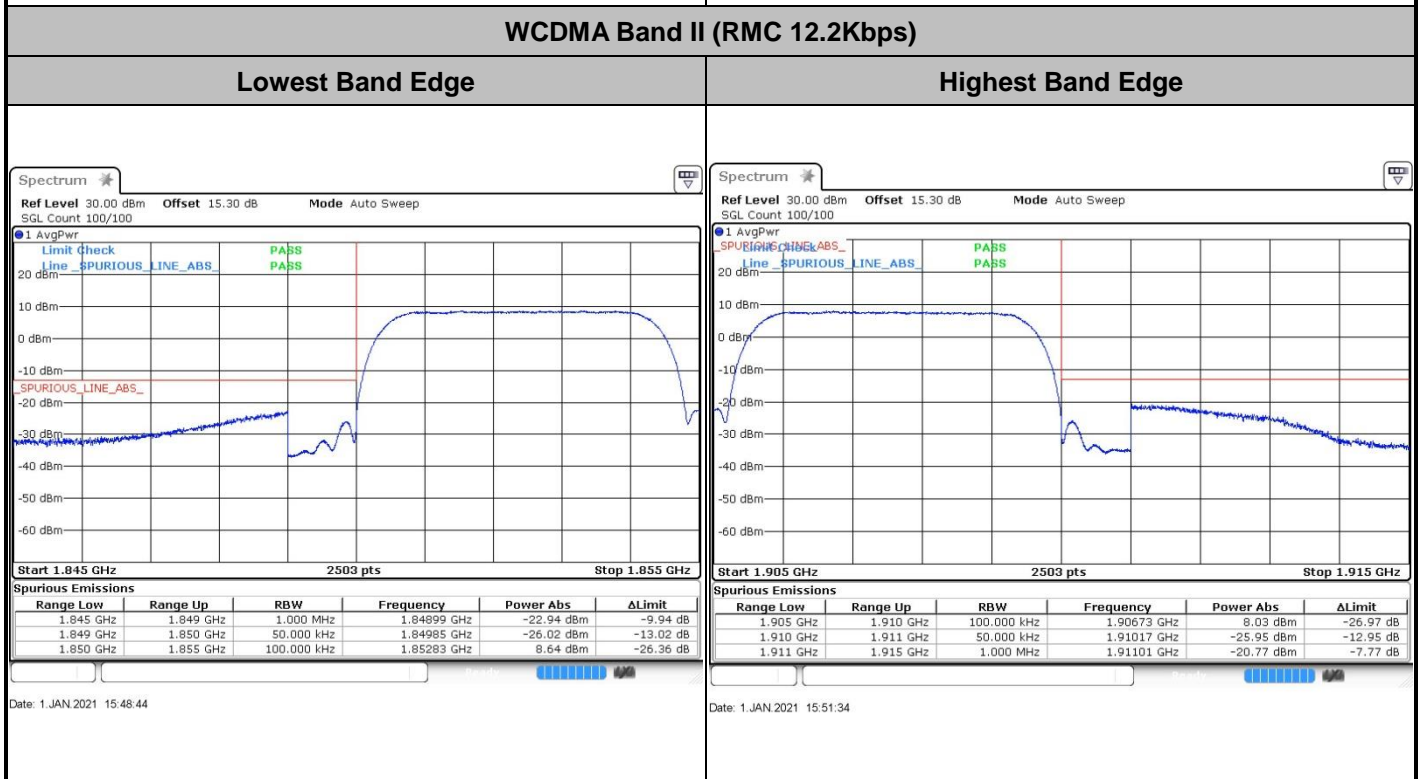
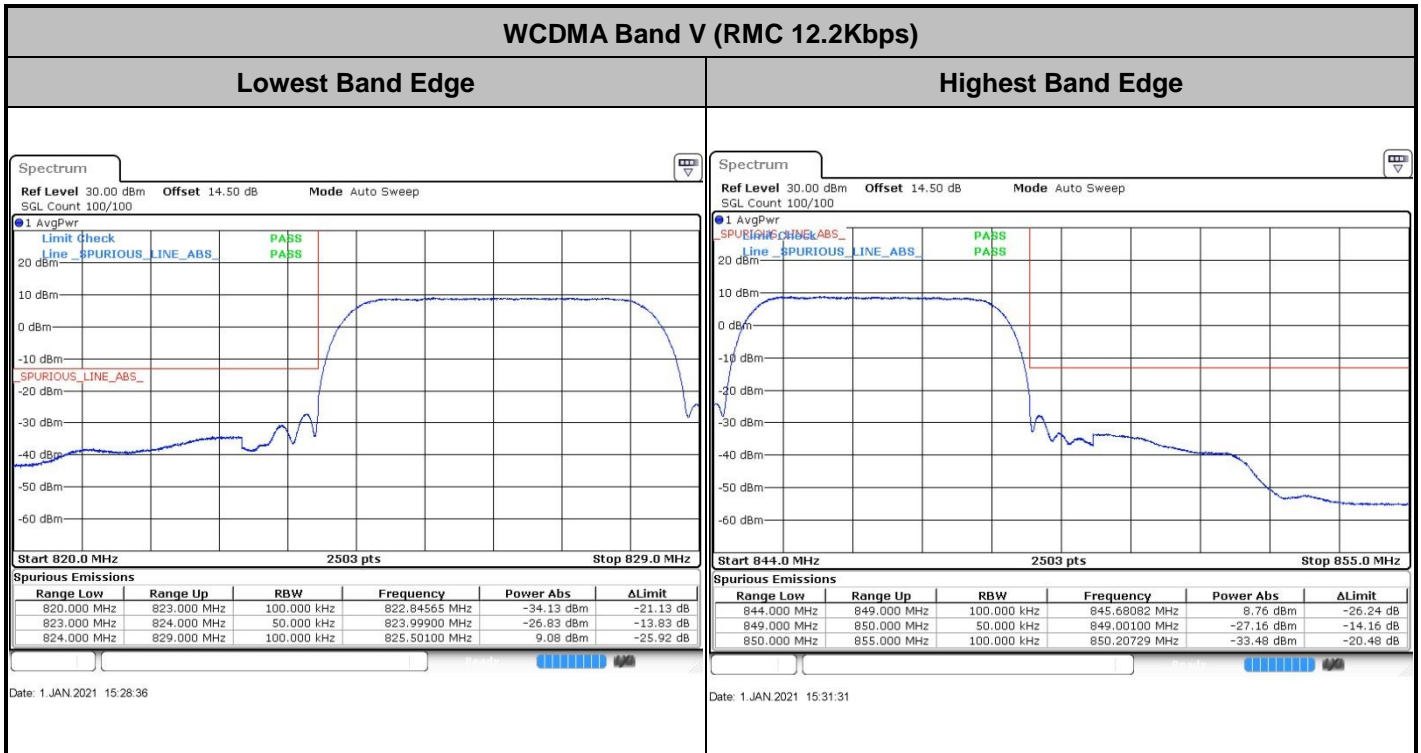
Date: 1.JAN 2021 15:45:58

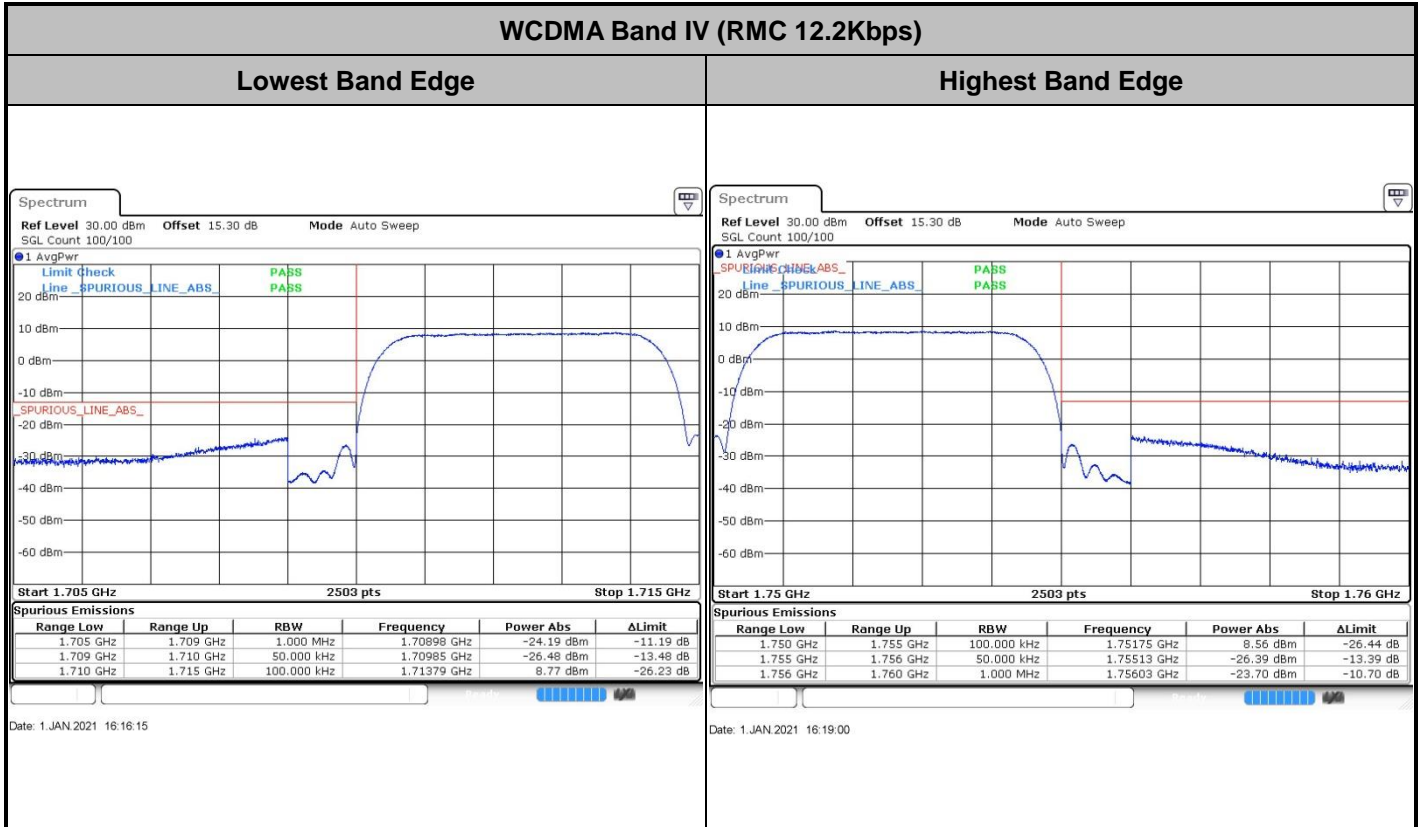






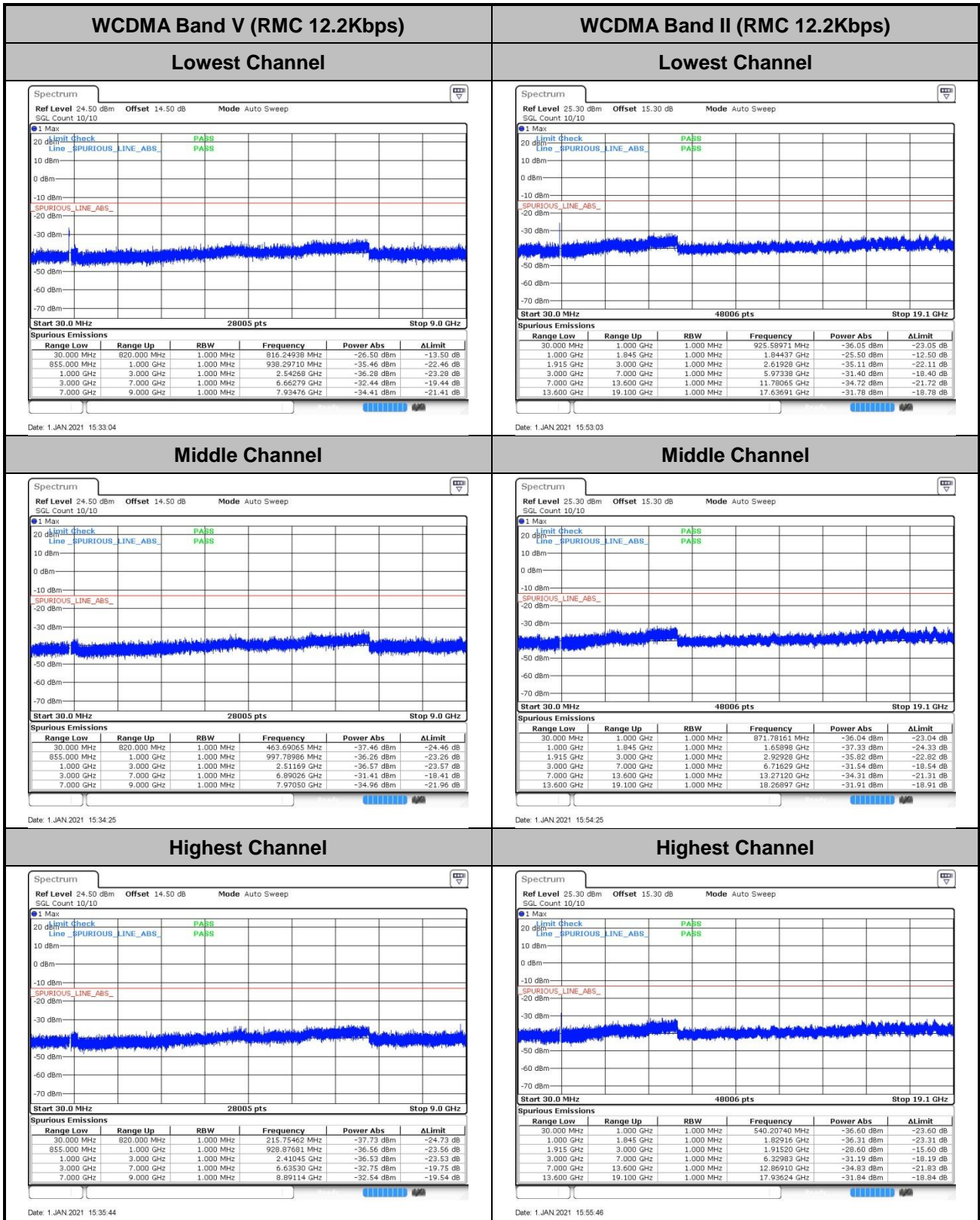
# Conducted Band Edge







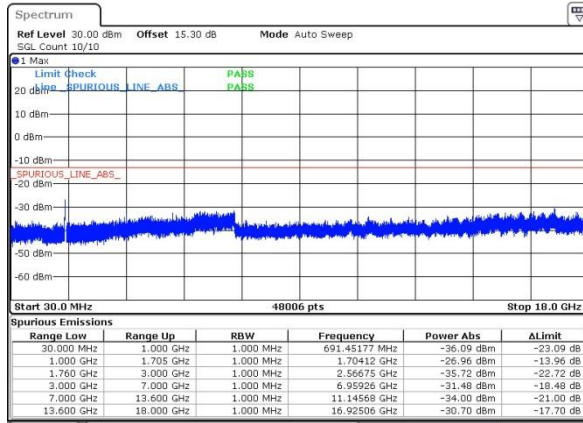
# Conducted Spurious Emission





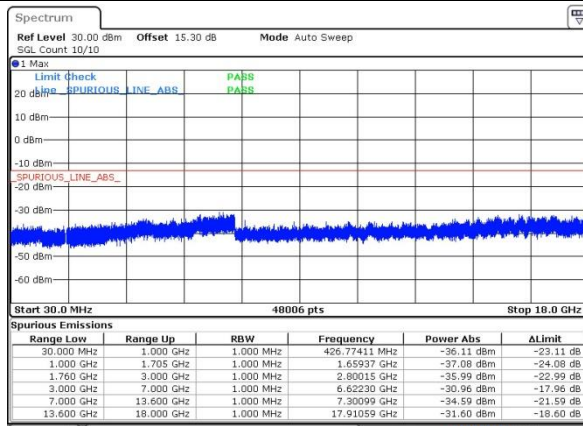
WCDMA Band IV (RMC 12.2Kbps)

Lowest Channel



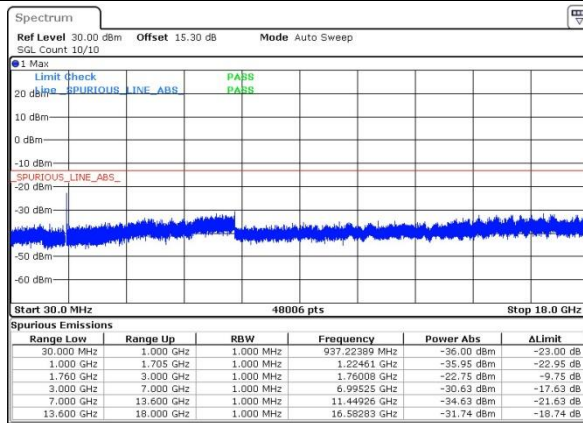
Date: 1, JAN 2021 16:20:26

Middle Channel



Date: 1, JAN 2021 16:21:49

Highest Channel



Date: 1, JAN 2021 16:23:08



### Frequency Stability

Test Conditions	Middle Channel	WCDMA Band V (RMC 12.2Kbps)	Limit
Temperature (°C)	Voltage (Volt)	Deviation (ppm)	2.5ppm Result
50	Normal Voltage	0.0035	PASS
40	Normal Voltage	0.0023	
30	Normal Voltage	0.0144	
20(Ref.)	Normal Voltage	0.0000	
10	Normal Voltage	0.0023	
0	Normal Voltage	0.0125	
-10	Normal Voltage	0.0039	
-20	Normal Voltage	0.0158	
-30	Normal Voltage	0.0052	
20	Maximum Voltage	0.0016	
20	Normal Voltage	0.0000	
20	Battery End Point	0.0038	

Test Conditions	Middle Channel	WCDMA Band II (RMC 12.2Kbps)	Limit
Temperature (°C)	Voltage (Volt)	Deviation (ppm)	Note 2. Result
50	Normal Voltage	0.0016	PASS
40	Normal Voltage	0.0135	
30	Normal Voltage	0.0124	
20(Ref.)	Normal Voltage	0.0000	
10	Normal Voltage	0.0165	
0	Normal Voltage	0.0043	
-10	Normal Voltage	0.0137	
-20	Normal Voltage	0.0152	
-30	Normal Voltage	0.0033	
20	Maximum Voltage	0.0021	
20	Normal Voltage	0.0000	
20	Battery End Point	0.0047	



Test Conditions Temperature (°C)	Middle Channel Voltage (Volt)	WCDMA Band IV (RMC 12.2Kbps)	Limit Note 2.
		Deviation (ppm)	Result
50	Normal Voltage	0.0088	PASS
40	Normal Voltage	0.0155	
30	Normal Voltage	0.0021	
20(Ref.)	Normal Voltage	0.0000	
10	Normal Voltage	0.0236	
0	Normal Voltage	0.0185	
-10	Normal Voltage	0.0068	
-20	Normal Voltage	0.0178	
-30	Normal Voltage	0.0028	
20	Maximum Voltage	0.0256	
20	Normal Voltage	0.0000	
20	Battery End Point	0.0224	

**Note:**

1. Normal Voltage = 3.87 V. ; Battery End Point (BEP) = 3.4 V. ; Maximum Voltage =4.48 V
2. The frequency fundamental emissions stay within the authorized frequency block based on the frequency deviation measured is small.



## Appendix B. Test Results of Radiated Test

### Radiated Spurious Emission

Pre-scanned harmonic for RSE testing, we choice worse case of antenna combination to full test.

GSM850 (GSM)								
Channel	Frequency ( MHz )	ERP ( dBm )	Limit ( dBm )	Over Limit ( dB )	S.G. Power ( dBm )	TX Cable loss ( dB )	TX Antenna Gain (dBi)	Polarization (H/V)
Middle	1672	-50.06	-13	-37.06	-57.03	1.58	10.70	H
	2510	-59.60	-13	-46.60	-67.85	2.102	12.50	H
	3348	-60.39	-13	-47.39	-69.28	2.856	13.90	H
	1672	-58.58	-13	-45.58	-65.55	1.58	10.70	V
	2510	-59.14	-13	-46.14	-67.39	2.10	12.50	V
	3348	-60.59	-13	-47.59	-69.48	2.86	13.90	V

Remark: Spurious emissions within 30-1000MHz were found more than 20dB below limit line.

GSM850 (EDGE 1 Tx slots)								
Channel	Frequency ( MHz )	ERP ( dBm )	Limit ( dBm )	Over Limit ( dB )	S.G. Power ( dBm )	TX Cable loss ( dB )	TX Antenna Gain (dBi)	Polarization (H/V)
Middle	1672	-56.71	-13	-43.71	-63.68	1.58	10.70	H
	2510	-48.48	-13	-35.48	-56.73	2.102	12.50	H
	3348	-59.65	-13	-46.65	-68.54	2.856	13.90	H
	1672	-55.43	-13	-42.43	-62.40	1.58	10.70	V
	2510	-48.47	-13	-35.47	-56.72	2.10	12.50	V
	3348	-60.64	-13	-47.64	-69.53	2.86	13.90	V

Remark: Spurious emissions within 30-1000MHz were found more than 20dB below limit line.

GSM1900 (GSM)								
Channel	Frequency ( MHz )	EIRP ( dBm )	Limit ( dBm )	Over Limit ( dB )	S.G. Power ( dBm )	TX Cable loss ( dB )	TX Antenna Gain (dBi)	Polarization (H/V)
Middle	3759	-57.46	-13	-44.46	-69.72	2.641	14.90	H
	5640	-54.55	-13	-41.55	-66.41	2.94	14.80	H
	7524	-52.96	-13	-39.96	-62.73	3.39	13.16	H
	3759	-56.84	-13	-43.84	-69.10	2.64	14.90	V
	5640	-54.71	-13	-41.71	-66.57	2.94	14.80	V
	7524	-52.56	-13	-39.56	-62.33	3.39	13.16	V

Remark: Spurious emissions within 30-1000MHz were found more than 20dB below limit line.



GSM1900 (EDGE 1 Tx slots)								
Channel	Frequency ( MHz )	EIRP ( dBm )	Limit ( dBm )	Over Limit ( dB )	S.G. Power ( dBm )	TX Cable loss ( dB )	TX Antenna Gain (dBi)	Polarization (H/V)
Middle	3759	-57.15	-13	-44.15	-69.41	2.641	14.90	H
	5640	-54.79	-13	-41.79	-66.65	2.94	14.80	H
	7524	-52.87	-13	-39.87	-62.64	3.39	13.16	H
	3759	-56.80	-13	-43.80	-69.06	2.64	14.90	V
	5640	-55.60	-13	-42.60	-67.46	2.94	14.80	V
	7524	-52.78	-13	-39.78	-62.55	3.39	13.16	V

Remark: Spurious emissions within 30-1000MHz were found more than 20dB below limit line.

WCDMA Band V(RMC 12.2Kbps)								
Channel	Frequency ( MHz )	ERP ( dBm )	Limit ( dBm )	Over Limit ( dB )	S.G. Power ( dBm )	TX Cable loss ( dB )	TX Antenna Gain (dBi)	Polarization (H/V)
Middle	1672	-65.59	-13	-52.59	-72.56	1.58	10.70	H
	2510	-58.88	-13	-45.88	-67.13	2.102	12.50	H
	3348	-59.81	-13	-46.81	-68.70	2.856	13.90	H
	1672	-64.59	-13	-51.59	-71.56	1.58	10.70	V
	2510	-58.62	-13	-45.62	-66.87	2.10	12.50	V
	3348	-60.54	-13	-47.54	-69.43	2.86	13.90	V

Remark: Spurious emissions within 30-1000MHz were found more than 20dB below limit line.

WCDMA Band II(RMC 12.2Kbps)								
Channel	Frequency ( MHz )	EIRP ( dBm )	Limit ( dBm )	Over Limit ( dB )	S.G. Power ( dBm )	TX Cable loss ( dB )	TX Antenna Gain (dBi)	Polarization (H/V)
Middle	3759	-56.89	-13	-43.89	-69.15	2.64	14.90	H
	5640	-54.90	-13	-41.90	-66.76	2.94	14.80	H
	7524	-52.74	-13	-39.74	-62.51	3.39	13.16	H
	3759	-57.03	-13	-44.03	-69.29	2.64	14.90	V
	5640	-55.06	-13	-42.06	-66.92	2.94	14.80	V
	7524	-52.56	-13	-39.56	-62.33	3.39	13.16	V

Remark: Spurious emissions within 30-1000MHz were found more than 20dB below limit line.





WCDMA Band IV(RMC 12.2Kbps)								
Channel	Frequency ( MHz )	EIRP ( dBm )	Limit ( dBm )	Over Limit ( dB )	S.G. Power ( dBm )	TX Cable loss ( dB )	TX Antenna Gain (dBi)	Polarization (H/V)
Middle	3465	-56.55	-13	-43.55	-67.29	2.604	13.34	H
	5199	-53.49	-13	-40.49	-64.00	3.011	13.52	H
	6936	-54.17	-13	-41.17	-64.37	3.271	13.47	H
	3465	-56.90	-13	-43.90	-67.64	2.604	13.34	V
	5199	-53.51	-13	-40.51	-64.02	3.011	13.52	V
	6936	-53.97	-13	-40.97	-64.17	3.271	13.47	V

Remark: Spurious emissions within 30-1000MHz were found more than 20dB below limit line.