



FCC RADIO TEST REPORT

FCC ID : 2AFZZK11AG
Equipment : Mobile Phone
Brand Name : POCO
Model Name : M2012K11AG
Applicant : Xiaomi Communications Co., Ltd.
#019, 9th Floor, Building 6, 33 Xi'erqi Middle
Road, Haidian District, Beijing, China, 100085
Manufacturer : Xiaomi Communications Co., Ltd.
#019, 9th Floor, Building 6, 33 Xi'erqi Middle
Road, Haidian District, Beijing, China, 100085
Standard : FCC Part 15 Subpart E §15.407

The product was received on Jan. 05, 2021 and testing was started from Jan. 08, 2021 and completed on Jan. 29, 2021. We, SPORTON INTERNATIONAL INC., EMC & Wireless Communications Laboratory, would like to declare that the tested sample has been evaluated in accordance with the test procedures and has been in compliance with the applicable technical standards.

The test results in this report apply exclusively to the tested model / sample. Without written approval of SPORTON INTERNATIONAL INC. EMC & Wireless Communications Laboratory, the test report shall not be reproduced except in full.

Louis Wu

Approved by: Louis Wu

SPORTON INTERNATIONAL INC. EMC & Wireless Communications Laboratory

No. 52, Huaya 1st Rd., Guishan Dist., Taoyuan City, Taiwan (R.O.C.)



Table of Contents

| | |
|--|-----------|
| History of this test report..... | 3 |
| Summary of Test Result..... | 4 |
| 1 General Description | 5 |
| 1.1 Product Feature of Equipment Under Test..... | 5 |
| 1.2 Modification of EUT | 5 |
| 1.3 Testing Location | 6 |
| 1.4 Applicable Standards..... | 6 |
| 2 Test Configuration of Equipment Under Test | 7 |
| 2.1 Carrier Frequency and Channel | 7 |
| 2.2 Test Mode..... | 8 |
| 2.3 Connection Diagram of Test System..... | 10 |
| 2.4 Support Unit used in test configuration and system | 10 |
| 2.5 EUT Operation Test Setup | 10 |
| 2.6 Measurement Results Explanation Example..... | 11 |
| 3 Test Result | 12 |
| 3.1 26dB & 99% Occupied Bandwidth Measurement | 12 |
| 3.2 Maximum Conducted Output Power Measurement | 15 |
| 3.3 Power Spectral Density Measurement | 16 |
| 3.4 Unwanted Emissions Measurement..... | 19 |
| 3.5 AC Conducted Emission Measurement..... | 24 |
| 3.6 Automatically Discontinue Transmission | 26 |
| 3.7 Antenna Requirements..... | 27 |
| 4 List of Measuring Equipment..... | 28 |
| 5 Uncertainty of Evaluation | 30 |
| Appendix A. Conducted Test Results | |
| Appendix B. AC Conducted Emission Test Result | |
| Appendix C. Radiated Spurious Emission | |
| Appendix D. Radiated Spurious Emission Plots | |
| Appendix E. Duty Cycle Plots | |
| Appendix F. Setup Photographs | |



History of this test report

| Report No. | Version | Description | Issued Date |
|------------|---------|-------------------------|---------------|
| FR110409E | 01 | Initial issue of report | Feb. 08, 2021 |
| | | | |
| | | | |
| | | | |
| | | | |
| | | | |
| | | | |
| | | | |
| | | | |
| | | | |
| | | | |
| | | | |
| | | | |
| | | | |
| | | | |
| | | | |



Summary of Test Result

| Report Clause | Ref Std. Clause | Test Items | Result (PASS/FAIL) | Remark |
|---------------|---------------------|--|--------------------|---|
| 3.1 | 15.403(i) | 26dB Bandwidth | Pass | - |
| 3.1 | 2.1049 | 99% Occupied Bandwidth | Reporting only | - |
| 3.2 | 15.407(a) | Maximum Conducted Output Power | Pass | - |
| 3.3 | 15.407(a) | Power Spectral Density | Pass | - |
| 3.4 | 15.407(b) | Unwanted Emissions | Pass | Under limit 3.80 dB at 5469.280 MHz |
| 3.5 | 15.207 | AC Conducted Emission | Pass | Under limit 15.59 dB at 0.499 MHz |
| 3.6 | 15.407(c) | Automatically Discontinue Transmission | Pass | - |
| 3.7 | 15.203 15.407(a) | Antenna Requirement | Pass | - |

Declaration of Conformity:

The test results with all measurement uncertainty excluded are presented in accordance with the regulation limits or requirements declared by manufacturers.

Comments and Explanations:

The declared of product specification for EUT presented in the report are provided by the manufacturer, and the manufacturer takes all the responsibilities for the accuracy of product specification.

Reviewed by: Wii Chang

Report Producer: Yimin Ho



1 General Description

1.1 Product Feature of Equipment Under Test

GSM/WCDMA/LTE/5G NR, Bluetooth, Wi-Fi 2.4GHz 802.11b/g/n/ax, Wi-Fi 5GHz 802.11a/n/ac/ax, NFC, and GNSS.

| Product Specification subjective to this standard | |
|---|--|
| Sample 1 | EUT with Battery 1 |
| Sample 2 | EUT with Battery 2 |
| Antenna Type | WWAN: PIFA Antenna WLAN 5GHz: <Ant. 11>: PIFA Antenna <Ant. 6>: PIFA Antenna WLAN 2.4GHz: <Ant. 11>: PIFA Antenna <Ant. 7>: PIFA Antenna Bluetooth: <Ant. 11>: PIFA Antenna <Ant. 7>: PIFA Antenna GPS / Glonass / BDS / Galileo: <L1 Ant.>: PIFA Antenna <L5 Ant.>: PIFA Antenna NFC: Planar Antenna |

| Antenna information | | |
|---------------------|-----------------|-------------------------------|
| 5150 MHz ~ 5250 MHz | Peak Gain (dBi) | Ant. 11: -1.9 Ant. 6: -6.4 |
| 5250 MHz ~ 5350 MHz | Peak Gain (dBi) | Ant. 11: -1.9 Ant. 6: -5.8 |
| 5470 MHz ~ 5725 MHz | Peak Gain (dBi) | Ant. 11: -1.9 Ant. 6: -3.7 |

Remark: The above EUT's information was declared by manufacturer. Please refer to Comments and Explanations in report summary.

1.2 Modification of EUT

No modifications are made to the EUT during all test items.



1.3 Testing Location

| | |
|---------------------------|---|
| Test Site | SPORTON INTERNATIONAL INC. EMC & Wireless Communications Laboratory |
| Test Site Location | No.52, Huaya 1st Rd., Guishan Dist., Taoyuan City, Taiwan (R.O.C.) TEL: +886-3-327-3456 FAX: +886-3-328-4978 |
| Test Site No. | Sporton Site No. TH05-HY, CO05-HY |

Note: The test site complies with ANSI C63.4 2014 requirement.

| | |
|---------------------------|---|
| Test Site | SPORTON INTERNATIONAL INC. EMC & Wireless Communications Laboratory |
| Test Site Location | No.58, Aly. 75, Ln. 564, Wenhua 3rd, Rd., Guishan Dist., Taoyuan City, Taiwan (R.O.C.) TEL: +886-3-327-0868 FAX: +886-3-327-0855 |
| Test Site No. | Sporton Site No. 03CH16-HY |

Note: The test site complies with ANSI C63.4 2014 requirement.

FCC designation No.: TW1190 and TW0007

1.4 Applicable Standards

According to the specifications of the manufacturer, the EUT must comply with the requirements of the following standards:

- ♦ FCC Part 15 Subpart E
- ♦ FCC KDB 789033 D02 General UNII Test Procedures New Rules v02r01.
- ♦ FCC KDB 414788 D01 Radiated Test Site v01r01.
- ♦ FCC KDB 662911 D01 Multiple Transmitter Output v02r01.
- ♦ ANSI C63.10-2013

Remark:

1. All test items were verified and recorded according to the standards and without any deviation during the test.
2. The TAF code is not including all the FCC KDB listed without accreditation.



2 Test Configuration of Equipment Under Test

- a. The EUT has been associated with peripherals and configuration operated in a manner tended to maximize its emission characteristics in a typical application. Frequency range investigated: conduction emission (150 kHz to 30 MHz), radiation emission (9 kHz to the 10th harmonic of the highest fundamental frequency or to 40 GHz, whichever is lower). For radiated measurement, pre-scanned in three orthogonal panels, X, Y, Z. The worst cases (X plane) were recorded in this report.
- b. AC power line Conducted Emission was tested under maximum output power.

2.1 Carrier Frequency and Channel

| Frequency Band | Channel | Freq. (MHz) | Channel | Freq. (MHz) |
|--------------------------------------|-----------------|-------------|---------|-------------|
| 5150-5250 MHz Band 1 (U-NII-1) | 36 | 5180 | 44 | 5220 |
| | 38* | 5190 | 46* | 5230 |
| | 40 | 5200 | 48 | 5240 |
| | 42 [#] | 5210 | | |

| Frequency Band | Channel | Freq. (MHz) | Channel | Freq. (MHz) |
|---------------------------------------|-----------------|-------------|---------|-------------|
| 5250-5350 MHz Band 2 (U-NII-2A) | 52 | 5260 | 60 | 5300 |
| | 54* | 5270 | 62* | 5310 |
| | 56 | 5280 | 64 | 5320 |
| | 58 [#] | 5290 | | |

| Frequency Band | Channel | Freq. (MHz) | Channel | Freq. (MHz) |
|---------------------------------------|------------------|-------------|---------|-------------|
| 5470-5725 MHz Band 3 (U-NII-2C) | 100 | 5500 | 112 | 5560 |
| | 102* | 5510 | 116 | 5580 |
| | 104 | 5520 | 132 | 5660 |
| | 106 [#] | 5530 | 134* | 5670 |
| | 108 | 5540 | 136 | 5680 |
| | 110* | 5550 | 140 | 5700 |

| Frequency Band | Channel | Freq. (MHz) | Channel | Freq. (MHz) |
|----------------|------------------|-------------|---------|-------------|
| TDWR Channel | 118* | 5590 | 124 | 5620 |
| | 120 | 5600 | 126* | 5630 |
| | 122 [#] | 5610 | 128 | 5640 |

Note:

1. The above Frequency and Channel in "*" were 802.11n HT40 and 802.11ac VHT40 and 802.11ax HE40.
2. The above Frequency and Channel in "[#]" were 802.11ac VHT80 and 802.11ax HE80.



2.2 Test Mode

Final test modes are considering the modulation and worse data rates as below table.

MIMO Mode

| Modulation | Data Rate |
|----------------------------------|-----------|
| 802.11a | 6 Mbps |
| 802.11n HT20 (Covered by HE20) | MCS0 |
| 802.11n HT40 (Covered by HE40) | MCS0 |
| 802.11ac VHT20 (Covered by HE20) | MCS0 |
| 802.11ac VHT40 (Covered by HE40) | MCS0 |
| 802.11ac VHT80 (Covered by HE80) | MCS0 |
| 802.11ax HE20 | MCS0 |
| 802.11ax HE40 | MCS0 |
| 802.11ax HE80 | MCS0 |

| Test Cases | |
|--|---|
| AC Conducted Emission | Mode 1 : Bluetooth Link + WLAN (5GHz) Link + MPEG 4 + USB Cable (Charging from Adapter) for Sample 1 |
| Remark: For Radiated Test Cases, the tests were performed with Sample 1 | |



| Ch. # | | Band I : 5150-5250 MHz | Band II : 5250-5350 MHz | Band III : 5470-5725MHz |
|-------|--------|------------------------|-------------------------|-------------------------|
| | | 802.11a | 802.11a | 802.11a |
| L | Low | 36 | 52 | 100 |
| M | Middle | 44 | 60 | 116 |
| H | High | 48 | 64 | 140 |

| Ch. # | | Band I : 5150-5250 MHz | Band II : 5250-5350 MHz | Band III : 5470-5725MHz |
|-------|--------|------------------------|-------------------------|-------------------------|
| | | 802.11ax HE20 | 802.11ax HE20 | 802.11ax HE20 |
| L | Low | 36 | 52 | 100 |
| M | Middle | 44 | 60 | 116 |
| H | High | 48 | 64 | 140 |

| Ch. # | | Band I : 5150-5250 MHz | Band II : 5250-5350 MHz | Band III : 5470-5725MHz |
|-------|--------|------------------------|-------------------------|-------------------------|
| | | 802.11ax HE40 | 802.11ax HE40 | 802.11ax HE40 |
| L | Low | 38 | 54 | 102 |
| M | Middle | - | - | 110 |
| H | High | 46 | 62 | 134 |

| Ch. # | | Band I : 5150-5250 MHz | Band II : 5250-5350 MHz | Band III : 5470-5725MHz |
|-------|--------|------------------------|-------------------------|-------------------------|
| | | 802.11ax HE80 | 802.11ax HE80 | 802.11ax HE80 |
| L | Low | - | - | 106 |
| M | Middle | 42 | 58 | - |
| H | High | - | - | 122 |

Remark: For radiation spurious emission, the final modulation and the worst data rate was reference the max RF conducted power.

2.3 Connection Diagram of Test System



2.4 Support Unit used in test configuration and system

| Item | Equipment | Brand Name | Model Name | FCC ID | Data Cable | Power Cord |
|------|--------------------|---------------|---------------|-------------|------------|--|
| 1. | Bluetooth Earphone | Sony Ericsson | MW600 | PY7DDA-2029 | N/A | N/A |
| 2. | WLAN AP | ASUS | RT-AC66U | MSQ-RTAC66U | N/A | Unshielded, 1.8m |
| 3. | Notebook | DELL | Latitude 3400 | FCC DoC | N/A | AC I/P: Unshielded, 1.2 m DC O/P: Shielded, 1.8 m |

2.5 EUT Operation Test Setup

The RF test items make the EUT get into the engineering modes to provide channel selection, power level, data rate and the application type and for continuous transmitting signals.



2.6 Measurement Results Explanation Example

For all conducted test items:

The offset level is set in the spectrum analyzer to compensate the RF cable loss and attenuator factor between EUT conducted output port and spectrum analyzer. With the offset compensation, the spectrum analyzer reading level is exactly the EUT RF output level.

Example :

The spectrum analyzer offset is derived from RF cable loss and attenuator factor.

Offset = RF cable loss + attenuator factor.

Following shows an offset computation example with cable loss 4.2 dB and 10dB attenuator.

$$\begin{aligned} \text{Offset(dB)} &= \text{RF cable loss(dB)} + \text{attenuator factor(dB)}. \\ &= 4.2 + 10 = 14.2 \text{ (dB)} \end{aligned}$$

3 Test Result

3.1 26dB & 99% Occupied Bandwidth Measurement

3.1.1 Description of 26dB & 99% Occupied Bandwidth

This section is for reporting purpose only.

There is no restriction limits for bandwidth.

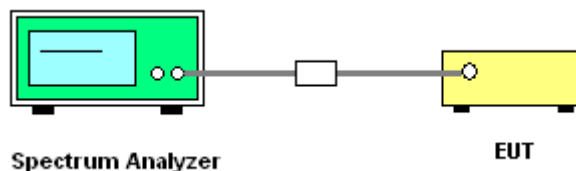
3.1.2 Measuring Instruments

See list of measuring equipment of this test report.

3.1.3 Test Procedures

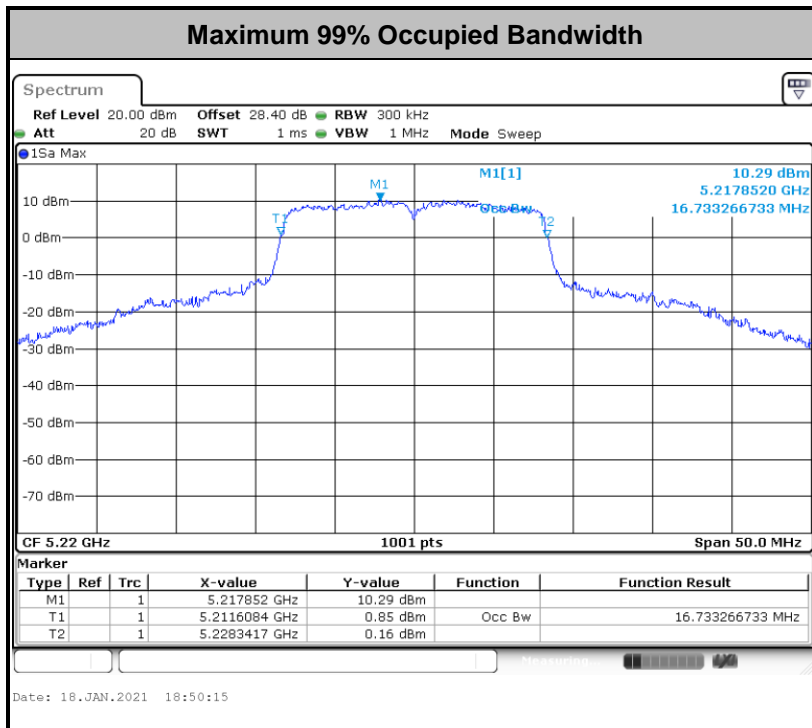
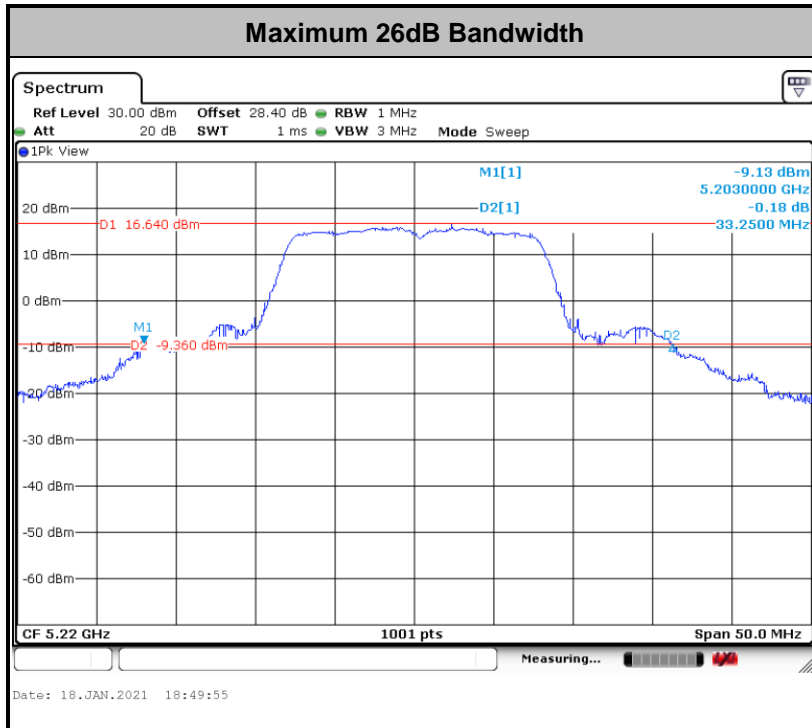
1. The testing follows FCC KDB 789033 D02 General UNII Test Procedures New Rules v02r01. Section C) Emission bandwidth
2. Set RBW = approximately 1% of the emission bandwidth.
3. Set the VBW > RBW.
4. Detector = Peak.
5. Trace mode = max hold
6. Measure the maximum width of the emission that is 26 dB down from the peak of the emission. Compare this with the RBW setting of the analyzer. Readjust RBW and repeat measurement as needed until the RBW/EBW ratio is approximately 1%.
7. For 99% Bandwidth Measurement, the spectrum analyzer's resolution bandwidth (RBW) is set 1-5% of the emission bandwidth and set the Video bandwidth (VBW) $\geq 3 * RBW$.
8. Measure and record the results in the test report.

3.1.4 Test Setup



3.1.5 Test Result of 26dB & 99% Occupied Bandwidth

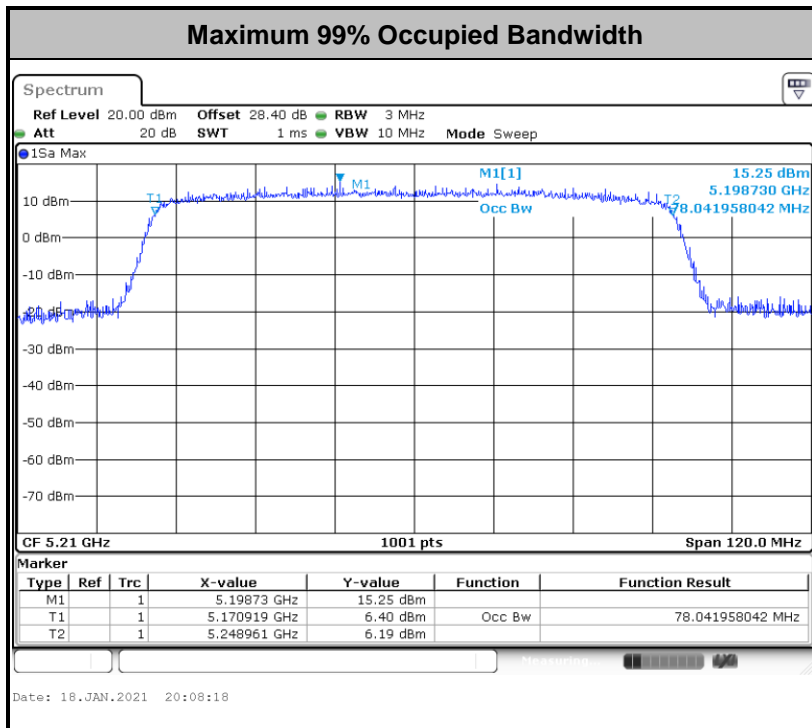
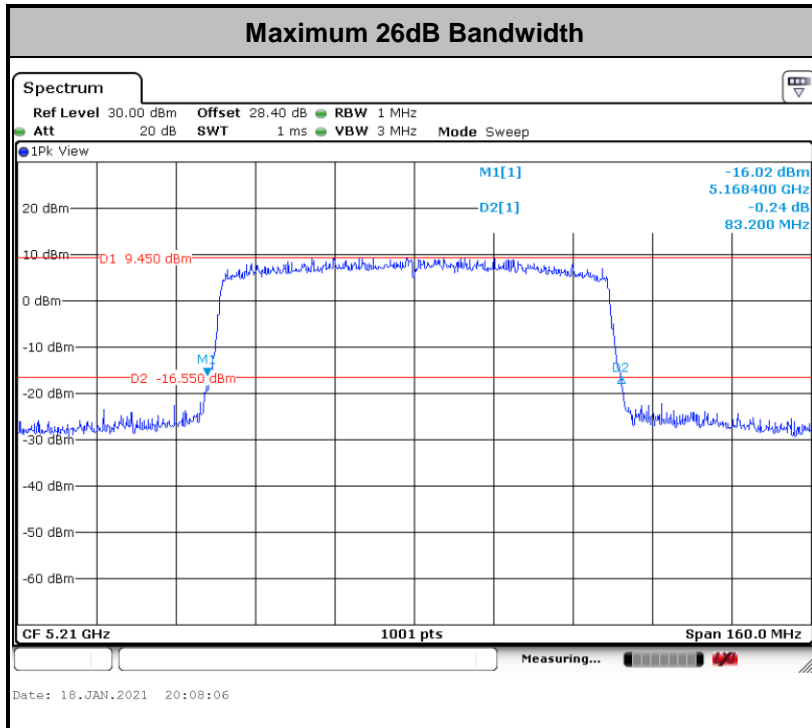
Please refer to Appendix A.



Note: The occupied channel bandwidth is maintained within the band of operation for all of the modulations.



<For 802.11ax mode>



Note: The occupied channel bandwidth is maintained within the band of operation for all of the modulations.

3.2 Maximum Conducted Output Power Measurement

3.2.1 Limit of Maximum Conducted Output Power

<FCC 14-30 CFR 15.407>

For the 5.15–5.25 GHz bands:

■ For mobile and portable client devices in the 5.15–5.25 GHz band, the maximum conducted output power over the frequency band of operation shall not exceed 250 mW. For an indoor access point operating in the band 5.15-5.25 GHz, the maximum conducted output power over the frequency band of operation shall not exceed 1 W.

For the 5.25–5.725 GHz bands:

■ The maximum conducted output power over the frequency bands of operation shall not exceed the lesser of 250 mW or 11 dBm 10 log B, where B is the 26 dB emission bandwidth in megahertz.

If transmitting antennas of directional gain greater than 6 dBi are used, the peak output power shall be reduced by the amount in dB that the directional gain of the antenna exceeds 6 dBi.

Note that U-NII-2 band, devices with a maximum e.i.r.p. greater than 500 mW shall implement TPC in order to have the capability to operate at least 6 dB below the maximum permitted e.i.r.p. of 1 W.

3.2.2 Measuring Instruments

See list of measuring equipment of this test report.

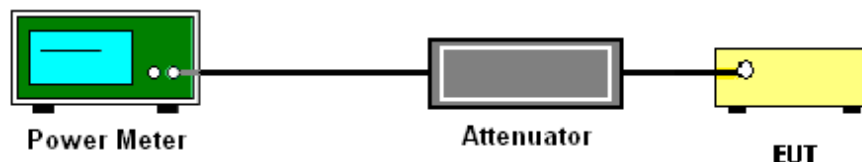
3.2.3 Test Procedures

The testing follows Method PM-G of FCC KDB 789033 D02 General UNII Test Procedures New Rules v02r01.

Method PM-G (Measurement using a gated RF average power meter):

1. Measurement is performed using a wideband RF power meter.
2. The EUT is configured to transmit at its maximum power control level.
3. Measure the average power of the transmitter.
4. Since the measurement is made only during the ON time of the transmitter, no duty cycle correction factor is required.

3.2.4 Test Setup



3.2.5 Test Result of Maximum Conducted Output Power

Please refer to Appendix A.



3.3 Power Spectral Density Measurement

3.3.1 Limit of Power Spectral Density

<FCC 14-30 CFR 15.407>

For the 5.15–5.25 GHz bands:

For mobile and portable client devices in the 5.15–5.25 GHz band, the maximum power spectral density shall not exceed 11 dBm in any 1.0 MHz band. For an indoor access point operating in the band 5.15-5.25 GHz, the maximum power spectral density shall not exceed 17 dBm in any 1.0 MHz band.

For the 5.25–5.725 GHz bands:

The maximum power spectral density shall not exceed 11 dBm in any 1.0 MHz band.

If transmitting antennas of directional gain greater than 6 dBi are used, the peak output power shall be reduced by the amount in dB that the directional gain of the antenna exceeds 6 dBi.

3.3.2 Measuring Instruments

See list of measuring equipment of this test report.

3.3.3 Test Procedures

The testing follows FCC KDB 789033 D02 General UNII Test Procedures New Rules v02r01.

Section F) Maximum power spectral density.

Method SA-3

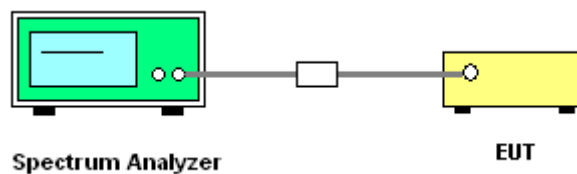
(power averaging (rms) detection with max hold):

- Set span to encompass the entire emission bandwidth (EBW) of the signal.
 - Set RBW = 1 MHz.
 - Set VBW \geq 3 MHz.
 - Number of points in sweep \geq 2 Span / RBW.
 - Sweep time \leq (number of points in sweep) \times T, when duty cycle is less than 98 percent where T is the minimum transmission duration over which the transmitter is on and is transmitting at its maximum power control level for the tested mode of operation.
Detector = power averaging (rms).
 - Trace mode = max hold.
 - Allow max hold to run for at least 60 seconds, or longer as needed to allow the trace to stabilize.
1. The RF output of EUT was connected to the spectrum analyzer by a low loss cable.
 2. Each plot has already offset with cable loss, and attenuator loss. Measure the PPSD and record it.
 3. For MIMO mode, calculation method follows FCC KDB 662911 D01 Multiple Transmitter Output v02r01.

Method (a): Measure and sum the spectra across the outputs.

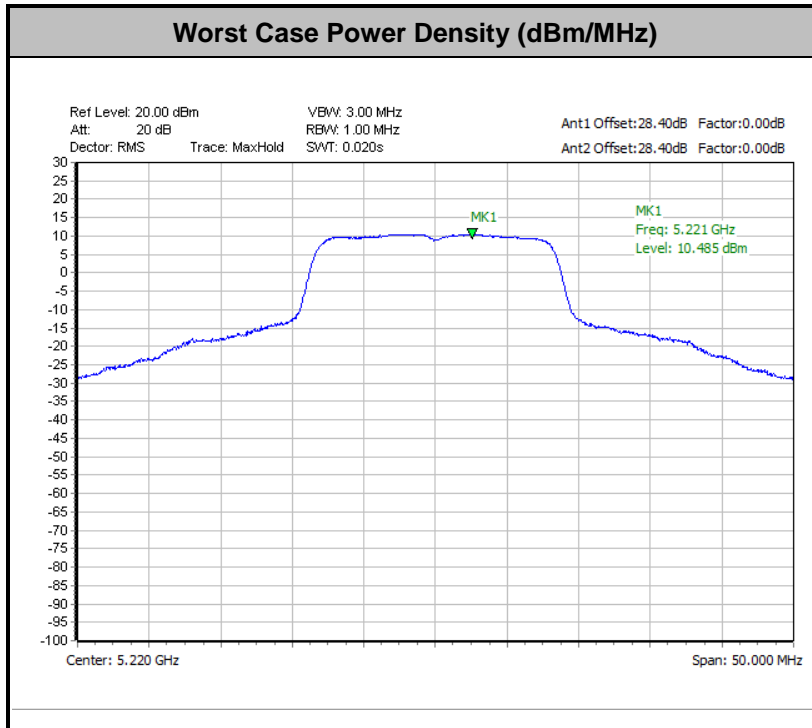
The total final Power Spectral Density is from a device with 2 transmitter outputs. The spectrum measurements of the individual outputs are all performed with the same span and number of points; the spectrum value in the first spectral bin of output 1 is summed with that in the first spectral bin of output 2 to obtain the value for the first frequency bin of the summed spectrum.

3.3.4 Test Setup

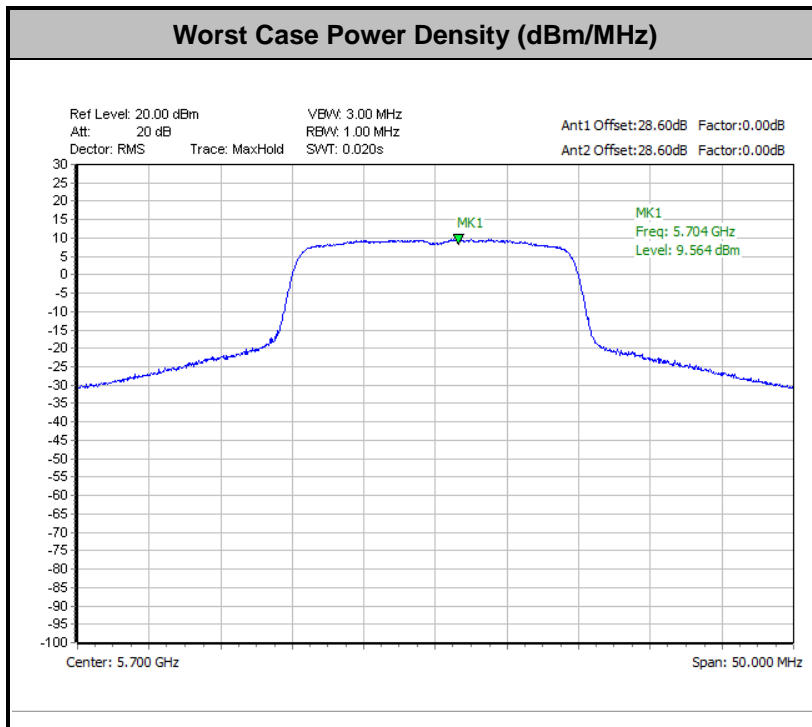


3.3.5 Test Result of Power Spectral Density

Please refer to Appendix A.



<For 802.11ax mode>





3.4 Unwanted Emissions Measurement

This section is to measure unwanted emissions through radiated measurement for band edge spurious emissions and out of band emissions measurement.

<Limit of Unwanted Emissions>

- (1) For transmitters operating in the 5150-5250 MHz band: all emissions outside of the 5150-5350 MHz band shall not exceed an EIRP of -27dBm/MHz.

For transmitters operating in the 5250-5350 MHz band: all emissions outside of the 5150-5350 MHz band shall not exceed an EIRP of -27 dBm/MHz. Devices operating in the 5250-5350 MHz band that generate emissions in the 5150-5250 MHz band must meet all applicable technical requirements for operation in the 5150-5250 MHz band (including indoor use) or alternatively meet an out-of-band emission EIRP limit of -27 dBm/MHz in the 5150-5250 MHz band.

For transmitters operating in the 5470-5600 MHz and 5650-5725MHz band: all emissions outside of the 5470-5600 MHz and 5650-5725MHz band shall not exceed an EIRP of -27 dBm/MHz.

- (2) Unwanted spurious emissions fallen in restricted bands shall comply with the general field strength limits as below table:

| Frequency (MHz) | Field Strength (microvolts/meter) | Measurement Distance (meters) |
|-----------------|-----------------------------------|-------------------------------|
| 0.009 – 0.490 | 2400/F(kHz) | 300 |
| 0.490 – 1.705 | 24000/F(kHz) | 30 |
| 1.705 – 30.0 | 30 | 30 |
| 30 – 88 | 100 | 3 |
| 88 – 216 | 150 | 3 |
| 216 - 960 | 200 | 3 |
| Above 960 | 500 | 3 |

Note: The following formula is used to convert the EIRP to field strength.

$$E = \frac{1000000\sqrt{30P}}{3} \mu\text{V/m, where P is the eirp (Watts)}$$



| EIRP (dBm) | Field Strength at 3m (dBµV/m) |
|------------|-------------------------------|
| - 27 | 68.3 |

(3) KDB789033 D02 v02r01 G)2)c)

(i) Sections 15.407(b)(1-3) specifies the unwanted emissions limit for the U-NII-1 and U-NII-2 bands. As specified, emissions above 1000 MHz that are outside of the restricted bands are subject to a peak emission limit of -27 dBm/MHz.

(ii) Section 15.407(b)(4) specifies the unwanted emissions limit for the U-NII-3 band. A band emissions mask is specified in Section 15.407(b)(4)(i). The emission limits are based on the use of a peak detector.

3.4.1 Measuring Instruments

See list of measuring equipment of this test report.

3.4.2 Test Procedures

1. The testing follows FCC KDB 789033 D02 General UNII Test Procedures New Rules v02r01.

Section G) Unwanted emissions measurement.

(1) Procedure for Unwanted Emissions Measurements Below 1000MHz

- RBW = 120 kHz
- VBW = 300 kHz
- Detector = Peak
- Trace mode = max hold

(2) Procedure for Peak Unwanted Emissions Measurements Above 1000 MHz

- RBW = 1 MHz
- VBW ≥ 3 MHz
- Detector = Peak
- Sweep time = auto
- Trace mode = max hold

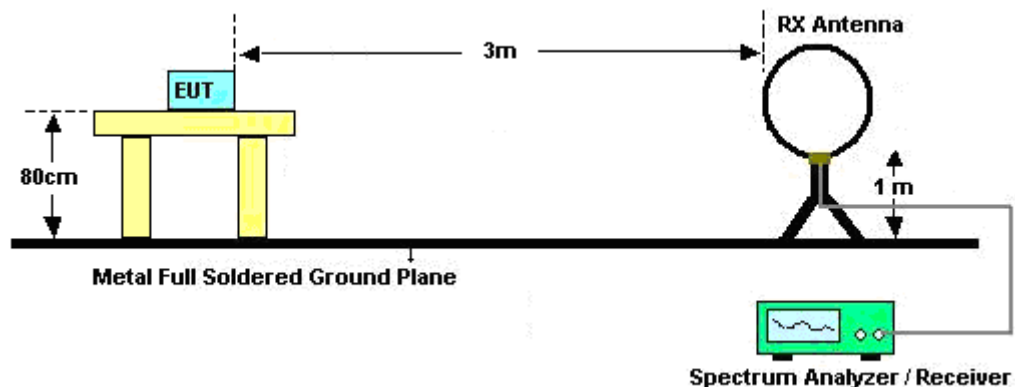
(3) Procedures for Average Unwanted Emissions Measurements Above 1000MHz

- RBW = 1 MHz
- VBW = 10 Hz, when duty cycle is no less than 98 percent.
- $VBW \geq 1/T$, when duty cycle is less than 98 percent where T is the minimum transmission duration over which the transmitter is on and is transmitting at its maximum power control level for the tested mode of operation.

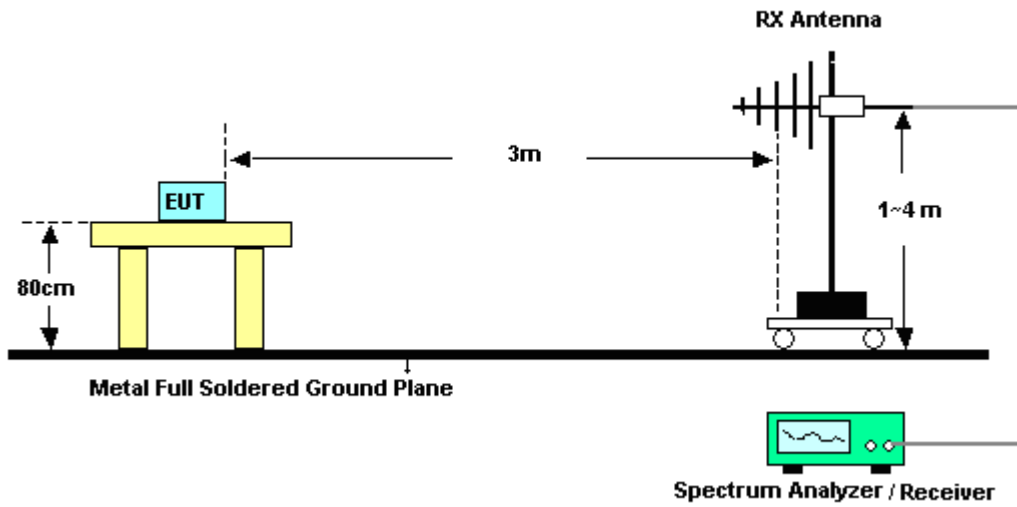
2. The EUT was placed on a turntable with 0.8 meter for frequency below 1GHz and 1.5 meter for frequency above 1GHz respectively above ground.
3. The EUT was set 3 meters from the interference receiving antenna which was mounted on the top of a variable height antenna tower.
4. The antenna is a broadband antenna and its height is adjusted between one meter and four meters above ground to find the maximum value of the field strength for both horizontal polarization and vertical polarization of the antenna.
5. For each suspected emission, the EUT was arranged to its worst case and then adjust the antenna tower (from 1 m to 4 m) and turntable (from 0 degree to 360 degrees) to find the maximum reading.
6. For testing below 1GHz, if the emission level of the EUT in peak mode was 3 dB lower than the limit specified, then peak values of EUT will be reported, otherwise, the emissions will be repeated one by one using the CISPR quasi-peak method and reported.
7. For testing above 1GHz, the emission level of the EUT in peak mode was 20dB lower than average limit (that means the emission level in average mode also complies with the limit in average mode), then peak values of EUT will be reported, otherwise, the emissions will be measured in average mode again and reported.

3.4.3 Test Setup

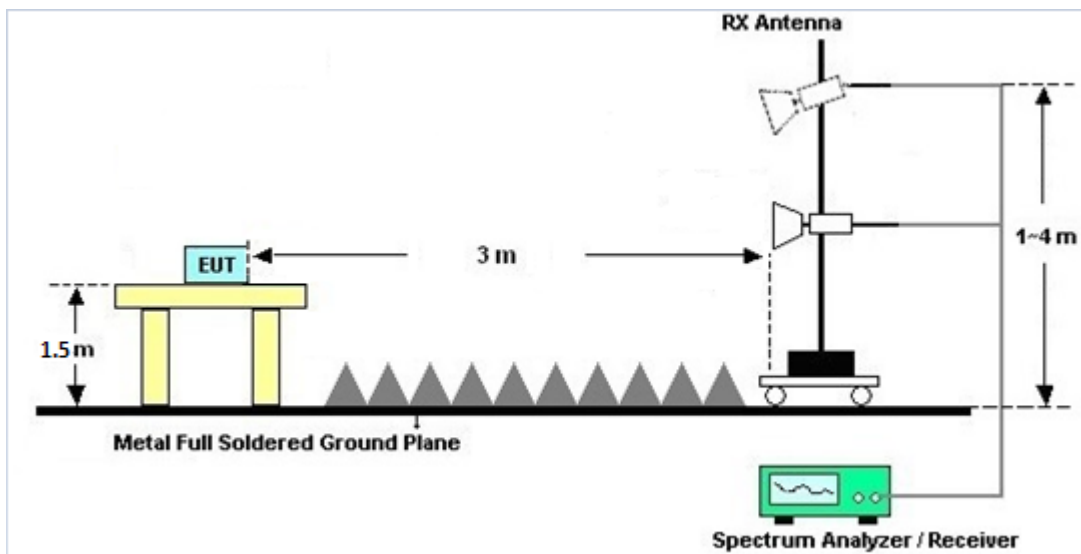
For radiated emissions below 30MHz



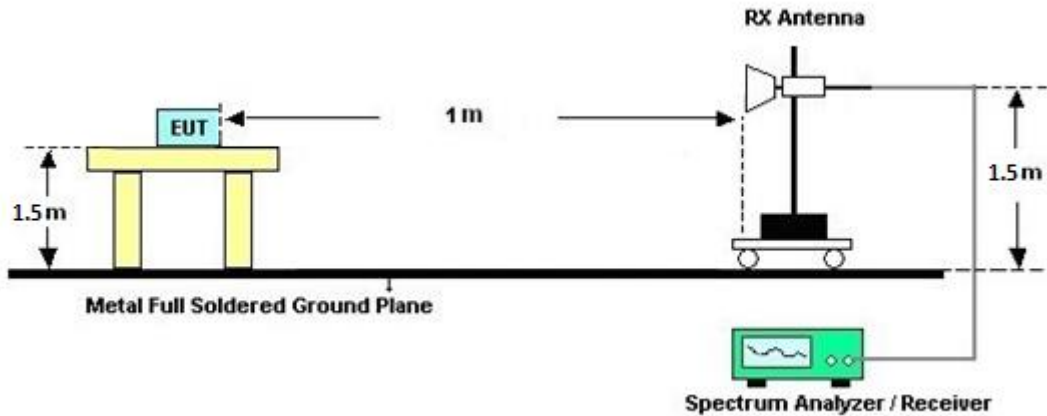
For radiated emissions from 30MHz to 1GHz



For radiated test from 1GHz to 18GHz



For radiated test above 18GHz



3.4.4 Test Results of Radiated Spurious Emissions (9 kHz ~ 30 MHz)

The low frequency, which started from 9 kHz to 30MHz, was pre-scanned and the result which was 20dB lower than the limit line was not reported.

There is a comparison data of both open-field test site and alternative test site - semi-Anechoic chamber according to 414788 D01 Radiated Test Site v01r01, and the result came out very similar.

3.4.5 Test Result of Radiated Spurious at Band Edges

Please refer to Appendix C and D.

3.4.6 Duty Cycle

Please refer to Appendix E.

3.4.7 Test Result of Radiated Spurious Emissions (30MHz ~ 10th Harmonic)

Please refer to Appendix C and D.



3.5 AC Conducted Emission Measurement

3.5.1 Limit of AC Conducted Emission

For equipment that is designed to be connected to the public utility (AC) power line, the radio frequency voltage that is conducted back onto the AC power line on any frequency or frequencies within the band 150 kHz to 30 MHz shall not exceed the limits in the following table.

| Frequency of emission (MHz) | Conducted limit (dB μ V) | |
|-----------------------------|------------------------------|-----------|
| | Quasi-peak | Average |
| 0.15-0.5 | 66 to 56* | 56 to 46* |
| 0.5-5 | 56 | 46 |
| 5-30 | 60 | 50 |

*Decreases with the logarithm of the frequency.

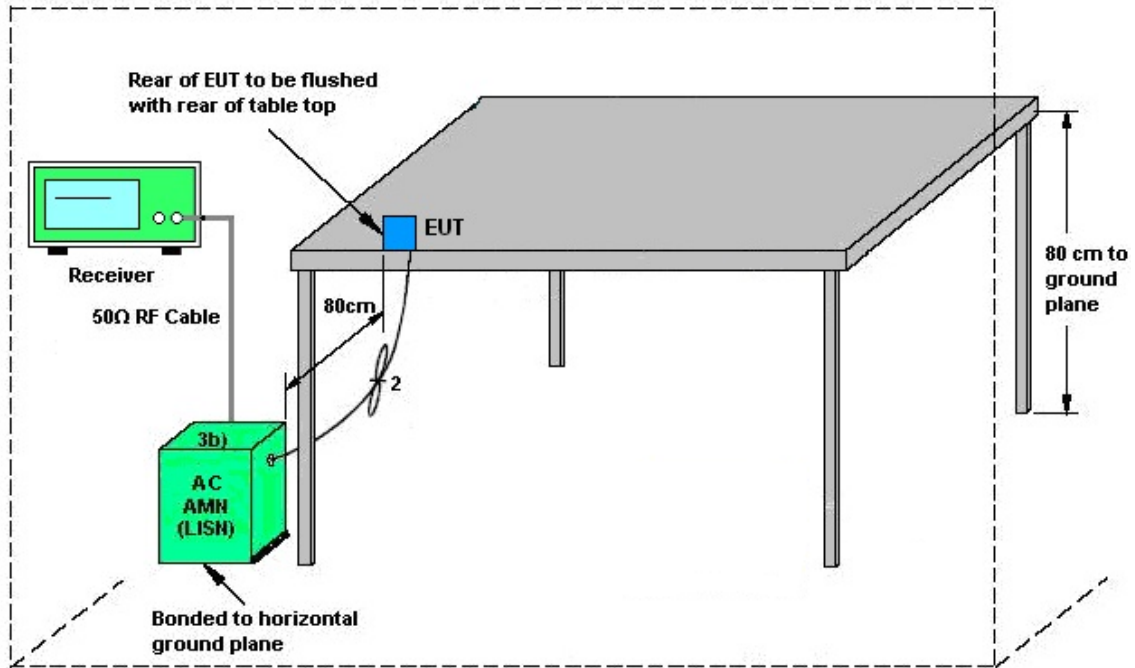
3.5.2 Measuring Instruments

See list of measuring equipment of this test report.

3.5.3 Test Procedures

1. The EUT was placed 0.4 meter from the conducting wall of the shielding room was kept at least 80 centimeters from any other grounded conducting surface.
2. Connect EUT to the power mains through a line impedance stabilization network (LISN).
3. All the support units are connecting to the other LISN.
4. The LISN provides 50 ohm coupling impedance for the measuring instrument.
5. The FCC states that a 50 ohm, 50 microhenry LISN should be used.
6. Both sides of AC line were checked for maximum conducted interference.
7. The frequency range from 150 kHz to 30 MHz was searched.
8. Set the test-receiver system to Peak Detect Function and specified bandwidth with Maximum Hold Mode.

3.5.4 Test Setup



AMN = Artificial mains network (LISN)
AE = Associated equipment
EUT = Equipment under test
ISN = Impedance stabilization network

3.5.5 Test Result of AC Conducted Emission

Please refer to Appendix B.



3.6 Automatically Discontinue Transmission

3.6.1 Limit of Automatically Discontinue Transmission

The device shall automatically discontinue transmission in case of either absence of information to transmit or operational failure. These provisions are not intended to preclude the transmission of control or signaling information or the use of repetitive codes used by certain digital technologies to complete frame or burst intervals. Applicants shall include in their application for equipment authorization to describe how this requirement is met.

3.6.2 Measuring Instruments

See list of measuring equipment of this test report.

3.6.3 Test Result of Automatically Discontinue Transmission

While the EUT is not transmitting any information, the EUT can automatically discontinue transmission and become standby mode for power saving. The EUT can detect the controlling signal of ACK message transmitting from remote device and verify whether it shall resend or discontinue transmission.



3.7 Antenna Requirements

3.7.1 Standard Applicable

If transmitting antenna directional gain is greater than 6 dBi, both the peak transmit power and the peak power spectral density shall be reduced by the amount in dB that the directional gain of the antenna exceeds 6 dBi.

3.7.2 Antenna Anti-Replacement Construction

An embedded-in antenna design is used.

3.7.3 Antenna Gain

<CDD Modes >

FCC KDB 662911 D01 Multiple Transmitter Output v02r01

For CDD transmissions, directional gain is calculated as

Directional gain = GANT + Array Gain, where Array Gain is as follows.

For power spectral density (PSD) measurements on all devices,

Array Gain = 10 log(NANT/NSS=1) dB.

For power measurements on IEEE 802.11 devices,

Array Gain = 0 dB (i.e., no array gain) for NANT ≤ 4.

Directional gain may be calculated by using the formulas applicable to equal gain antennas with GANT set equal to the gain of the antenna having the highest gain;

The EUT supports CDD mode.

For power, the directional gain GANT is set equal to the antenna having the highest gain, i.e., F)2)f)i).

For PSD, the directional gain calculation is following F)2)f)ii) of KDB 662911 D01 v02r01.

The power and PSD limit should be modified if the directional gain of EUT is over 6 dBi,

The directional gain "DG" is calculated as following table.

| | Ant. 11 (dBi) | Ant. 6 (dBi) | DG for Power (dBi) | DG for PSD (dBi) | Power Limit Reduction (dB) | PSD Limit Reduction (dB) |
|----------|------------------|-----------------|-----------------------------|---------------------------|-------------------------------------|-----------------------------------|
| Band I | -1.90 | -6.40 | -1.90 | -0.85 | 0.00 | 0.00 |
| Band II | -1.90 | -5.80 | -1.90 | -0.62 | 0.00 | 0.00 |
| Band III | -1.90 | -3.70 | -1.90 | 0.26 | 0.00 | 0.00 |

Power limit reduction = Composite gain – 6dBi, (min = 0)

PSD limit reduction = Composite gain + PSD Array gain – 6dBi, (min = 0)



4 List of Measuring Equipment

| Instrument | Brand Name | Model No. | Serial No. | Characteristics | Calibration Date | Test Date | Due Date | Remark |
|-------------------------|--------------------|-----------------------------------|----------------------------|----------------------------------|------------------|---------------------------------|---------------|--------------------------|
| Loop Antenna | Rohde & Schwarz | HFH2-Z2 | 100488 | 9 kHz~30 MHz | Jul. 14, 2020 | Jan. 13, 2021~ Jan. 26, 2021 | Jul. 13, 2021 | Radiation (03CH16-HY) |
| Bilog Antenna | TESEQ | CBL 6111D & 00802N1D01 N-06 | 47020 & 06 | 30MHz to 1GHz | Oct. 11, 2020 | Jan. 13, 2021~ Jan. 26, 2021 | Oct. 10, 2021 | Radiation (03CH16-HY) |
| Amplifier | SONOMA | 310N | 371607 | 9kHz~1G | Sep. 30, 2020 | Jan. 13, 2021~ Jan. 26, 2021 | Sep. 29, 2021 | Radiation (03CH16-HY) |
| Horn Antenna | SCHWARZBE CK | BBHA 9120 D | 9120D-152 2 | 1G~18GHz | Sep. 29, 2020 | Jan. 13, 2021~ Jan. 26, 2021 | Sep. 28, 2021 | Radiation (03CH16-HY) |
| Amplifier | EMCI | EMC051845S E | 980729 | 1-18GHz | Jul. 10, 2020 | Jan. 13, 2021~ Jan. 26, 2021 | Jul. 09, 2021 | Radiation (03CH16-HY) |
| SHF-EHF Horn Antenna | SCHWARZBE CK | BBHA 9170 | BBHA9170 576 | 18GHz ~40GHz | May 22, 2020 | Jan. 13, 2021~ Jan. 26, 2021 | May 21, 2021 | Radiation (03CH16-HY) |
| Preamplifier | Keysight | 83017A | MY532702 64 | 1GHz~26.5GHz | Dec. 10, 2020 | Jan. 13, 2021~ Jan. 26, 2021 | Dec. 09, 2021 | Radiation (03CH16-HY) |
| EMI Test Receiver | Keysight | N9038A (MXE) | MY572901 11 | 3Hz~26.5GHz | Dec. 11, 2020 | Jan. 13, 2021~ Jan. 26, 2021 | Dec. 10, 2021 | Radiation (03CH16-HY) |
| RF Cable | HUBER + SUHNER | SUCOFLEX 104 | MY11680/ 4PE | NA | Aug. 29, 2020 | Jan. 13, 2021~ Jan. 26, 2021 | Aug. 28, 2021 | Radiation (03CH16-HY) |
| RF Cable | HUBER + SUHNER | SUCOFLEX 104 | MY11688/ 4PE | NA | Aug. 29, 2020 | Jan. 13, 2021~ Jan. 26, 2021 | Aug. 28, 2021 | Radiation (03CH16-HY) |
| RF Cable | HUBER + SUHNER | SUCOFLEX 102 | EC-A5-300 -5757 | NA | Aug. 29, 2020 | Jan. 13, 2021~ Jan. 26, 2021 | Aug. 28, 2021 | Radiation (03CH16-HY) |
| Software | Audix | E3 6.2009-8-24 | RK-001136 | N/A | N/A | Jan. 13, 2021~ Jan. 26, 2021 | N/A | Radiation (03CH16-HY) |
| Controller | ChainTek | 3000-1 | N/A | Control Turn table & Ant Mast | N/A | Jan. 13, 2021~ Jan. 26, 2021 | N/A | Radiation (03CH16-HY) |
| Antenna Mast | ChainTek | MBS-520-1 | N/A | 1m~4m | N/A | Jan. 13, 2021~ Jan. 26, 2021 | N/A | Radiation (03CH16-HY) |
| Turn Table | ChainTek | T-200-S-1 | N/A | 0~360 Degree | N/A | Jan. 13, 2021~ Jan. 26, 2021 | N/A | Radiation (03CH16-HY) |
| AC Power Source | ChainTek | APC-1000W | N/A | N/A | N/A | Jan. 22, 2021 | N/A | Conduction (CO05-HY) |
| EMI Test Receiver | Rohde & Schwarz | ESR3 | 102317 | 9kHz~3.6GHz | Sep. 11, 2020 | Jan. 22, 2021 | Sep. 10, 2021 | Conduction (CO05-HY) |
| Hygrometer | Testo | 608-H1 | 34913912 | N/A | Nov. 18, 2020 | Jan. 22, 2021 | Nov. 17, 2021 | Conduction (CO05-HY) |
| LISN | Rohde & Schwarz | ENV216 | 100081 | 9kHz~30MHz | Nov. 16, 2020 | Jan. 22, 2021 | Nov. 15, 2021 | Conduction (CO05-HY) |
| Software | Rohde & Schwarz | EMC32 V10.30 | N/A | N/A | N/A | Jan. 22, 2021 | N/A | Conduction (CO05-HY) |
| LISN Cable | MVE | RG-400 | 260260 | N/A | Dec. 31, 2020 | Jan. 22, 2021 | Dec. 30, 2021 | Conduction (CO05-HY) |
| Pulse Limiter | SCHWARZBE CK | ESHVTSD 9561-F N3-Z2 | 109561-F N0037308 51 | 9kHz-200MHz | Nov. 02, 2020 | Jan. 22, 2021 | Nov. 01, 2021 | Conduction (CO05-HY) |



| Instrument | Brand Name | Model No. | Serial No. | Characteristics | Calibration Date | Test Date | Due Date | Remark |
|--------------------------|--------------------|-----------|-------------------|-----------------|------------------|---------------------------------|---------------|------------------------|
| Hygrometer | Testo | 608-H1 | 34893241 | N/A | Mar. 02, 2020 | Jan. 08, 2021~ Jan. 29, 2021 | Mar. 01, 2021 | Conducted (TH05-HY) |
| Power Sensor | DARE | RPR3006W | 16I00054S NO10 | 10MHz~6GHz | Dec. 09, 2020 | Jan. 08, 2021~ Jan. 29, 2021 | Dec. 08, 2021 | Conducted (TH05-HY) |
| Signal Analyzer | Rohde & Schwarz | FSV40 | 101566 | 10Hz ~ 40GHz | Jul. 22, 2020 | Jan. 08, 2021~ Jan. 29, 2021 | Jul. 21, 2021 | Conducted (TH05-HY) |
| Switch Box & RF Cable | EM Electronics | EMSW18SE | SW200302 | N/A | Mar. 17, 2020 | Jan. 08, 2021~ Jan. 29, 2021 | Mar. 16, 2021 | Conducted (TH05-HY) |



5 Uncertainty of Evaluation

Uncertainty of Conducted Emission Measurement (150kHz ~ 30MHz)

| | |
|---|-----|
| Measuring Uncertainty for a Level of Confidence of 95% ($U = 2Uc(y)$) | 2.3 |
|---|-----|

Uncertainty of Radiated Emission Measurement (30 MHz ~ 1000 MHz)

| | |
|---|-----|
| Measuring Uncertainty for a Level of Confidence of 95% ($U = 2Uc(y)$) | 4.5 |
|---|-----|

Uncertainty of Radiated Emission Measurement (1000 MHz ~ 18000 MHz)

| | |
|---|-----|
| Measuring Uncertainty for a Level of Confidence of 95% ($U = 2Uc(y)$) | 6.3 |
|---|-----|

Uncertainty of Radiated Emission Measurement (18000 MHz ~ 40000 MHz)

| | |
|---|-----|
| Measuring Uncertainty for a Level of Confidence of 95% ($U = 2Uc(y)$) | 4.7 |
|---|-----|

Appendix A. Test Result of Conducted Test Items

| | | | | |
|----------------|---------------------|--------------------|-------|----|
| Test Engineer: | Rebecca Li/Hank Hsu | Temperature: | 21~25 | °C |
| Test Date: | 2021/1/8~2021/1/29 | Relative Humidity: | 51~54 | % |

TEST RESULTS DATA
26dB and 99% OBW

| Band I MIMO | | | | | | | | | | | | | |
|-------------|-----------|-----|-----|-------------|---------------------|-------|-----------------------|-------|------------------------------------|-------|-----------------------------------|-------|------|
| Mod. | Data Rate | NTX | CH. | Freq. (MHz) | 99% Bandwidth (MHz) | | 26 dB Bandwidth (MHz) | | IC 99% Bandwidth Power Limit (dBm) | | IC 99% Bandwidth EIRP Limit (dBm) | | Note |
| | | | | | Ant 11 | Ant 6 | Ant 11 | Ant 6 | Ant 11 | Ant 6 | Ant 11 | Ant 6 | |
| 11a | 6Mbps | 2 | 36 | 5180 | 16.43 | 16.38 | 20.85 | 21.45 | - | - | 22.14 | - | |
| 11a | 6Mbps | 2 | 44 | 5220 | 16.73 | 16.48 | 33.25 | 30.80 | - | - | 22.17 | - | |
| 11a | 6Mbps | 2 | 48 | 5240 | 16.53 | 16.48 | 27.75 | 28.85 | - | - | 22.17 | - | |

TEST RESULTS DATA
Average Power Table

| FCC Band I MIMO | | | | | | | | | | | | |
|-----------------|-----------|-----|-----|-------------|-------------------------------|-------|-------|---------------------------------|-------|----------|-------|-----------|
| Mod. | Data Rate | NTX | CH. | Freq. (MHz) | Average Conducted Power (dBm) | | | FCC Conducted Power Limit (dBm) | | DG (dBi) | | Pass/Fail |
| | | | | | Ant 11 | Ant 6 | SUM | Ant 11 | Ant 6 | Ant 11 | Ant 6 | |
| 11a | 6Mbps | 2 | 36 | 5180 | 18.40 | 17.90 | 21.17 | 24.00 | 24.00 | -1.90 | Pass | |
| 11a | 6Mbps | 2 | 44 | 5220 | 19.20 | 18.70 | 21.97 | 24.00 | 24.00 | -1.90 | Pass | |
| 11a | 6Mbps | 2 | 48 | 5240 | 18.80 | 18.50 | 21.66 | 24.00 | 24.00 | -1.90 | Pass | |
| HT20 | MCS0 | 2 | 36 | 5180 | 17.70 | 17.20 | 20.47 | 24.00 | 24.00 | -1.90 | Pass | |
| HT20 | MCS0 | 2 | 44 | 5220 | 18.20 | 17.70 | 20.97 | 24.00 | 24.00 | -1.90 | Pass | |
| HT20 | MCS0 | 2 | 48 | 5240 | 18.10 | 17.80 | 20.96 | 24.00 | 24.00 | -1.90 | Pass | |
| HT40 | MCS0 | 2 | 38 | 5190 | 17.00 | 16.40 | 19.72 | 24.00 | 24.00 | -1.90 | Pass | |
| HT40 | MCS0 | 2 | 46 | 5230 | 17.40 | 17.20 | 20.31 | 24.00 | 24.00 | -1.90 | Pass | |
| VHT20 | MCS0 | 2 | 36 | 5180 | 17.70 | 17.20 | 20.47 | 24.00 | 24.00 | -1.90 | Pass | |
| VHT20 | MCS0 | 2 | 44 | 5220 | 18.20 | 17.70 | 20.97 | 24.00 | 24.00 | -1.90 | Pass | |
| VHT20 | MCS0 | 2 | 48 | 5240 | 18.10 | 17.80 | 20.96 | 24.00 | 24.00 | -1.90 | Pass | |
| VHT40 | MCS0 | 2 | 38 | 5190 | 17.00 | 16.40 | 19.72 | 24.00 | 24.00 | -1.90 | Pass | |
| VHT40 | MCS0 | 2 | 46 | 5230 | 17.40 | 17.20 | 20.31 | 24.00 | 24.00 | -1.90 | Pass | |
| VHT80 | MCS0 | 2 | 42 | 5210 | 16.50 | 16.10 | 19.31 | 24.00 | 24.00 | -1.90 | Pass | |

TEST RESULTS DATA
Power Spectral Density

| FCC Band I MIMO | | | | | | | | | | | | |
|-----------------|-----------|-----|-----|-------------|---------------------------------|-------|-------|-----------------------------|-------|----------|-------|------------|
| Mod. | Data Rate | NTX | CH. | Freq. (MHz) | Average Power Density (dBm/MHz) | | | Average PSD Limit (dBm/MHz) | | DG (dBi) | | Pass /Fail |
| | | | | | Ant 11 | Ant 6 | SUM | Ant 11 | Ant 6 | Ant 11 | Ant 6 | |
| 11a | 6Mbps | 2 | 36 | 5180 | 7.67 | 7.05 | 10.23 | 11.00 | | -0.85 | | Pass |
| 11a | 6Mbps | 2 | 44 | 5220 | 8.05 | 7.59 | 10.49 | 11.00 | | -0.85 | | Pass |
| 11a | 6Mbps | 2 | 48 | 5240 | 7.51 | 7.32 | 10.21 | 11.00 | | -0.85 | | Pass |

TEST RESULTS DATA
26dB and 99% OBW

| Band II MIMO | | | | | | | | | | | | | | | |
|--------------|-----------|-----|-----|-------------|---------------------|-------|-----------------------|-------|------------------------------------|-------|-----------------------------------|-------|--------------------------------------|-------|------|
| Mod. | Data Rate | NTX | CH. | Freq. (MHz) | 99% Bandwidth (MHz) | | 26 dB Bandwidth (MHz) | | IC 99% Bandwidth Power Limit (dBm) | | IC 99% Bandwidth EIRP Limit (dBm) | | FCC 26dB Bandwidth Power Limit (dBm) | | Note |
| | | | | | Ant 11 | Ant 6 | Ant 11 | Ant 6 | Ant 11 | Ant 6 | Ant 11 | Ant 6 | Ant 11 | Ant 6 | |
| 11a | 6Mbps | 2 | 52 | 5260 | 16.58 | 16.58 | 33.20 | 31.05 | 23.20 | 23.20 | 29.20 | 29.20 | 23.98 | | |
| 11a | 6Mbps | 2 | 60 | 5300 | 16.63 | 16.53 | 33.10 | 30.85 | 23.18 | 23.18 | 29.18 | 29.18 | 23.98 | | |
| 11a | 6Mbps | 2 | 64 | 5320 | 16.48 | 16.48 | 27.70 | 27.40 | 23.17 | 23.17 | 29.17 | 29.17 | 23.98 | | |

TEST RESULTS DATA
Average Power Table

| FCC Band II MIMO | | | | | | | | | | | | | |
|------------------|-----------|-----|-----|-------------|-------------------------------|-------|-------|---------------------------------|-------|----------|-------|------------------------|-----------|
| Mod. | Data Rate | NTX | CH. | Freq. (MHz) | Average Conducted Power (dBm) | | | FCC Conducted Power Limit (dBm) | | DG (dBi) | | EIRP Power Limit (dBm) | Pass/Fail |
| | | | | | Ant 11 | Ant 6 | SUM | Ant 11 | Ant 6 | Ant 11 | Ant 6 | | |
| 11a | 6Mbps | 2 | 52 | 5260 | 19.00 | 18.80 | 21.91 | 23.98 | | -1.90 | | 26.99 | Pass |
| 11a | 6Mbps | 2 | 60 | 5300 | 18.90 | 18.70 | 21.81 | 23.98 | | -1.90 | | 26.99 | Pass |
| 11a | 6Mbps | 2 | 64 | 5320 | 18.50 | 18.50 | 21.51 | 23.98 | | -1.90 | | 26.99 | Pass |
| HT20 | MCS0 | 2 | 52 | 5260 | 17.90 | 17.70 | 20.81 | 23.98 | | -1.90 | | 26.99 | Pass |
| HT20 | MCS0 | 2 | 60 | 5300 | 17.80 | 17.60 | 20.71 | 23.98 | | -1.90 | | 26.99 | Pass |
| HT20 | MCS0 | 2 | 64 | 5320 | 17.80 | 17.80 | 20.81 | 23.98 | | -1.90 | | 26.99 | Pass |
| HT40 | MCS0 | 2 | 54 | 5270 | 17.20 | 17.00 | 20.11 | 23.98 | | -1.90 | | 26.99 | Pass |
| HT40 | MCS0 | 2 | 62 | 5310 | 16.70 | 16.70 | 19.71 | 23.98 | | -1.90 | | 26.99 | Pass |
| VHT20 | MCS0 | 2 | 52 | 5260 | 17.90 | 17.70 | 20.81 | 23.98 | | -1.90 | | 26.99 | Pass |
| VHT20 | MCS0 | 2 | 60 | 5300 | 17.80 | 17.60 | 20.71 | 23.98 | | -1.90 | | 26.99 | Pass |
| VHT20 | MCS0 | 2 | 64 | 5320 | 17.80 | 17.80 | 20.81 | 23.98 | | -1.90 | | 26.99 | Pass |
| VHT40 | MCS0 | 2 | 54 | 5270 | 17.20 | 17.00 | 20.11 | 23.98 | | -1.90 | | 26.99 | Pass |
| VHT40 | MCS0 | 2 | 62 | 5310 | 16.70 | 16.70 | 19.71 | 23.98 | | -1.90 | | 26.99 | Pass |
| VHT80 | MCS0 | 2 | 58 | 5290 | 16.00 | 16.10 | 19.06 | 23.98 | | -1.90 | | 26.99 | Pass |

TEST RESULTS DATA
Power Spectral Density

| Band II MIMO | | | | | | | | | | | | |
|--------------|-----------|-----|-----|-------------|---------------------------------|-------|-------|-----------------------------|-------|----------|-------|------------|
| Mod. | Data Rate | NTX | CH. | Freq. (MHz) | Average Power Density (dBm/MHz) | | | Average PSD Limit (dBm/MHz) | | DG (dBi) | | Pass /Fail |
| | | | | | Ant 11 | Ant 6 | SUM | Ant 11 | Ant 6 | Ant 11 | Ant 6 | |
| 11a | 6Mbps | 2 | 52 | 5260 | 7.51 | 7.66 | 10.27 | 11.00 | | -0.62 | | Pass |
| 11a | 6Mbps | 2 | 60 | 5300 | 7.81 | 7.51 | 10.34 | 11.00 | | -0.62 | | Pass |
| 11a | 6Mbps | 2 | 64 | 5320 | 7.85 | 7.60 | 10.49 | 11.00 | | -0.62 | | Pass |

TEST RESULTS DATA
26dB and 99% OBW

| Band III MIMO | | | | | | | | | | | | | | | | |
|---------------|-----------|-----|-----|-------------|---------------------------------|-------|-----------------------------------|-------|------------------------------------|-------|-----------------------------------|-------|--------------------------------------|-------|---|-------|
| Mod. | Data Rate | NTX | CH. | Freq. (MHz) | 99% Bandwidth In U-NII 2C (MHz) | | 26 dB Bandwidth In U-NII 2C (MHz) | | IC 99% Bandwidth Power Limit (dBm) | | IC 99% Bandwidth EIRP Limit (dBm) | | FCC 26dB Bandwidth Power Limit (dBm) | | 6 dB Bandwidth for Straddle Channel (MHz) | |
| | | | | | Ant 11 | Ant 6 | Ant 11 | Ant 6 | Ant 11 | Ant 6 | Ant 11 | Ant 6 | Ant 11 | Ant 6 | Ant 11 | Ant 6 |
| 11a | 6Mbps | 2 | 100 | 5500 | 16.43 | 16.48 | 22.80 | 30.30 | 23.16 | | 29.16 | | 23.98 | | ---- | ---- |
| 11a | 6Mbps | 2 | 116 | 5580 | 16.38 | 16.43 | 21.00 | 27.15 | 23.14 | | 29.14 | | 23.98 | | ---- | ---- |
| 11a | 6Mbps | 2 | 140 | 5700 | 16.43 | 16.48 | 22.70 | 29.35 | 23.16 | | 29.16 | | 23.98 | | ---- | ---- |

TEST RESULTS DATA
Average Power Table

| FCC Band III MIMO | | | | | | | | | | | | | |
|-------------------|-----------|-----|-----|-------------|-------------------------------|-------|-------|---------------------------------|-------|----------|-------|------------------------|-----------|
| Mod. | Data Rate | NTX | CH. | Freq. (MHz) | Average Conducted Power (dBm) | | | FCC Conducted Power Limit (dBm) | | DG (dBi) | | EIRP Power Limit (dBm) | Pass/Fail |
| | | | | | Ant 11 | Ant 6 | SUM | Ant 11 | Ant 6 | Ant 11 | Ant 6 | | |
| 11a | 6Mbps | 2 | 100 | 5500 | 18.60 | 18.80 | 21.71 | 23.98 | | -1.90 | | 26.99 | Pass |
| 11a | 6Mbps | 2 | 116 | 5580 | 18.60 | 18.70 | 21.66 | 23.98 | | -1.90 | | 26.99 | Pass |
| 11a | 6Mbps | 2 | 140 | 5700 | 18.50 | 18.80 | 21.66 | 23.98 | | -1.90 | | 26.99 | Pass |
| HT20 | MCS0 | 2 | 100 | 5500 | 18.00 | 18.10 | 21.06 | 23.98 | | -1.90 | | 26.99 | Pass |
| HT20 | MCS0 | 2 | 116 | 5580 | 18.00 | 17.90 | 20.96 | 23.98 | | -1.90 | | 26.99 | Pass |
| HT20 | MCS0 | 2 | 140 | 5700 | 17.80 | 18.20 | 21.01 | 23.98 | | -1.90 | | 26.99 | Pass |
| HT40 | MCS0 | 2 | 102 | 5510 | 17.30 | 17.50 | 20.41 | 23.98 | | -1.90 | | 26.99 | Pass |
| HT40 | MCS0 | 2 | 110 | 5550 | 17.30 | 17.70 | 20.51 | 23.98 | | -1.90 | | 26.99 | Pass |
| HT40 | MCS0 | 2 | 134 | 5670 | 17.10 | 17.70 | 20.42 | 23.98 | | -1.90 | | 26.99 | Pass |
| VHT20 | MCS0 | 2 | 100 | 5500 | 18.00 | 18.10 | 21.06 | 23.98 | | -1.90 | | 26.99 | Pass |
| VHT20 | MCS0 | 2 | 116 | 5580 | 18.00 | 17.90 | 20.96 | 23.98 | | -1.90 | | 26.99 | Pass |
| VHT20 | MCS0 | 2 | 140 | 5700 | 17.80 | 18.20 | 21.01 | 23.98 | | -1.90 | | 26.99 | Pass |
| VHT40 | MCS0 | 2 | 102 | 5510 | 17.30 | 17.50 | 20.41 | 23.98 | | -1.90 | | 26.99 | Pass |
| VHT40 | MCS0 | 2 | 110 | 5550 | 17.30 | 17.70 | 20.51 | 23.98 | | -1.90 | | 26.99 | Pass |
| VHT40 | MCS0 | 2 | 134 | 5670 | 17.10 | 17.70 | 20.42 | 23.98 | | -1.90 | | 26.99 | Pass |
| VHT80 | MCS0 | 2 | 106 | 5530 | 16.30 | 16.60 | 19.46 | 23.98 | | -1.90 | | 26.99 | Pass |
| VHT80 | MCS0 | 2 | 122 | 5610 | 16.40 | 16.50 | 19.46 | 23.98 | | -1.90 | | 26.99 | Pass |

TEST RESULTS DATA
Power Spectral Density

| Band III MIMO | | | | | | | | | | | | |
|---------------|-----------|-----|-----|-------------|---------------------------------|-------|-------|-----------------------------|-------|----------|-------|------------|
| Mod. | Data Rate | NTX | CH. | Freq. (MHz) | Average Power Density (dBm/MHz) | | | Average PSD Limit (dBm/MHz) | | DG (dBi) | | Pass /Fail |
| | | | | | Ant 11 | Ant 6 | SUM | Ant 11 | Ant 6 | Ant 11 | Ant 6 | |
| 11a | 6Mbps | 2 | 100 | 5500 | 7.29 | 7.76 | 10.41 | 11.00 | | 0.26 | | Pass |
| 11a | 6Mbps | 2 | 116 | 5580 | 7.29 | 7.58 | 10.38 | 11.00 | | 0.26 | | Pass |
| 11a | 6Mbps | 2 | 140 | 5700 | 7.07 | 7.71 | 10.21 | 11.00 | | 0.26 | | Pass |

TEST RESULTS DATA
26dB and 99% OBW

| Band I MIMO | | | | | | | | | | | | | | |
|-------------|-----------|-----|-----|-------------|------------|---------------------|-------|-----------------------|-------|------------------------------------|-------|-----------------------------------|-------|------|
| Mod. | Data Rate | NTX | CH. | Freq. (MHz) | RU Config. | 99% Bandwidth (MHz) | | 26 dB Bandwidth (MHz) | | IC 99% Bandwidth Power Limit (dBm) | | IC 99% Bandwidth EIRP Limit (dBm) | | Note |
| | | | | | | Ant 11 | Ant 6 | Ant 11 | Ant 6 | Ant 11 | Ant 6 | Ant 11 | Ant 6 | |
| HE20 | MCS0 | 2 | 36 | 5180 | Full | 18.88 | 18.93 | 23.25 | 22.85 | - | - | 22.76 | - | |
| HE20 | MCS0 | 2 | 44 | 5220 | Full | 18.93 | 18.98 | 23.75 | 23.35 | - | - | 22.77 | - | |
| HE20 | MCS0 | 2 | 48 | 5240 | Full | 18.98 | 18.93 | 22.85 | 23.55 | - | - | 22.77 | - | |
| HE40 | MCS0 | 2 | 38 | 5190 | Full | 37.96 | 37.86 | 40.95 | 41.31 | - | - | 23.01 | - | |
| HE40 | MCS0 | 2 | 46 | 5230 | Full | 37.76 | 37.86 | 41.49 | 41.31 | - | - | 23.01 | - | |
| HE80 | MCS0 | 2 | 42 | 5210 | Full | 78.04 | 77.92 | 83.20 | 82.56 | - | - | 23.01 | - | |

TEST RESULTS DATA
Average Power Table

| FCC Band I MIMO | | | | | | | | | | | | | |
|-----------------|-----------|-----|-----|-------------|------------|-------------------------------|-------|-------|---------------------------------|-------|----------|-------|-----------|
| Mod. | Data Rate | NTX | CH. | Freq. (MHz) | RU Config. | Average Conducted Power (dBm) | | | FCC Conducted Power Limit (dBm) | | DG (dBi) | | Pass/Fail |
| | | | | | | Ant 11 | Ant 6 | SUM | Ant 11 | Ant 6 | Ant 11 | Ant 6 | |
| HE20 | MCS0 | 2 | 36 | 5180 | Full | 17.80 | 17.10 | 20.47 | 24.00 | | -1.90 | Pass | |
| HE20 | MCS0 | 2 | 36 | 5180 | 26/0 | 8.30 | 8.60 | 11.46 | 24.00 | | -1.90 | Pass | |
| HE20 | MCS0 | 2 | 36 | 5180 | 52/37 | 11.00 | 11.50 | 14.27 | 24.00 | | -1.90 | Pass | |
| HE20 | MCS0 | 2 | 36 | 5180 | 106/53 | 14.80 | 15.20 | 18.01 | 24.00 | | -1.90 | Pass | |
| HE20 | MCS0 | 2 | 44 | 5220 | Full | 18.30 | 17.80 | 21.07 | 24.00 | | -1.90 | Pass | |
| HE20 | MCS0 | 2 | 44 | 5220 | 26/4 | 9.70 | 9.70 | 12.71 | 24.00 | | -1.90 | Pass | |
| HE20 | MCS0 | 2 | 44 | 5220 | 52/39 | 11.40 | 11.50 | 14.46 | 24.00 | | -1.90 | Pass | |
| HE20 | MCS0 | 2 | 44 | 5220 | 106/53 | 15.10 | 15.10 | 18.11 | 24.00 | | -1.90 | Pass | |
| HE20 | MCS0 | 2 | 48 | 5240 | Full | 18.20 | 17.90 | 21.06 | 24.00 | | -1.90 | Pass | |
| HE20 | MCS0 | 2 | 48 | 5240 | 26/8 | 8.50 | 8.80 | 11.66 | 24.00 | | -1.90 | Pass | |
| HE20 | MCS0 | 2 | 48 | 5240 | 52/40 | 11.30 | 13.10 | 15.30 | 24.00 | | -1.90 | Pass | |
| HE20 | MCS0 | 2 | 48 | 5240 | 106/54 | 14.60 | 14.80 | 17.71 | 24.00 | | -1.90 | Pass | |
| HE40 | MCS0 | 2 | 38 | 5190 | Full | 17.10 | 16.50 | 19.82 | 24.00 | | -1.90 | Pass | |
| HE40 | MCS0 | 2 | 38 | 5190 | 242/61 | 15.20 | 15.40 | 18.31 | 24.00 | | -1.90 | Pass | |
| HE40 | MCS0 | 2 | 46 | 5230 | Full | 17.50 | 17.30 | 20.41 | 24.00 | | -1.90 | Pass | |
| HE40 | MCS0 | 2 | 46 | 5230 | 242/62 | 15.10 | 15.30 | 18.21 | 24.00 | | -1.90 | Pass | |
| HE80 | MCS0 | 2 | 42 | 5210 | Full | 16.60 | 16.20 | 19.41 | 24.00 | | -1.90 | Pass | |
| HE80 | MCS0 | 2 | 42 | 5210 | 484/65 | 14.50 | 14.40 | 17.46 | 24.00 | | -1.90 | Pass | |

TEST RESULTS DATA
Power Spectral Density

| FCC Band I MIMO | | | | | | | | | | | | | |
|-----------------|-----------|-----|-----|-------------|------------|---------------------------------|-------|------|-----------------------------|-------|----------|-------|------------|
| Mod. | Data Rate | NTX | CH. | Freq. (MHz) | RU Config. | Average Power Density (dBm/MHz) | | | Average PSD Limit (dBm/MHz) | | DG (dBi) | | Pass /Fail |
| | | | | | | Ant 11 | Ant 6 | SUM | Ant 11 | Ant 6 | Ant 11 | Ant 6 | |
| HE20 | MCS0 | 2 | 36 | 5180 | Full | 6.84 | 6.19 | 9.30 | 11.00 | | -0.85 | Pass | |
| HE20 | MCS0 | 2 | 36 | 5180 | 26/0 | 5.97 | 6.28 | 9.14 | 11.00 | | -0.85 | Pass | |
| HE20 | MCS0 | 2 | 36 | 5180 | 52/37 | 5.81 | 6.10 | 8.91 | 11.00 | | -0.85 | Pass | |
| HE20 | MCS0 | 2 | 36 | 5180 | 106/53 | 6.06 | 6.42 | 9.22 | 11.00 | | -0.85 | Pass | |
| HE20 | MCS0 | 2 | 44 | 5220 | Full | 6.99 | 6.18 | 9.35 | 11.00 | | -0.85 | Pass | |
| HE20 | MCS0 | 2 | 44 | 5220 | 26/4 | 6.09 | 6.18 | 9.11 | 11.00 | | -0.85 | Pass | |
| HE20 | MCS0 | 2 | 44 | 5220 | 52/39 | 5.77 | 5.88 | 8.80 | 11.00 | | -0.85 | Pass | |
| HE20 | MCS0 | 2 | 44 | 5220 | 106/53 | 6.14 | 6.27 | 9.16 | 11.00 | | -0.85 | Pass | |
| HE20 | MCS0 | 2 | 48 | 5240 | Full | 7.00 | 6.45 | 9.48 | 11.00 | | -0.85 | Pass | |
| HE20 | MCS0 | 2 | 48 | 5240 | 26/8 | 6.07 | 6.24 | 9.15 | 11.00 | | -0.85 | Pass | |
| HE20 | MCS0 | 2 | 48 | 5240 | 52/40 | 6.00 | 6.38 | 9.20 | 11.00 | | -0.85 | Pass | |
| HE20 | MCS0 | 2 | 48 | 5240 | 106/54 | 6.02 | 6.37 | 9.10 | 11.00 | | -0.85 | Pass | |
| HE40 | MCS0 | 2 | 38 | 5190 | Full | 3.21 | 2.75 | 5.73 | 11.00 | | -0.85 | Pass | |
| HE40 | MCS0 | 2 | 38 | 5190 | 242/61 | 2.63 | 2.78 | 5.64 | 11.00 | | -0.85 | Pass | |
| HE40 | MCS0 | 2 | 46 | 5230 | Full | 3.40 | 3.24 | 5.86 | 11.00 | | -0.85 | Pass | |
| HE40 | MCS0 | 2 | 46 | 5230 | 242/62 | 2.75 | 2.76 | 5.70 | 11.00 | | -0.85 | Pass | |
| HE80 | MCS0 | 2 | 42 | 5210 | Full | -0.36 | -0.82 | 2.13 | 11.00 | | -0.85 | Pass | |
| HE80 | MCS0 | 2 | 42 | 5210 | 484/65 | -1.07 | -1.10 | 1.80 | 11.00 | | -0.85 | Pass | |

TEST RESULTS DATA
26dB and 99% OBW

| Band II MIMO | | | | | | | | | | | | | | | | |
|--------------|-----------|-----|-----|-------------|------------|---------------------|-------|-----------------------|-------|------------------------------------|-------|-----------------------------------|-------|--------------------------------------|-------|------|
| Mod. | Data Rate | NTX | CH. | Freq. (MHz) | RU Config. | 99% Bandwidth (MHz) | | 26 dB Bandwidth (MHz) | | IC 99% Bandwidth Power Limit (dBm) | | IC 99% Bandwidth EIRP Limit (dBm) | | FCC 26dB Bandwidth Power Limit (dBm) | | Note |
| | | | | | | Ant 11 | Ant 6 | Ant 11 | Ant 6 | Ant 11 | Ant 6 | Ant 11 | Ant 6 | Ant 11 | Ant 6 | |
| HE20 | MCS0 | 2 | 52 | 5260 | Full | 18.88 | 18.93 | 23.20 | 23.35 | 23.76 | 29.76 | 23.98 | | | | |
| HE20 | MCS0 | 2 | 60 | 5300 | Full | 18.93 | 18.93 | 22.60 | 23.40 | 23.77 | 29.77 | 23.98 | | | | |
| HE20 | MCS0 | 2 | 64 | 5320 | Full | 18.88 | 18.93 | 22.95 | 22.85 | 23.76 | 29.76 | 23.98 | | | | |
| HE40 | MCS0 | 2 | 54 | 5270 | Full | 37.76 | 37.86 | 41.40 | 41.22 | 23.98 | 30.00 | 23.98 | | | | |
| HE40 | MCS0 | 2 | 62 | 5310 | Full | 37.76 | 37.86 | 41.22 | 41.31 | 23.98 | 30.00 | 23.98 | | | | |
| HE80 | MCS0 | 2 | 58 | 5290 | Full | 77.92 | 77.92 | 81.92 | 82.08 | 23.98 | 30.00 | 23.98 | | | | |

TEST RESULTS DATA
Average Power Table

| FCC Band II MIMO | | | | | | | | | | | | | | |
|------------------|-----------|-----|-----|-------------|------------|-------------------------------|-------|-------|---------------------------------|-------|----------|-------|------------------------|-----------|
| Mod. | Data Rate | NTX | CH. | Freq. (MHz) | RU Config. | Average Conducted Power (dBm) | | | FCC Conducted Power Limit (dBm) | | DG (dBi) | | EIRP Power Limit (dBm) | Pass/Fail |
| | | | | | | Ant 11 | Ant 6 | SUM | Ant 11 | Ant 6 | Ant 11 | Ant 6 | | |
| HE20 | MCS0 | 2 | 52 | 5260 | Full | 18.00 | 17.80 | 20.91 | 23.98 | | -1.90 | 26.99 | Pass | |
| HE20 | MCS0 | 2 | 52 | 5260 | 26/0 | 8.50 | 9.00 | 11.77 | 23.98 | | -1.90 | 26.99 | Pass | |
| HE20 | MCS0 | 2 | 52 | 5260 | 52/37 | 11.70 | 12.30 | 15.02 | 23.98 | | -1.90 | 26.99 | Pass | |
| HE20 | MCS0 | 2 | 52 | 5260 | 106/53 | 14.90 | 15.30 | 18.11 | 23.98 | | -1.90 | 26.99 | Pass | |
| HE20 | MCS0 | 2 | 60 | 5300 | Full | 17.90 | 17.70 | 20.81 | 23.98 | | -1.90 | 26.99 | Pass | |
| HE20 | MCS0 | 2 | 60 | 5300 | 26/4 | 9.40 | 9.80 | 12.61 | 23.98 | | -1.90 | 26.99 | Pass | |
| HE20 | MCS0 | 2 | 60 | 5300 | 52/39 | 11.60 | 12.00 | 14.81 | 23.98 | | -1.90 | 26.99 | Pass | |
| HE20 | MCS0 | 2 | 60 | 5300 | 106/54 | 14.70 | 15.10 | 17.91 | 23.98 | | -1.90 | 26.99 | Pass | |
| HE20 | MCS0 | 2 | 64 | 5320 | Full | 17.90 | 17.90 | 20.91 | 23.98 | | -1.90 | 26.99 | Pass | |
| HE20 | MCS0 | 2 | 64 | 5320 | 26/8 | 8.60 | 8.60 | 11.61 | 23.98 | | -1.90 | 26.99 | Pass | |
| HE20 | MCS0 | 2 | 64 | 5320 | 52/40 | 11.30 | 11.50 | 14.41 | 23.98 | | -1.90 | 26.99 | Pass | |
| HE20 | MCS0 | 2 | 64 | 5320 | 106/54 | 14.40 | 14.70 | 17.56 | 23.98 | | -1.90 | 26.99 | Pass | |
| HE40 | MCS0 | 2 | 54 | 5270 | Full | 17.30 | 17.10 | 20.21 | 23.98 | | -1.90 | 26.99 | Pass | |
| HE40 | MCS0 | 2 | 54 | 5270 | 242/61 | 14.60 | 15.10 | 17.87 | 23.98 | | -1.90 | 26.99 | Pass | |
| HE40 | MCS0 | 2 | 62 | 5310 | Full | 16.80 | 16.80 | 19.81 | 23.98 | | -1.90 | 26.99 | Pass | |
| HE40 | MCS0 | 2 | 62 | 5310 | 242/62 | 14.60 | 14.80 | 17.71 | 23.98 | | -1.90 | 26.99 | Pass | |
| HE80 | MCS0 | 2 | 58 | 5290 | Full | 16.10 | 16.20 | 19.16 | 23.98 | | -1.90 | 26.99 | Pass | |
| HE80 | MCS0 | 2 | 58 | 5290 | 484/66 | 14.00 | 14.10 | 17.06 | 23.98 | | -1.90 | 26.99 | Pass | |

TEST RESULTS DATA
Power Spectral Density

| Band II MIMO | | | | | | | | | | | | | |
|--------------|-----------|-----|-----|-------------|------------|---------------------------------|-------|------|-----------------------------|-------|----------|-------|------------|
| Mod. | Data Rate | NTX | CH. | Freq. (MHz) | RU Config. | Average Power Density (dBm/MHz) | | | Average PSD Limit (dBm/MHz) | | DG (dBi) | | Pass /Fail |
| | | | | | | Ant 11 | Ant 6 | SUM | Ant 11 | Ant 6 | Ant 11 | Ant 6 | |
| HE20 | MCS0 | 2 | 52 | 5260 | Full | 6.85 | 6.62 | 9.38 | 11.00 | | -0.62 | Pass | |
| HE20 | MCS0 | 2 | 52 | 5260 | 26/0 | 5.97 | 6.44 | 9.07 | 11.00 | | -0.62 | Pass | |
| HE20 | MCS0 | 2 | 52 | 5260 | 52/37 | 5.90 | 6.54 | 9.23 | 11.00 | | -0.62 | Pass | |
| HE20 | MCS0 | 2 | 52 | 5260 | 106/53 | 6.00 | 6.36 | 9.15 | 11.00 | | -0.62 | Pass | |
| HE20 | MCS0 | 2 | 60 | 5300 | Full | 6.68 | 6.34 | 9.32 | 11.00 | | -0.62 | Pass | |
| HE20 | MCS0 | 2 | 60 | 5300 | 26/4 | 6.15 | 6.28 | 9.14 | 11.00 | | -0.62 | Pass | |
| HE20 | MCS0 | 2 | 60 | 5300 | 52/39 | 6.07 | 6.46 | 9.20 | 11.00 | | -0.62 | Pass | |
| HE20 | MCS0 | 2 | 60 | 5300 | 106/54 | 6.19 | 6.55 | 9.30 | 11.00 | | -0.62 | Pass | |
| HE20 | MCS0 | 2 | 64 | 5320 | Full | 6.63 | 6.55 | 9.32 | 11.00 | | -0.62 | Pass | |
| HE20 | MCS0 | 2 | 64 | 5320 | 26/8 | 5.93 | 6.13 | 9.03 | 11.00 | | -0.62 | Pass | |
| HE20 | MCS0 | 2 | 64 | 5320 | 52/40 | 5.88 | 6.04 | 8.83 | 11.00 | | -0.62 | Pass | |
| HE20 | MCS0 | 2 | 64 | 5320 | 106/54 | 5.71 | 5.96 | 8.84 | 11.00 | | -0.62 | Pass | |
| HE40 | MCS0 | 2 | 54 | 5270 | Full | 2.96 | 2.89 | 5.63 | 11.00 | | -0.62 | Pass | |
| HE40 | MCS0 | 2 | 54 | 5270 | 242/61 | 2.17 | 2.75 | 5.38 | 11.00 | | -0.62 | Pass | |
| HE40 | MCS0 | 2 | 62 | 5310 | Full | 2.62 | 2.81 | 5.53 | 11.00 | | -0.62 | Pass | |
| HE40 | MCS0 | 2 | 62 | 5310 | 242/62 | 2.31 | 2.44 | 5.27 | 11.00 | | -0.62 | Pass | |
| HE80 | MCS0 | 2 | 58 | 5290 | Full | -0.71 | -0.89 | 1.97 | 11.00 | | -0.62 | Pass | |
| HE80 | MCS0 | 2 | 58 | 5290 | 484/66 | -1.15 | -1.03 | 1.75 | 11.00 | | -0.62 | Pass | |

TEST RESULTS DATA
26dB and 99% OBW

| Band III MIMO | | | | | | | | | | | | | | | | | |
|---------------|-----------|-----|-----|-------------|------------|---------------------------------|-------|-----------------------------------|-------|------------------------------------|-------|-----------------------------------|-------|--------------------------------------|-------|---|-------|
| Mod. | Data Rate | NTX | CH. | Freq. (MHz) | RU Config. | 99% Bandwidth In U-NII 2C (MHz) | | 26 dB Bandwidth In U-NII 2C (MHz) | | IC 99% Bandwidth Power Limit (dBm) | | IC 99% Bandwidth EIRP Limit (dBm) | | FCC 26dB Bandwidth Power Limit (dBm) | | 6 dB Bandwidth for Straddle Channel (MHz) | |
| | | | | | | Ant 11 | Ant 6 | Ant 11 | Ant 6 | Ant 11 | Ant 6 | Ant 11 | Ant 6 | Ant 11 | Ant 6 | Ant 11 | Ant 6 |
| HE20 | MCS0 | 2 | 100 | 5500 | Full | 18.93 | 18.98 | 23.10 | 23.15 | 23.77 | 29.77 | 23.98 | ---- | ---- | | | |
| HE20 | MCS0 | 2 | 116 | 5580 | Full | 18.93 | 18.93 | 22.45 | 23.00 | 23.77 | 29.77 | 23.98 | ---- | ---- | | | |
| HE20 | MCS0 | 2 | 140 | 5700 | Full | 18.93 | 18.98 | 22.50 | 23.45 | 23.77 | 29.77 | 23.98 | ---- | ---- | | | |
| HE40 | MCS0 | 2 | 102 | 5510 | Full | 37.96 | 37.96 | 41.49 | 41.22 | 23.98 | 30.00 | 23.98 | ---- | ---- | | | |
| HE40 | MCS0 | 2 | 110 | 5550 | Full | 37.96 | 37.96 | 40.86 | 41.67 | 23.98 | 30.00 | 23.98 | ---- | ---- | | | |
| HE40 | MCS0 | 2 | 134 | 5670 | Full | 37.76 | 37.86 | 41.22 | 41.40 | 23.98 | 30.00 | 23.98 | ---- | ---- | | | |
| HE80 | MCS0 | 2 | 106 | 5530 | Full | 77.92 | 78.04 | 82.08 | 82.40 | 23.98 | 30.00 | 23.98 | ---- | ---- | | | |
| HE80 | MCS0 | 2 | 122 | 5610 | Full | 77.80 | 78.04 | 82.40 | 82.40 | 23.98 | 30.00 | 23.98 | ---- | ---- | | | |

TEST RESULTS DATA
Average Power Table

| FCC Band III MIMO | | | | | | | | | | | | | | |
|-------------------|-----------|-----|-----|-------------|------------|-------------------------------|-------|-------|---------------------------------|-------|----------|-------|------------------------|-----------|
| Mod. | Data Rate | NTX | CH. | Freq. (MHz) | RU Config. | Average Conducted Power (dBm) | | | FCC Conducted Power Limit (dBm) | | DG (dBi) | | EIRP Power Limit (dBm) | Pass/Fail |
| | | | | | | Ant 11 | Ant 6 | SUM | Ant 11 | Ant 6 | Ant 11 | Ant 6 | | |
| HE20 | MCS0 | 2 | 100 | 5500 | Full | 18.10 | 18.20 | 21.16 | 23.98 | | -1.90 | 26.99 | Pass | |
| HE20 | MCS0 | 2 | 100 | 5500 | 26/0 | 8.80 | 9.30 | 12.07 | 23.98 | | -1.90 | 26.99 | Pass | |
| HE20 | MCS0 | 2 | 100 | 5500 | 52/37 | 12.20 | 12.50 | 15.36 | 23.98 | | -1.90 | 26.99 | Pass | |
| HE20 | MCS0 | 2 | 100 | 5500 | 106/53 | 14.80 | 15.20 | 18.01 | 23.98 | | -1.90 | 26.99 | Pass | |
| HE20 | MCS0 | 2 | 116 | 5580 | Full | 18.10 | 18.00 | 21.06 | 23.98 | | -1.90 | 26.99 | Pass | |
| HE20 | MCS0 | 2 | 116 | 5580 | 26/4 | 9.50 | 9.40 | 12.46 | 23.98 | | -1.90 | 26.99 | Pass | |
| HE20 | MCS0 | 2 | 116 | 5580 | 52/38 | 11.90 | 11.60 | 14.76 | 23.98 | | -1.90 | 26.99 | Pass | |
| HE20 | MCS0 | 2 | 116 | 5580 | 106/53 | 15.00 | 15.00 | 18.01 | 23.98 | | -1.90 | 26.99 | Pass | |
| HE20 | MCS0 | 2 | 140 | 5700 | Full | 17.90 | 18.30 | 21.11 | 23.98 | | -1.90 | 26.99 | Pass | |
| HE20 | MCS0 | 2 | 140 | 5700 | 26/8 | 8.50 | 9.00 | 11.77 | 23.98 | | -1.90 | 26.99 | Pass | |
| HE20 | MCS0 | 2 | 140 | 5700 | 52/40 | 11.30 | 11.80 | 14.57 | 23.98 | | -1.90 | 26.99 | Pass | |
| HE20 | MCS0 | 2 | 140 | 5700 | 106/54 | 14.60 | 15.00 | 17.81 | 23.98 | | -1.90 | 26.99 | Pass | |
| HE40 | MCS0 | 2 | 102 | 5510 | Full | 17.40 | 17.60 | 20.51 | 23.98 | | -1.90 | 26.99 | Pass | |
| HE40 | MCS0 | 2 | 102 | 5510 | 242/61 | 15.00 | 15.50 | 18.27 | 23.98 | | -1.90 | 26.99 | Pass | |
| HE40 | MCS0 | 2 | 110 | 5550 | Full | 17.40 | 17.80 | 20.61 | 23.98 | | -1.90 | 26.99 | Pass | |
| HE40 | MCS0 | 2 | 110 | 5550 | 242/61 | 14.90 | 15.70 | 18.33 | 23.98 | | -1.90 | 26.99 | Pass | |
| HE40 | MCS0 | 2 | 134 | 5670 | Full | 17.20 | 17.80 | 20.52 | 23.98 | | -1.90 | 26.99 | Pass | |
| HE40 | MCS0 | 2 | 134 | 5670 | 242/62 | 14.80 | 15.20 | 18.01 | 23.98 | | -1.90 | 26.99 | Pass | |
| HE80 | MCS0 | 2 | 106 | 5530 | Full | 16.40 | 16.70 | 19.56 | 23.98 | | -1.90 | 26.99 | Pass | |
| HE80 | MCS0 | 2 | 106 | 5530 | 484/65 | 14.00 | 14.40 | 17.21 | 23.98 | | -1.90 | 26.99 | Pass | |
| HE80 | MCS0 | 2 | 122 | 5610 | Full | 16.50 | 16.60 | 19.56 | 23.98 | | -1.90 | 26.99 | Pass | |
| HE80 | MCS0 | 2 | 122 | 5610 | 484/66 | 14.50 | 14.20 | 17.36 | 23.98 | | -1.90 | 26.99 | Pass | |

TEST RESULTS DATA
Power Spectral Density

| Band III MIMO | | | | | | | | | | | | | |
|---------------|-----------|-----------------|-----|-------------|------------|---------------------------------|-------|------|-----------------------------|-------|----------|-------|------------|
| Mod. | Data Rate | N _{TX} | CH. | Freq. (MHz) | RU Config. | Average Power Density (dBm/MHz) | | | Average PSD Limit (dBm/MHz) | | DG (dBi) | | Pass /Fail |
| | | | | | | Ant 11 | Ant 6 | SUM | Ant 11 | Ant 6 | Ant 11 | Ant 6 | |
| HE20 | MCS0 | 2 | 100 | 5500 | Full | 6.62 | 7.11 | 9.53 | 11.00 | | 0.26 | Pass | |
| HE20 | MCS0 | 2 | 100 | 5500 | 26/0 | 5.94 | 6.51 | 9.18 | 11.00 | | 0.26 | Pass | |
| HE20 | MCS0 | 2 | 100 | 5500 | 52/37 | 6.37 | 6.77 | 9.51 | 11.00 | | 0.26 | Pass | |
| HE20 | MCS0 | 2 | 100 | 5500 | 106/53 | 5.96 | 6.35 | 9.14 | 11.00 | | 0.26 | Pass | |
| HE20 | MCS0 | 2 | 116 | 5580 | Full | 6.70 | 6.80 | 9.53 | 11.00 | | 0.26 | Pass | |
| HE20 | MCS0 | 2 | 116 | 5580 | 26/4 | 6.00 | 6.08 | 9.03 | 11.00 | | 0.26 | Pass | |
| HE20 | MCS0 | 2 | 116 | 5580 | 52/38 | 6.59 | 6.24 | 9.36 | 11.00 | | 0.26 | Pass | |
| HE20 | MCS0 | 2 | 116 | 5580 | 106/53 | 6.35 | 6.32 | 9.21 | 11.00 | | 0.26 | Pass | |
| HE20 | MCS0 | 2 | 140 | 5700 | Full | 6.61 | 7.09 | 9.56 | 11.00 | | 0.26 | Pass | |
| HE20 | MCS0 | 2 | 140 | 5700 | 26/8 | 6.01 | 6.52 | 9.26 | 11.00 | | 0.26 | Pass | |
| HE20 | MCS0 | 2 | 140 | 5700 | 52/40 | 6.04 | 6.35 | 9.14 | 11.00 | | 0.26 | Pass | |
| HE20 | MCS0 | 2 | 140 | 5700 | 106/54 | 5.86 | 6.26 | 9.08 | 11.00 | | 0.26 | Pass | |
| HE40 | MCS0 | 2 | 102 | 5510 | Full | 2.95 | 3.51 | 5.97 | 11.00 | | 0.26 | Pass | |
| HE40 | MCS0 | 2 | 102 | 5510 | 242/61 | 2.64 | 3.09 | 5.88 | 11.00 | | 0.26 | Pass | |
| HE40 | MCS0 | 2 | 110 | 5550 | Full | 2.75 | 3.57 | 6.01 | 11.00 | | 0.26 | Pass | |
| HE40 | MCS0 | 2 | 110 | 5550 | 242/61 | 2.38 | 3.02 | 5.64 | 11.00 | | 0.26 | Pass | |
| HE40 | MCS0 | 2 | 134 | 5670 | Full | 2.67 | 3.67 | 6.08 | 11.00 | | 0.26 | Pass | |
| HE40 | MCS0 | 2 | 134 | 5670 | 242/62 | 2.46 | 2.81 | 5.56 | 11.00 | | 0.26 | Pass | |
| HE80 | MCS0 | 2 | 106 | 5530 | Full | -0.94 | -0.24 | 2.29 | 11.00 | | 0.26 | Pass | |
| HE80 | MCS0 | 2 | 106 | 5530 | 484/65 | -1.10 | -0.68 | 2.11 | 11.00 | | 0.26 | Pass | |
| HE80 | MCS0 | 2 | 122 | 5610 | Full | -0.77 | -0.34 | 2.10 | 11.00 | | 0.26 | Pass | |
| HE80 | MCS0 | 2 | 122 | 5610 | 484/66 | -0.73 | -0.98 | 2.06 | 11.00 | | 0.26 | Pass | |



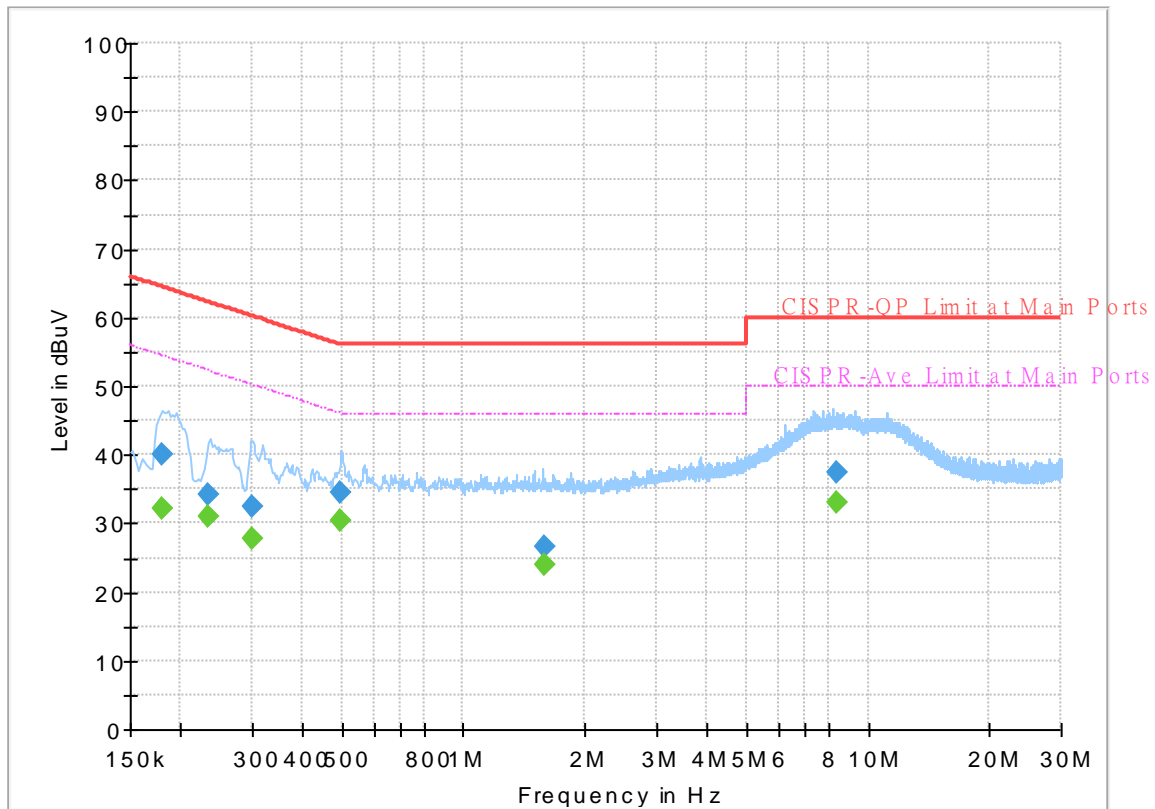
Appendix B. AC Conducted Emission Test Results

| | | | |
|-----------------|---------|---------------------|---------|
| Test Engineer : | Tom Lee | Temperature : | 23~26°C |
| | | Relative Humidity : | 40~50% |

EUT Information

Report NO : 110409
 Test Mode : Mode 1
 Test Voltage : 120Vac/60Hz
 Phase : Line

Full Spectrum



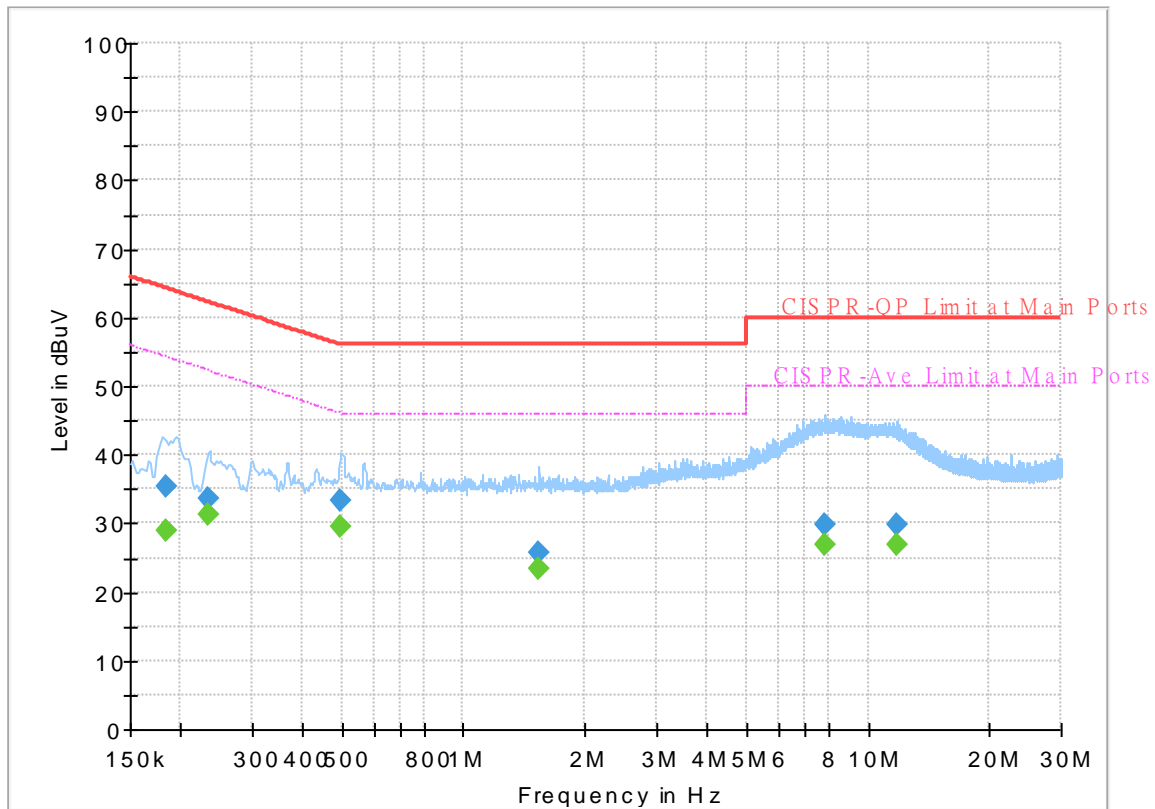
Final_Result

| Frequency (MHz) | QuasiPeak (dBuV) | CAverage (dBuV) | Limit (dBuV) | Margin (dB) | Line | Filter | Corr. (dB) |
|-----------------|------------------|-----------------|--------------|-------------|------|--------|------------|
| 0.180870 | --- | 32.12 | 54.45 | 22.33 | L1 | OFF | 19.7 |
| 0.180870 | 40.14 | --- | 64.45 | 24.31 | L1 | OFF | 19.7 |
| 0.233700 | --- | 31.03 | 52.32 | 21.29 | L1 | OFF | 19.7 |
| 0.233700 | 34.20 | --- | 62.32 | 28.12 | L1 | OFF | 19.7 |
| 0.300300 | --- | 27.81 | 50.24 | 22.43 | L1 | OFF | 19.7 |
| 0.300300 | 32.47 | --- | 60.24 | 27.77 | L1 | OFF | 19.7 |
| 0.498570 | --- | 30.43 | 46.02 | 15.59 | L1 | OFF | 19.9 |
| 0.498570 | 34.38 | --- | 56.02 | 21.64 | L1 | OFF | 19.9 |
| 1.590000 | --- | 24.01 | 46.00 | 21.99 | L1 | OFF | 20.2 |
| 1.590000 | 26.55 | --- | 56.00 | 29.45 | L1 | OFF | 20.2 |
| 8.371410 | --- | 33.03 | 50.00 | 16.97 | L1 | OFF | 20.2 |
| 8.371410 | 37.36 | --- | 60.00 | 22.64 | L1 | OFF | 20.2 |

EUT Information

Report NO : 110409
 Test Mode : Mode 1
 Test Voltage : 120Vac/60Hz
 Phase : Neutral

Full Spectrum



Final_Result

| Frequency (MHz) | QuasiPeak (dBuV) | CAverage (dBuV) | Limit (dBuV) | Margin (dB) | Line | Filter | Corr. (dB) |
|-----------------|------------------|-----------------|--------------|-------------|------|--------|------------|
| 0.183750 | --- | 28.97 | 54.31 | 25.34 | N | OFF | 19.7 |
| 0.183750 | 35.37 | --- | 64.31 | 28.94 | N | OFF | 19.7 |
| 0.234060 | --- | 31.24 | 52.30 | 21.06 | N | OFF | 19.7 |
| 0.234060 | 33.72 | --- | 62.30 | 28.58 | N | OFF | 19.7 |
| 0.498750 | --- | 29.60 | 46.02 | 16.42 | N | OFF | 19.9 |
| 0.498750 | 33.28 | --- | 56.02 | 22.74 | N | OFF | 19.9 |
| 1.533750 | --- | 23.41 | 46.00 | 22.59 | N | OFF | 20.3 |
| 1.533750 | 25.66 | --- | 56.00 | 30.34 | N | OFF | 20.3 |
| 7.823400 | --- | 26.79 | 50.00 | 23.21 | N | OFF | 20.2 |
| 7.823400 | 29.86 | --- | 60.00 | 30.14 | N | OFF | 20.2 |
| 11.833440 | --- | 27.02 | 50.00 | 22.98 | N | OFF | 20.3 |
| 11.833440 | 29.76 | --- | 60.00 | 30.24 | N | OFF | 20.3 |



Appendix C. Radiated Spurious Emission

| | | | |
|-----------------|-------------------------------------|---------------------|---------|
| Test Engineer : | Karl Hou, Caster Liao and Andy Yang | Temperature : | 20~25°C |
| | | Relative Humidity : | 50~60% |

Band 1 - 5150~5250MHz
WIFI 802.11a (Band Edge @ 3m)

| WIFI Ant. | Note | Frequency | Level | Over Limit | Limit Line | Read Level | Antenna Factor | Path Loss | Preamp Factor | Ant Pos | Table Pos | Peak Avg. | Pol. | |
|-----------------------------|------|-----------|------------|------------|------------|------------|----------------|-----------|---------------|---------|-----------|-----------|---------|---|
| 11+6 | | (MHz) | (dBμV/m) | (dB) | (dBμV/m) | (dBμV) | (dB/m) | (dB) | (dB) | (cm) | (deg) | (P/A) | (H/V) | |
| 802.11a CH 36 5180MHz | | 5150 | 61.99 | -12.01 | 74 | 46.81 | 31.8 | 13.05 | 29.67 | 100 | 120 | P | H | |
| | | 5150 | 49.11 | -4.89 | 54 | 33.93 | 31.8 | 13.05 | 29.67 | 100 | 120 | A | H | |
| | * | 5180 | 111.75 | - | - | 96.66 | 31.68 | 13.09 | 29.68 | 100 | 120 | P | H | |
| | * | 5180 | 104.28 | - | - | 89.19 | 31.68 | 13.09 | 29.68 | 100 | 120 | A | H | |
| | | | | | | | | | | | | | H | |
| | | | 5149.5 | 56.36 | -17.64 | 74 | 41.18 | 31.8 | 13.05 | 29.67 | 380 | 51 | P | V |
| | | | 5150 | 46.6 | -7.4 | 54 | 31.42 | 31.8 | 13.05 | 29.67 | 380 | 51 | A | V |
| | * | | 5180 | 107.99 | - | - | 92.9 | 31.68 | 13.09 | 29.68 | 380 | 51 | P | V |
| | * | | 5180 | 100.79 | - | - | 85.7 | 31.68 | 13.09 | 29.68 | 380 | 51 | A | V |
| | | | | | | | | | | | | | | V |
| 802.11a CH 44 5220MHz | | 5095.94 | 54.66 | -19.34 | 74 | 39.57 | 31.78 | 12.98 | 29.67 | 102 | 120 | P | H | |
| | | 5146.64 | 43.07 | -10.93 | 54 | 27.9 | 31.8 | 13.04 | 29.67 | 102 | 120 | A | H | |
| | * | 5220 | 113.21 | - | - | 98.27 | 31.48 | 13.15 | 29.69 | 102 | 120 | P | H | |
| | * | 5220 | 105.69 | - | - | 90.75 | 31.48 | 13.15 | 29.69 | 102 | 120 | A | H | |
| | | | 5440.4 | 53.45 | -20.55 | 74 | 38.13 | 31.54 | 13.5 | 29.72 | 102 | 120 | P | H |
| | | | 5447.4 | 42.19 | -11.81 | 54 | 26.82 | 31.58 | 13.51 | 29.72 | 102 | 120 | A | H |
| | | | 5133.12 | 54.74 | -19.26 | 74 | 39.58 | 31.8 | 13.03 | 29.67 | 393 | 53 | P | V |
| | | | 5138.58 | 42.59 | -11.41 | 54 | 27.43 | 31.8 | 13.03 | 29.67 | 393 | 53 | A | V |
| | * | | 5220 | 108.42 | - | - | 93.48 | 31.48 | 13.15 | 29.69 | 393 | 53 | P | V |
| | * | | 5220 | 100.87 | - | - | 85.93 | 31.48 | 13.15 | 29.69 | 393 | 53 | A | V |
| | | | 5429.48 | 54.12 | -19.88 | 74 | 38.86 | 31.48 | 13.5 | 29.72 | 393 | 53 | P | V |
| | | | 5438.16 | 42.08 | -11.92 | 54 | 26.77 | 31.53 | 13.5 | 29.72 | 393 | 53 | A | V |



| | | | | | | | | | | | | | |
|--------------------------------------|---|---------|--------|--------|----|-------|-------|-------|-------|-----|-----|---|---|
| 802.11a CH 48 5240MHz | | 5056.94 | 54.49 | -19.51 | 74 | 39.59 | 31.63 | 12.93 | 29.66 | 101 | 120 | P | H |
| | | 5084.76 | 42.92 | -11.08 | 54 | 27.87 | 31.74 | 12.97 | 29.66 | 101 | 120 | A | H |
| | * | 5240 | 112.96 | - | - | 98.11 | 31.36 | 13.18 | 29.69 | 101 | 120 | P | H |
| | * | 5240 | 105.45 | - | - | 90.6 | 31.36 | 13.18 | 29.69 | 101 | 120 | A | H |
| | | 5396.72 | 54.14 | -19.86 | 74 | 39.1 | 31.29 | 13.46 | 29.71 | 101 | 120 | P | H |
| | | 5452.16 | 42.25 | -11.75 | 54 | 26.86 | 31.6 | 13.51 | 29.72 | 101 | 120 | A | H |
| | | 5147.42 | 54.36 | -19.64 | 74 | 39.19 | 31.8 | 13.04 | 29.67 | 391 | 50 | P | V |
| | | 5091 | 42.61 | -11.39 | 54 | 27.54 | 31.76 | 12.97 | 29.66 | 391 | 50 | A | V |
| | * | 5240 | 108.62 | - | - | 93.77 | 31.36 | 13.18 | 29.69 | 391 | 50 | P | V |
| | * | 5240 | 101.06 | - | - | 86.21 | 31.36 | 13.18 | 29.69 | 391 | 50 | A | V |
| | | 5459.44 | 53.55 | -20.45 | 74 | 38.13 | 31.62 | 13.52 | 29.72 | 391 | 50 | P | V |
| | | 5441.52 | 42.15 | -11.85 | 54 | 26.81 | 31.55 | 13.51 | 29.72 | 391 | 50 | A | V |
| Remark | <ol style="list-style-type: none"> 1. No other spurious found. 2. All results are PASS against Peak and Average limit line. | | | | | | | | | | | | |



Band 1 5150~5250MHz

WIFI 802.11a (Harmonic @ 3m)

| WIFI Ant. 11+6 | Note | Frequency (MHz) | Level (dBμV/m) | Over Limit (dB) | Limit Line (dBμV/m) | Read Level (dBμV) | Antenna Factor (dB/m) | Path Loss (dB) | Preamp Factor (dB) | Ant Pos (cm) | Table Pos (deg) | Peak Avg. (P/A) | Pol. (H/V) |
|-----------------------------|---|-------------------|------------------|-------------------|-----------------------|-------------------|-------------------------|------------------|----------------------|----------------|-------------------|-----------------|------------|
| 802.11a CH 36 5180MHz | | 10360 | 48.34 | -19.86 | 68.2 | 45.74 | 39.44 | 19.39 | 56.23 | 100 | 0 | P | H |
| | | 15540 | 46.68 | -27.32 | 74 | 40.89 | 37.98 | 23.22 | 55.41 | 100 | 0 | P | H |
| | | | | | | | | | | | | | |
| | | 10360 | 48.06 | -20.14 | 68.2 | 45.46 | 39.44 | 19.39 | 56.23 | 100 | 0 | P | V |
| | | 15540 | 47.16 | -26.84 | 74 | 41.37 | 37.98 | 23.22 | 55.41 | 100 | 0 | P | V |
| | | | | | | | | | | | | | |
| 802.11a CH 44 5220MHz | | 10440 | 49.39 | -18.81 | 68.2 | 46.49 | 39.68 | 19.43 | 56.21 | 100 | 0 | P | H |
| | | 15660 | 46.82 | -27.18 | 74 | 41.37 | 37.56 | 23.32 | 55.43 | 100 | 0 | P | H |
| | | | | | | | | | | | | | |
| | | 10440 | 48.93 | -19.27 | 68.2 | 46.03 | 39.68 | 19.43 | 56.21 | 100 | 0 | P | V |
| | | 15660 | 46.61 | -27.39 | 74 | 41.16 | 37.56 | 23.32 | 55.43 | 100 | 0 | P | V |
| | | | | | | | | | | | | | |
| 802.11a CH 48 5240MHz | | 10480 | 49.54 | -18.66 | 68.2 | 46.53 | 39.76 | 19.45 | 56.2 | 100 | 0 | P | H |
| | | 15720 | 46.45 | -27.55 | 74 | 41.16 | 37.38 | 23.35 | 55.44 | 100 | 0 | P | H |
| | | | | | | | | | | | | | |
| | | 10480 | 49.56 | -18.64 | 68.2 | 46.55 | 39.76 | 19.45 | 56.2 | 100 | 0 | P | V |
| | | 15720 | 47.18 | -26.82 | 74 | 41.89 | 37.38 | 23.35 | 55.44 | 100 | 0 | P | V |
| | | | | | | | | | | | | | |
| Remark | 1. No other spurious found. 2. All results are PASS against Peak and Average limit line. | | | | | | | | | | | | |



Band 1 5150~5250MHz

WIFI 802.11ax HE20 Full (Band Edge @ 3m)

| WIFI Ant. 11+6 | Note | Frequency (MHz) | Level (dBμV/m) | Over Limit (dB) | Limit Line (dBμV/m) | Read Level (dBμV) | Antenna Factor (dB/m) | Path Loss (dB) | Preamp Factor (dB) | Ant Pos (cm) | Table Pos (deg) | Peak Avg. (P/A) | Pol. (H/V) | |
|----------------------------------|------|-------------------|------------------|-------------------|-----------------------|-------------------|-------------------------|------------------|----------------------|----------------|-------------------|-----------------|------------|---|
| 802.11ax HE20 Full CH 36 5180MHz | | 5147.94 | 59.2 | -14.8 | 74 | 44.03 | 31.8 | 13.04 | 29.67 | 102 | 121 | P | H | |
| | | 5150 | 47.67 | -6.33 | 54 | 32.49 | 31.8 | 13.05 | 29.67 | 102 | 121 | A | H | |
| | * | 5180 | 112.8 | - | - | 97.71 | 31.68 | 13.09 | 29.68 | 102 | 121 | P | H | |
| | * | 5180 | 102.5 | - | - | 87.41 | 31.68 | 13.09 | 29.68 | 102 | 121 | A | H | |
| | | | | | | | | | | | | | H | |
| | | | | | | | | | | | | | | H |
| | | | 5148.98 | 55.2 | -18.8 | 74 | 40.02 | 31.8 | 13.05 | 29.67 | 379 | 63 | P | V |
| | | | 5150 | 44.95 | -9.05 | 54 | 29.77 | 31.8 | 13.05 | 29.67 | 379 | 63 | A | V |
| | * | | 5180 | 109.31 | - | - | 94.22 | 31.68 | 13.09 | 29.68 | 379 | 63 | P | V |
| | * | | 5180 | 99.16 | - | - | 84.07 | 31.68 | 13.09 | 29.68 | 379 | 63 | A | V |
| | | | | | | | | | | | | | | V |
| | | | | | | | | | | | | | | V |
| 802.11ax HE20 Full CH 44 5220MHz | | 5096.2 | 55.27 | -18.73 | 74 | 40.18 | 31.78 | 12.98 | 29.67 | 102 | 120 | P | H | |
| | | 5146.12 | 42.85 | -11.15 | 54 | 27.68 | 31.8 | 13.04 | 29.67 | 102 | 120 | A | H | |
| | * | 5220 | 113.19 | - | - | 98.25 | 31.48 | 13.15 | 29.69 | 102 | 120 | P | H | |
| | * | 5220 | 103.29 | - | - | 88.35 | 31.48 | 13.15 | 29.69 | 102 | 120 | A | H | |
| | | | 5460 | 54.13 | -19.87 | 74 | 38.71 | 31.62 | 13.52 | 29.72 | 102 | 120 | P | H |
| | | | 5458.04 | 42.28 | -11.72 | 54 | 26.86 | 31.62 | 13.52 | 29.72 | 102 | 120 | A | H |
| | | | 5102.44 | 54.96 | -19.04 | 74 | 39.84 | 31.8 | 12.99 | 29.67 | 372 | 62 | P | V |
| | | | 5147.16 | 42.66 | -11.34 | 54 | 27.49 | 31.8 | 13.04 | 29.67 | 372 | 62 | A | V |
| | * | | 5220 | 108.59 | - | - | 93.65 | 31.48 | 13.15 | 29.69 | 372 | 62 | P | V |
| | * | | 5220 | 99.05 | - | - | 84.11 | 31.48 | 13.15 | 29.69 | 372 | 62 | A | V |
| | | | 5436.76 | 54 | -20 | 74 | 38.7 | 31.52 | 13.5 | 29.72 | 372 | 62 | P | V |
| | | | 5449.92 | 42.21 | -11.79 | 54 | 26.82 | 31.6 | 13.51 | 29.72 | 372 | 62 | A | V |



| | | | | | | | | | | | | | |
|---|---|---------|--------|--------|----|-------|-------|-------|-------|-----|-----|---|---|
| 802.11ax HE20 Full CH 48 5240MHz | | 5070.46 | 55.01 | -18.99 | 74 | 40.04 | 31.68 | 12.95 | 29.66 | 100 | 119 | P | H |
| | | 5089.7 | 42.77 | -11.23 | 54 | 27.7 | 31.76 | 12.97 | 29.66 | 100 | 119 | A | H |
| | * | 5240 | 113.94 | - | - | 99.09 | 31.36 | 13.18 | 29.69 | 100 | 119 | P | H |
| | * | 5240 | 103.44 | - | - | 88.59 | 31.36 | 13.18 | 29.69 | 100 | 119 | A | H |
| | | 5411.84 | 53.83 | -20.17 | 74 | 38.7 | 31.37 | 13.48 | 29.72 | 100 | 119 | P | H |
| | | 5445.16 | 42.22 | -11.78 | 54 | 26.86 | 31.57 | 13.51 | 29.72 | 100 | 119 | A | H |
| | | 5083.72 | 54.94 | -19.06 | 74 | 39.91 | 31.73 | 12.96 | 29.66 | 392 | 61 | P | V |
| | | 5101.4 | 42.69 | -11.31 | 54 | 27.57 | 31.8 | 12.99 | 29.67 | 392 | 61 | A | V |
| | * | 5240 | 108.9 | - | - | 94.05 | 31.36 | 13.18 | 29.69 | 392 | 61 | P | V |
| | * | 5240 | 99.17 | - | - | 84.32 | 31.36 | 13.18 | 29.69 | 392 | 61 | A | V |
| | | 5431.72 | 54.46 | -19.54 | 74 | 39.19 | 31.49 | 13.5 | 29.72 | 392 | 61 | P | V |
| | | 5451.04 | 42.27 | -11.73 | 54 | 26.88 | 31.6 | 13.51 | 29.72 | 392 | 61 | A | V |
| Remark | 1. No other spurious found. 2. All results are PASS against Peak and Average limit line. | | | | | | | | | | | | |



Band 1 5150~5250MHz

WIFI 802.11ax HE20 Full (Harmonic @ 3m)

| WIFI Ant. 11+6 | Note | Frequency (MHz) | Level (dBμV/m) | Over Limit (dB) | Limit Line (dBμV/m) | Read Level (dBμV) | Antenna Factor (dB/m) | Path Loss (dB) | Preamp Factor (dB) | Ant Pos (cm) | Table Pos (deg) | Peak Avg. (P/A) | Pol. (H/V) |
|---|---|-------------------|------------------|-------------------|-----------------------|-------------------|-------------------------|------------------|----------------------|----------------|-------------------|-----------------|------------|
| 802.11ax HE20 Full CH 36 5180MHz | | 10360 | 48.33 | -19.87 | 68.2 | 45.73 | 39.44 | 19.39 | 56.23 | 100 | 0 | P | H |
| | | 15540 | 47.75 | -26.25 | 74 | 41.96 | 37.98 | 23.22 | 55.41 | 100 | 0 | P | H |
| | | | | | | | | | | | | | |
| | | | | | | | | | | | | | |
| | | | | | | | | | | | | | |
| | | | | | | | | | | | | | |
| 802.11ax HE20 Full CH 44 5220MHz | | 10440 | 48.21 | -19.99 | 68.2 | 45.31 | 39.68 | 19.43 | 56.21 | 100 | 0 | P | H |
| | | 15660 | 46.02 | -27.98 | 74 | 40.57 | 37.56 | 23.32 | 55.43 | 100 | 0 | P | H |
| | | | | | | | | | | | | | |
| | | | | | | | | | | | | | |
| | | | | | | | | | | | | | |
| | | | | | | | | | | | | | |
| 802.11ax HE20 Full CH 48 5240MHz | | 10480 | 48.51 | -19.69 | 68.2 | 45.5 | 39.76 | 19.45 | 56.2 | 100 | 0 | P | H |
| | | 15720 | 46.5 | -27.5 | 74 | 41.21 | 37.38 | 23.35 | 55.44 | 100 | 0 | P | H |
| | | | | | | | | | | | | | |
| | | | | | | | | | | | | | |
| | | | | | | | | | | | | | |
| | | | | | | | | | | | | | |
| Remark | 1. No other spurious found. 2. All results are PASS against Peak and Average limit line. | | | | | | | | | | | | |



Band 1 5150~5250MHz

WIFI 802.11ax HE20 Partial 106 (Band Edge @ 3m)

| WIFI Ant. 11+6 | Note | Frequency (MHz) | Level (dBμV/m) | Over Limit (dB) | Limit Line (dBμV/m) | Read Level (dBμV) | Antenna Factor (dB/m) | Path Loss (dB) | Preamp Factor (dB) | Ant Pos (cm) | Table Pos (deg) | Peak Avg. (P/A) | Pol. (H/V) | |
|--|---|-------------------|------------------|-------------------|-----------------------|-------------------|-------------------------|------------------|----------------------|----------------|-------------------|-----------------|------------|---|
| 802.11ax HE20 Partial 106/53 CH 36 5180MHz | | 5099.32 | 54.49 | -19.51 | 74 | 39.38 | 31.8 | 12.98 | 29.67 | 100 | 121 | P | H | |
| | | 5149.5 | 42.43 | -11.57 | 54 | 27.25 | 31.8 | 13.05 | 29.67 | 100 | 121 | A | H | |
| | * | 5180 | 112.97 | - | - | 97.88 | 31.68 | 13.09 | 29.68 | 100 | 121 | P | H | |
| | * | 5180 | 102.85 | - | - | 87.76 | 31.68 | 13.09 | 29.68 | 100 | 121 | A | H | |
| | | | | | | | | | | | | | H | |
| | | | | | | | | | | | | | | H |
| | | | 5072.54 | 53.81 | -20.19 | 74 | 38.83 | 31.69 | 12.95 | 29.66 | 340 | 47 | P | V |
| | | | 5150 | 42.19 | -11.81 | 54 | 27.01 | 31.8 | 13.05 | 29.67 | 340 | 47 | A | V |
| | * | | 5180 | 109.68 | - | - | 94.59 | 31.68 | 13.09 | 29.68 | 340 | 47 | P | V |
| | * | | 5180 | 100.38 | - | - | 85.29 | 31.68 | 13.09 | 29.68 | 340 | 47 | A | V |
| | | | | | | | | | | | | | V | |
| | | | | | | | | | | | | | V | |
| Remark | 1. No other spurious found. 2. All results are PASS against Peak and Average limit line. | | | | | | | | | | | | | |



Band 1 5150~5250MHz

WIFI 802.11ax HE20 Partial 106 (Harmonic @ 3m)

| WIFI Ant. 11+6 | Note | Frequency (MHz) | Level (dBμV/m) | Over Limit (dB) | Limit Line (dBμV/m) | Read Level (dBμV) | Antenna Factor (dB/m) | Path Loss (dB) | Preamp Factor (dB) | Ant Pos (cm) | Table Pos (deg) | Peak Avg. (P/A) | Pol. (H/V) | |
|--|---|-------------------|------------------|-------------------|-----------------------|-------------------|-------------------------|------------------|----------------------|----------------|-------------------|-----------------|------------|---|
| 802.11ax HE20 Partial 106/53 CH 36 5180MHz | | 10360 | 47.78 | -20.42 | 68.2 | 45.18 | 39.44 | 19.39 | 56.23 | 100 | 0 | P | H | |
| | | 15540 | 46.68 | -27.32 | 74 | 40.89 | 37.98 | 23.22 | 55.41 | 100 | 0 | P | H | |
| | | | | | | | | | | | | | | |
| | | | 10360 | 47.73 | -20.47 | 68.2 | 45.13 | 39.44 | 19.39 | 56.23 | 100 | 0 | P | V |
| | | | 15540 | 47.28 | -26.72 | 74 | 41.49 | 37.98 | 23.22 | 55.41 | 100 | 0 | P | V |
| | | | | | | | | | | | | | | |
| Remark | 1. No other spurious found. 2. All results are PASS against Peak and Average limit line. | | | | | | | | | | | | | |



Band 1 5150~5250MHz

WIFI 802.11ax HE40 Full (Band Edge @ 3m)

| WIFI Ant. 11+6 | Note | Frequency (MHz) | Level (dBμV/m) | Over Limit (dB) | Limit Line (dBμV/m) | Read Level (dBμV) | Antenna Factor (dB/m) | Path Loss (dB) | Preamp Factor (dB) | Ant Pos (cm) | Table Pos (deg) | Peak Avg. (P/A) | Pol. (H/V) |
|----------------------------------|---|-------------------|------------------|-------------------|-----------------------|-------------------|-------------------------|------------------|----------------------|----------------|-------------------|-----------------|------------|
| 802.11ax HE40 Full CH 38 5190MHz | | 5143.78 | 64.16 | -9.84 | 74 | 48.99 | 31.8 | 13.04 | 29.67 | 101 | 121 | P | H |
| | | 5149.76 | 49.64 | -4.36 | 54 | 34.46 | 31.8 | 13.05 | 29.67 | 101 | 121 | A | H |
| | * | 5190 | 109.29 | - | - | 94.23 | 31.64 | 13.1 | 29.68 | 101 | 121 | P | H |
| | * | 5190 | 99.01 | - | - | 83.95 | 31.64 | 13.1 | 29.68 | 101 | 121 | A | H |
| | | 5438.72 | 53.71 | -20.29 | 74 | 38.4 | 31.53 | 13.5 | 29.72 | 101 | 121 | P | H |
| | | 5446.84 | 42.29 | -11.71 | 54 | 26.92 | 31.58 | 13.51 | 29.72 | 101 | 121 | A | H |
| | | 5143.52 | 58.16 | -15.84 | 74 | 42.99 | 31.8 | 13.04 | 29.67 | 400 | 59 | P | V |
| | | 5150 | 45.24 | -8.76 | 54 | 30.06 | 31.8 | 13.05 | 29.67 | 400 | 59 | A | V |
| | * | 5190 | 105.76 | - | - | 90.7 | 31.64 | 13.1 | 29.68 | 400 | 59 | P | V |
| | * | 5190 | 95.35 | - | - | 80.29 | 31.64 | 13.1 | 29.68 | 400 | 59 | A | V |
| | | 5445.16 | 53.94 | -20.06 | 74 | 38.58 | 31.57 | 13.51 | 29.72 | 400 | 59 | P | V |
| | | 5440.68 | 42.27 | -11.73 | 54 | 26.95 | 31.54 | 13.5 | 29.72 | 400 | 59 | A | V |
| 802.11ax HE40 Full CH 46 5230MHz | | 5031.46 | 54.52 | -19.48 | 74 | 39.72 | 31.56 | 12.9 | 29.66 | 101 | 121 | P | H |
| | | 5150 | 43.23 | -10.77 | 54 | 28.05 | 31.8 | 13.05 | 29.67 | 101 | 121 | A | H |
| | * | 5230 | 109.78 | - | - | 94.89 | 31.42 | 13.16 | 29.69 | 101 | 121 | P | H |
| | * | 5230 | 99.64 | - | - | 84.75 | 31.42 | 13.16 | 29.69 | 101 | 121 | A | H |
| | | 5412.68 | 54.14 | -19.86 | 74 | 39 | 31.38 | 13.48 | 29.72 | 101 | 121 | P | H |
| | | 5446.84 | 42.28 | -11.72 | 54 | 26.91 | 31.58 | 13.51 | 29.72 | 101 | 121 | A | H |
| | | 5080.34 | 55.69 | -18.31 | 74 | 40.67 | 31.72 | 12.96 | 29.66 | 395 | 61 | P | V |
| | | 5146.9 | 42.69 | -11.31 | 54 | 27.52 | 31.8 | 13.04 | 29.67 | 395 | 61 | A | V |
| | * | 5230 | 105.49 | - | - | 90.6 | 31.42 | 13.16 | 29.69 | 395 | 61 | P | V |
| | * | 5230 | 95.9 | - | - | 81.01 | 31.42 | 13.16 | 29.69 | 395 | 61 | A | V |
| | | 5437.32 | 54.44 | -19.56 | 74 | 39.14 | 31.52 | 13.5 | 29.72 | 395 | 61 | P | V |
| | | 5449.64 | 42.22 | -11.78 | 54 | 26.83 | 31.6 | 13.51 | 29.72 | 395 | 61 | A | V |
| Remark | 1. No other spurious found. 2. All results are PASS against Peak and Average limit line. | | | | | | | | | | | | |



Band 1 5150~5250MHz

WIFI 802.11ax HE40 Full (Harmonic @ 3m)

| WIFI Ant. 11+6 | Note | Frequency (MHz) | Level (dBμV/m) | Over Limit (dB) | Limit Line (dBμV/m) | Read Level (dBμV) | Antenna Factor (dB/m) | Path Loss (dB) | Preamp Factor (dB) | Ant Pos (cm) | Table Pos (deg) | Peak Avg. (P/A) | Pol. (H/V) | |
|---|---|-------------------|------------------|-------------------|-----------------------|-------------------|-------------------------|------------------|----------------------|----------------|-------------------|-----------------|------------|---|
| 802.11ax HE40 Full CH 38 5190MHz | | 10380 | 48.75 | -19.45 | 68.2 | 46.05 | 39.52 | 19.4 | 56.22 | 100 | 0 | P | H | |
| | | 15570 | 47.69 | -26.31 | 74 | 41.96 | 37.89 | 23.25 | 55.41 | 100 | 0 | P | H | |
| | | | | | | | | | | | | | | |
| | | | | | | | | | | | | | | |
| | | | 10380 | 49 | -19.2 | 68.2 | 46.3 | 39.52 | 19.4 | 56.22 | 100 | 0 | P | V |
| | | | 15570 | 46.91 | -27.09 | 74 | 41.18 | 37.89 | 23.25 | 55.41 | 100 | 0 | P | V |
| 802.11ax HE40 Full CH 46 5230MHz | | 10460 | 49.88 | -18.32 | 68.2 | 46.93 | 39.72 | 19.44 | 56.21 | 100 | 0 | P | H | |
| | | 15690 | 46.67 | -27.33 | 74 | 41.33 | 37.44 | 23.34 | 55.44 | 100 | 0 | P | H | |
| | | | | | | | | | | | | | | |
| | | | | | | | | | | | | | | |
| | | | 10460 | 49.03 | -19.17 | 68.2 | 46.08 | 39.72 | 19.44 | 56.21 | 100 | 0 | P | V |
| | | | 15690 | 46.92 | -27.08 | 74 | 41.58 | 37.44 | 23.34 | 55.44 | 100 | 0 | P | V |
| Remark | 1. No other spurious found. 2. All results are PASS against Peak and Average limit line. | | | | | | | | | | | | | |



Band 1 5150~5250MHz

WIFI 802.11ax HE40 Partial 242 (Band Edge @ 3m)

| WIFI Ant. 11+6 | Note | Frequency (MHz) | Level (dBμV/m) | Over Limit (dB) | Limit Line (dBμV/m) | Read Level (dBμV) | Antenna Factor (dB/m) | Path Loss (dB) | Preamp Factor (dB) | Ant Pos (cm) | Table Pos (deg) | Peak Avg. (P/A) | Pol. (H/V) |
|--|---|-------------------|------------------|-------------------|-----------------------|-------------------|-------------------------|------------------|----------------------|----------------|-------------------|-----------------|------------|
| 802.11ax HE40 Partial 242/61 CH 38 5190MHz | | 5150 | 69.04 | -4.96 | 74 | 53.86 | 31.8 | 13.05 | 29.67 | 100 | 121 | P | H |
| | | 5148.2 | 47.56 | -6.44 | 54 | 32.38 | 31.8 | 13.05 | 29.67 | 100 | 121 | A | H |
| | * | 5190 | 110.42 | - | - | 95.36 | 31.64 | 13.1 | 29.68 | 100 | 121 | P | H |
| | * | 5190 | 99.66 | - | - | 84.6 | 31.64 | 13.1 | 29.68 | 100 | 121 | A | H |
| | | 5418 | 53.09 | -20.91 | 74 | 37.91 | 31.41 | 13.49 | 29.72 | 100 | 121 | P | H |
| | | 5447.68 | 41.73 | -12.27 | 54 | 26.35 | 31.59 | 13.51 | 29.72 | 100 | 121 | A | H |
| | | 5150 | 64.67 | -9.33 | 74 | 49.49 | 31.8 | 13.05 | 29.67 | 378 | 54 | P | V |
| | | 5150 | 42.73 | -11.27 | 54 | 27.55 | 31.8 | 13.05 | 29.67 | 378 | 54 | A | V |
| | * | 5190 | 107.2 | - | - | 92.14 | 31.64 | 13.1 | 29.68 | 378 | 54 | P | V |
| | * | 5190 | 97.5 | - | - | 82.44 | 31.64 | 13.1 | 29.68 | 378 | 54 | A | V |
| | | 5421.36 | 52.96 | -21.04 | 74 | 37.76 | 31.43 | 13.49 | 29.72 | 378 | 54 | P | V |
| | | 5447.68 | 41.73 | -12.27 | 54 | 26.35 | 31.59 | 13.51 | 29.72 | 378 | 54 | A | V |
| Remark | 1. No other spurious found. 2. All results are PASS against Peak and Average limit line. | | | | | | | | | | | | |



Band 1 5150~5250MHz

WIFI 802.11ax HE40 Partial 242 (Harmonic @ 3m)

| WIFI Ant. 11+6 | Note | Frequency (MHz) | Level (dBμV/m) | Over Limit (dB) | Limit Line (dBμV/m) | Read Level (dBμV) | Antenna Factor (dB/m) | Path Loss (dB) | Preamp Factor (dB) | Ant Pos (cm) | Table Pos (deg) | Peak Avg. (P/A) | Pol. (H/V) | |
|--|---|-------------------|------------------|-------------------|-----------------------|-------------------|-------------------------|------------------|----------------------|----------------|-------------------|-----------------|------------|---|
| 802.11ax HE40 Partial 242/61 CH 38 5190MHz | | 10380 | 48.53 | -19.67 | 68.2 | 45.83 | 39.52 | 19.4 | 56.22 | 100 | 0 | P | H | |
| | | 15570 | 47.13 | -26.87 | 74 | 41.4 | 37.89 | 23.25 | 55.41 | 100 | 0 | P | H | |
| | | | | | | | | | | | | | | |
| | | | 10380 | 48.33 | -19.87 | 68.2 | 45.63 | 39.52 | 19.4 | 56.22 | 100 | 0 | P | V |
| | | | 15570 | 46.97 | -27.03 | 74 | 41.24 | 37.89 | 23.25 | 55.41 | 100 | 0 | P | V |
| | | | | | | | | | | | | | | |
| Remark | 1. No other spurious found. 2. All results are PASS against Peak and Average limit line. | | | | | | | | | | | | | |



Band 1 5150~5250MHz

WIFI 802.11ax HE80 Full (Band Edge @ 3m)

| WIFI Ant. 11+6 | Note | Frequency (MHz) | Level (dBμV/m) | Over Limit (dB) | Limit Line (dBμV/m) | Read Level (dBμV) | Antenna Factor (dB/m) | Path Loss (dB) | Preamp Factor (dB) | Ant Pos (cm) | Table Pos (deg) | Peak Avg. (P/A) | Pol. (H/V) |
|---|---|-------------------|------------------|-------------------|-----------------------|-------------------|-------------------------|------------------|----------------------|----------------|-------------------|-----------------|------------|
| 802.11ax HE80 Full CH 42 5210MHz | | 5140.14 | 61.91 | -12.09 | 74 | 46.74 | 31.8 | 13.04 | 29.67 | 101 | 122 | P | H |
| | | 5150 | 48.19 | -5.81 | 54 | 33.01 | 31.8 | 13.05 | 29.67 | 101 | 122 | A | H |
| | * | 5210 | 105.11 | - | - | 90.12 | 31.54 | 13.13 | 29.68 | 101 | 122 | P | H |
| | * | 5210 | 95.47 | - | - | 80.48 | 31.54 | 13.13 | 29.68 | 101 | 122 | A | H |
| | | 5398.4 | 53.73 | -20.27 | 74 | 38.68 | 31.29 | 13.47 | 29.71 | 101 | 122 | P | H |
| | | 5455.24 | 42.27 | -11.73 | 54 | 26.86 | 31.61 | 13.52 | 29.72 | 101 | 122 | A | H |
| | | 5150 | 58.31 | -15.69 | 74 | 43.13 | 31.8 | 13.05 | 29.67 | 399 | 60 | P | V |
| | | 5149.76 | 44.63 | -9.37 | 54 | 29.45 | 31.8 | 13.05 | 29.67 | 399 | 60 | A | V |
| | * | 5210 | 101.5 | - | - | 86.51 | 31.54 | 13.13 | 29.68 | 399 | 60 | P | V |
| | * | 5210 | 91.73 | - | - | 76.74 | 31.54 | 13.13 | 29.68 | 399 | 60 | A | V |
| | | 5441.8 | 53.4 | -20.6 | 74 | 38.06 | 31.55 | 13.51 | 29.72 | 399 | 60 | P | V |
| | | 5460 | 42.23 | -11.77 | 54 | 26.81 | 31.62 | 13.52 | 29.72 | 399 | 60 | A | V |
| Remark | 1. No other spurious found. 2. All results are PASS against Peak and Average limit line. | | | | | | | | | | | | |



Band 1 5150~5250MHz

WIFI 802.11ax HE80 Full (Harmonic @ 3m)

| WIFI Ant. 11+6 | Note | Frequency (MHz) | Level (dBμV/m) | Over Limit (dB) | Limit Line (dBμV/m) | Read Level (dBμV) | Antenna Factor (dB/m) | Path Loss (dB) | Preamp Factor (dB) | Ant Pos (cm) | Table Pos (deg) | Peak Avg. (P/A) | Pol. (H/V) | |
|----------------------------------|---|-------------------|------------------|-------------------|-----------------------|-------------------|-------------------------|------------------|----------------------|----------------|-------------------|-----------------|------------|---|
| 802.11ax HE80 Full CH 42 5210MHz | | 10420 | 49.35 | -18.85 | 68.2 | 46.51 | 39.64 | 19.42 | 56.22 | 100 | 0 | P | H | |
| | | 15630 | 46.04 | -27.96 | 74 | 40.5 | 37.68 | 23.29 | 55.43 | 100 | 0 | P | H | |
| | | | | | | | | | | | | | | |
| | | | 10420 | 48.8 | -19.4 | 68.2 | 45.96 | 39.64 | 19.42 | 56.22 | 100 | 0 | P | V |
| | | | 15630 | 46.27 | -27.73 | 74 | 40.73 | 37.68 | 23.29 | 55.43 | 100 | 0 | P | V |
| | | | | | | | | | | | | | | |
| Remark | 1. No other spurious found. 2. All results are PASS against Peak and Average limit line. | | | | | | | | | | | | | |



Band 1 5150~5250MHz

WIFI 802.11ax HE80 Partial 484 (Band Edge @ 3m)

| WIFI Ant. 11+6 | Note | Frequency (MHz) | Level (dBμV/m) | Over Limit (dB) | Limit Line (dBμV/m) | Read Level (dBμV) | Antenna Factor (dB/m) | Path Loss (dB) | Preamp Factor (dB) | Ant Pos (cm) | Table Pos (deg) | Peak Avg. (P/A) | Pol. (H/V) |
|---|---|-------------------|------------------|-------------------|-----------------------|-------------------|-------------------------|------------------|----------------------|----------------|-------------------|-----------------|------------|
| 802.11ax HE80 Partial 484/65 CH 42 5210MHz | | 5149.5 | 69.88 | -4.12 | 74 | 54.7 | 31.8 | 13.05 | 29.67 | 100 | 121 | P | H |
| | | 5149.5 | 45.05 | -8.95 | 54 | 29.87 | 31.8 | 13.05 | 29.67 | 100 | 121 | A | H |
| | * | 5210 | 107.11 | - | - | 92.12 | 31.54 | 13.13 | 29.68 | 100 | 121 | P | H |
| | * | 5210 | 96.6 | - | - | 81.61 | 31.54 | 13.13 | 29.68 | 100 | 121 | A | H |
| | | 5428.92 | 53.21 | -20.79 | 74 | 37.97 | 31.47 | 13.49 | 29.72 | 100 | 121 | P | H |
| | | 5447.4 | 41.76 | -12.24 | 54 | 26.39 | 31.58 | 13.51 | 29.72 | 100 | 121 | A | H |
| | | 5146.12 | 60.24 | -13.76 | 74 | 45.07 | 31.8 | 13.04 | 29.67 | 338 | 46 | P | V |
| | | 5149.5 | 43.52 | -10.48 | 54 | 28.34 | 31.8 | 13.05 | 29.67 | 338 | 46 | A | V |
| | * | 5210 | 104.38 | - | - | 89.39 | 31.54 | 13.13 | 29.68 | 338 | 46 | P | V |
| | * | 5210 | 93.93 | - | - | 78.94 | 31.54 | 13.13 | 29.68 | 338 | 46 | A | V |
| | | 5353.88 | 53.54 | -20.46 | 74 | 38.74 | 31.12 | 13.39 | 29.71 | 338 | 46 | P | V |
| | | 5458.88 | 41.74 | -12.26 | 54 | 26.32 | 31.62 | 13.52 | 29.72 | 338 | 46 | A | V |
| Remark | 1. No other spurious found. 2. All results are PASS against Peak and Average limit line. | | | | | | | | | | | | |



Band 1 5150~5250MHz

WIFI 802.11ax HE80 Partial 484 (Harmonic @ 3m)

| WIFI Ant. 11+6 | Note | Frequency (MHz) | Level (dBμV/m) | Over Limit (dB) | Limit Line (dBμV/m) | Read Level (dBμV) | Antenna Factor (dB/m) | Path Loss (dB) | Preamp Factor (dB) | Ant Pos (cm) | Table Pos (deg) | Peak Avg. (P/A) | Pol. (H/V) | |
|--|---|-------------------|------------------|-------------------|-----------------------|-------------------|-------------------------|------------------|----------------------|----------------|-------------------|-----------------|------------|---|
| 802.11ax HE80 Partial 484/65 CH 42 5210MHz | | 10420 | 48.32 | -19.88 | 68.2 | 45.48 | 39.64 | 19.42 | 56.22 | 100 | 0 | P | H | |
| | | 15630 | 47.23 | -26.77 | 74 | 41.69 | 37.68 | 23.29 | 55.43 | 100 | 0 | P | H | |
| | | | | | | | | | | | | | | |
| | | | 10420 | 48.3 | -19.9 | 68.2 | 45.46 | 39.64 | 19.42 | 56.22 | 100 | 0 | P | V |
| | | | 15630 | 46.61 | -27.39 | 74 | 41.07 | 37.68 | 23.29 | 55.43 | 100 | 0 | P | V |
| | | | | | | | | | | | | | | |
| Remark | 1. No other spurious found. 2. All results are PASS against Peak and Average limit line. | | | | | | | | | | | | | |



Band 2 - 5250~5350MHz
WiFi 802.11a (Band Edge @ 3m)

| WiFi Ant. 11+6 | Note | Frequency (MHz) | Level (dBμV/m) | Over Limit (dB) | Limit Line (dBμV/m) | Read Level (dBμV) | Antenna Factor (dB/m) | Path Loss (dB) | Preamp Factor (dB) | Ant Pos (cm) | Table Pos (deg) | Peak Avg. (P/A) | Pol. (H/V) |
|-----------------------------|------|-------------------|------------------|-------------------|-----------------------|-------------------|-------------------------|------------------|----------------------|----------------|-------------------|-----------------|------------|
| 802.11a CH 52 5260MHz | | 5075.48 | 54.12 | -19.88 | 74 | 39.13 | 31.7 | 12.95 | 29.66 | 100 | 120 | P | H |
| | | 5104.38 | 42.56 | -11.44 | 54 | 27.44 | 31.8 | 12.99 | 29.67 | 100 | 120 | A | H |
| | * | 5260 | 113.74 | - | - | 98.93 | 31.28 | 13.22 | 29.69 | 100 | 120 | P | H |
| | * | 5260 | 105.6 | - | - | 90.79 | 31.28 | 13.22 | 29.69 | 100 | 120 | A | H |
| | | 5430.24 | 53.4 | -20.6 | 74 | 38.14 | 31.48 | 13.5 | 29.72 | 100 | 120 | P | H |
| | | 5451.12 | 41.93 | -12.07 | 54 | 26.54 | 31.6 | 13.51 | 29.72 | 100 | 120 | A | H |
| | | 5069.7 | 53.83 | -20.17 | 74 | 38.86 | 31.68 | 12.95 | 29.66 | 344 | 55 | P | V |
| | | 5105.74 | 42.49 | -11.51 | 54 | 27.37 | 31.8 | 12.99 | 29.67 | 344 | 55 | A | V |
| | * | 5260 | 109.16 | - | - | 94.35 | 31.28 | 13.22 | 29.69 | 344 | 55 | P | V |
| | * | 5260 | 101.47 | - | - | 86.66 | 31.28 | 13.22 | 29.69 | 344 | 55 | A | V |
| | | 5425.92 | 53.93 | -20.07 | 74 | 38.7 | 31.46 | 13.49 | 29.72 | 344 | 55 | P | V |
| | | 5452.32 | 41.97 | -12.03 | 54 | 26.58 | 31.6 | 13.51 | 29.72 | 344 | 55 | A | V |
| 802.11a CH 60 5300MHz | | 5146.2 | 53.94 | -20.06 | 74 | 38.77 | 31.8 | 13.04 | 29.67 | 102 | 121 | P | H |
| | | 5149.6 | 43.12 | -10.88 | 54 | 27.94 | 31.8 | 13.05 | 29.67 | 102 | 121 | A | H |
| | * | 5300 | 113.32 | - | - | 98.53 | 31.2 | 13.29 | 29.7 | 102 | 121 | P | H |
| | * | 5300 | 105.9 | - | - | 91.11 | 31.2 | 13.29 | 29.7 | 102 | 121 | A | H |
| | | 5404.56 | 53.64 | -20.36 | 74 | 38.55 | 31.33 | 13.47 | 29.71 | 102 | 121 | P | H |
| | | 5448 | 42.39 | -11.61 | 54 | 27.01 | 31.59 | 13.51 | 29.72 | 102 | 121 | A | H |
| | | 5149.94 | 53.85 | -20.15 | 74 | 38.67 | 31.8 | 13.05 | 29.67 | 343 | 53 | P | V |
| | | 5145.86 | 42.79 | -11.21 | 54 | 27.62 | 31.8 | 13.04 | 29.67 | 343 | 53 | A | V |
| | * | 5300 | 108.94 | - | - | 94.15 | 31.2 | 13.29 | 29.7 | 343 | 53 | P | V |
| | * | 5300 | 101.69 | - | - | 86.9 | 31.2 | 13.29 | 29.7 | 343 | 53 | A | V |
| | | 5352.72 | 54.98 | -19.02 | 74 | 40.2 | 31.11 | 13.38 | 29.71 | 343 | 53 | P | V |
| | | 5452.56 | 42.27 | -11.73 | 54 | 26.87 | 31.61 | 13.51 | 29.72 | 343 | 53 | A | V |



| | | | | | | | | | | | | | |
|--------------------------------------|---|---------|--------|--------|----|-------|-------|-------|-------|-----|-----|---|---|
| 802.11a CH 64 5320MHz | * | 5320 | 112.96 | - | - | 98.17 | 31.16 | 13.33 | 29.7 | 101 | 121 | P | H |
| | * | 5320 | 105.51 | - | - | 90.72 | 31.16 | 13.33 | 29.7 | 101 | 121 | A | H |
| | | 5350.24 | 57.48 | -16.52 | 74 | 42.71 | 31.1 | 13.38 | 29.71 | 101 | 121 | P | H |
| | | 5350.08 | 48.11 | -5.89 | 54 | 33.34 | 31.1 | 13.38 | 29.71 | 101 | 121 | A | H |
| | | | | | | | | | | | | | H |
| | | | | | | | | | | | | | H |
| | * | 5320 | 108.04 | - | - | 93.25 | 31.16 | 13.33 | 29.7 | 358 | 64 | P | V |
| | * | 5320 | 100.07 | - | - | 85.28 | 31.16 | 13.33 | 29.7 | 358 | 64 | A | V |
| | | 5350.72 | 55.75 | -18.25 | 74 | 40.98 | 31.1 | 13.38 | 29.71 | 358 | 64 | P | V |
| | | 5350.08 | 45.68 | -8.32 | 54 | 30.91 | 31.1 | 13.38 | 29.71 | 358 | 64 | A | V |
| | | | | | | | | | | | | | V |
| | | | | | | | | | | | | | V |
| Remark | 1. No other spurious found. 2. All results are PASS against Peak and Average limit line. | | | | | | | | | | | | |



Band 2 5250~5350MHz

WIFI 802.11a (Harmonic @ 3m)

| WIFI Ant. 11+6 | Note | Frequency (MHz) | Level (dBμV/m) | Over Limit (dB) | Limit Line (dBμV/m) | Read Level (dBμV) | Antenna Factor (dB/m) | Path Loss (dB) | Preamp Factor (dB) | Ant Pos (cm) | Table Pos (deg) | Peak Avg. (P/A) | Pol. (H/V) | |
|-----------------------------|------|-------------------|------------------|-------------------|-----------------------|-------------------|-------------------------|------------------|----------------------|----------------|-------------------|-----------------|------------|---|
| 802.11a CH 52 5260MHz | | 10520 | 48.11 | -20.09 | 68.2 | 45 | 39.8 | 19.49 | 56.18 | 100 | 0 | P | H | |
| | | 15780 | 45.59 | -28.41 | 74 | 40.33 | 37.32 | 23.4 | 55.46 | 100 | 0 | P | H | |
| | | | | | | | | | | | | | | |
| | | | 10520 | 48.95 | -19.25 | 68.2 | 45.84 | 39.8 | 19.49 | 56.18 | 100 | 0 | P | V |
| | | | 15780 | 46.59 | -27.41 | 74 | 41.33 | 37.32 | 23.4 | 55.46 | 100 | 0 | P | V |
| | | | | | | | | | | | | | | |
| 802.11a CH 60 5300MHz | | 10600 | 49.01 | -24.99 | 74 | 45.8 | 39.8 | 19.53 | 56.12 | 100 | 0 | P | H | |
| | | 15900 | 46.38 | -27.62 | 74 | 40.87 | 37.5 | 23.49 | 55.48 | 100 | 0 | P | H | |
| | | | | | | | | | | | | | H | |
| | | | | | | | | | | | | | H | |
| | | | 10600 | 49.52 | -24.48 | 74 | 46.31 | 39.8 | 19.53 | 56.12 | 100 | 0 | P | V |
| | | | 15900 | 45.72 | -28.28 | 74 | 40.21 | 37.5 | 23.49 | 55.48 | 100 | 0 | P | V |
| 802.11a CH 64 5320MHz | | | | | | | | | | | | | V | |
| | | | | | | | | | | | | | V | |
| | | | 10640 | 49.31 | -24.69 | 74 | 46.05 | 39.8 | 19.55 | 56.09 | 100 | 0 | P | H |
| | | | 15960 | 46.04 | -27.96 | 74 | 40.68 | 37.32 | 23.53 | 55.49 | 100 | 0 | P | H |
| | | | | | | | | | | | | | | |
| | | | 10640 | 49.26 | -24.74 | 74 | 46 | 39.8 | 19.55 | 56.09 | 100 | 0 | P | V |
| Remark | | | | | | | | | | | | | | |
| | | | | | | | | | | | | | | |

1. No other spurious found.
2. All results are PASS against Peak and Average limit line.



Band 2 5250~5350MHz

WIFI 802.11ax HE20 Full (Band Edge @ 3m)

| WIFI Ant. 11+6 | Note | Frequency (MHz) | Level (dBμV/m) | Over Limit (dB) | Limit Line (dBμV/m) | Read Level (dBμV) | Antenna Factor (dB/m) | Path Loss (dB) | Preamp Factor (dB) | Ant Pos (cm) | Table Pos (deg) | Peak Avg. (P/A) | Pol. (H/V) |
|----------------------------------|------|-------------------|------------------|-------------------|-----------------------|-------------------|-------------------------|------------------|----------------------|----------------|-------------------|-----------------|------------|
| 802.11ax HE20 Full CH 52 5260MHz | | 5109.82 | 54.05 | -19.95 | 74 | 38.92 | 31.8 | 13 | 29.67 | 102 | 120 | P | H |
| | | 5103.7 | 42.95 | -11.05 | 54 | 27.83 | 31.8 | 12.99 | 29.67 | 102 | 120 | A | H |
| | * | 5260 | 112.91 | - | - | 98.1 | 31.28 | 13.22 | 29.69 | 102 | 120 | P | H |
| | * | 5260 | 103.32 | - | - | 88.51 | 31.28 | 13.22 | 29.69 | 102 | 120 | A | H |
| | | 5366.64 | 53.89 | -20.11 | 74 | 39.02 | 31.17 | 13.41 | 29.71 | 102 | 120 | P | H |
| | | 5452.8 | 42.3 | -11.7 | 54 | 26.9 | 31.61 | 13.51 | 29.72 | 102 | 120 | A | H |
| | | 5104.72 | 54.48 | -19.52 | 74 | 39.36 | 31.8 | 12.99 | 29.67 | 346 | 64 | P | V |
| | | 5109.14 | 42.79 | -11.21 | 54 | 27.66 | 31.8 | 13 | 29.67 | 346 | 64 | A | V |
| | * | 5260 | 108.85 | - | - | 94.04 | 31.28 | 13.22 | 29.69 | 346 | 64 | P | V |
| | * | 5260 | 98.75 | - | - | 83.94 | 31.28 | 13.22 | 29.69 | 346 | 64 | A | V |
| | | 5356.8 | 54.11 | -19.89 | 74 | 39.3 | 31.13 | 13.39 | 29.71 | 346 | 64 | P | V |
| | | 5455.2 | 42.27 | -11.73 | 54 | 26.86 | 31.61 | 13.52 | 29.72 | 346 | 64 | A | V |
| 802.11ax HE20 Full CH 60 5300MHz | | 5047.94 | 53.79 | -20.21 | 74 | 38.93 | 31.6 | 12.92 | 29.66 | 107 | 120 | P | H |
| | | 5149.26 | 42.96 | -11.04 | 54 | 27.78 | 31.8 | 13.05 | 29.67 | 107 | 120 | A | H |
| | * | 5300 | 112.46 | - | - | 97.67 | 31.2 | 13.29 | 29.7 | 107 | 120 | P | H |
| | * | 5300 | 103.21 | - | - | 88.42 | 31.2 | 13.29 | 29.7 | 107 | 120 | A | H |
| | | 5404.08 | 53.92 | -20.08 | 74 | 38.84 | 31.32 | 13.47 | 29.71 | 107 | 120 | P | H |
| | | 5454 | 42.35 | -11.65 | 54 | 26.94 | 31.61 | 13.52 | 29.72 | 107 | 120 | A | H |
| | | 5139.74 | 53.65 | -20.35 | 74 | 38.49 | 31.8 | 13.03 | 29.67 | 361 | 62 | P | V |
| | | 5145.18 | 42.78 | -11.22 | 54 | 27.61 | 31.8 | 13.04 | 29.67 | 361 | 62 | A | V |
| | * | 5300 | 109.42 | - | - | 94.63 | 31.2 | 13.29 | 29.7 | 361 | 62 | P | V |
| | * | 5300 | 99.52 | - | - | 84.73 | 31.2 | 13.29 | 29.7 | 361 | 62 | A | V |
| | | 5361.12 | 53.82 | -20.18 | 74 | 38.99 | 31.14 | 13.4 | 29.71 | 361 | 62 | P | V |
| | | 5450.64 | 42.26 | -11.74 | 54 | 26.87 | 31.6 | 13.51 | 29.72 | 361 | 62 | A | V |



| | | | | | | | | | | | | | |
|---|---|---------|--------|--------|----|-------|-------|-------|-------|-----|-----|---|---|
| 802.11ax HE20 Full CH 64 5320MHz | * | 5320 | 113.41 | - | - | 98.62 | 31.16 | 13.33 | 29.7 | 101 | 122 | P | H |
| | * | 5320 | 103.37 | - | - | 88.58 | 31.16 | 13.33 | 29.7 | 101 | 122 | A | H |
| | | 5350.08 | 56.95 | -17.05 | 74 | 42.18 | 31.1 | 13.38 | 29.71 | 101 | 122 | P | H |
| | | 5350.08 | 47.33 | -6.67 | 54 | 32.56 | 31.1 | 13.38 | 29.71 | 101 | 122 | A | H |
| | | | | | | | | | | | | | H |
| | | | | | | | | | | | | | H |
| | * | 5320 | 108.56 | - | - | 93.77 | 31.16 | 13.33 | 29.7 | 399 | 59 | P | V |
| | * | 5320 | 98.88 | - | - | 84.09 | 31.16 | 13.33 | 29.7 | 399 | 59 | A | V |
| | | 5351.84 | 57.46 | -16.54 | 74 | 42.68 | 31.11 | 13.38 | 29.71 | 399 | 59 | P | V |
| | | 5350.08 | 45.18 | -8.82 | 54 | 30.41 | 31.1 | 13.38 | 29.71 | 399 | 59 | A | V |
| | | | | | | | | | | | | V | |
| | | | | | | | | | | | | V | |
| Remark | 1. No other spurious found. 2. All results are PASS against Peak and Average limit line. | | | | | | | | | | | | |



Band 2 5250~5350MHz

WIFI 802.11ax HE20 Full (Harmonic @ 3m)

| WIFI Ant. 11+6 | Note | Frequency (MHz) | Level (dBμV/m) | Over Limit (dB) | Limit Line (dBμV/m) | Read Level (dBμV) | Antenna Factor (dB/m) | Path Loss (dB) | Preamp Factor (dB) | Ant Pos (cm) | Table Pos (deg) | Peak Avg. (P/A) | Pol. (H/V) | |
|---|--|-------------------|------------------|-------------------|-----------------------|-------------------|-------------------------|------------------|----------------------|----------------|-------------------|-----------------|------------|---|
| 802.11ax HE20 Full CH 52 5260MHz | | 10520 | 48.7 | -19.5 | 68.2 | 45.59 | 39.8 | 19.49 | 56.18 | 100 | 0 | P | H | |
| | | 15780 | 46.11 | -27.89 | 74 | 40.85 | 37.32 | 23.4 | 55.46 | 100 | 0 | P | H | |
| | | | | | | | | | | | | | | |
| | | | | | | | | | | | | | | |
| | | | 10520 | 49.3 | -18.9 | 68.2 | 46.19 | 39.8 | 19.49 | 56.18 | 100 | 0 | P | V |
| | | | 15780 | 45.88 | -28.12 | 74 | 40.62 | 37.32 | 23.4 | 55.46 | 100 | 0 | P | V |
| 802.11ax HE20 Full CH 60 5300MHz | | 10600 | 48.54 | -25.46 | 74 | 45.33 | 39.8 | 19.53 | 56.12 | 100 | 0 | P | H | |
| | | 15900 | 46.48 | -27.52 | 74 | 40.97 | 37.5 | 23.49 | 55.48 | 100 | 0 | P | H | |
| | | | | | | | | | | | | | | |
| | | | | | | | | | | | | | | |
| | | | 10600 | 48.6 | -25.4 | 74 | 45.39 | 39.8 | 19.53 | 56.12 | 100 | 0 | P | V |
| | | | 15900 | 47.33 | -26.67 | 74 | 41.82 | 37.5 | 23.49 | 55.48 | 100 | 0 | P | V |
| 802.11ax HE20 Full CH 64 5320MHz | | 10640 | 49.11 | -24.89 | 74 | 45.85 | 39.8 | 19.55 | 56.09 | 100 | 0 | P | H | |
| | | 15960 | 45.65 | -28.35 | 74 | 40.29 | 37.32 | 23.53 | 55.49 | 100 | 0 | P | H | |
| | | | | | | | | | | | | | | |
| | | | | | | | | | | | | | | |
| | | | 10640 | 48.44 | -25.56 | 74 | 45.18 | 39.8 | 19.55 | 56.09 | 100 | 0 | P | V |
| | | | 15960 | 46.18 | -27.82 | 74 | 40.82 | 37.32 | 23.53 | 55.49 | 100 | 0 | P | V |
| Remark | 1. No other spurious found. | | | | | | | | | | | | | |
| | 2. All results are PASS against Peak and Average limit line. | | | | | | | | | | | | | |



Band 2 5250~5350MHz

WIFI 802.11ax HE20 Partial 106 (Band Edge @ 3m)

| WIFI Ant. 11+6 | Note | Frequency (MHz) | Level (dBμV/m) | Over Limit (dB) | Limit Line (dBμV/m) | Read Level (dBμV) | Antenna Factor (dB/m) | Path Loss (dB) | Preamp Factor (dB) | Ant Pos (cm) | Table Pos (deg) | Peak Avg. (P/A) | Pol. (H/V) |
|--|---|-------------------|------------------|-------------------|-----------------------|-------------------|-------------------------|------------------|----------------------|----------------|-------------------|-----------------|------------|
| 802.11ax HE20 Partial 106/54 CH 64 5320MHz | * | 5320 | 111.93 | - | - | 97.14 | 31.16 | 13.33 | 29.7 | 100 | 120 | P | H |
| | * | 5320 | 102.68 | - | - | 87.89 | 31.16 | 13.33 | 29.7 | 100 | 120 | A | H |
| | | 5452.16 | 53.47 | -20.53 | 74 | 38.08 | 31.6 | 13.51 | 29.72 | 100 | 120 | P | H |
| | | 5448 | 41.72 | -12.28 | 54 | 26.34 | 31.59 | 13.51 | 29.72 | 100 | 120 | A | H |
| | | | | | | | | | | | | | H |
| | | | | | | | | | | | | | H |
| | * | 5320 | 109.41 | - | - | 94.62 | 31.16 | 13.33 | 29.7 | 359 | 55 | P | V |
| | * | 5320 | 99.48 | - | - | 84.69 | 31.16 | 13.33 | 29.7 | 359 | 55 | A | V |
| | | 5442.72 | 53.46 | -20.54 | 74 | 38.11 | 31.56 | 13.51 | 29.72 | 359 | 55 | P | V |
| | | 5456.16 | 41.71 | -12.29 | 54 | 26.3 | 31.61 | 13.52 | 29.72 | 359 | 55 | A | V |
| | | | | | | | | | | | | V | |
| | | | | | | | | | | | | V | |
| Remark | 1. No other spurious found. 2. All results are PASS against Peak and Average limit line. | | | | | | | | | | | | |



Band 2 5250~5350MHz

WIFI 802.11ax HE20 Partial 106 (Harmonic @ 3m)

| WIFI Ant. 11+6 | Note | Frequency (MHz) | Level (dBμV/m) | Over Limit (dB) | Limit Line (dBμV/m) | Read Level (dBμV) | Antenna Factor (dB/m) | Path Loss (dB) | Preamp Factor (dB) | Ant Pos (cm) | Table Pos (deg) | Peak Avg. (P/A) | Pol. (H/V) | |
|--|---|-------------------|------------------|-------------------|-----------------------|-------------------|-------------------------|------------------|----------------------|----------------|-------------------|-----------------|------------|---|
| 802.11ax HE20 Partial 106/54 CH 64 5320MHz | | 10640 | 48.44 | -25.56 | 74 | 45.18 | 39.8 | 19.55 | 56.09 | 100 | 0 | P | H | |
| | | 15960 | 46.05 | -27.95 | 74 | 40.69 | 37.32 | 23.53 | 55.49 | 100 | 0 | P | H | |
| | | | | | | | | | | | | | | |
| | | | 10640 | 48.06 | -25.94 | 74 | 44.8 | 39.8 | 19.55 | 56.09 | 100 | 0 | P | V |
| | | | 15960 | 46.03 | -27.97 | 74 | 40.67 | 37.32 | 23.53 | 55.49 | 100 | 0 | P | V |
| | | | | | | | | | | | | | | |
| Remark | 1. No other spurious found. 2. All results are PASS against Peak and Average limit line. | | | | | | | | | | | | | |



Band 2 5250~5350MHz

WIFI 802.11ax HE40 Full (Band Edge @ 3m)

| WIFI Ant. 11+6 | Note | Frequency (MHz) | Level (dBμV/m) | Over Limit (dB) | Limit Line (dBμV/m) | Read Level (dBμV) | Antenna Factor (dB/m) | Path Loss (dB) | Preamp Factor (dB) | Ant Pos (cm) | Table Pos (deg) | Peak Avg. (P/A) | Pol. (H/V) | |
|---|---|-------------------|------------------|-------------------|-----------------------|---------------------|-------------------------|------------------|----------------------|----------------|-------------------|-------------------|--------------|---|
| 802.11ax HE40 Full CH 54 5270MHz | | 5104.04 | 54.33 | -19.67 | 74 | 39.21 | 31.8 | 12.99 | 29.67 | 101 | 121 | P | H | |
| | | 5110.16 | 42.8 | -11.2 | 54 | 27.67 | 31.8 | 13 | 29.67 | 101 | 121 | A | H | |
| | * | 5270 | 109.48 | - | - | 94.67 | 31.26 | 13.24 | 29.69 | 101 | 121 | P | H | |
| | * | 5270 | 100.04 | - | - | 85.23 | 31.26 | 13.24 | 29.69 | 101 | 121 | A | H | |
| | | 5398.8 | 54.83 | -19.17 | 74 | 39.77 | 31.3 | 13.47 | 29.71 | 101 | 121 | P | H | |
| | | 5457.12 | 42.29 | -11.71 | 54 | 26.88 | 31.61 | 13.52 | 29.72 | 101 | 121 | A | H | |
| | | | | | | | | | | | | | | V |
| | | 5087.38 | 53.85 | -20.15 | 74 | 38.79 | 31.75 | 12.97 | 29.66 | 344 | 54 | P | V | |
| | | 5122.74 | 42.73 | -11.27 | 54 | 27.59 | 31.8 | 13.01 | 29.67 | 344 | 54 | A | V | |
| | * | 5270 | 106.6 | - | - | 91.79 | 31.26 | 13.24 | 29.69 | 344 | 54 | P | V | |
| | * | 5270 | 96.01 | - | - | 81.2 | 31.26 | 13.24 | 29.69 | 344 | 54 | A | V | |
| | 5388.24 | 54.65 | -19.35 | 74 | 39.66 | 31.25 | 13.45 | 29.71 | 344 | 54 | P | V | | |
| 802.11ax HE40 Full CH 62 5310MHz | | 5116.62 | 53.72 | -20.28 | 74 | 38.58 | 31.8 | 13.01 | 29.67 | 101 | 122 | P | H | |
| | | 5149.26 | 42.72 | -11.28 | 54 | 27.54 | 31.8 | 13.05 | 29.67 | 101 | 122 | A | H | |
| | * | 5310 | 108.38 | - | - | 93.59 | 31.18 | 13.31 | 29.7 | 101 | 122 | P | H | |
| | * | 5310 | 99.32 | - | - | 84.53 | 31.18 | 13.31 | 29.7 | 101 | 122 | A | H | |
| | | 5354.4 | 59.49 | -14.51 | 74 | 44.69 | 31.12 | 13.39 | 29.71 | 101 | 122 | P | H | |
| | | 5350.08 | 48.69 | -5.31 | 54 | 33.92 | 31.1 | 13.38 | 29.71 | 101 | 122 | A | H | |
| | | 5149.26 | 53.12 | -20.88 | 74 | 37.94 | 31.8 | 13.05 | 29.67 | 342 | 54 | P | V | |
| | | 5148.58 | 42.66 | -11.34 | 54 | 27.48 | 31.8 | 13.05 | 29.67 | 342 | 54 | A | V | |
| | * | 5310 | 106.18 | - | - | 91.39 | 31.18 | 13.31 | 29.7 | 342 | 54 | P | V | |
| | * | 5310 | 95.31 | - | - | 80.52 | 31.18 | 13.31 | 29.7 | 342 | 54 | A | V | |
| | | 5350.32 | 58.99 | -15.01 | 74 | 44.22 | 31.1 | 13.38 | 29.71 | 342 | 54 | P | V | |
| | 5350.08 | 45.42 | -8.58 | 54 | 30.65 | 31.1 | 13.38 | 29.71 | 342 | 54 | A | V | | |
| Remark | 1. No other spurious found. 2. All results are PASS against Peak and Average limit line. | | | | | | | | | | | | | |



Band 2 5250~5350MHz

WIFI 802.11ax HE40 Full (Harmonic @ 3m)

| WIFI Ant. 11+6 | Note | Frequency (MHz) | Level (dBμV/m) | Over Limit (dB) | Limit Line (dBμV/m) | Read Level (dBμV) | Antenna Factor (dB/m) | Path Loss (dB) | Preamp Factor (dB) | Ant Pos (cm) | Table Pos (deg) | Peak Avg. (P/A) | Pol. (H/V) | |
|---|---|-------------------|------------------|-------------------|-----------------------|---------------------|-------------------------|------------------|----------------------|----------------|-------------------|-------------------|--------------|---|
| 802.11ax HE40 Full CH 54 5270MHz | | 10540 | 48.21 | -19.99 | 68.2 | 45.08 | 39.8 | 19.5 | 56.17 | 100 | 0 | P | H | |
| | | 15810 | 45.61 | -28.39 | 74 | 40.33 | 37.32 | 23.42 | 55.46 | 100 | 0 | P | H | |
| | | | | | | | | | | | | | | |
| | | | | | | | | | | | | | | |
| | | | 10540 | 47.81 | -20.39 | 68.2 | 44.68 | 39.8 | 19.5 | 56.17 | 100 | 0 | P | V |
| | | | 15810 | 46.03 | -27.97 | 74 | 40.75 | 37.32 | 23.42 | 55.46 | 100 | 0 | P | V |
| 802.11ax HE40 Full CH 62 5310MHz | | 10620 | 49.17 | -24.83 | 74 | 45.93 | 39.8 | 19.54 | 56.1 | 100 | 0 | P | H | |
| | | 15930 | 46.1 | -27.9 | 74 | 40.67 | 37.41 | 23.51 | 55.49 | 100 | 0 | P | H | |
| | | | | | | | | | | | | | | |
| | | | | | | | | | | | | | | |
| | | | 10620 | 49.11 | -24.89 | 74 | 45.87 | 39.8 | 19.54 | 56.1 | 100 | 0 | P | V |
| | | | 15930 | 46.39 | -27.61 | 74 | 40.96 | 37.41 | 23.51 | 55.49 | 100 | 0 | P | V |
| Remark | 1. No other spurious found. 2. All results are PASS against Peak and Average limit line. | | | | | | | | | | | | | |



Band 2 5250~5350MHz

WIFI 802.11ax HE40 Partial 242 (Band Edge @ 3m)

| WIFI Ant. 11+6 | Note | Frequency (MHz) | Level (dBμV/m) | Over Limit (dB) | Limit Line (dBμV/m) | Read Level (dBμV) | Antenna Factor (dB/m) | Path Loss (dB) | Preamp Factor (dB) | Ant Pos (cm) | Table Pos (deg) | Peak Avg. (P/A) | Pol. (H/V) |
|--|---|-------------------|------------------|-------------------|-----------------------|-------------------|-------------------------|------------------|----------------------|----------------|-------------------|-----------------|------------|
| 802.11ax HE40 Partial 242/62 CH 62 5310MHz | | 5056.78 | 53.27 | -20.73 | 74 | 38.37 | 31.63 | 12.93 | 29.66 | 100 | 120 | P | H |
| | | 5148.24 | 42.06 | -11.94 | 54 | 26.88 | 31.8 | 13.05 | 29.67 | 100 | 120 | A | H |
| | * | 5310 | 109.83 | - | - | 95.04 | 31.18 | 13.31 | 29.7 | 100 | 120 | P | H |
| | * | 5310 | 99.3 | - | - | 84.51 | 31.18 | 13.31 | 29.7 | 100 | 120 | A | H |
| | | 5358.96 | 61.89 | -12.11 | 74 | 47.06 | 31.14 | 13.4 | 29.71 | 100 | 120 | P | H |
| | | 5353.44 | 42.11 | -11.89 | 54 | 27.32 | 31.11 | 13.39 | 29.71 | 100 | 120 | A | H |
| | | 5126.14 | 54.85 | -19.15 | 74 | 39.7 | 31.8 | 13.02 | 29.67 | 361 | 53 | P | V |
| | | 5105.06 | 42.02 | -11.98 | 54 | 26.9 | 31.8 | 12.99 | 29.67 | 361 | 53 | A | V |
| | * | 5310 | 106.96 | - | - | 92.17 | 31.18 | 13.31 | 29.7 | 361 | 53 | P | V |
| | * | 5310 | 96.35 | - | - | 81.56 | 31.18 | 13.31 | 29.7 | 361 | 53 | A | V |
| | | 5356.32 | 56.54 | -17.46 | 74 | 41.73 | 31.13 | 13.39 | 29.71 | 361 | 53 | P | V |
| | | 5456.16 | 41.7 | -12.3 | 54 | 26.29 | 31.61 | 13.52 | 29.72 | 361 | 53 | A | V |
| Remark | 1. No other spurious found. 2. All results are PASS against Peak and Average limit line. | | | | | | | | | | | | |



Band 2 5250~5350MHz

WIFI 802.11ax HE40 Partial 242 (Harmonic @ 3m)

| WIFI Ant. 11+6 | Note | Frequency (MHz) | Level (dBμV/m) | Over Limit (dB) | Limit Line (dBμV/m) | Read Level (dBμV) | Antenna Factor (dB/m) | Path Loss (dB) | Preamp Factor (dB) | Ant Pos (cm) | Table Pos (deg) | Peak Avg. (P/A) | Pol. (H/V) | |
|---|---|-------------------|------------------|-------------------|-----------------------|-------------------|-------------------------|------------------|----------------------|----------------|-------------------|-----------------|------------|---|
| 802.11ax HE40 Partial 242/62 CH 62 5310MHz | | 10620 | 48.1 | -25.9 | 74 | 44.86 | 39.8 | 19.54 | 56.1 | 100 | 0 | P | H | |
| | | 15930 | 46.71 | -27.29 | 74 | 41.28 | 37.41 | 23.51 | 55.49 | 100 | 0 | P | H | |
| | | | | | | | | | | | | | | |
| | | | 10620 | 48.91 | -25.09 | 74 | 45.67 | 39.8 | 19.54 | 56.1 | 100 | 0 | P | V |
| | | | 15930 | 46.03 | -27.97 | 74 | 40.6 | 37.41 | 23.51 | 55.49 | 100 | 0 | P | V |
| | | | | | | | | | | | | | | |
| Remark | 1. No other spurious found. 2. All results are PASS against Peak and Average limit line. | | | | | | | | | | | | | |



Band 2 5250~5350MHz

WIFI 802.11ax HE80 Full (Band Edge @ 3m)

| WIFI Ant. 11+6 | Note | Frequency (MHz) | Level (dBμV/m) | Over Limit (dB) | Limit Line (dBμV/m) | Read Level (dBμV) | Antenna Factor (dB/m) | Path Loss (dB) | Preamp Factor (dB) | Ant Pos (cm) | Table Pos (deg) | Peak Avg. (P/A) | Pol. (H/V) |
|---|---|-------------------|------------------|-------------------|-----------------------|-------------------|-------------------------|------------------|----------------------|----------------|-------------------|-----------------|------------|
| 802.11ax HE80 Full CH 58 5290MHz | | 5042.84 | 54.21 | -19.79 | 74 | 39.37 | 31.59 | 12.91 | 29.66 | 100 | 122 | P | H |
| | | 5149.94 | 42.84 | -11.16 | 54 | 27.66 | 31.8 | 13.05 | 29.67 | 100 | 122 | A | H |
| | * | 5290 | 105.31 | - | - | 90.52 | 31.22 | 13.27 | 29.7 | 100 | 122 | P | H |
| | * | 5290 | 95.63 | - | - | 80.84 | 31.22 | 13.27 | 29.7 | 100 | 122 | A | H |
| | | 5352 | 59.97 | -14.03 | 74 | 45.19 | 31.11 | 13.38 | 29.71 | 100 | 122 | P | H |
| | | 5351.28 | 48.35 | -5.65 | 54 | 33.57 | 31.11 | 13.38 | 29.71 | 100 | 122 | A | H |
| | | 5126.82 | 54.62 | -19.38 | 74 | 39.47 | 31.8 | 13.02 | 29.67 | 346 | 53 | P | V |
| | | 5142.8 | 42.72 | -11.28 | 54 | 27.55 | 31.8 | 13.04 | 29.67 | 346 | 53 | A | V |
| | * | 5290 | 100.97 | - | - | 86.18 | 31.22 | 13.27 | 29.7 | 346 | 53 | P | V |
| | * | 5290 | 91.51 | - | - | 76.72 | 31.22 | 13.27 | 29.7 | 346 | 53 | A | V |
| | | 5350.56 | 55.98 | -18.02 | 74 | 41.21 | 31.1 | 13.38 | 29.71 | 346 | 53 | P | V |
| | | 5350.32 | 44.94 | -9.06 | 54 | 30.17 | 31.1 | 13.38 | 29.71 | 346 | 53 | A | V |
| Remark | 1. No other spurious found. 2. All results are PASS against Peak and Average limit line. | | | | | | | | | | | | |



Band 2 5250~5350MHz

WIFI 802.11ax HE80 Full (Harmonic @ 3m)

| WIFI Ant. 11+6 | Note | Frequency (MHz) | Level (dBμV/m) | Over Limit (dB) | Limit Line (dBμV/m) | Read Level (dBμV) | Antenna Factor (dB/m) | Path Loss (dB) | Preamp Factor (dB) | Ant Pos (cm) | Table Pos (deg) | Peak Avg. (P/A) | Pol. (H/V) | |
|----------------------------------|---|-------------------|------------------|-------------------|-----------------------|-------------------|-------------------------|------------------|----------------------|----------------|-------------------|-----------------|------------|---|
| 802.11ax HE80 Full CH 58 5290MHz | | 10580 | 48.39 | -19.81 | 68.2 | 45.21 | 39.8 | 19.52 | 56.14 | 100 | 0 | P | H | |
| | | 15870 | 46.32 | -27.68 | 74 | 40.88 | 37.44 | 23.47 | 55.47 | 100 | 0 | P | H | |
| | | | | | | | | | | | | | | |
| | | | | | | | | | | | | | | |
| | | | 10580 | 49.38 | -18.82 | 68.2 | 46.2 | 39.8 | 19.52 | 56.14 | 100 | 0 | P | V |
| | | | 15870 | 46.38 | -27.62 | 74 | 40.94 | 37.44 | 23.47 | 55.47 | 100 | 0 | P | V |
| | | | | | | | | | | | | | | |
| | | | | | | | | | | | | | | |
| Remark | 1. No other spurious found. 2. All results are PASS against Peak and Average limit line. | | | | | | | | | | | | | |



Band 2 5250~5350MHz

WIFI 802.11ax HE80 Partial 484 (Band Edge @ 3m)

| WIFI Ant. 11+6 | Note | Frequency (MHz) | Level (dBμV/m) | Over Limit (dB) | Limit Line (dBμV/m) | Read Level (dBμV) | Antenna Factor (dB/m) | Path Loss (dB) | Preamp Factor (dB) | Ant Pos (cm) | Table Pos (deg) | Peak Avg. (P/A) | Pol. (H/V) |
|--|---|-------------------|------------------|-------------------|-----------------------|-------------------|-------------------------|------------------|----------------------|----------------|-------------------|-----------------|------------|
| 802.11ax HE80 Partial 484/66 CH 58 5290MHz | | 5029.92 | 53.25 | -20.75 | 74 | 38.44 | 31.56 | 12.9 | 29.65 | 100 | 118 | P | H |
| | | 5142.12 | 42.11 | -11.89 | 54 | 26.94 | 31.8 | 13.04 | 29.67 | 100 | 118 | A | H |
| | * | 5290 | 104.81 | - | - | 90.02 | 31.22 | 13.27 | 29.7 | 100 | 118 | P | H |
| | * | 5290 | 96 | - | - | 81.21 | 31.22 | 13.27 | 29.7 | 100 | 118 | A | H |
| | | 5373.36 | 65.71 | -8.29 | 74 | 50.81 | 31.19 | 13.42 | 29.71 | 100 | 118 | P | H |
| | | 5350.32 | 44.41 | -9.59 | 54 | 29.64 | 31.1 | 13.38 | 29.71 | 100 | 118 | A | H |
| | | 5122.74 | 53.64 | -20.36 | 74 | 38.5 | 31.8 | 13.01 | 29.67 | 360 | 55 | P | V |
| | | 5095.2 | 42.06 | -11.94 | 54 | 26.97 | 31.78 | 12.98 | 29.67 | 360 | 55 | A | V |
| | * | 5290 | 103.07 | - | - | 88.28 | 31.22 | 13.27 | 29.7 | 360 | 55 | P | V |
| | * | 5290 | 93.12 | - | - | 78.33 | 31.22 | 13.27 | 29.7 | 360 | 55 | A | V |
| | | 5357.76 | 57.01 | -16.99 | 74 | 42.2 | 31.13 | 13.39 | 29.71 | 360 | 55 | P | V |
| | | 5350.08 | 42.44 | -11.56 | 54 | 27.67 | 31.1 | 13.38 | 29.71 | 360 | 55 | A | V |
| Remark | 1. No other spurious found. 2. All results are PASS against Peak and Average limit line. | | | | | | | | | | | | |



Band 2 5250~5350MHz

WIFI 802.11ax HE80 Partial 484 (Harmonic @ 3m)

| WIFI Ant. 11+6 | Note | Frequency (MHz) | Level (dBμV/m) | Over Limit (dB) | Limit Line (dBμV/m) | Read Level (dBμV) | Antenna Factor (dB/m) | Path Loss (dB) | Preamp Factor (dB) | Ant Pos (cm) | Table Pos (deg) | Peak Avg. (P/A) | Pol. (H/V) | |
|--|---|-------------------|------------------|-------------------|-----------------------|-------------------|-------------------------|------------------|----------------------|----------------|-------------------|-----------------|------------|---|
| 802.11ax HE80 Partial 484/66 CH 58 5290MHz | | 10580 | 47.75 | -20.45 | 68.2 | 44.57 | 39.8 | 19.52 | 56.14 | 100 | 0 | P | H | |
| | | 15870 | 46.31 | -27.69 | 74 | 40.87 | 37.44 | 23.47 | 55.47 | 100 | 0 | P | H | |
| | | | | | | | | | | | | | | |
| | | | 10580 | 48.29 | -19.91 | 68.2 | 45.11 | 39.8 | 19.52 | 56.14 | 100 | 0 | P | V |
| | | | 15870 | 46.39 | -27.61 | 74 | 40.95 | 37.44 | 23.47 | 55.47 | 100 | 0 | P | V |
| | | | | | | | | | | | | | | |
| Remark | 1. No other spurious found. 2. All results are PASS against Peak and Average limit line. | | | | | | | | | | | | | |



Band 3 - 5470~5725MHz
WIFI 802.11a (Band Edge @ 3m)

| WIFI Ant. 11+6 | Note | Frequency (MHz) | Level (dBμV/m) | Over Limit (dB) | Limit Line (dBμV/m) | Read Level (dBμV) | Antenna Factor (dB/m) | Path Loss (dB) | Preamp Factor (dB) | Ant Pos (cm) | Table Pos (deg) | Peak Avg. (P/A) | Pol. (H/V) | |
|------------------------------|------|-------------------|------------------|-------------------|-----------------------|-------------------|-------------------------|------------------|----------------------|----------------|-------------------|-----------------|------------|---|
| 802.11a CH 100 5500MHz | | 5442.64 | 54.32 | -19.68 | 74 | 38.97 | 31.56 | 13.51 | 29.72 | 100 | 118 | P | H | |
| | | 5469.52 | 60.97 | -7.23 | 68.2 | 45.53 | 31.64 | 13.53 | 29.73 | 100 | 118 | P | H | |
| | | 5459.92 | 42.62 | -11.38 | 54 | 27.2 | 31.62 | 13.52 | 29.72 | 100 | 118 | A | H | |
| | * | 5500 | 112.81 | - | - | 97.28 | 31.7 | 13.56 | 29.73 | 100 | 118 | P | H | |
| | * | 5500 | 105.33 | - | - | 89.8 | 31.7 | 13.56 | 29.73 | 100 | 118 | A | H | |
| | | | | | | | | | | | | | | H |
| | | | 5408.4 | 54.15 | -19.85 | 74 | 39.04 | 31.35 | 13.48 | 29.72 | 355 | 50 | P | V |
| | | | 5469.52 | 56.72 | -11.48 | 68.2 | 41.28 | 31.64 | 13.53 | 29.73 | 355 | 50 | P | V |
| | | | 5459.92 | 41.94 | -12.06 | 54 | 26.52 | 31.62 | 13.52 | 29.72 | 355 | 50 | A | V |
| | * | | 5500 | 109.29 | - | - | 93.76 | 31.7 | 13.56 | 29.73 | 355 | 50 | P | V |
| | * | | 5500 | 101.7 | - | - | 86.17 | 31.7 | 13.56 | 29.73 | 355 | 50 | A | V |
| | | | | | | | | | | | | | | V |
| 802.11a CH 116 5580MHz | | 5386.72 | 53.83 | -20.17 | 74 | 38.84 | 31.25 | 13.45 | 29.71 | 101 | 119 | P | H | |
| | | 5468.56 | 52.71 | -15.49 | 68.2 | 37.26 | 31.64 | 13.53 | 29.72 | 101 | 119 | P | H | |
| | | 5429.92 | 42.06 | -11.94 | 54 | 26.8 | 31.48 | 13.5 | 29.72 | 101 | 119 | A | H | |
| | * | 5580 | 112.95 | - | - | 97.43 | 31.66 | 13.62 | 29.76 | 101 | 119 | P | H | |
| | * | 5580 | 105.44 | - | - | 89.92 | 31.66 | 13.62 | 29.76 | 101 | 119 | A | H | |
| | | | 5733.185 | 54.11 | -14.09 | 68.2 | 38.27 | 31.9 | 13.76 | 29.82 | 101 | 119 | P | H |
| | | | 5446.72 | 53.19 | -20.81 | 74 | 37.82 | 31.58 | 13.51 | 29.72 | 326 | 52 | P | V |
| | | | 5465.92 | 53.74 | -14.46 | 68.2 | 38.3 | 31.63 | 13.53 | 29.72 | 326 | 52 | P | V |
| | | | 5459.2 | 41.71 | -12.29 | 54 | 26.29 | 31.62 | 13.52 | 29.72 | 326 | 52 | A | V |
| | * | | 5580 | 108.95 | - | - | 93.43 | 31.66 | 13.62 | 29.76 | 326 | 52 | P | V |
| | * | | 5580 | 101.74 | - | - | 86.22 | 31.66 | 13.62 | 29.76 | 326 | 52 | A | V |
| | | | 5736.965 | 54.39 | -13.81 | 68.2 | 38.53 | 31.92 | 13.76 | 29.82 | 326 | 52 | P | V |



| | | | | | | | | | | | | | |
|---------------------------------------|---|--------|--------|--------|------|-------|-------|-------|-------|-----|-----|---|---|
| 802.11a CH 140 5700MHz | * | 5700 | 112.32 | - | - | 96.7 | 31.7 | 13.73 | 29.81 | 100 | 117 | P | H |
| | * | 5700 | 105.12 | - | - | 89.5 | 31.7 | 13.73 | 29.81 | 100 | 117 | A | H |
| | | 5725.4 | 60.66 | -7.54 | 68.2 | 44.88 | 31.85 | 13.75 | 29.82 | 100 | 117 | P | H |
| | | | | | | | | | | | | | H |
| | | | | | | | | | | | | | H |
| | | | | | | | | | | | | | H |
| | * | 5700 | 109.27 | - | - | 93.65 | 31.7 | 13.73 | 29.81 | 388 | 34 | P | V |
| | * | 5700 | 101.61 | - | - | 85.99 | 31.7 | 13.73 | 29.81 | 388 | 34 | A | V |
| | | 5728.2 | 56.38 | -11.82 | 68.2 | 40.57 | 31.87 | 13.76 | 29.82 | 388 | 34 | P | V |
| | | | | | | | | | | | | | V |
| | | | | | | | | | | | | | V |
| | | | | | | | | | | | | | V |
| Remark | 1. No other spurious found. 2. All results are PASS against Peak and Average limit line. | | | | | | | | | | | | |



Band 3 - 5470~5725MHz

WIFI 802.11a (Harmonic @ 3m)

| WIFI Ant. 11+6 | Note | Frequency (MHz) | Level (dBµV/m) | Over Limit (dB) | Limit Line (dBµV/m) | Read Level (dBµV) | Antenna Factor (dB/m) | Path Loss (dB) | Preamp Factor (dB) | Ant Pos (cm) | Table Pos (deg) | Peak Avg. (P/A) | Pol. (H/V) | |
|------------------------------|---|-------------------|------------------|-------------------|-----------------------|-------------------|-------------------------|------------------|----------------------|----------------|-------------------|-----------------|------------|---|
| 802.11a CH 100 5500MHz | | 11000 | 49.07 | -24.93 | 74 | 45.02 | 40.1 | 19.75 | 55.8 | 100 | 0 | P | H | |
| | | 16500 | 47.93 | -20.27 | 68.2 | 40.31 | 39 | 24.32 | 55.7 | 100 | 0 | P | H | |
| | | | | | | | | | | | | | H | |
| | | | | | | | | | | | | | H | |
| | | | 11000 | 49.78 | -24.22 | 74 | 45.73 | 40.1 | 19.75 | 55.8 | 100 | 0 | P | V |
| | | | 16500 | 47.19 | -21.01 | 68.2 | 39.57 | 39 | 24.32 | 55.7 | 100 | 0 | P | V |
| | | | | | | | | | | | | | | V |
| | | | | | | | | | | | | | | V |
| 802.11a CH 116 5580MHz | | 11160 | 49.01 | -24.99 | 74 | 45.02 | 39.82 | 19.87 | 55.7 | 100 | 0 | P | H | |
| | | 16740 | 50.08 | -18.12 | 68.2 | 41.69 | 39.74 | 24.69 | 56.04 | 100 | 0 | P | H | |
| | | | | | | | | | | | | | | |
| | | | | | | | | | | | | | | |
| | | | 11160 | 49.14 | -24.86 | 74 | 45.15 | 39.82 | 19.87 | 55.7 | 100 | 0 | P | V |
| | | | 16740 | 49.74 | -18.46 | 68.2 | 41.35 | 39.74 | 24.69 | 56.04 | 100 | 0 | P | V |
| | | | | | | | | | | | | | | |
| | | | | | | | | | | | | | | |
| 802.11a CH 140 5700MHz | | 11400 | 48.49 | -25.51 | 74 | 44.01 | 40 | 20.04 | 55.56 | 100 | 0 | P | H | |
| | | 17100 | 47.82 | -20.38 | 68.2 | 38.85 | 40.4 | 25.11 | 56.54 | 100 | 0 | P | H | |
| | | | | | | | | | | | | | | |
| | | | | | | | | | | | | | | |
| | | | 11400 | 49.34 | -24.66 | 74 | 44.86 | 40 | 20.04 | 55.56 | 100 | 0 | P | V |
| | | | 17100 | 49.24 | -18.96 | 68.2 | 40.27 | 40.4 | 25.11 | 56.54 | 100 | 0 | P | V |
| | | | | | | | | | | | | | | |
| | | | | | | | | | | | | | | |
| Remark | 1. No other spurious found. 2. All results are PASS against Peak and Average limit line. | | | | | | | | | | | | | |



Band 3 - 5470~5725MHz

WIFI 802.11ax HE20 Full (Band Edge @ 3m)

| WIFI Ant. 11+6 | Note | Frequency (MHz) | Level (dBμV/m) | Over Limit (dB) | Limit Line (dBμV/m) | Read Level (dBμV) | Antenna Factor (dB/m) | Path Loss (dB) | Preamp Factor (dB) | Ant Pos (cm) | Table Pos (deg) | Peak Avg. (P/A) | Pol. (H/V) | |
|-----------------------------------|------|-------------------|------------------|-------------------|-----------------------|-------------------|-------------------------|------------------|----------------------|----------------|-------------------|-----------------|------------|---|
| 802.11ax HE20 Full CH 100 5500MHz | | 5418.64 | 53.91 | -20.09 | 74 | 38.73 | 31.41 | 13.49 | 29.72 | 100 | 120 | P | H | |
| | | 5469.36 | 59.99 | -8.21 | 68.2 | 44.55 | 31.64 | 13.53 | 29.73 | 100 | 120 | P | H | |
| | | 5460 | 42.52 | -11.48 | 54 | 27.1 | 31.62 | 13.52 | 29.72 | 100 | 120 | A | H | |
| | * | 5500 | 113.1 | - | - | 97.57 | 31.7 | 13.56 | 29.73 | 100 | 120 | P | H | |
| | * | 5500 | 103.29 | - | - | 87.76 | 31.7 | 13.56 | 29.73 | 100 | 120 | A | H | |
| | | 5439.28 | 54.65 | -19.35 | 74 | 39.33 | 31.54 | 13.5 | 29.72 | 354 | 49 | P | V | |
| | | 5469.84 | 55.26 | -12.94 | 68.2 | 39.82 | 31.64 | 13.53 | 29.73 | 354 | 49 | P | V | |
| | | 5458.8 | 41.89 | -12.11 | 54 | 26.47 | 31.62 | 13.52 | 29.72 | 354 | 49 | A | V | |
| | * | 5500 | 109.4 | - | - | 93.87 | 31.7 | 13.56 | 29.73 | 354 | 49 | P | V | |
| | * | 5500 | 99.29 | - | - | 83.76 | 31.7 | 13.56 | 29.73 | 354 | 49 | A | V | |
| | | | | | | | | | | | | | | V |
| | | | | | | | | | | | | | | V |
| 802.11ax HE20 Full CH 116 5580MHz | | 5422.24 | 53.87 | -20.13 | 74 | 38.67 | 31.43 | 13.49 | 29.72 | 100 | 119 | P | H | |
| | | 5462.56 | 53.3 | -14.9 | 68.2 | 37.87 | 31.63 | 13.52 | 29.72 | 100 | 119 | P | H | |
| | | 5433.52 | 41.85 | -12.15 | 54 | 26.57 | 31.5 | 13.5 | 29.72 | 100 | 119 | A | H | |
| | * | 5580 | 113.31 | - | - | 97.79 | 31.66 | 13.62 | 29.76 | 100 | 119 | P | H | |
| | * | 5580 | 103.23 | - | - | 87.71 | 31.66 | 13.62 | 29.76 | 100 | 119 | A | H | |
| | | 5748.305 | 53.6 | -14.6 | 68.2 | 37.66 | 31.99 | 13.77 | 29.82 | 100 | 119 | P | H | |
| | | 5374.72 | 53.17 | -20.83 | 74 | 38.26 | 31.2 | 13.42 | 29.71 | 325 | 53 | P | V | |
| | | 5464.24 | 53.3 | -14.9 | 68.2 | 37.87 | 31.63 | 13.52 | 29.72 | 325 | 53 | P | V | |
| | | 5434.72 | 41.75 | -12.25 | 54 | 26.46 | 31.51 | 13.5 | 29.72 | 325 | 53 | A | V | |
| | * | 5580 | 109.59 | - | - | 94.07 | 31.66 | 13.62 | 29.76 | 325 | 53 | P | V | |
| | * | 5580 | 99.33 | - | - | 83.81 | 31.66 | 13.62 | 29.76 | 325 | 53 | A | V | |
| | | 5750.195 | 53.72 | -14.48 | 68.2 | 37.77 | 32 | 13.78 | 29.83 | 325 | 53 | P | V | |



| | | | | | | | | | | | | | |
|--|---|---------|--------|--------|------|-------|-------|-------|-------|-----|-----|---|---|
| 802.11ax HE20 Full CH 140 5700MHz | * | 5700 | 112.98 | - | - | 97.36 | 31.7 | 13.73 | 29.81 | 100 | 117 | P | H |
| | * | 5700 | 102.87 | - | - | 87.25 | 31.7 | 13.73 | 29.81 | 100 | 117 | A | H |
| | | 5725.08 | 61.31 | -6.89 | 68.2 | 45.53 | 31.85 | 13.75 | 29.82 | 100 | 117 | P | H |
| | | | | | | | | | | | | | H |
| | | | | | | | | | | | | | H |
| | | | | | | | | | | | | | H |
| | * | 5700 | 108.23 | - | - | 92.61 | 31.7 | 13.73 | 29.81 | 365 | 57 | P | V |
| | * | 5700 | 98.62 | - | - | 83 | 31.7 | 13.73 | 29.81 | 365 | 57 | A | V |
| | | 5725.16 | 56.81 | -11.39 | 68.2 | 41.03 | 31.85 | 13.75 | 29.82 | 365 | 57 | P | V |
| | | | | | | | | | | | | | V |
| | | | | | | | | | | | | V | |
| | | | | | | | | | | | | V | |
| Remark | 1. No other spurious found. 2. All results are PASS against Peak and Average limit line. | | | | | | | | | | | | |



Band 3 5470~5725MHz

WIFI 802.11ax HE20 (Harmonic @ 3m)

| WIFI Ant. 11+6 | Note | Frequency (MHz) | Level (dBμV/m) | Over Limit (dB) | Limit Line (dBμV/m) | Read Level (dBμV) | Antenna Factor (dB/m) | Path Loss (dB) | Preamp Factor (dB) | Ant Pos (cm) | Table Pos (deg) | Peak Avg. (P/A) | Pol. (H/V) | |
|-----------------------------------|---|-------------------|------------------|-------------------|-----------------------|-------------------|-------------------------|------------------|----------------------|----------------|-------------------|-----------------|------------|---|
| 802.11ax HE20 Full CH 100 5500MHz | | 11000 | 47.98 | -26.02 | 74 | 43.93 | 40.1 | 19.75 | 55.8 | 100 | 0 | P | H | |
| | | 16500 | 46.78 | -21.42 | 68.2 | 39.16 | 39 | 24.32 | 55.7 | 100 | 0 | P | H | |
| | | | | | | | | | | | | | | |
| | | | | | | | | | | | | | | |
| | | | 11000 | 47.6 | -26.4 | 74 | 43.55 | 40.1 | 19.75 | 55.8 | 100 | 0 | P | V |
| | | | 16500 | 46.77 | -21.43 | 68.2 | 39.15 | 39 | 24.32 | 55.7 | 100 | 0 | P | V |
| 802.11ax HE20 Full CH 116 5580MHz | | 11160 | 47.39 | -26.61 | 74 | 43.4 | 39.82 | 19.87 | 55.7 | 100 | 0 | P | H | |
| | | 16740 | 48.4 | -19.8 | 68.2 | 40.01 | 39.74 | 24.69 | 56.04 | 100 | 0 | P | H | |
| | | | | | | | | | | | | | | |
| | | | | | | | | | | | | | | |
| | | | 11160 | 47.83 | -26.17 | 74 | 43.84 | 39.82 | 19.87 | 55.7 | 100 | 0 | P | V |
| | | | 16740 | 49.51 | -18.69 | 68.2 | 41.12 | 39.74 | 24.69 | 56.04 | 100 | 0 | P | V |
| 802.11ax HE20 Full CH 140 5700MHz | | 11400 | 48.15 | -25.85 | 74 | 43.67 | 40 | 20.04 | 55.56 | 100 | 0 | P | H | |
| | | 17100 | 47.99 | -20.21 | 68.2 | 39.02 | 40.4 | 25.11 | 56.54 | 100 | 0 | P | H | |
| | | | | | | | | | | | | | | |
| | | | | | | | | | | | | | | |
| | | | 11400 | 48.32 | -25.68 | 74 | 43.84 | 40 | 20.04 | 55.56 | 100 | 0 | P | V |
| | | | 17100 | 48.62 | -19.58 | 68.2 | 39.65 | 40.4 | 25.11 | 56.54 | 100 | 0 | P | V |
| Remark | 1. No other spurious found. 2. All results are PASS against Peak and Average limit line. | | | | | | | | | | | | | |



Band 3 5470~5725MHz

WIFI 802.11ax HE20 Partial 106 (Band Edge @ 3m)

| WIFI Ant. 11+6 | Note | Frequency (MHz) | Level (dBμV/m) | Over Limit (dB) | Limit Line (dBμV/m) | Read Level (dBμV) | Antenna Factor (dB/m) | Path Loss (dB) | Preamp Factor (dB) | Ant Pos (cm) | Table Pos (deg) | Peak Avg. (P/A) | Pol. (H/V) | |
|---|---|-------------------|------------------|-------------------|-----------------------|-------------------|-------------------------|------------------|----------------------|----------------|-------------------|-----------------|------------|---|
| 802.11ax HE20 Partial 106/53 CH 100 5500MHz | | 5437.04 | 53.96 | -20.04 | 74 | 38.66 | 31.52 | 13.5 | 29.72 | 100 | 120 | P | H | |
| | | 5461.52 | 54.23 | -13.97 | 68.2 | 38.81 | 31.62 | 13.52 | 29.72 | 100 | 120 | P | H | |
| | | 5456.88 | 41.76 | -12.24 | 54 | 26.35 | 31.61 | 13.52 | 29.72 | 100 | 120 | A | H | |
| | * | 5500 | 113.22 | - | - | 97.69 | 31.7 | 13.56 | 29.73 | 100 | 120 | P | H | |
| | * | 5500 | 103.74 | - | - | 88.21 | 31.7 | 13.56 | 29.73 | 100 | 120 | A | H | |
| | | | | | | | | | | | | | | H |
| | | | 5447.12 | 54.95 | -19.05 | 74 | 39.58 | 31.58 | 13.51 | 29.72 | 356 | 54 | P | V |
| | | | 5466.16 | 53.27 | -14.93 | 68.2 | 37.83 | 31.63 | 13.53 | 29.72 | 356 | 54 | P | V |
| | | | 5456.88 | 41.66 | -12.34 | 54 | 26.25 | 31.61 | 13.52 | 29.72 | 356 | 54 | A | V |
| | | * | 5500 | 110.45 | - | - | 94.92 | 31.7 | 13.56 | 29.73 | 356 | 54 | P | V |
| | | * | 5500 | 100.83 | - | - | 85.3 | 31.7 | 13.56 | 29.73 | 356 | 54 | A | V |
| | | | | | | | | | | | | | | V |
| 802.11ax HE20 Partial 106/54 CH 140 5700MHz | * | 5700 | 113.43 | - | - | 97.81 | 31.7 | 13.73 | 29.81 | 100 | 118 | P | H | |
| | * | 5700 | 103.71 | - | - | 88.09 | 31.7 | 13.73 | 29.81 | 100 | 118 | A | H | |
| | | | 5725.24 | 62.25 | -5.95 | 68.2 | 46.47 | 31.85 | 13.75 | 29.82 | 100 | 118 | P | H |
| | | | | | | | | | | | | | | H |
| | | | | | | | | | | | | | | H |
| | | | | | | | | | | | | | | H |
| | | * | 5700 | 110.76 | - | - | 95.14 | 31.7 | 13.73 | 29.81 | 349 | 54 | P | V |
| | | * | 5700 | 101.09 | - | - | 85.47 | 31.7 | 13.73 | 29.81 | 349 | 54 | A | V |
| | | | 5725 | 58.12 | -10.08 | 68.2 | 42.34 | 31.85 | 13.75 | 29.82 | 349 | 54 | P | V |
| | | | | | | | | | | | | | | V |
| | | | | | | | | | | | | | | V |
| | | | | | | | | | | | | | | V |
| Remark | 1. No other spurious found. 2. All results are PASS against Peak and Average limit line. | | | | | | | | | | | | | |



Band 3 5470~5725MHz

WIFI 802.11ax HE20 Partial 106 (Harmonic @ 3m)

| WIFI Ant. 11+6 | Note | Frequency (MHz) | Level (dBμV/m) | Over Limit (dB) | Limit Line (dBμV/m) | Read Level (dBμV) | Antenna Factor (dB/m) | Path Loss (dB) | Preamp Factor (dB) | Ant Pos (cm) | Table Pos (deg) | Peak Avg. (P/A) | Pol. (H/V) |
|---|---|-------------------|------------------|-------------------|-----------------------|-------------------|-------------------------|------------------|----------------------|----------------|-------------------|-----------------|------------|
| 802.11ax HE20 Partial 106/53 CH 100 5500MHz | | 11000 | 49.27 | -24.73 | 74 | 45.22 | 40.1 | 19.75 | 55.8 | 100 | 0 | P | H |
| | | 16500 | 47.98 | -20.22 | 68.2 | 40.36 | 39 | 24.32 | 55.7 | 100 | 0 | P | H |
| | | | | | | | | | | | | | |
| | | 11000 | 48.8 | -25.2 | 74 | 44.75 | 40.1 | 19.75 | 55.8 | 100 | 0 | P | V |
| | | 16500 | 47.91 | -20.29 | 68.2 | 40.29 | 39 | 24.32 | 55.7 | 100 | 0 | P | V |
| | | | | | | | | | | | | | |
| 802.11ax HE20 Partial 106/54 CH 140 5700MHz | | 11400 | 48.13 | -25.87 | 74 | 43.65 | 40 | 20.04 | 55.56 | 100 | 0 | P | H |
| | | 17100 | 48.71 | -19.49 | 68.2 | 39.74 | 40.4 | 25.11 | 56.54 | 100 | 0 | P | H |
| | | | | | | | | | | | | | |
| | | 11400 | 48.34 | -25.66 | 74 | 43.86 | 40 | 20.04 | 55.56 | 100 | 0 | P | V |
| | | 17100 | 48.15 | -20.05 | 68.2 | 39.18 | 40.4 | 25.11 | 56.54 | 100 | 0 | P | V |
| | | | | | | | | | | | | | |
| Remark | 1. No other spurious found. 2. All results are PASS against Peak and Average limit line. | | | | | | | | | | | | |



Band 3 5470~5725MHz

WIFI 802.11ax HE40 Full (Band Edge @ 3m)

| WIFI Ant. 11+6 | Note | Frequency (MHz) | Level (dBμV/m) | Over Limit (dB) | Limit Line (dBμV/m) | Read Level (dBμV) | Antenna Factor (dB/m) | Path Loss (dB) | Preamp Factor (dB) | Ant Pos (cm) | Table Pos (deg) | Peak Avg. (P/A) | Pol. (H/V) |
|--|------|-------------------|------------------|-------------------|-----------------------|---------------------|-------------------------|------------------|----------------------|----------------|-------------------|-----------------|------------|
| 802.11ax HE40 Full CH 102 5510MHz | | 5456.8 | 59.5 | -14.5 | 74 | 44.09 | 31.61 | 13.52 | 29.72 | 100 | 120 | P | H |
| | | 5469.28 | 64.4 | -3.8 | 68.2 | 48.96 | 31.64 | 13.53 | 29.73 | 100 | 120 | P | H |
| | | 5459.92 | 46.47 | -7.53 | 54 | 31.05 | 31.62 | 13.52 | 29.72 | 100 | 120 | A | H |
| | * | 5510 | 110.09 | - | - | 94.58 | 31.68 | 13.56 | 29.73 | 100 | 120 | P | H |
| | * | 5510 | 99.41 | - | - | 83.9 | 31.68 | 13.56 | 29.73 | 100 | 120 | A | H |
| | | 5735.075 | 54.67 | -13.53 | 68.2 | 38.82 | 31.91 | 13.76 | 29.82 | 100 | 120 | P | H |
| | | 5459.68 | 55.73 | -18.27 | 74 | 40.31 | 31.62 | 13.52 | 29.72 | 351 | 71 | P | V |
| | | 5469.76 | 59.87 | -8.33 | 68.2 | 44.43 | 31.64 | 13.53 | 29.73 | 351 | 71 | P | V |
| | | 5459.92 | 43.31 | -10.69 | 54 | 27.89 | 31.62 | 13.52 | 29.72 | 351 | 71 | A | V |
| | * | 5510 | 106.51 | - | - | 91 | 31.68 | 13.56 | 29.73 | 351 | 71 | P | V |
| | * | 5510 | 95.14 | - | - | 79.63 | 31.68 | 13.56 | 29.73 | 351 | 71 | A | V |
| | | 5731.925 | 55.6 | -12.6 | 68.2 | 39.77 | 31.89 | 13.76 | 29.82 | 351 | 71 | P | V |
| 802.11ax HE40 Full CH 110 5550MHz | | 5433.04 | 54.08 | -19.92 | 74 | 38.8 | 31.5 | 13.5 | 29.72 | 100 | 120 | P | H |
| | | 5469.28 | 52.74 | -15.46 | 68.2 | 37.3 | 31.64 | 13.53 | 29.73 | 100 | 120 | P | H |
| | | 5456.32 | 41.8 | -12.2 | 54 | 26.39 | 31.61 | 13.52 | 29.72 | 100 | 120 | A | H |
| | * | 5550 | 109.69 | - | - | 94.24 | 31.6 | 13.6 | 29.75 | 100 | 120 | P | H |
| | * | 5550 | 99.19 | - | - | 83.74 | 31.6 | 13.6 | 29.75 | 100 | 120 | A | H |
| | | 5750.825 | 54.23 | -13.97 | 68.2 | 38.28 | 32 | 13.78 | 29.83 | 100 | 120 | P | H |
| | | 5457.76 | 54.01 | -19.99 | 74 | 38.59 | 31.62 | 13.52 | 29.72 | 331 | 52 | P | V |
| | | 5460.16 | 52.87 | -15.33 | 68.2 | 37.45 | 31.62 | 13.52 | 29.72 | 331 | 52 | P | V |
| | | 5458.48 | 41.72 | -12.28 | 54 | 26.3 | 31.62 | 13.52 | 29.72 | 331 | 52 | A | V |
| | * | 5550 | 106.2 | - | - | 90.75 | 31.6 | 13.6 | 29.75 | 331 | 52 | P | V |
| | * | 5550 | 94.95 | - | - | 79.5 | 31.6 | 13.6 | 29.75 | 331 | 52 | A | V |
| | | 5737.91 | 53.96 | -14.24 | 68.2 | 38.09 | 31.93 | 13.76 | 29.82 | 331 | 52 | P | V |



| | | | | | | | | | | | | | |
|--|---|---------|--------|--------|------|-------|-------|-------|-------|-----|-----|---|---|
| 802.11ax HE40 Full CH 134 5670MHz | | 5404.6 | 53.29 | -20.71 | 74 | 38.2 | 31.33 | 13.47 | 29.71 | 100 | 120 | P | H |
| | | 5462.35 | 52.04 | -16.16 | 68.2 | 36.62 | 31.62 | 13.52 | 29.72 | 100 | 120 | P | H |
| | | 5456.05 | 41.76 | -12.24 | 54 | 26.35 | 31.61 | 13.52 | 29.72 | 100 | 120 | A | H |
| | * | 5670 | 109.8 | - | - | 94.25 | 31.64 | 13.7 | 29.79 | 100 | 120 | P | H |
| | * | 5670 | 98.75 | - | - | 83.2 | 31.64 | 13.7 | 29.79 | 100 | 120 | A | H |
| | | 5727.9 | 54.93 | -13.27 | 68.2 | 39.12 | 31.87 | 13.76 | 29.82 | 100 | 120 | P | H |
| | | 5432.25 | 53.24 | -20.76 | 74 | 37.97 | 31.49 | 13.5 | 29.72 | 369 | 59 | P | V |
| | | 5463.05 | 52.46 | -15.74 | 68.2 | 37.03 | 31.63 | 13.52 | 29.72 | 369 | 59 | P | V |
| | | 5454.3 | 41.68 | -12.32 | 54 | 26.27 | 31.61 | 13.52 | 29.72 | 369 | 59 | A | V |
| | * | 5670 | 105.08 | - | - | 89.53 | 31.64 | 13.7 | 29.79 | 369 | 59 | P | V |
| | * | 5670 | 95.17 | - | - | 79.62 | 31.64 | 13.7 | 29.79 | 369 | 59 | A | V |
| | | 5761.85 | 54.88 | -13.32 | 68.2 | 38.92 | 32 | 13.79 | 29.83 | 369 | 59 | P | V |
| Remark | 1. No other spurious found. 2. All results are PASS against Peak and Average limit line. | | | | | | | | | | | | |



Band 3 5470~5725MHz

WIFI 802.11ax HE40 Full (Harmonic @ 3m)

| WIFI Ant. 11+6 | Note | Frequency (MHz) | Level (dBμV/m) | Over Limit (dB) | Limit Line (dBμV/m) | Read Level (dBμV) | Antenna Factor (dB/m) | Path Loss (dB) | Preamp Factor (dB) | Ant Pos (cm) | Table Pos (deg) | Peak Avg. (P/A) | Pol. (H/V) | |
|--|---|-------------------|------------------|-------------------|-----------------------|---------------------|-------------------------|------------------|----------------------|----------------|-------------------|-----------------|------------|---|
| 802.11ax HE40 Full CH 102 5510MHz | | 11020 | 47.91 | -26.09 | 74 | 43.86 | 40.08 | 19.76 | 55.79 | 100 | 0 | P | H | |
| | | 16530 | 47.21 | -20.99 | 68.2 | 39.47 | 39.12 | 24.36 | 55.74 | 100 | 0 | P | H | |
| | | | | | | | | | | | | | | |
| | | | | | | | | | | | | | | |
| | | | 11020 | 48.68 | -25.32 | 74 | 44.63 | 40.08 | 19.76 | 55.79 | 100 | 0 | P | V |
| | | | 16530 | 47.03 | -21.17 | 68.2 | 39.29 | 39.12 | 24.36 | 55.74 | 100 | 0 | P | V |
| 802.11ax HE40 Full CH 110 5550MHz | | 11100 | 47.81 | -26.19 | 74 | 43.73 | 40 | 19.82 | 55.74 | 100 | 0 | P | H | |
| | | 16650 | 48.95 | -19.25 | 68.2 | 40.87 | 39.45 | 24.54 | 55.91 | 100 | 0 | P | H | |
| | | | | | | | | | | | | | | |
| | | | | | | | | | | | | | | |
| | | | 11100 | 47.39 | -26.61 | 74 | 43.31 | 40 | 19.82 | 55.74 | 100 | 0 | P | V |
| | | | 16650 | 48.24 | -19.96 | 68.2 | 40.16 | 39.45 | 24.54 | 55.91 | 100 | 0 | P | V |
| 802.11ax HE40 Full CH 134 5670MHz | | 11340 | 48.23 | -25.77 | 74 | 44.01 | 39.82 | 20 | 55.6 | 100 | 0 | P | H | |
| | | 17010 | 49.14 | -19.06 | 68.2 | 39.98 | 40.49 | 25.08 | 56.41 | 100 | 0 | P | H | |
| | | | | | | | | | | | | | | |
| | | | | | | | | | | | | | | |
| | | | 11340 | 49.23 | -24.77 | 74 | 45.01 | 39.82 | 20 | 55.6 | 100 | 0 | P | V |
| | | | 17010 | 49.07 | -19.13 | 68.2 | 39.91 | 40.49 | 25.08 | 56.41 | 100 | 0 | P | V |
| Remark | 1. No other spurious found. 2. All results are PASS against Peak and Average limit line. | | | | | | | | | | | | | |



Band 3 5470~5725MHz

WIFI 802.11ax HE40 Partial 242 (Band Edge @ 3m)

| WIFI Ant. 11+6 | Note | Frequency (MHz) | Level (dBμV/m) | Over Limit (dB) | Limit Line (dBμV/m) | Read Level (dBμV) | Antenna Factor (dB/m) | Path Loss (dB) | Preamp Factor (dB) | Ant Pos (cm) | Table Pos (deg) | Peak Avg. (P/A) | Pol. (H/V) |
|---|---|-------------------|------------------|-------------------|-----------------------|-------------------|-------------------------|------------------|----------------------|----------------|-------------------|-----------------|------------|
| 802.11ax HE40 Partial 242/61 CH 102 5510MHz | | 5459.2 | 61.45 | -12.55 | 74 | 46.03 | 31.62 | 13.52 | 29.72 | 100 | 119 | P | H |
| | | 5464.48 | 63.71 | -4.49 | 68.2 | 48.28 | 31.63 | 13.52 | 29.72 | 100 | 119 | P | H |
| | | 5458.96 | 42.05 | -11.95 | 54 | 26.63 | 31.62 | 13.52 | 29.72 | 100 | 119 | A | H |
| | * | 5510 | 111.19 | - | - | 95.68 | 31.68 | 13.56 | 29.73 | 100 | 119 | P | H |
| | * | 5510 | 100.47 | - | - | 84.96 | 31.68 | 13.56 | 29.73 | 100 | 119 | A | H |
| | | 5734.76 | 54.59 | -13.61 | 68.2 | 38.74 | 31.91 | 13.76 | 29.82 | 100 | 119 | P | H |
| | | 5445.52 | 54.7 | -19.3 | 74 | 39.34 | 31.57 | 13.51 | 29.72 | 354 | 53 | P | V |
| | | 5469.76 | 59.8 | -8.4 | 68.2 | 44.36 | 31.64 | 13.53 | 29.73 | 354 | 53 | P | V |
| | | 5455.84 | 41.73 | -12.27 | 54 | 26.32 | 31.61 | 13.52 | 29.72 | 354 | 53 | A | V |
| | * | 5510 | 108.22 | - | - | 92.71 | 31.68 | 13.56 | 29.73 | 354 | 53 | P | V |
| | * | 5510 | 97.7 | - | - | 82.19 | 31.68 | 13.56 | 29.73 | 354 | 53 | A | V |
| | | 5753.975 | 54.27 | -13.93 | 68.2 | 38.32 | 32 | 13.78 | 29.83 | 354 | 53 | P | V |
| 802.11ax HE40 Partial 242/62 CH 134 5670MHz | | 5408.1 | 53.58 | -20.42 | 74 | 38.47 | 31.35 | 13.48 | 29.72 | 100 | 120 | P | H |
| | | 5462 | 52.98 | -15.22 | 68.2 | 37.56 | 31.62 | 13.52 | 29.72 | 100 | 120 | P | H |
| | | 5455.35 | 41.68 | -12.32 | 54 | 26.27 | 31.61 | 13.52 | 29.72 | 100 | 120 | A | H |
| | * | 5670 | 109.92 | - | - | 94.37 | 31.64 | 13.7 | 29.79 | 100 | 120 | P | H |
| | * | 5670 | 100.03 | - | - | 84.48 | 31.64 | 13.7 | 29.79 | 100 | 120 | A | H |
| | | 5750.825 | 54.69 | -13.51 | 68.2 | 38.74 | 32 | 13.78 | 29.83 | 100 | 120 | P | H |
| | | 5445.2 | 53.29 | -20.71 | 74 | 37.93 | 31.57 | 13.51 | 29.72 | 350 | 52 | P | V |
| | | 5467.6 | 52.22 | -15.98 | 68.2 | 36.77 | 31.64 | 13.53 | 29.72 | 350 | 52 | P | V |
| | | 5449.05 | 41.64 | -12.36 | 54 | 26.26 | 31.59 | 13.51 | 29.72 | 350 | 52 | A | V |
| | * | 5670 | 108.35 | - | - | 92.8 | 31.64 | 13.7 | 29.79 | 350 | 52 | P | V |
| | * | 5670 | 97.9 | - | - | 82.35 | 31.64 | 13.7 | 29.79 | 350 | 52 | A | V |
| | | 5737 | 53.16 | -15.04 | 68.2 | 37.3 | 31.92 | 13.76 | 29.82 | 350 | 52 | P | V |
| Remark | 1. No other spurious found. 2. All results are PASS against Peak and Average limit line. | | | | | | | | | | | | |



Band 3 5470~5725MHz

WIFI 802.11ax HE40 Partial 242 (Harmonic @ 3m)

| WIFI Ant. 11+6 | Note | Frequency (MHz) | Level (dBμV/m) | Over Limit (dB) | Limit Line (dBμV/m) | Read Level (dBμV) | Antenna Factor (dB/m) | Path Loss (dB) | Preamp Factor (dB) | Ant Pos (cm) | Table Pos (deg) | Peak Avg. (P/A) | Pol. (H/V) | |
|---|---|-------------------|------------------|-------------------|-----------------------|-------------------|-------------------------|------------------|----------------------|----------------|-------------------|-----------------|------------|---|
| 802.11ax HE40 Partial 242/61 CH 102 5510MHz | | 11020 | 48.42 | -25.58 | 74 | 44.37 | 40.08 | 19.76 | 55.79 | 100 | 0 | P | H | |
| | | 16530 | 47.85 | -20.35 | 68.2 | 40.11 | 39.12 | 24.36 | 55.74 | 100 | 0 | P | H | |
| | | | | | | | | | | | | | | |
| | | | | | | | | | | | | | | |
| | | | 11020 | 49.42 | -24.58 | 74 | 45.37 | 40.08 | 19.76 | 55.79 | 100 | 0 | P | V |
| | | | 16530 | 47.84 | -20.36 | 68.2 | 40.1 | 39.12 | 24.36 | 55.74 | 100 | 0 | P | V |
| 802.11ax HE40 Partial 242/62 CH 134 5670MHz | | 11340 | 47.5 | -26.5 | 74 | 43.28 | 39.82 | 20 | 55.6 | 100 | 0 | P | H | |
| | | 17010 | 48.39 | -19.81 | 68.2 | 39.23 | 40.49 | 25.08 | 56.41 | 100 | 0 | P | H | |
| | | | | | | | | | | | | | | |
| | | | | | | | | | | | | | | |
| | | | 11340 | 48.16 | -25.84 | 74 | 43.94 | 39.82 | 20 | 55.6 | 100 | 0 | P | V |
| | | | 17010 | 48.24 | -19.96 | 68.2 | 39.08 | 40.49 | 25.08 | 56.41 | 100 | 0 | P | V |
| Remark | 1. No other spurious found. 2. All results are PASS against Peak and Average limit line. | | | | | | | | | | | | | |



Band 3 5470~5725MHz

WIFI 802.11ax HE80 Full (Band Edge @ 3m)

| WIFI Ant. 11+6 | Note | Frequency (MHz) | Level (dBμV/m) | Over Limit (dB) | Limit Line (dBμV/m) | Read Level (dBμV) | Antenna Factor (dB/m) | Path Loss (dB) | Preamp Factor (dB) | Ant Pos (cm) | Table Pos (deg) | Peak Avg. (P/A) | Pol. (H/V) |
|-----------------------------------|---|-------------------|------------------|-------------------|-----------------------|-------------------|-------------------------|------------------|----------------------|----------------|-------------------|-----------------|------------|
| 802.11ax HE80 Full CH 106 5530MHz | | 5453.44 | 58.58 | -15.42 | 74 | 43.17 | 31.61 | 13.52 | 29.72 | 100 | 120 | P | H |
| | | 5463.04 | 57.73 | -10.47 | 68.2 | 42.3 | 31.63 | 13.52 | 29.72 | 100 | 120 | P | H |
| | | 5459.68 | 46.44 | -7.56 | 54 | 31.02 | 31.62 | 13.52 | 29.72 | 100 | 120 | A | H |
| | * | 5530 | 105.96 | - | - | 90.48 | 31.64 | 13.58 | 29.74 | 100 | 120 | P | H |
| | * | 5530 | 95.39 | - | - | 79.91 | 31.64 | 13.58 | 29.74 | 100 | 120 | A | H |
| | | 5765 | 54.09 | -14.11 | 68.2 | 38.13 | 32 | 13.79 | 29.83 | 100 | 120 | P | H |
| | | 5459.44 | 55.63 | -18.37 | 74 | 40.21 | 31.62 | 13.52 | 29.72 | 331 | 71 | P | V |
| | | 5461.6 | 54.37 | -13.83 | 68.2 | 38.95 | 31.62 | 13.52 | 29.72 | 331 | 71 | P | V |
| | | 5459.2 | 43.42 | -10.58 | 54 | 28 | 31.62 | 13.52 | 29.72 | 331 | 71 | A | V |
| | * | 5530 | 102.49 | - | - | 87.01 | 31.64 | 13.58 | 29.74 | 331 | 71 | P | V |
| | * | 5530 | 91.36 | - | - | 75.88 | 31.64 | 13.58 | 29.74 | 331 | 71 | A | V |
| | | 5736.335 | 53.43 | -14.77 | 68.2 | 37.57 | 31.92 | 13.76 | 29.82 | 331 | 71 | P | V |
| 802.11ax HE80 Full CH 122 5610MHz | | 5358.16 | 54.43 | -19.57 | 74 | 39.62 | 31.13 | 13.39 | 29.71 | 100 | 119 | P | H |
| | | 5466.16 | 53.85 | -14.35 | 68.2 | 38.41 | 31.63 | 13.53 | 29.72 | 100 | 119 | P | H |
| | | 5449.6 | 41.76 | -12.24 | 54 | 26.37 | 31.6 | 13.51 | 29.72 | 100 | 119 | A | H |
| | * | 5610 | 105.26 | - | - | 89.7 | 31.68 | 13.65 | 29.77 | 100 | 119 | P | H |
| | * | 5610 | 94.99 | - | - | 79.43 | 31.68 | 13.65 | 29.77 | 100 | 119 | A | H |
| | | 5728.145 | 53.7 | -14.5 | 68.2 | 37.89 | 31.87 | 13.76 | 29.82 | 100 | 119 | P | H |
| | | 5376.88 | 54.67 | -19.33 | 74 | 39.74 | 31.21 | 13.43 | 29.71 | 100 | 55 | P | V |
| | | 5464.48 | 52.05 | -16.15 | 68.2 | 36.62 | 31.63 | 13.52 | 29.72 | 100 | 55 | P | V |
| | | 5457.52 | 41.62 | -12.38 | 54 | 26.2 | 31.62 | 13.52 | 29.72 | 100 | 55 | A | V |
| | * | 5610 | 101.15 | - | - | 85.59 | 31.68 | 13.65 | 29.77 | 100 | 55 | P | V |
| | * | 5610 | 91.25 | - | - | 75.69 | 31.68 | 13.65 | 29.77 | 100 | 55 | A | V |
| | | 5740.745 | 53.38 | -14.82 | 68.2 | 37.49 | 31.94 | 13.77 | 29.82 | 100 | 55 | P | V |
| Remark | 1. No other spurious found. 2. All results are PASS against Peak and Average limit line. | | | | | | | | | | | | |



Band 3 5470~5725MHz

WIFI 802.11ax HE80 Full (Harmonic @ 3m)

| WIFI Ant. 11+6 | Note | Frequency (MHz) | Level (dBμV/m) | Over Limit (dB) | Limit Line (dBμV/m) | Read Level (dBμV) | Antenna Factor (dB/m) | Path Loss (dB) | Preamp Factor (dB) | Ant Pos (cm) | Table Pos (deg) | Peak Avg. (P/A) | Pol. (H/V) | |
|--|---|-------------------|------------------|-------------------|-----------------------|-------------------|-------------------------|------------------|----------------------|----------------|-------------------|-----------------|------------|---|
| 802.11ax HE80 Full CH 106 5530MHz | | 11060 | 48.71 | -25.29 | 74 | 44.64 | 40.04 | 19.79 | 55.76 | 100 | 0 | P | H | |
| | | 16590 | 47.47 | -20.73 | 68.2 | 39.49 | 39.36 | 24.45 | 55.83 | 100 | 0 | P | H | |
| | | | | | | | | | | | | | | |
| | | | | | | | | | | | | | | |
| | | | 11060 | 47.89 | -26.11 | 74 | 43.82 | 40.04 | 19.79 | 55.76 | 100 | 0 | P | V |
| | | | 16590 | 47.37 | -20.83 | 68.2 | 39.39 | 39.36 | 24.45 | 55.83 | 100 | 0 | P | V |
| 802.11ax HE80 Full CH 122 5610MHz | | 11220 | 48.58 | -25.42 | 74 | 44.64 | 39.7 | 19.91 | 55.67 | 100 | 0 | P | H | |
| | | 16830 | 48.91 | -19.29 | 68.2 | 40 | 40.25 | 24.82 | 56.16 | 100 | 0 | P | H | |
| | | | | | | | | | | | | | | |
| | | | | | | | | | | | | | | |
| | | | 11220 | 48.24 | -25.76 | 74 | 44.3 | 39.7 | 19.91 | 55.67 | 100 | 0 | P | V |
| | | | 16830 | 48.88 | -19.32 | 68.2 | 39.97 | 40.25 | 24.82 | 56.16 | 100 | 0 | P | V |
| Remark | 1. No other spurious found. 2. All results are PASS against Peak and Average limit line. | | | | | | | | | | | | | |



Band 3 5470~5725MHz

WIFI 802.11ax HE80 Partial 484 (Band Edge @ 3m)

| WIFI Ant. 11+6 | Note | Frequency (MHz) | Level (dBμV/m) | Over Limit (dB) | Limit Line (dBμV/m) | Read Level (dBμV) | Antenna Factor (dB/m) | Path Loss (dB) | Preamp Factor (dB) | Ant Pos (cm) | Table Pos (deg) | Peak Avg. (P/A) | Pol. (H/V) |
|---|---|-------------------|------------------|-------------------|-----------------------|-------------------|-------------------------|------------------|----------------------|----------------|-------------------|-----------------|------------|
| 802.11ax HE80 Partial 484/65 CH 106 5530MHz | | 5457.52 | 60.12 | -13.88 | 74 | 44.7 | 31.62 | 13.52 | 29.72 | 100 | 120 | P | H |
| | | 5467.84 | 64.38 | -3.82 | 68.2 | 48.93 | 31.64 | 13.53 | 29.72 | 100 | 120 | P | H |
| | | 5459.92 | 42.37 | -11.63 | 54 | 26.95 | 31.62 | 13.52 | 29.72 | 100 | 120 | A | H |
| | * | 5530 | 107.01 | | | 91.53 | 31.64 | 13.58 | 29.74 | 100 | 120 | P | H |
| | * | 5530 | 97 | | | 81.52 | 31.64 | 13.58 | 29.74 | 100 | 120 | A | H |
| | | 5734.13 | 54.1 | -14.1 | 68.2 | 38.26 | 31.9 | 13.76 | 29.82 | 100 | 120 | P | H |
| | | 5430.88 | 53.41 | -20.59 | 74 | 38.14 | 31.49 | 13.5 | 29.72 | 353 | 55 | P | V |
| | | 5464.72 | 56.54 | -11.66 | 68.2 | 41.1 | 31.63 | 13.53 | 29.72 | 353 | 55 | P | V |
| | | 5459.92 | 41.81 | -12.19 | 54 | 26.39 | 31.62 | 13.52 | 29.72 | 353 | 55 | A | V |
| | * | 5530 | 102.87 | | | 87.39 | 31.64 | 13.58 | 29.74 | 353 | 55 | P | V |
| | * | 5530 | 93.4 | | | 77.92 | 31.64 | 13.58 | 29.74 | 353 | 55 | A | V |
| | | 5758.7 | 53.29 | -14.91 | 68.2 | 37.34 | 32 | 13.78 | 29.83 | 353 | 55 | P | V |
| 802.11ax HE80 Partial 484/66 CH 122 5610MHz | | 5442.4 | 53.99 | -20.01 | 74 | 38.65 | 31.55 | 13.51 | 29.72 | 100 | 119 | P | H |
| | | 5464.72 | 52.78 | -15.42 | 68.2 | 37.34 | 31.63 | 13.53 | 29.72 | 100 | 119 | P | H |
| | | 5458.72 | 41.72 | -12.28 | 54 | 26.3 | 31.62 | 13.52 | 29.72 | 100 | 119 | A | H |
| | * | 5610 | 106.96 | | | 91.4 | 31.68 | 13.65 | 29.77 | 100 | 119 | P | H |
| | * | 5610 | 97 | | | 81.44 | 31.68 | 13.65 | 29.77 | 100 | 119 | A | H |
| | | 5748.305 | 53.61 | -14.59 | 68.2 | 37.67 | 31.99 | 13.77 | 29.82 | 100 | 119 | P | H |
| | | 5442.88 | 53.86 | -20.14 | 74 | 38.51 | 31.56 | 13.51 | 29.72 | 359 | 52 | P | V |
| | | 5469.76 | 53.28 | -14.92 | 68.2 | 37.84 | 31.64 | 13.53 | 29.73 | 359 | 52 | P | V |
| | | 5447.92 | 41.7 | -12.3 | 54 | 26.32 | 31.59 | 13.51 | 29.72 | 359 | 52 | A | V |
| | * | 5610 | 103.31 | | | 87.75 | 31.68 | 13.65 | 29.77 | 359 | 52 | P | V |
| | * | 5610 | 93.81 | | | 78.25 | 31.68 | 13.65 | 29.77 | 359 | 52 | A | V |
| | | 5742.95 | 54.3 | -13.9 | 68.2 | 38.39 | 31.96 | 13.77 | 29.82 | 359 | 52 | P | V |
| Remark | 1. No other spurious found. 2. All results are PASS against Peak and Average limit line. | | | | | | | | | | | | |



Band 3 5470~5725MHz

WIFI 802.11ax HE80 Partial 484 (Harmonic @ 3m)

| WIFI Ant. 11+6 | Note | Frequency (MHz) | Level (dBμV/m) | Over Limit (dB) | Limit Line (dBμV/m) | Read Level (dBμV) | Antenna Factor (dB/m) | Path Loss (dB) | Preamp Factor (dB) | Ant Pos (cm) | Table Pos (deg) | Peak Avg. (P/A) | Pol. (H/V) | |
|---|---|-------------------|------------------|-------------------|-----------------------|-------------------|-------------------------|------------------|----------------------|----------------|-------------------|-----------------|------------|---|
| 802.11ax HE80 Partial 484/65 CH 106 5530MHz | | 11060 | 48.12 | -25.88 | 74 | 44.05 | 40.04 | 19.79 | 55.76 | 100 | 0 | P | H | |
| | | 16590 | 47.01 | -21.19 | 68.2 | 39.03 | 39.36 | 24.45 | 55.83 | 100 | 0 | P | H | |
| | | | | | | | | | | | | | | |
| | | | 11060 | 48.11 | -25.89 | 74 | 44.04 | 40.04 | 19.79 | 55.76 | 100 | 0 | P | V |
| | | | 16590 | 47.7 | -20.5 | 68.2 | 39.72 | 39.36 | 24.45 | 55.83 | 100 | 0 | P | V |
| | | | | | | | | | | | | | | |
| 802.11ax HE80 Partial 484/66 CH 122 5610MHz | | 11220 | 47.95 | -26.05 | 74 | 44.01 | 39.7 | 19.91 | 55.67 | 100 | 0 | P | H | |
| | | 16830 | 49 | -19.2 | 68.2 | 40.09 | 40.25 | 24.82 | 56.16 | 100 | 0 | P | H | |
| | | | | | | | | | | | | | | |
| | | | 11220 | 47.93 | -26.07 | 74 | 43.99 | 39.7 | 19.91 | 55.67 | 100 | 0 | P | V |
| | | | 16830 | 48.16 | -20.04 | 68.2 | 39.25 | 40.25 | 24.82 | 56.16 | 100 | 0 | P | V |
| | | | | | | | | | | | | | | |
| Remark | 1. No other spurious found. 2. All results are PASS against Peak and Average limit line. | | | | | | | | | | | | | |



Emission below 1GHz
WIFI 802.11ax HE40 Full (LF @ 3m)

| WIFI Ant. 11+6 | Note | Frequency (MHz) | Level (dBμV/m) | Over Limit (dB) | Limit Line (dBμV/m) | Read Level (dBμV) | Antenna Factor (dB/m) | Path Loss (dB) | Preamp Factor (dB) | Ant Pos (cm) | Table Pos (deg) | Peak Avg. (P/A) | Pol. (H/V) |
|-----------------------|--|-------------------|------------------|-------------------|-----------------------|-------------------|-------------------------|------------------|----------------------|----------------|-------------------|-----------------|------------|
| | | 62.01 | 19.02 | -20.98 | 40 | 38.74 | 11.93 | 1.14 | 32.79 | - | - | P | H |
| | | 77.53 | 22.97 | -17.03 | 40 | 41.12 | 13.25 | 1.31 | 32.71 | - | - | P | H |
| | | 96.93 | 25.91 | -17.59 | 43.5 | 41.32 | 15.7 | 1.51 | 32.62 | - | - | P | H |
| | | 183.26 | 28.27 | -15.23 | 43.5 | 43.85 | 15.05 | 2.23 | 32.86 | 100 | 0 | P | H |
| | | 329.73 | 24.57 | -21.43 | 46 | 34.16 | 19.86 | 3.05 | 32.5 | - | - | P | H |
| | | 753.62 | 30.66 | -15.34 | 46 | 30.44 | 28.15 | 4.72 | 32.65 | - | - | P | H |
| | | | | | | | | | | | | | H |
| | | | | | | | | | | | | | H |
| | | | | | | | | | | | | | H |
| | | | | | | | | | | | | | H |
| | | | | | | | | | | | | | H |
| | | | | | | | | | | | | | H |
| 802.11ax HE40 Full LF | | 44.55 | 29.48 | -10.52 | 40 | 44.44 | 16.97 | 0.89 | 32.82 | - | - | P | V |
| | | 77.53 | 29.62 | -10.38 | 40 | 47.77 | 13.25 | 1.31 | 32.71 | 100 | 0 | P | V |
| | | 184.23 | 25.88 | -17.62 | 43.5 | 41.49 | 15.03 | 2.22 | 32.86 | - | - | P | V |
| | | 316.15 | 20.74 | -25.26 | 46 | 30.78 | 19.49 | 2.99 | 32.52 | - | - | P | V |
| | | 554.77 | 27.55 | -18.45 | 46 | 30.22 | 25.98 | 4.02 | 32.67 | - | - | P | V |
| | | 715.79 | 31.58 | -14.42 | 46 | 32.43 | 27 | 4.62 | 32.47 | - | - | P | V |
| | | | | | | | | | | | | | V |
| | | | | | | | | | | | | | V |
| | | | | | | | | | | | | | V |
| | | | | | | | | | | | | | V |
| | | | | | | | | | | | | | V |
| | | | | | | | | | | | | | V |
| | | | | | | | | | | | | | V |
| Remark | 1. No other spurious found. 2. All results are PASS against limit line. | | | | | | | | | | | | |



Note symbol

| | |
|-----|--|
| * | Fundamental Frequency which can be ignored. However, the level of any unwanted emissions shall not exceed the level of the fundamental frequency. |
| ! | Test result is over limit line. |
| P/A | Peak or Average |
| H/V | Horizontal or Vertical |



A calculation example for radiated spurious emission is shown as below:

| WIFI | Note | Frequency | Level | Over | Limit | Read | Antenna | Path | Preamp | Ant | Table | Peak | Pol. |
|---------|------|-----------|------------|--------|------------|----------|----------|--------|--------|--------|---------|---------|---------|
| Ant. | | | | Limit | Line | Level | Factor | Loss | Factor | Pos | Pos | Avg. | |
| 11+6 | | (MHz) | (dBμV/m) | (dB) | (dBμV/m) | (dBμV) | (dB/m) | (dB) | (dB) | (cm) | (deg) | (P/A) | (H/V) |
| 802.11b | | 2390 | 55.45 | -18.55 | 74 | 54.51 | 32.22 | 4.58 | 35.86 | 103 | 308 | P | H |
| CH 01 | | | | | | | | | | | | | |
| 2412MHz | | 2390 | 43.54 | -10.46 | 54 | 42.6 | 32.22 | 4.58 | 35.86 | 103 | 308 | A | H |

1. Path Loss(dB) = Cable loss(dB) + Filter loss(dB) + Attenuator loss(dB)
2. Level(dBμV/m) = Antenna Factor(dB/m) + Path Loss(dB) + Read Level(dBμV) - Preamp Factor(dB)
3. Over Limit(dB) = Level(dBμV/m) – Limit Line(dBμV/m)

For Peak Limit @ 2390MHz:

1. Level(dBμV/m)
= Antenna Factor(dB/m) + Path Loss(dB) + Read Level(dBμV) - Preamp Factor(dB)
= 32.22(dB/m) + 4.58(dB) + 54.51(dBμV) – 35.86 (dB)
= 55.45 (dBμV/m)
2. Over Limit(dB)
= Level(dBμV/m) – Limit Line(dBμV/m)
= 55.45(dBμV/m) – 74(dBμV/m)
= -18.55(dB)

For Average Limit @ 2390MHz:

1. Level(dBμV/m)
= Antenna Factor(dB/m) + Path Loss(dB) + Read Level(dBμV) - Preamp Factor(dB)
= 32.22(dB/m) + 4.58(dB) + 42.6(dBμV) – 35.86 (dB)
= 43.54 (dBμV/m)
2. Over Limit(dB) = Level(dBμV/m) – Limit Line(dBμV/m)
= 43.54(dBμV/m) – 54(dBμV/m)
= -10.46(dB)

Both peak and average measured complies with the limit line, so test result is “PASS”.



Appendix D. Radiated Spurious Emission Plots

| | | | |
|-----------------|-------------------------------------|---------------------|---------|
| Test Engineer : | Karl Hou, Caster Liao and Andy Yang | Temperature : | 20~25°C |
| | | Relative Humidity : | 50~60% |

Note symbol

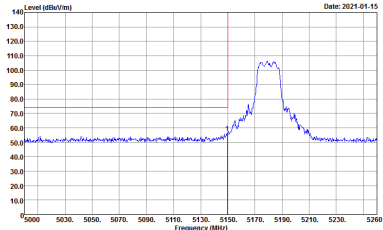
| | |
|----|-----------------------|
| -L | Low channel location |
| -R | High channel location |



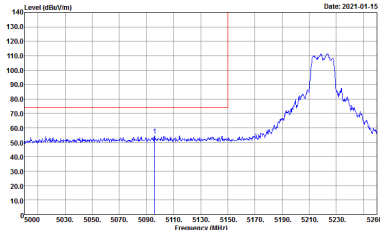
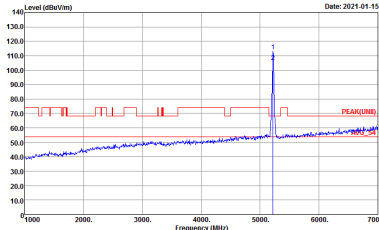
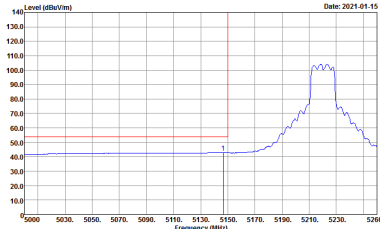
Band 1 - 5150~5250MHz
WIFI 802.11a (Band Edge @ 3m)

| WIFI | Band 1 5150~5250MHz Band Edge @ 3m | |
|-------------|---|--|
| ANT | 802.11a CH36 5180MHz | |
| 11+6 | Horizontal | Fundamental |
| Peak | <p>Site : 03CH16-HY Condition : PEAK_BE_74 3m 91200_1522 HORIZONTAL Detector : Peak Project : 110409</p> | <p>Site : 03CH16-HY Condition : PEAK(LINII) 3m 91200_1522 HORIZONTAL Detector : Peak Project : 110409</p> |
| Avg. | <p>Site : 03CH16-HY Condition : AVG_BE_54 3m 91200_1522 HORIZONTAL Detector : Peak Project : 110409</p> | Left blank |

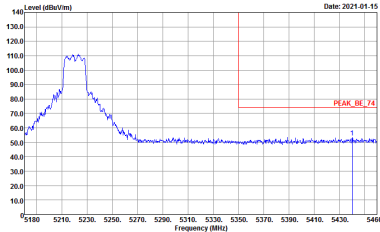
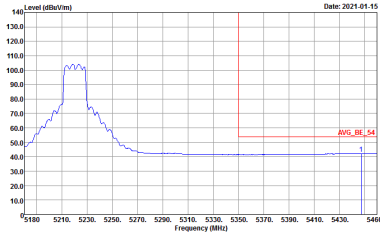


| | | |
|------|--|--|
| WIFI | Band 1 5150~5250MHz Band Edge @ 3m | |
| ANT | 802.11a CH36 5180MHz | |
| 11+6 | Vertical | Fundamental |
| Peak |  <p>Site : 03CH16-HY Condition : PEAK_BE_74 3m 91200_1522 VERTICAL RBW:1000.000KHz VBW:3000.000KHz SWT:Auto Detector : Peak Project : 110409</p> |  <p>Site : 03CH16-HY Condition : PEAK(UNII) 3m 91200_1522 VERTICAL RBW:1000.000KHz VBW:3000.000KHz SWT:Auto Detector : Peak Project : 110409</p> |
| Avg. |  <p>Site : 03CH16-HY Condition : AVG_BE_54 3m 91200_1522 VERTICAL RBW:1000.000KHz VBW:3000.000KHz SWT:Auto Detector : Peak Project : 110409</p> | Left blank |

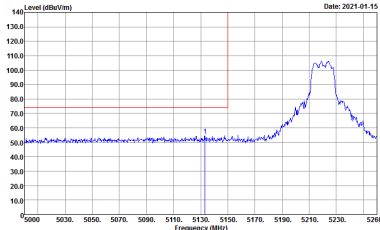
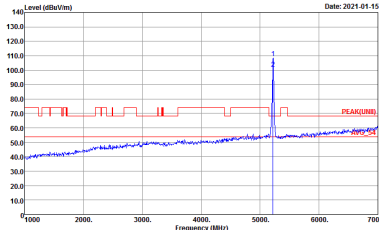
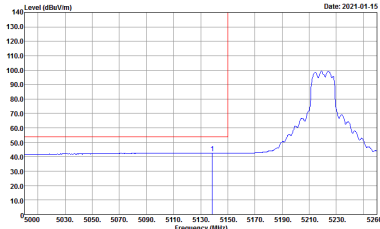


| | | |
|------|--|--|
| WIFI | Band 1 5150~5250MHz Band Edge @ 3m | |
| ANT | 802.11a CH44 5220MHz - L | |
| 11+6 | Horizontal | Fundamental |
| Peak |  <p>Site : 03CH16-HY Condition : PEAK_BE_74 3m 91200_1522 HORIZONTAL RBW:1000.000KHz VBW:3000.000KHz SWT:Auto Detector : Peak Project : 110409</p> |  <p>Site : 03CH16-HY Condition : PEAK(UNII) 3m 91200_1522 HORIZONTAL RBW:1000.000KHz VBW:3000.000KHz SWT:Auto Detector : Peak Project : 110409</p> |
| Avg. |  <p>Site : 03CH16-HY Condition : AVG_BE_54 3m 91200_1522 HORIZONTAL RBW:1000.000KHz VBW:3000.000KHz SWT:Auto Detector : Peak Project : 110409</p> | Left blank |

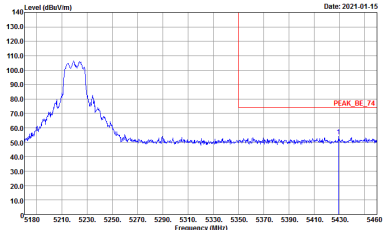
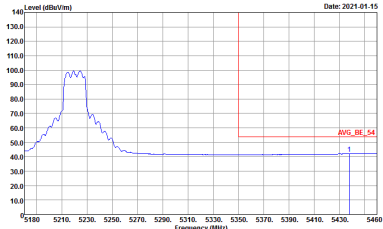


| WIFI | Band 1 5150~5250MHz Band Edge @ 3m | |
|--------------------|--|-------------------|
| ANT | 802.11a CH44 5220MHz - R | |
| 11+6 | Horizontal | Fundamental |
| <p>Peak</p> |  <p>Site : 03CH16-HY Condition : PEAK_BE_74 3m 91200_1522 HORIZONTAL RBW:1000.000KHz VBW:3000.000KHz SWT:Auto Detector : Peak Project : 110409</p> | <p>Left blank</p> |
| <p>Avg.</p> |  <p>Site : 03CH16-HY Condition : AVG_BE_54 3m 91200_1522 HORIZONTAL RBW:1000.000KHz VBW:3000.000KHz SWT:Auto Detector : Peak Project : 110409</p> | <p>Left blank</p> |

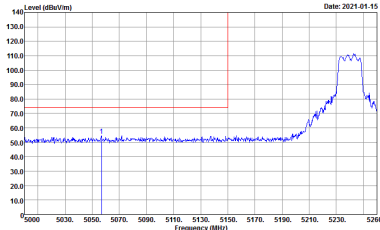
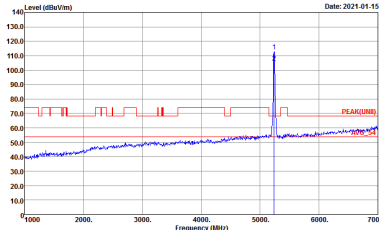
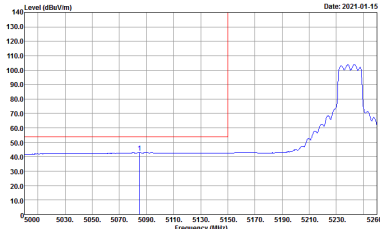


| WIFI | Band 1 5150~5250MHz Band Edge @ 3m | |
|--------------------|--|--|
| ANT | 802.11a CH44 5220MHz - L | |
| 11+6 | Vertical | Fundamental |
| <p>Peak</p> |  <p>Site : 03CH16-HY Condition : PEAK_BE_74 3m 91200_1522 VERTICAL RBW:1000.000KHz VBW:3000.000KHz SWT:Auto Detector : Peak Project : 110409</p> |  <p>Site : 03CH16-HY Condition : PEAK(UNII) 3m 91200_1522 VERTICAL RBW:1000.000KHz VBW:3000.000KHz SWT:Auto Detector : Peak Project : 110409</p> |
| <p>Avg.</p> |  <p>Site : 03CH16-HY Condition : AVG_BE_54 3m 91200_1522 VERTICAL RBW:1000.000KHz VBW:3000.000KHz SWT:Auto Detector : Peak Project : 110409</p> | <p>Left blank</p> |

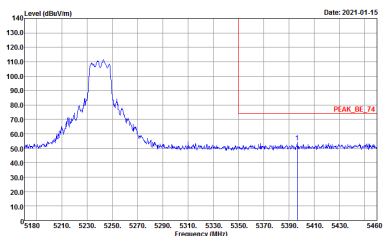
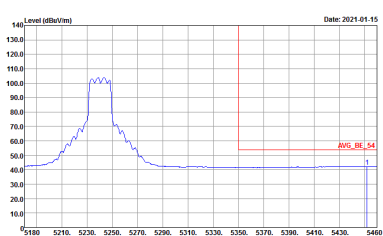


| WIFI | Band 1 5150~5250MHz Band Edge @ 3m | |
|--------------------|--|-------------------|
| ANT | 802.11a CH44 5220MHz - R | |
| 11+6 | Vertical | Fundamental |
| <p>Peak</p> |  <p>Site : 03CH16-HY Condition : PEAK_BE_74 3m 9120D_1522 VERTICAL RBW:1000.000kHz VBW:3000.000kHz SWT:Auto Detector : Peak Project : 110409</p> | <p>Left blank</p> |
| <p>Avg.</p> |  <p>Site : 03CH16-HY Condition : AVG_BE_54 3m 9120D_1522 VERTICAL RBW:1000.000kHz VBW:3000.000kHz SWT:Auto Detector : Peak Project : 110409</p> | <p>Left blank</p> |

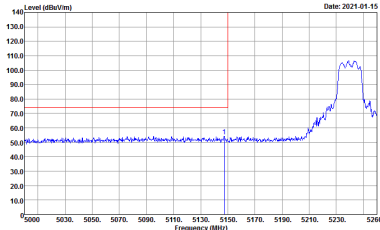
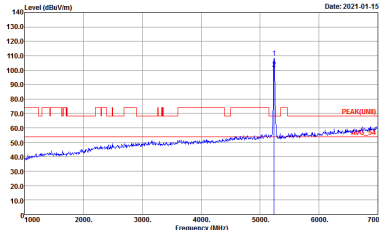
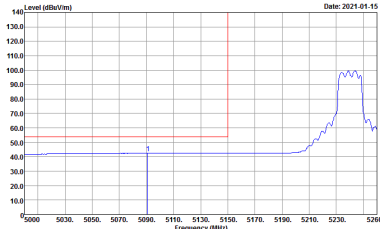


| WIFI | Band 1 5150~5250MHz Band Edge @ 3m | |
|--------------------|--|--|
| ANT | 802.11a CH48 5240MHz - L | |
| 11+6 | Horizontal | Fundamental |
| <p>Peak</p> |  <p>Site : 03CH16-HY Condition : PEAK_BE_74 3m 91200_1522 HORIZONTAL RBW:1000.000kHz VBW:3000.000kHz SWT:Auto Detector : Peak Project : 110409</p> |  <p>Site : 03CH16-HY Condition : PEAK(UNII) 3m 91200_1522 HORIZONTAL RBW:1000.000kHz VBW:3000.000kHz SWT:Auto Detector : Peak Project : 110409</p> |
| <p>Avg.</p> |  <p>Site : 03CH16-HY Condition : AVG_BE_54 3m 91200_1522 HORIZONTAL RBW:1000.000kHz VBW:3000.000kHz SWT:Auto Detector : Peak Project : 110409</p> | <p>Left blank</p> |

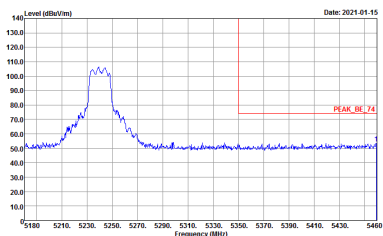
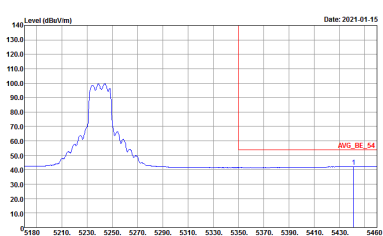


| WIFI | Band 1 5150~5250MHz Band Edge @ 3m | |
|--------------------|--|-------------------|
| ANT | 802.11a CH48 5240MHz - R | |
| 11+6 | Horizontal | Fundamental |
| <p>Peak</p> |  <p>Site : 03CH16-HY Condition : PEAK_BE_74 3m 91200_1522 HORIZONTAL RBW:1000.000KHz VBW:3000.000KHz SWT:Auto Detector : Peak Project : 110409</p> | <p>Left blank</p> |
| <p>Avg.</p> |  <p>Site : 03CH16-HY Condition : AVG_BE_54 3m 91200_1522 HORIZONTAL RBW:1000.000KHz VBW:3000.000KHz SWT:Auto Detector : Peak Project : 110409</p> | <p>Left blank</p> |



| WIFI | Band 1 5150~5250MHz Band Edge @ 3m | |
|--------------------|--|--|
| ANT | 802.11a CH48 5240MHz - L | |
| 11+6 | Vertical | Fundamental |
| <p>Peak</p> |  <p>Site : 03CH16-HY Condition : PEAK_BE_74 3m 91200_1522 VERTICAL RBW:1000.000KHz VBW:3000.000KHz SWT:Auto Detector : Peak Project : 110409</p> |  <p>Site : 03CH16-HY Condition : PEAK(UNII) 3m 91200_1522 VERTICAL RBW:1000.000KHz VBW:3000.000KHz SWT:Auto Detector : Peak Project : 110409</p> |
| <p>Avg.</p> |  <p>Site : 03CH16-HY Condition : AVG_BE_54 3m 91200_1522 VERTICAL RBW:1000.000KHz VBW:3000.000KHz SWT:Auto Detector : Peak Project : 110409</p> | <p>Left blank</p> |



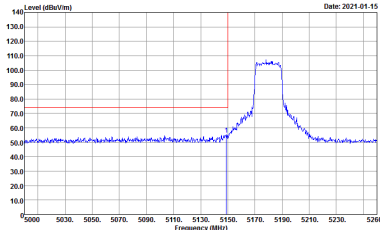
| WIFI | Band 1 5150~5250MHz Band Edge @ 3m | |
|--------------------|--|-------------------|
| ANT | 802.11a CH48 5240MHz - R | |
| 11+6 | Vertical | Fundamental |
| <p>Peak</p> |  <p>Site : 03CH16-HY Condition : PEAK_BE_74 3m 91200_1522 VERTICAL RBW:1000.000KHz VBW:3000.000KHz SWT:Auto Detector : Peak Project : 110409</p> | <p>Left blank</p> |
| <p>Avg.</p> |  <p>Site : 03CH16-HY Condition : AVG_BE_54 3m 91200_1522 VERTICAL RBW:1000.000KHz VBW:3000.000KHz SWT:Auto Detector : Peak Project : 110409</p> | <p>Left blank</p> |



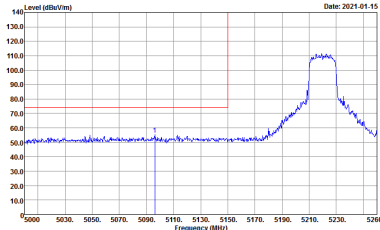
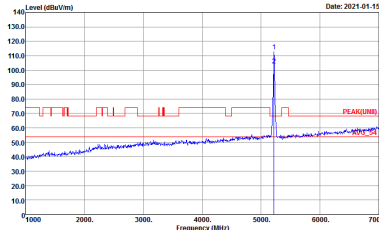
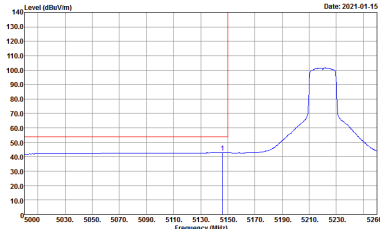
Band 1 5150~5250MHz
WIFI 802.11ax HE20 Full (Band Edge @ 3m)

| WIFI | Band 1 5150~5250MHz Band Edge @ 3m | |
|-------------|---|---|
| ANT | 802.11ax HE20 Full CH36 5180MHz | |
| 11+6 | Horizontal | Fundamental |
| Peak | <p> Site : 03CH16-HY Condition : PEAK_BE_74 3m 91200_1522 HORIZONTAL Detector : RBW:1000.000KHz VBW:3000.000KHz SWT:Auto Project : 110409 </p> | <p> Site : 03CH16-HY Condition : PEAK(UNIT) 3m 91200_1522 HORIZONTAL Detector : RBW:1000.000KHz VBW:3000.000KHz SWT:Auto Project : 110409 </p> |
| Avg. | <p> Site : 03CH16-HY Condition : AVG_BE_54 3m 91200_1522 HORIZONTAL Detector : Peak Project : 110409 </p> | Left blank |

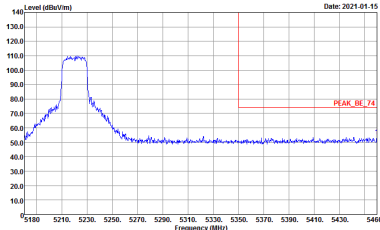
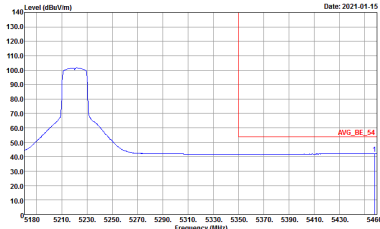


| WIFI | Band 1 5150~5250MHz Band Edge @ 3m | |
|--------------------|--|--|
| ANT | 802.11ax HE20 Full CH36 5180MHz | |
| 11+6 | Vertical | Fundamental |
| <p>Peak</p> |  <p>Site : 03CH16-HY Condition : PEAK_BE_74 3m 91200_1522 VERTICAL RBW:1000.000KHz VBW:3000.000KHz SWT:Auto Detector : Peak Project : 110409</p> |  <p>Site : 03CH16-HY Condition : PEAK(UNII) 3m 91200_1522 VERTICAL RBW:1000.000KHz VBW:3000.000KHz SWT:Auto Detector : Peak Project : 110409</p> |
| <p>Avg.</p> |  <p>Site : 03CH16-HY Condition : AVG_BE_54 3m 91200_1522 VERTICAL RBW:1000.000KHz VBW:3000.000KHz SWT:Auto Detector : Peak Project : 110409</p> | <p>Left blank</p> |

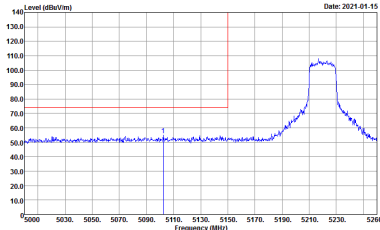
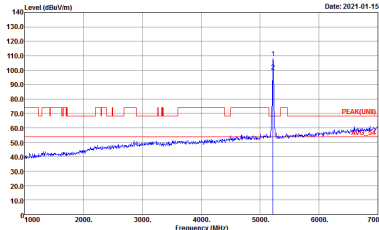
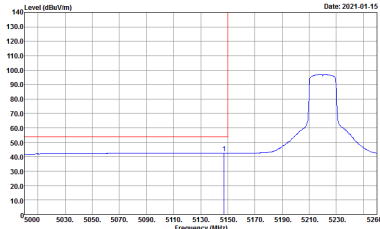


| WIFI | Band 1 5150~5250MHz Band Edge @ 3m | |
|--------------------|--|--|
| ANT | 802.11ax HE20 Full CH44 5220MHz - L | |
| 11+6 | Horizontal | Fundamental |
| <p>Peak</p> |  <p>Site : 03CH16-HY Condition : PEAK_BE_74 3m 91200_1522 HORIZONTAL RBW:1000.000KHz VBW:3000.000KHz SWT:Auto Detector : Peak Project : 110409</p> |  <p>Site : 03CH16-HY Condition : PEAK(UNII) 3m 91200_1522 HORIZONTAL RBW:1000.000KHz VBW:3000.000KHz SWT:Auto Detector : Peak Project : 110409</p> |
| <p>Avg.</p> |  <p>Site : 03CH16-HY Condition : AVG_BE_54 3m 91200_1522 HORIZONTAL RBW:1000.000KHz VBW:3000.000KHz SWT:Auto Detector : Peak Project : 110409</p> | <p>Left blank</p> |

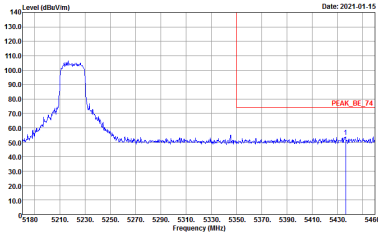
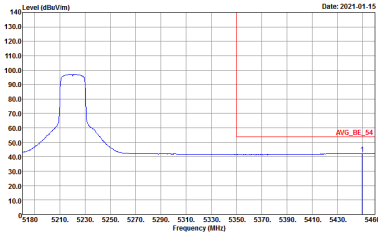


| WIFI | Band 1 5150~5250MHz Band Edge @ 3m | |
|--------------------|--|-------------------|
| ANT | 802.11ax HE20 Full CH44 5220MHz - R | |
| 11+6 | Horizontal | Fundamental |
| <p>Peak</p> |  <p>Site : 03CH16-HY Condition : PEAK_BE_74 3m 91200_1522 HORIZONTAL RBW:1000.000KHz VBW:3000.000KHz SWT:Auto Detector : Peak Project : 110409</p> | <p>Left blank</p> |
| <p>Avg.</p> |  <p>Site : 03CH16-HY Condition : AVG_BE_54 3m 91200_1522 HORIZONTAL RBW:1000.000KHz VBW:3000.000KHz SWT:Auto Detector : Peak Project : 110409</p> | <p>Left blank</p> |

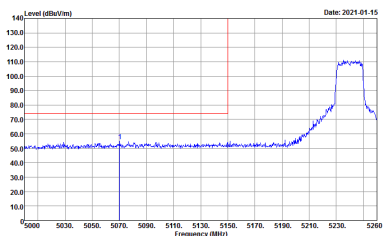
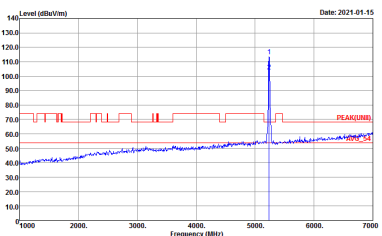
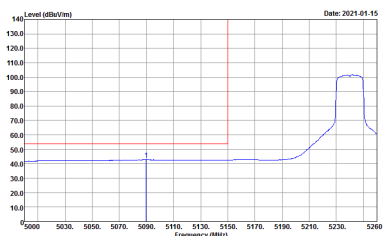


| WIFI | Band 1 5150~5250MHz Band Edge @ 3m | |
|--------------------|--|--|
| ANT | 802.11ax HE20 Full CH44 5220MHz - L | |
| 11+6 | Vertical | Fundamental |
| <p>Peak</p> |  <p>Site : 03CH16-HY Condition : PEAK_BE_74 3m 91200_1522 VERTICAL RBW:1000.000KHz VBW:3000.000KHz SWT:Auto Detector : Peak Project : 110409</p> |  <p>Site : 03CH16-HY Condition : PEAK(UNII) 3m 91200_1522 VERTICAL RBW:1000.000KHz VBW:3000.000KHz SWT:Auto Detector : Peak Project : 110409</p> |
| <p>Avg.</p> |  <p>Site : 03CH16-HY Condition : AVG_BE_54 3m 91200_1522 VERTICAL RBW:1000.000KHz VBW:3000.000KHz SWT:Auto Detector : Peak Project : 110409</p> | <p>Left blank</p> |

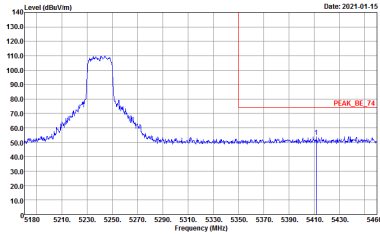
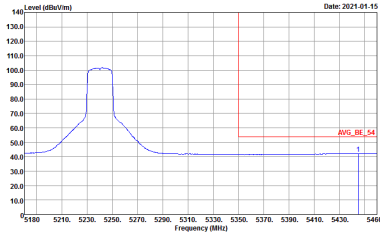


| WIFI | Band 1 5150~5250MHz Band Edge @ 3m | |
|--------------------|--|-------------------|
| ANT | 802.11ax HE20 Full CH44 5220MHz - R | |
| 11+6 | Vertical | Fundamental |
| <p>Peak</p> |  <p>Site : 03CH16-HY Condition : PEAK_BE_74 3m 9120D_1522 VERTICAL RBW:1000.000kHz VBW:3000.000kHz SWT:Auto Detector : Peak Project : 110409</p> | <p>Left blank</p> |
| <p>Avg.</p> |  <p>Site : 03CH16-HY Condition : AVG_BE_54 3m 9120D_1522 VERTICAL RBW:1000.000kHz VBW:3000.000kHz SWT:Auto Detector : Peak Project : 110409</p> | <p>Left blank</p> |



| | | |
|------|--|--|
| WIFI | Band 1 5150~5250MHz Band Edge @ 3m | |
| ANT | 802.11ax HE20 Full CH48 5240MHz - L | |
| 11+6 | Horizontal | Fundamental |
| Peak |  <p>Site : 03CH16-HY Condition : PEAK_BE_74 3m 91200_1522 HORIZONTAL RBW:1000.000KHz VBW:3000.000KHz SWT:Auto Detector : Peak Project : 110409</p> |  <p>Site : 03CH16-HY Condition : PEAK(UNII) 3m 91200_1522 HORIZONTAL RBW:1000.000KHz VBW:3000.000KHz SWT:Auto Detector : Peak Project : 110409</p> |
| Avg. |  <p>Site : 03CH16-HY Condition : AVG_BE_54 3m 91200_1522 HORIZONTAL RBW:1000.000KHz VBW:3000.000KHz SWT:Auto Detector : Peak Project : 110409</p> | Left blank |

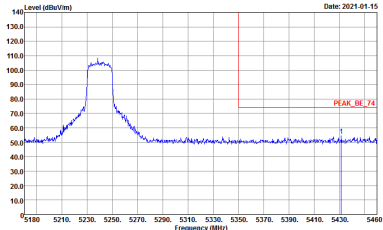
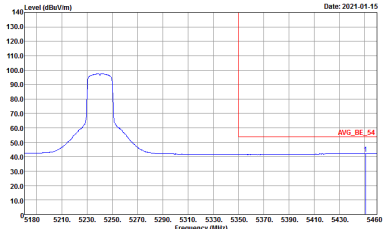


| WIFI | Band 1 5150~5250MHz Band Edge @ 3m | |
|--------------------|--|-------------------|
| ANT | 802.11ax HE20 Full CH48 5240MHz - R | |
| 11+6 | Horizontal | Fundamental |
| <p>Peak</p> |  <p>Site : 03CH16-HY Condition : PEAK_BE_74 3m 91200_1522 HORIZONTAL RBW:1000.000KHz VBW:3000.000KHz SWT:Auto Detector : Peak Project : 110409</p> | <p>Left blank</p> |
| <p>Avg.</p> |  <p>Site : 03CH16-HY Condition : AVG_BE_54 3m 91200_1522 HORIZONTAL RBW:1000.000KHz VBW:3000.000KHz SWT:Auto Detector : Peak Project : 110409</p> | <p>Left blank</p> |



| WIFI | Band 1 5150~5250MHz Band Edge @ 3m | |
|--------------------|---|---|
| ANT | 802.11ax HE20 Full CH48 5240MHz - L | |
| 11+6 | Vertical | Fundamental |
| <p>Peak</p> | <p>Site : 03CH16-HY Condition : PEAK_BE_74 3m 91200_1522 VERTICAL RBW:1000.000kHz VBW:3000.000kHz SWT:Auto Detector : Peak Project : 110409</p> | <p>Site : 03CH16-HY Condition : PEAK(UNII) 3m 91200_1522 VERTICAL RBW:1000.000kHz VBW:3000.000kHz SWT:Auto Detector : Peak Project : 110409</p> |
| <p>Avg.</p> | <p>Site : 03CH16-HY Condition : AVG_BE_54 3m 91200_1522 VERTICAL RBW:1000.000kHz VBW:3000.000kHz SWT:Auto Detector : Peak Project : 110409</p> | <p>Left blank</p> |



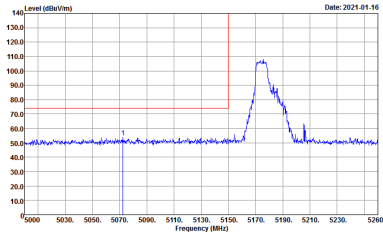
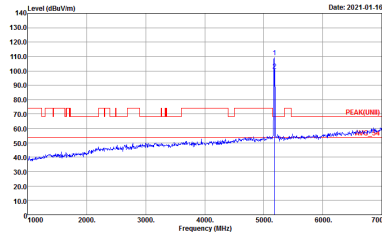
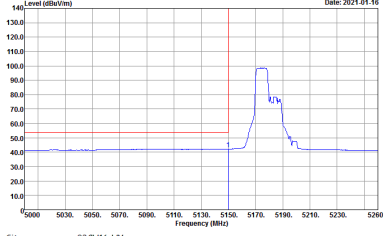
| WIFI | Band 1 5150~5250MHz Band Edge @ 3m | |
|--------------------|--|-------------------|
| ANT | 802.11ax HE20 Full CH48 5240MHz - R | |
| 11+6 | Vertical | Fundamental |
| <p>Peak</p> |  <p>Site : 03CH16-HY Condition : PEAK_BE_74 3m 91200_1522 VERTICAL RBW:1000.000kHz VBW:3000.000kHz SWT:Auto Detector : Peak Project : 110409</p> | <p>Left blank</p> |
| <p>Avg.</p> |  <p>Site : 03CH16-HY Condition : AVG_BE_54 3m 91200_1522 VERTICAL RBW:1000.000kHz VBW:3000.000kHz SWT:Auto Detector : Peak Project : 110409</p> | <p>Left blank</p> |



Band 1 5150~5250MHz
WIFI 802.11ax HE20 Partial 106 (Band Edge @ 3m)

| WIFI | Band 1 5150~5250MHz Band Edge @ 3m | |
|-------------|---|--|
| ANT | 802.11ax HE20 Partial 106/53 CH36 5180MHz | |
| 11+6 | Horizontal | Fundamental |
| Peak | <p>Site : 03CH16-HY Condition : PEAK_BE_74 3m 91200_1522 HORIZONTAL : RBW:1000.000KHz VBW:3000.000KHz SWF:Auto Detector : Peak Project : 110409</p> | <p>Site : 03CH16-HY Condition : PEAK(FUNDT) 3m 91200_1522 HORIZONTAL : RBW:1000.000KHz VBW:3000.000KHz SWT:Auto Detector : Peak Project : 110409</p> |
| Avg. | <p>Site : 03CH16-HY Condition : AVG_BE_54 3m 91200_1522 HORIZONTAL : RBW:1000.000KHz VBW:0.010KHz SWF:Auto Detector : Peak Project : 110409</p> | Left blank |



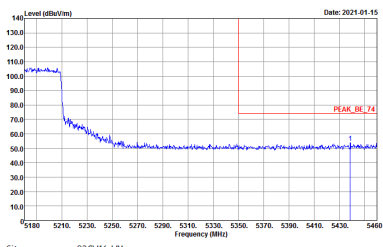
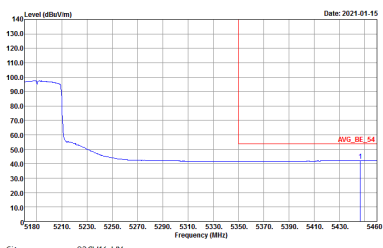
| WIFI | Band 1 5150~5250MHz Band Edge @ 3m | |
|--------------------|---|--|
| ANT | 802.11ax HE20 Partial 106/53 CH36 5180MHz | |
| 11+6 | Vertical | Fundamental |
| <p>Peak</p> |  <p>Date: 2021-01-16</p> <p>Site : 03CH16-HY Condition : PEAK_BE_74 3m 91200_1522 VERTICAL RBW:1000.000kHz VBW:3000.000kHz SWT:Auto Detector : Peak Project : 110409</p> |  <p>Date: 2021-01-16</p> <p>Site : 03CH16-HY Condition : PEAK(UNII) 3m 91200_1522 VERTICAL RBW:1000.000kHz VBW:3000.000kHz SWT:Auto Detector : Peak Project : 110409</p> |
| <p>Avg.</p> |  <p>Date: 2021-01-16</p> <p>Site : 03CH16-HY Condition : AVG_BE_54 3m 91200_1522 VERTICAL RBW:1000.000kHz VBW:0.010kHz SWT:Auto Detector : Peak Project : 110409</p> | <p>Left blank</p> |



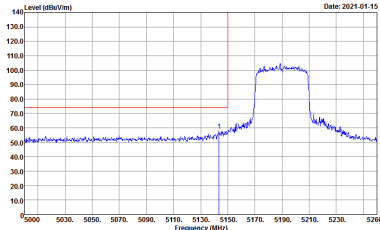
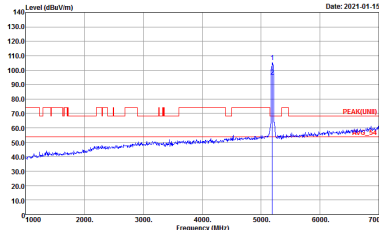
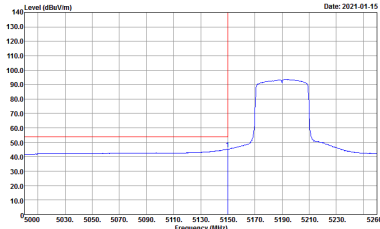
Band 1 5150~5250MHz
WIFI 802.11ax HE40 Full (Band Edge @ 3m)

| WIFI | Band 1 5150~5250MHz Band Edge @ 3m | |
|-------------|---|---|
| ANT | 802.11ax HE40 Full CH38 5190MHz - L | |
| 11+6 | Horizontal | Fundamental |
| Peak | <p>Site : 03CH16-HY Condition : PEAK_BE_74 3m 91200_1522 HORIZONTAL Detector : RBW:1000.000kHz VBW:3000.000kHz SWT:Auto Project : 110409</p> | <p>Site : 03CH16-HY Condition : PEAK(UNIT) 3m 91200_1522 HORIZONTAL Detector : RBW:1000.000kHz VBW:3000.000kHz SWT:Auto Project : 110409</p> |
| Avg. | <p>Site : 03CH16-HY Condition : AVG_BE_54 3m 91200_1522 HORIZONTAL Detector : Peak Project : 110409</p> | Left blank |

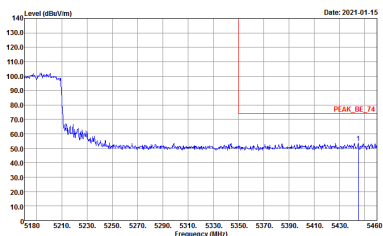
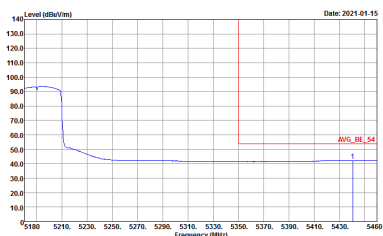


| WIFI | Band 1 5150~5250MHz Band Edge @ 3m | |
|--------------------|--|-------------------|
| ANT | 802.11ax HE40 Full CH38 5190MHz - R | |
| 11+6 | Horizontal | Fundamental |
| <p>Peak</p> |  <p>Site : 03CH16-HY Condition : PEAK_BE_74 3m 91200_1522 HORIZONTAL RBW:1000.000KHz VBW:3000.000KHz SWT:Auto Detector : Peak Project : 110409</p> | <p>Left blank</p> |
| <p>Avg.</p> |  <p>Site : 03CH16-HY Condition : AVG_BE_54 3m 91200_1522 HORIZONTAL RBW:1000.000KHz VBW:3000.000KHz SWT:Auto Detector : Peak Project : 110409</p> | <p>Left blank</p> |

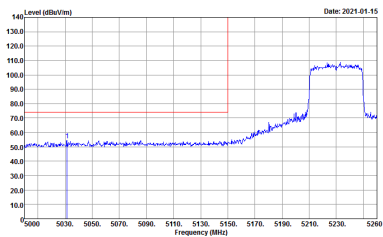
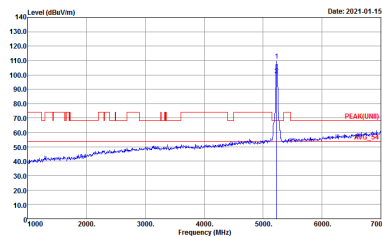
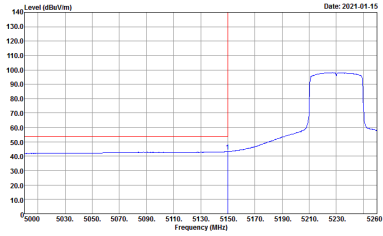


| WIFI | Band 1 5150~5250MHz Band Edge @ 3m | |
|--------------------|--|--|
| ANT | 802.11ax HE40 Full CH38 5190MHz - L | |
| 11+6 | Vertical | Fundamental |
| <p>Peak</p> |  <p>Site : 03CH16-HY Condition : PEAK_BE_74 3m 91200_1522 VERTICAL RBW:1000.000KHz VBW:3000.000KHz SWT:Auto Detector : Peak Project : 110409</p> |  <p>Site : 03CH16-HY Condition : PEAK(UNII) 3m 91200_1522 VERTICAL RBW:1000.000KHz VBW:3000.000KHz SWT:Auto Detector : Peak Project : 110409</p> |
| <p>Avg.</p> |  <p>Site : 03CH16-HY Condition : AVG_BE_54 3m 91200_1522 VERTICAL RBW:1000.000KHz VBW:3000.000KHz SWT:Auto Detector : Peak Project : 110409</p> | <p>Left blank</p> |

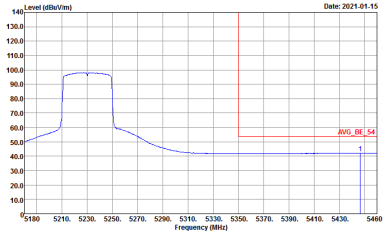


| WIFI | Band 1 5150~5250MHz Band Edge @ 3m | |
|--------------------|--|-------------------|
| ANT | 802.11ax HE40 Full CH38 5190MHz - R | |
| 11+6 | Vertical | Fundamental |
| <p>Peak</p> |  <p>Site : 03CH16-HY Condition : PEAK_BE_74 3m 91200_1522 VERTICAL RBW:1000.000kHz VBW:3000.000kHz SWT:Auto Detector : Peak Project : 110409</p> | <p>Left blank</p> |
| <p>Avg.</p> |  <p>Site : 03CH16-HY Condition : AVG_BE_54 3m 91200_1522 VERTICAL RBW:1000.000kHz VBW:3000.000kHz SWT:Auto Detector : Peak Project : 110409</p> | <p>Left blank</p> |

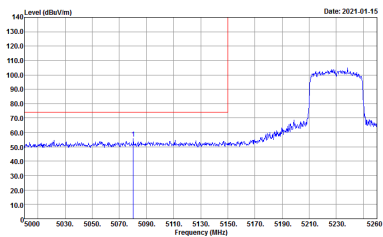
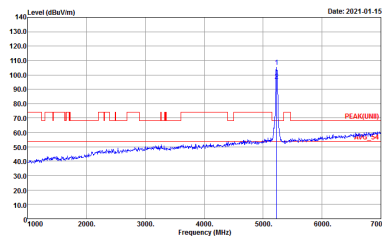
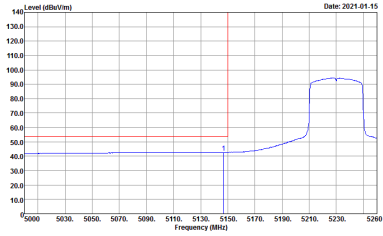


| WIFI | Band 1 5150~5250MHz Band Edge @ 3m | |
|--------------------|--|--|
| ANT | 802.11ax HE40 Full CH46 5230MHz - L | |
| 11+6 | Horizontal | Fundamental |
| <p>Peak</p> |  <p>Site : 03CH16-HY Condition : PEAK_BE_74 3m 91200_1522 HORIZONTAL Detector : Peak Project : 110409</p> |  <p>Site : 03CH16-HY Condition : PEAK(UNII) 3m 91200_1522 HORIZONTAL Detector : Peak Project : 110409</p> |
| <p>Avg.</p> |  <p>Site : 03CH16-HY Condition : AVG_BE_54 3m 91200_1522 HORIZONTAL Detector : Peak Project : 110409</p> | <p>Left blank</p> |

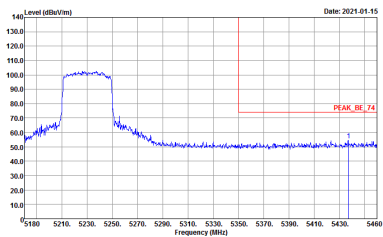
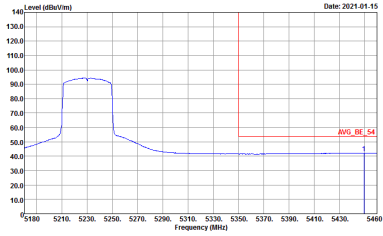


| WIFI | Band 1 5150~5250MHz Band Edge @ 3m | |
|--------------------|--|-------------------|
| ANT | 802.11ax HE40 Full CH46 5230MHz - R | |
| 11+6 | Horizontal | Fundamental |
| <p>Peak</p> |  <p>Site : 03CH16-HY Condition : PEAK_BE_74 3m 91200_1522 HORIZONTAL Detector : Peak Project : 110409</p> | <p>Left blank</p> |
| <p>Avg.</p> |  <p>Site : 03CH16-HY Condition : AVG_BE_54 3m 91200_1522 HORIZONTAL Detector : Peak Project : 110409</p> | <p>Left blank</p> |



| WIFI | Band 1 5150~5250MHz Band Edge @ 3m | |
|--------------------|--|--|
| ANT | 802.11ax HE40 Full CH46 5230MHz - L | |
| 11+6 | Vertical | Fundamental |
| <p>Peak</p> |  <p>Date: 2021-01-15</p> <p>Site : 03CH16-HY Condition : PEAK_BE_74 3m 91200_1522 VERTICAL RBW:1000.000KHz VBW:3000.000KHz SWT:Auto Detector : Peak Project : 110409</p> |  <p>Date: 2021-01-15</p> <p>Site : 03CH16-HY Condition : PEAK(UNII) 3m 91200_1522 VERTICAL RBW:1000.000KHz VBW:3000.000KHz SWT:Auto Detector : Peak Project : 110409</p> |
| <p>Avg.</p> |  <p>Date: 2021-01-15</p> <p>Site : 03CH16-HY Condition : AVG_BE_54 3m 91200_1522 VERTICAL RBW:1000.000KHz VBW:3000.000KHz SWT:Auto Detector : Peak Project : 110409</p> | <p>Left blank</p> |



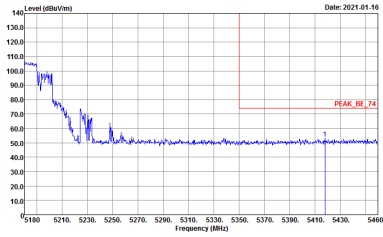
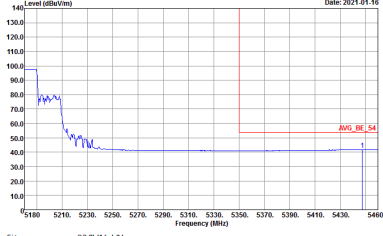
| WIFI | Band 1 5150~5250MHz Band Edge @ 3m | |
|--------------------|--|-------------------|
| ANT | 802.11ax HE40 Full CH46 5230MHz - R | |
| 11+6 | Vertical | Fundamental |
| <p>Peak</p> |  <p>Site : 03CH16-HY Condition : PEAK_BE_74 3m 91200_1522 VERTICAL Detector : Peak Project : 110409</p> | <p>Left blank</p> |
| <p>Avg.</p> |  <p>Site : 03CH16-HY Condition : AVG_BE_54 3m 91200_1522 VERTICAL Detector : Peak Project : 110409</p> | <p>Left blank</p> |



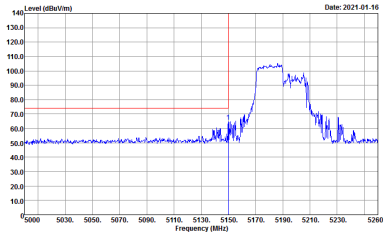
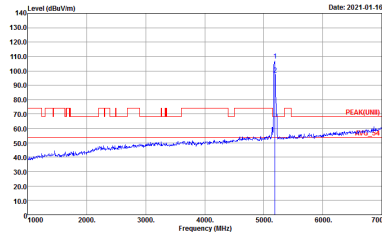
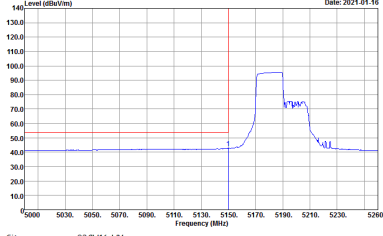
Band 1 5150~5250MHz
WIFI 802.11ax HE40 Partial 242 (Band Edge @ 3m)

| WIFI | Band 1 5150~5250MHz Band Edge @ 3m | |
|-------------|---|--|
| ANT | 802.11ax HE40 Partial 242/61 CH38 5190MHz - L | |
| 11+6 | Horizontal | Fundamental |
| Peak | <p>Site : 03CH16-HY Condition : PEAK_BE_74 3m 91200_1522 HORIZONTAL : RBW:1000.000kHz VBW:3000.000kHz SWF:Auto Detector : Peak Project : 110409</p> | <p>Site : 03CH16-HY Condition : PEAK(FUNDT) 3m 91200_1522 HORIZONTAL : RBW:1000.000kHz VBW:3000.000kHz SWT:Auto Detector : Peak Project : 110409</p> |
| Avg. | <p>Site : 03CH16-HY Condition : AVG_BE_54 3m 91200_1522 HORIZONTAL : RBW:1000.000kHz VBW:0.010kHz SWT:Auto Detector : Peak Project : 110409</p> | Left blank |



| WIFI | Band 1 5150~5250MHz Band Edge @ 3m | |
|--------------------|---|-------------------|
| ANT | 802.11ax HE40 Partial 242/61 CH38 5190MHz - R | |
| 11+6 | Horizontal | Fundamental |
| <p>Peak</p> |  <p>Date: 2021-01-16</p> <p>Site : 03CH16-HY Condition : PEAK_BE_74 3m 91200_1522 HORIZONTAL RBW:1000.000kHz VBW:3000.000kHz SWF:Auto Detector : Peak Project : 110409</p> | <p>Left blank</p> |
| <p>Avg.</p> |  <p>Date: 2021-01-16</p> <p>Site : 03CH16-HY Condition : AVG_BE_54 3m 91200_1522 HORIZONTAL RBW:1000.000kHz VBW:0.010kHz SWF:Auto Detector : Peak Project : 110409</p> | <p>Left blank</p> |



| | | |
|------|---|--|
| WIFI | Band 1 5150~5250MHz Band Edge @ 3m | |
| ANT | 802.11ax HE40 Partial 242/61 CH38 5190MHz - L | |
| 11+6 | Vertical | Fundamental |
| Peak |  <p>Date: 2021-01-16</p> <p>Site : 03CH16-HY Condition : PEAK_BE_74 3m 91200_1522 VERTICAL RBW:1000.000kHz VBW:3000.000kHz SWT:Auto Detector : Peak Project : 110409</p> |  <p>Date: 2021-01-16</p> <p>Site : 03CH16-HY Condition : PEAK(UNII) 3m 91200_1522 VERTICAL RBW:1000.000kHz VBW:3000.000kHz SWT:Auto Detector : Peak Project : 110409</p> |
| Avg. |  <p>Date: 2021-01-16</p> <p>Site : 03CH16-HY Condition : AVG_BE_54 3m 91200_1522 VERTICAL RBW:1000.000kHz VBW:0.010kHz SWT:Auto Detector : Peak Project : 110409</p> | Left blank |



| WIFI | Band 1 5150~5250MHz Band Edge @ 3m | |
|------|---|-------------|
| ANT | 802.11ax HE40 Partial 242/61 CH38 5190MHz - R | |
| 11+6 | Vertical | Fundamental |
| Peak | <p>Site : 03CH16-HY Condition : PEAK_BE_74 3m 91200_1522 VERTICAL RBW:1000.000kHz VBW:3000.000kHz SWF:Auto Detector : Peak Project : 110409</p> | Left blank |
| Avg. | <p>Site : 03CH16-HY Condition : AVG_BE_54 3m 91200_1522 VERTICAL RBW:1000.000kHz VBW:0.010kHz SWF:Auto Detector : Peak Project : 110409</p> | Left blank |



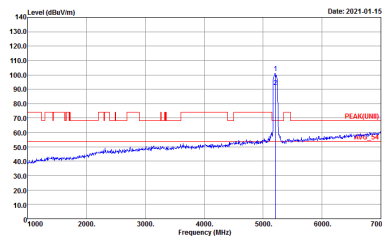
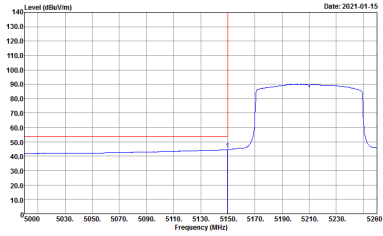
Band 1 5150~5250MHz
WIFI 802.11ax HE80 Full (Band Edge @ 3m)

| WIFI | Band 1 5150~5250MHz Band Edge @ 3m | |
|-------------|---|---|
| ANT | 802.11ax HE80 Full CH42 5210MHz - L | |
| 11+6 | Horizontal | Fundamental |
| Peak | <p>Site : 03CH16-HY Condition : PEAK_BE_74 3m 91200_1522 HORIZONTAL Detector : Peak Project : 110409</p> | <p>Site : 03CH16-HY Condition : PEAK(UNIT) 3m 91200_1522 HORIZONTAL Detector : Peak Project : 110409</p> |
| Avg. | <p>Site : 03CH16-HY Condition : AVG_BE_54 3m 91200_1522 HORIZONTAL Detector : Peak Project : 110409</p> | Left blank |



| WIFI | Band 1 5150~5250MHz Band Edge @ 3m | |
|------|---|-------------|
| ANT | 802.11ax HE80 Full CH42 5210MHz - R | |
| 11+6 | Horizontal | Fundamental |
| Peak | <p>Site : 03CH16-HY Condition : PEAK_BE_74 3m 91200_1522 HORIZONTAL RBW:1000.000kHz, VBW:3000.000kHz, SWT:Auto Detector : Peak Project : 110409</p> | Left blank |
| Avg. | <p>Site : 03CH16-HY Condition : AVG_BE_54 3m 91200_1522 HORIZONTAL RBW:1000.000kHz, VBW:3000.000kHz, SWT:Auto Detector : Peak Project : 110409</p> | Left blank |



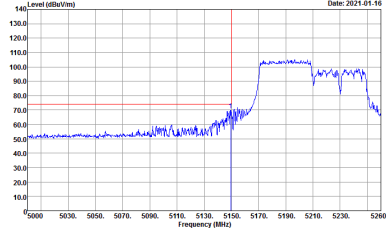
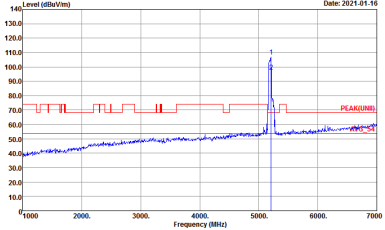
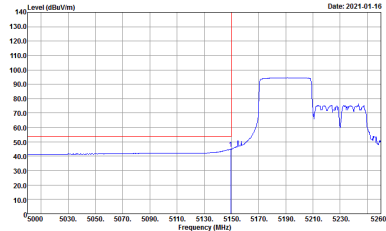
| | | |
|------|--|--|
| WIFI | Band 1 5150~5250MHz Band Edge @ 3m | |
| ANT | 802.11ax HE80 Full CH42 5210MHz - L | |
| 11+6 | Vertical | Fundamental |
| Peak |  <p>Site : 03CH16-HY Condition : PEAK_BE_74 3m 91200_1522 VERTICAL Detector : Peak Project : 110409</p> |  <p>Site : 03CH16-HY Condition : PEAK(UNII) 3m 91200_1522 VERTICAL Detector : Peak Project : 110409</p> |
| Avg. |  <p>Site : 03CH16-HY Condition : AVG_BE_54 3m 91200_1522 VERTICAL Detector : Peak Project : 110409</p> | Left blank |



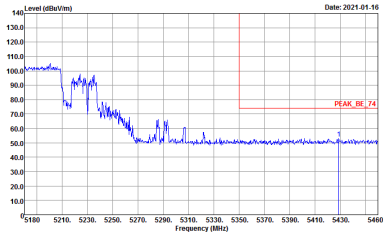
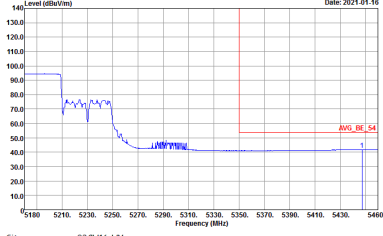
| WIFI | Band 1 5150~5250MHz Band Edge @ 3m | |
|------|--|-------------|
| ANT | 802.11ax HE80 Full CH42 5210MHz - R | |
| 11+6 | Vertical | Fundamental |
| Peak | <p>Site : 03CH16-HY Condition : PEAK_BE_74 3m 91200_1522 VERTICAL Detector : Peak Project : 110409</p> | Left blank |
| Avg. | <p>Site : 03CH16-HY Condition : AVG_BE_54 3m 91200_1522 VERTICAL Detector : Peak Project : 110409</p> | Left blank |



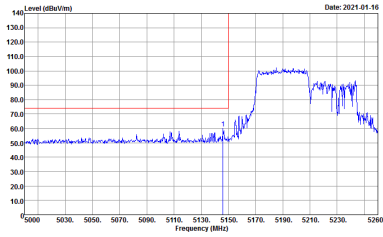
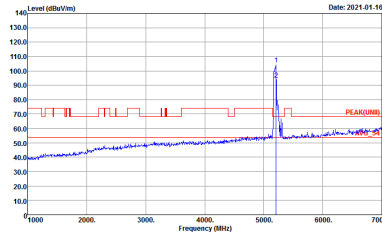
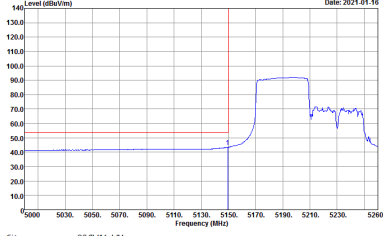
Band 1 5150~5250MHz
WIFI 802.11ax HE80 Partial 484 (Band Edge @ 3m)

| WIFI | Band 1 5150~5250MHz Band Edge @ 3m | |
|-------------|---|---|
| ANT | 802.11ax HE80 Partial 484/65 CH42 5210MHz - L | |
| 11+6 | Horizontal | Fundamental |
| Peak |  <p>Site : 03CH16-HY Condition : PEAK_BE_74 3m 91200_1522 HORIZONTAL : RBW:1000.000kHz VBW:3000.000kHz SWF:Auto Detector : Peak Project : 110409</p> |  <p>Site : 03CH16-HY Condition : PEAK(FUNDT) 3m 91200_1522 HORIZONTAL : RBW:1000.000kHz VBW:3000.000kHz SWT:Auto Detector : Peak Project : 110409</p> |
| Avg. |  <p>Site : 03CH16-HY Condition : AVG_BE_54 3m 91200_1522 HORIZONTAL : RBW:1000.000kHz VBW:0.010kHz SWF:Auto Detector : Peak Project : 110409</p> | Left blank |

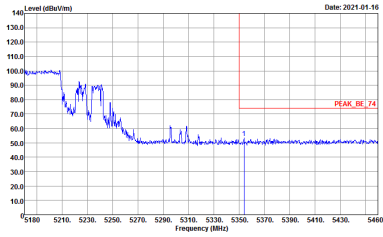
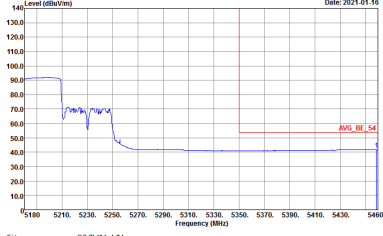


| WIFI | Band 1 5150~5250MHz Band Edge @ 3m | |
|--------------------|--|-------------------|
| ANT | 802.11ax HE80 Partial 484/65CH42 5210MHz - R | |
| 11+6 | Horizontal | Fundamental |
| <p>Peak</p> |  <p>Site : 03CH16-HY Condition : PEAK_BE_74 3m 91200_1522 HORIZONTAL Detector : Peak Project : 110409</p> | <p>Left blank</p> |
| <p>Avg.</p> |  <p>Site : 03CH16-HY Condition : AVG_BE_54 3m 91200_1522 HORIZONTAL Detector : Peak Project : 110409</p> | <p>Left blank</p> |



| WIFI | Band 1 5150~5250MHz Band Edge @ 3m | |
|--------------------|---|--|
| ANT | 802.11ax HE80 Partial 484/65 CH42 5210MHz - L | |
| 11+6 | Vertical | Fundamental |
| <p>Peak</p> |  <p>Site : 03CH16-HY Condition : PEAK_BE_74 3m 91200_1522 VERTICAL RBW:1000.000kHz VBW:3000.000kHz SWT:Auto Detector : Peak Project : 110409</p> |  <p>Site : 03CH16-HY Condition : PEAK(UNII) 3m 91200_1522 VERTICAL RBW:1000.000kHz VBW:3000.000kHz SWT:Auto Detector : Peak Project : 110409</p> |
| <p>Avg.</p> |  <p>Site : 03CH16-HY Condition : AVG_BE_54 3m 91200_1522 VERTICAL RBW:1000.000kHz VBW:0.010kHz SWT:Auto Detector : Peak Project : 110409</p> | <p>Left blank</p> |



| WIFI | Band 1 5150~5250MHz Band Edge @ 3m | |
|--------------------|--|-------------------|
| ANT | 802.11ax HE80 Partial 484/65 CH42 5210MHz - R | |
| 11+6 | Vertical | Fundamental |
| <p>Peak</p> |  <p>Site : 03CH16-HY Condition : PEAK_BE_74 3m 91200_1522 VERTICAL Detector : Peak Project : 110409</p> | <p>Left blank</p> |
| <p>Avg.</p> |  <p>Site : 03CH16-HY Condition : AVG_BE_54 3m 91200_1522 VERTICAL Detector : Peak Project : 110409</p> | <p>Left blank</p> |



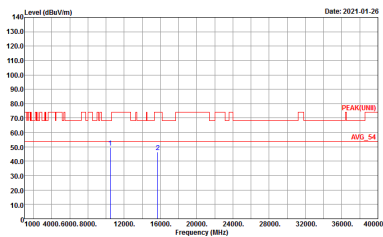
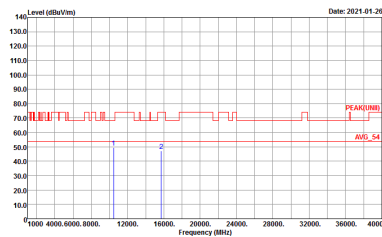
Band 1 - 5150~5250MHz
WIFI 802.11a (Harmonic @ 3m)

Table with 2 columns: Horizontal and Vertical. Each column contains a graph of Level (dBV/m) vs Frequency (MHz) and associated test parameters like Site, Condition, Detector, and Project.



| | | |
|----------------------------|---|---|
| WIFI | Band 1 5150~5250MHz Harmonic @ 3m | |
| ANT | 802.11a CH44 5220MHz | |
| 11+6 | Horizontal | Vertical |
| Peak Avg. | <p>Site : 03CH16-111 Condition : PEAK(UNII) 3m 9120D_1522 HORIZONTAL Detector : Peak Project : 110409</p> | <p>Site : 03CH16-111 Condition : PEAK(UNII) 3m 9120D_1522 VERTICAL Detector : Peak Project : 110409</p> |



| | | |
|-------------------------|--|---|
| WIFI | Band 1 5150~5250MHz Harmonic @ 3m | |
| ANT | 802.11a CH48 5240MHz | |
| 11+6 | Horizontal | Vertical |
| <p>Peak</p> <p>Avg.</p> |  <p>Site : 03CH16-111 Condition : PEAK(UNII) 3m 9120D_1522 HORIZONTAL Detector : Peak Project : 110409</p> |  <p>Site : 03CH16-111 Condition : PEAK(UNII) 3m 9120D_1522 VERTICAL Detector : Peak Project : 110409</p> |



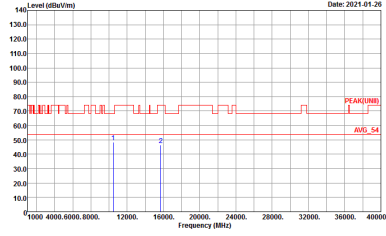
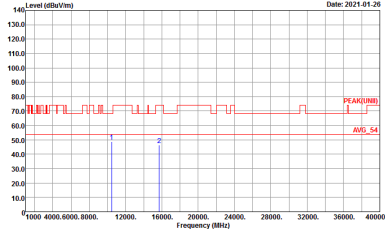
Band 1 5150~5250MHz
WIFI 802.11ax HE20 Full (Harmonic @ 3m)

| WIFI | Band 1 5150~5250MHz Harmonic @ 3m | |
|---------------------------------------|---|---|
| ANT | 802.11ax HE20 Full CH36 5180MHz | |
| 11+6 | Horizontal | Vertical |
| <p>Peak</p> <p>Avg.</p> | <p>Site : 03CH16-HY Condition : PEAK(UNIT) 3m 91200_1522 HORIZONTAL Detector : Peak Project : 110409</p> | <p>Site : 03CH16-HY Condition : PEAK(UNIT) 3m 91200_1522 VERTICAL Detector : Peak Project : 110409</p> |



| | | |
|----------------------------|--|--|
| WIFI | Band 1 5150~5250MHz Harmonic @ 3m | |
| ANT | 802.11ax HE20 Full CH44 5220MHz | |
| 11+6 | Horizontal | Vertical |
| Peak Avg. | <p>Site : 03CH16-HY Condition : PEAK(UNIT) 3m 91200_1522 HORIZONTAL Detector : Peak Project : 110409</p> | <p>Site : 03CH16-HY Condition : PEAK(UNIT) 3m 91200_1522 VERTICAL Detector : Peak Project : 110409</p> |



| | | |
|-------------------------|---|--|
| WIFI | Band 1 5150~5250MHz Harmonic @ 3m | |
| ANT | 802.11ax HE20 Full CH48 5240MHz | |
| 11+6 | Horizontal | Vertical |
| <p>Peak</p> <p>Avg.</p> |  <p>Site : (S)CH16-111 Condition : PEAK(UNII) 3m 9120D_1522 HORIZONTAL Detector : Peak Project : 110409</p> |  <p>Site : (S)CH16-111 Condition : PEAK(UNII) 3m 9120D_1522 VERTICAL Detector : Peak Project : 110409</p> |



Band 1 5150~5250MHz
WIFI 802.11ax HE20 Partial 106 (Harmonic @ 3m)

Table with 4 columns: WIFI, ANT, 11+6, and two measurement plots (Horizontal and Vertical). Includes 'Peak' and 'Avg.' labels and technical details like Site, Condition, Detector, and Project.



**Band 1 5150~5250MHz
WIFI 802.11ax HE40 Full (Harmonic @ 3m)**

| | | |
|----------------------|--|--|
| WIFI | Band 1 5150~5250MHz Harmonic @ 3m | |
| ANT | 802.11ax HE40 Full CH38 5190MHz | |
| 11+6 | Horizontal | Vertical |
| Peak Avg. | <p>Site : 03CH16-HY Condition : PEAK(UNIT) 3m 91200_1522 VERTICAL Detector : Peak Project : 110409</p> | <p>Site : 03CH16-HY Condition : PEAK(UNIT) 3m 91200_1522 VERTICAL Detector : Peak Project : 110409</p> |



| | | |
|----------------------------|---|---|
| WIFI | Band 1 5150~5250MHz Harmonic @ 3m | |
| ANT | 802.11ax HE40 Full CH46 5230MHz | |
| 11+6 | Horizontal | Vertical |
| Peak Avg. | <p>Site : 03CH16-111 Condition : PEAK(UNII) 3m 9120D_1522 HORIZONTAL Detector : Peak Project : 110409</p> | <p>Site : 03CH16-111 Condition : PEAK(UNII) 3m 9120D_1522 VERTICAL Detector : Peak Project : 110409</p> |



Band 1 5150~5250MHz
WIFI 802.11ax HE40 Partial 242 (Harmonic @ 3m)

| | | |
|----------------------------|---|---|
| WIFI | Band 1 5150~5250MHz Harmonic @ 3m | |
| ANT | 802.11ax HE40 Partial 242/61 CH38 5190MHz | |
| 11+6 | Horizontal | Vertical |
| Peak Avg. | <p>Site : 03CH16-FY Condition : PEAK(UNIT) 3m 91200_1522 HORIZONTAL Detector : Peak Project : 110409</p> | <p>Site : 03CH16-FY Condition : PEAK(UNIT) 3m 91200_1522 VERTICAL Detector : Peak Project : 110409</p> |



**Band 1 5150~5250MHz
WIFI 802.11ax HE80 Full (Harmonic @ 3m)**

| | | |
|----------------------|--|--|
| WIFI | Band 1 5150~5250MHz Harmonic @ 3m | |
| ANT | 802.11ax HE80 Full CH42 5210MHz | |
| 11+6 | Horizontal | Vertical |
| Peak Avg. | <p>Site : 03CH16-FY Condition : PEAK(UNIT) 3m 91200_1522 HORIZONTAL Detector : Peak Project : 110409</p> | <p>Site : 03CH16-FY Condition : PEAK(UNIT) 3m 91200_1522 VERTICAL Detector : Peak Project : 110409</p> |



Band 1 5150~5250MHz
WIFI 802.11ax HE80 Partial 484 (Harmonic @ 3m)

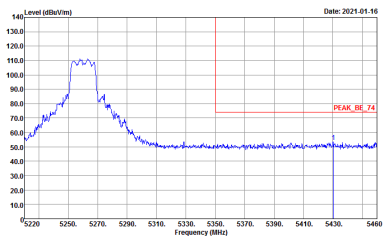
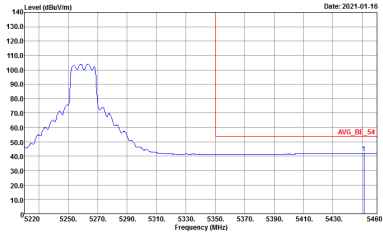
| | | |
|----------------------------|---|---|
| WIFI | Band 1 5150~5250MHz Harmonic @ 3m | |
| ANT | 802.11ax HE80 Partial 484/65 CH42 5210MHz | |
| 11+6 | Horizontal | Vertical |
| Peak Avg. | <p>Site : 03CH16-FY Condition : PEAK(UNIT) 3m 91200_1522 HORIZONTAL Detector : Peak Project : 110409</p> | <p>Site : 03CH16-FY Condition : PEAK(UNIT) 3m 91200_1522 VERTICAL Detector : Peak Project : 110409</p> |



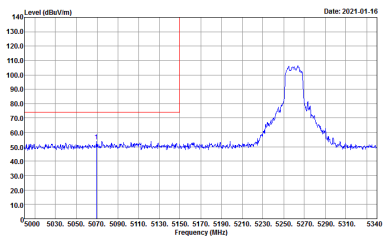
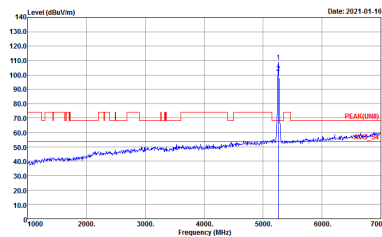
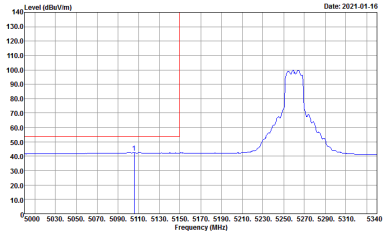
Band 2 - 5250~5350MHz
WIFI 802.11a (Band Edge @ 3m)

| WIFI | Band 2 5250~5350MHz Band Edge @ 3m | |
|-------------|---|---|
| ANT | 802.11a CH52 5260MHz - L | |
| 11+6 | Horizontal | Fundamental |
| Peak | <p>Site : 03CH16-HY Condition : PEAK_BE_74 3m 91200_1522 HORIZONTAL RBW:1000.000KHz VBW:3000.000KHz SWT:Auto Detector : Peak Project : 110409</p> | <p>Site : 03CH16-HY Condition : PEAK(FUN1) 3m 91200_1522 HORIZONTAL RBW:1000.000KHz VBW:3000.000KHz SWT:Auto Detector : Peak Project : 110409</p> |
| Avg. | <p>Site : 03CH16-HY Condition : AV6_BE_54 3m 91200_1522 HORIZONTAL RBW:1000.000KHz VBW:0.010KHz SWT:Auto Detector : Peak Project : 110409</p> | Left blank |

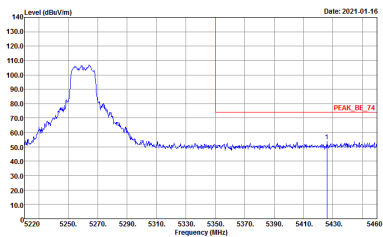
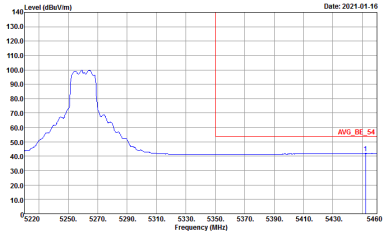


| WIFI | Band 2 5250~5350MHz Band Edge @ 3m | |
|--------------------|--|-------------------|
| ANT | 802.11a CH52 5260MHz - R | |
| 11+6 | Horizontal | Fundamental |
| <p>Peak</p> |  <p>Site : 03CH16-HY Condition : PEAK_BE_74 3m 91200_1522 HORIZONTAL Detector : Peak Project : 110409</p> | <p>Left blank</p> |
| <p>Avg.</p> |  <p>Site : 03CH16-HY Condition : AVG_BE_54 3m 91200_1522 HORIZONTAL Detector : Peak Project : 110409</p> | <p>Left blank</p> |

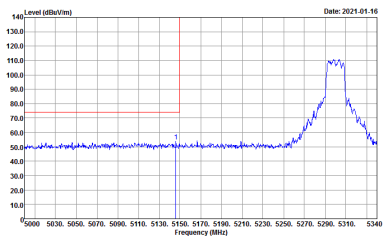
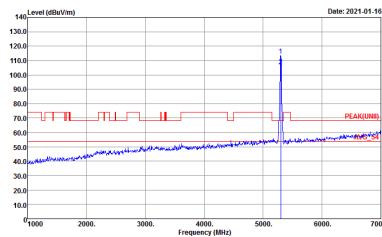
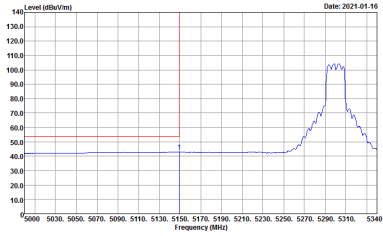


| WIFI | Band 2 5250~5350MHz Band Edge @ 3m | |
|--------------------|--|--|
| ANT | 802.11a CH52 5260MHz - L | |
| 11+6 | Vertical | Fundamental |
| <p>Peak</p> |  <p>Site : 03CH16-HY Condition : PEAK_BE_74 3m 91200_1522 VERTICAL Detector : Peak Project : 110409</p> |  <p>Site : 03CH16-HY Condition : PEAK(UNII) 3m 91200_1522 VERTICAL Detector : Peak Project : 110409</p> |
| <p>Avg.</p> |  <p>Site : 03CH16-HY Condition : AVG_BE_54 3m 91200_1522 VERTICAL Detector : Peak Project : 110409</p> | <p>Left blank</p> |



| WIFI | Band 2 5250~5350MHz Band Edge @ 3m | |
|--------------------|--|-------------------|
| ANT | 802.11a CH52 5260MHz - R | |
| 11+6 | Vertical | Fundamental |
| <p>Peak</p> |  <p>Site : 03CH16-HY Condition : PEAK_BE_74 3m 9120D_152Z VERTICAL Detector : Peak Project : 110409</p> | <p>Left blank</p> |
| <p>Avg.</p> |  <p>Site : 03CH16-HY Condition : AVG_BE_54 3m 9120D_152Z VERTICAL Detector : Peak Project : 110409</p> | <p>Left blank</p> |

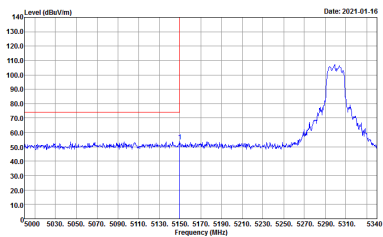
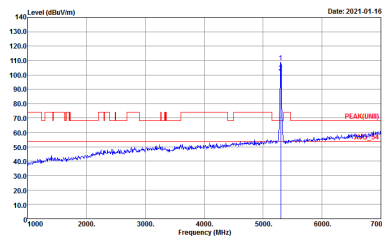
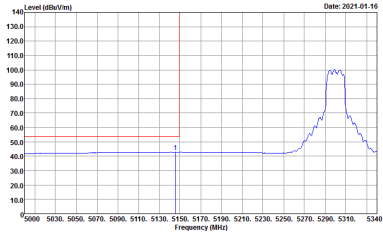


| WIFI | Band 2 5250~5350MHz Band Edge @ 3m | |
|--------------------|--|--|
| ANT | 802.11a CH60 5300MHz - L | |
| 11+6 | Horizontal | Fundamental |
| <p>Peak</p> |  <p>Date: 2021-01-16</p> <p>Site : 03CH16-HY Condition : PEAK_BE_74 3m 91200_1522 HORIZONTAL RBW:1000.000KHz VBW:3000.000KHz SWT:Auto Detector : Peak Project : 110409</p> |  <p>Date: 2021-01-16</p> <p>Site : 03CH16-HY Condition : PEAK(UNII) 3m 91200_1522 HORIZONTAL RBW:1000.000KHz VBW:3000.000KHz SWT:Auto Detector : Peak Project : 110409</p> |
| <p>Avg.</p> |  <p>Date: 2021-01-16</p> <p>Site : 03CH16-HY Condition : AVG_BE_54 3m 91200_1522 HORIZONTAL RBW:1000.000KHz VBW:3000.000KHz SWT:Auto Detector : Peak Project : 110409</p> | <p>Left blank</p> |



| WIFI | Band 2 5250~5350MHz Band Edge @ 3m | |
|--------------------|------------------------------------|-------------------|
| ANT | 802.11a CH60 5300MHz - R | |
| 11+6 | Horizontal | Fundamental |
| <p>Peak</p> | | <p>Left blank</p> |
| <p>Avg.</p> | | <p>Left blank</p> |



| WIFI | Band 2 5250~5350MHz Band Edge @ 3m | |
|--------------------|--|--|
| ANT | 802.11a CH60 5300MHz - L | |
| 11+6 | Vertical | Fundamental |
| <p>Peak</p> |  <p>Site : 03CH16-HY Condition : PEAK_BE_74 3m 91200_1522 VERTICAL Detector : Peak Project : 110409</p> |  <p>Site : 03CH16-HY Condition : PEAK(UNII) 3m 91200_1522 VERTICAL Detector : Peak Project : 110409</p> |
| <p>Avg.</p> |  <p>Site : 03CH16-HY Condition : AVG_BE_54 3m 91200_1522 VERTICAL Detector : Peak Project : 110409</p> | <p>Left blank</p> |

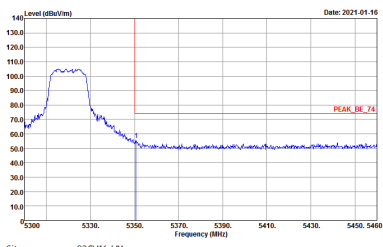
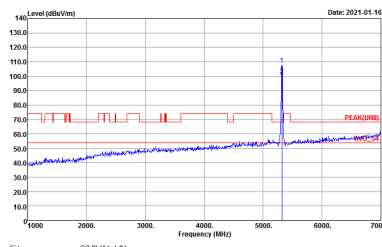
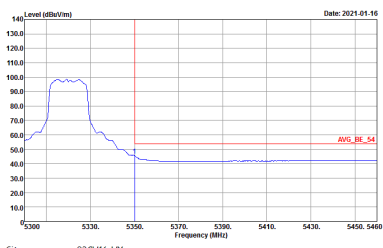


| WIFI | Band 2 5250~5350MHz Band Edge @ 3m | |
|--------------------|------------------------------------|-------------------|
| ANT | 802.11a CH60 5300MHz - R | |
| 11+6 | Vertical | Fundamental |
| <p>Peak</p> | | <p>Left blank</p> |
| <p>Avg.</p> | | <p>Left blank</p> |



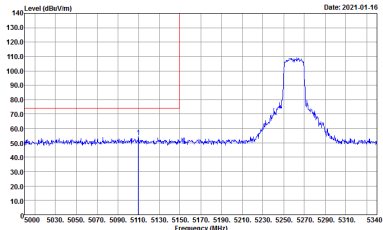
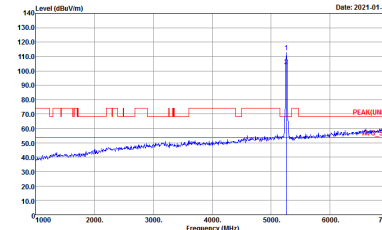
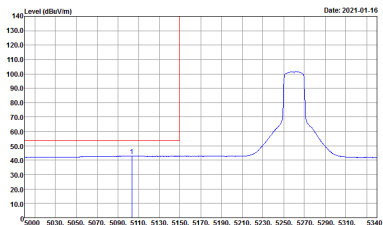
| WIFI | Band 2 5250~5350MHz Band Edge @ 3m | |
|--------------------|---|---|
| ANT | 802.11a CH64 5320MHz | |
| 11+6 | Horizontal | Fundamental |
| <p>Peak</p> | <p>Site : 03CH16-HY Condition : PEAK_BE_74 3m 91200_1522 HORIZONTAL RBW:1000.000KHz VBW:3000.000KHz SWT:Auto Detector : Peak Project : 110409</p> | <p>Site : 03CH16-HY Condition : PEAK(UNII) 3m 91200_1522 HORIZONTAL RBW:1000.000KHz VBW:3000.000KHz SWT:Auto Detector : Peak Project : 110409</p> |
| <p>Avg.</p> | <p>Site : 03CH16-HY Condition : AVG_BE_54 3m 91200_1522 HORIZONTAL RBW:1000.000KHz VBW:3000.000KHz SWT:Auto Detector : Peak Project : 110409</p> | <p>Left blank</p> |



| WIFI | Band 2 5250~5350MHz Band Edge @ 3m | |
|--------------------|--|--|
| ANT | 802.11a CH64 5320MHz | |
| 11+6 | Vertical | Fundamental |
| <p>Peak</p> |  <p>Site : 03CH16-HY Condition : PEAK_BE_74 3m 91200_1522 VERTICAL RBW:1000.000KHz VBW:3000.000KHz SWT:Auto Detector : Peak Project : 110409</p> |  <p>Site : 03CH16-HY Condition : PEAK(UNII) 3m 91200_1522 VERTICAL RBW:1000.000KHz VBW:3000.000KHz SWT:Auto Detector : Peak Project : 110409</p> |
| <p>Avg.</p> |  <p>Site : 03CH16-HY Condition : AVG_BE_54 3m 91200_1522 VERTICAL RBW:1000.000KHz VBW:3000.000KHz SWT:Auto Detector : Peak Project : 110409</p> | <p>Left blank</p> |



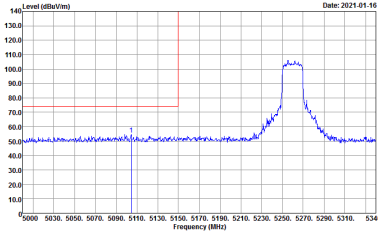
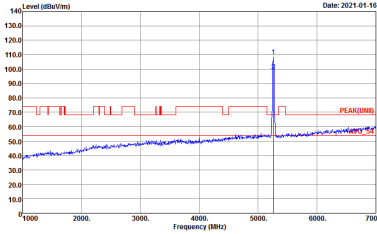
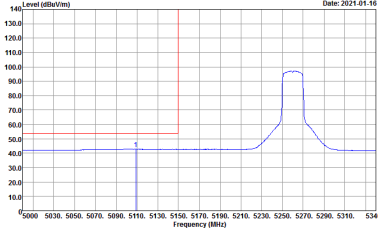
Band 2 5250~5350MHz
WIFI 802.11ax HE20 Full (Band Edge @ 3m)

| WIFI | Band 2 5250~5350MHz Band Edge @ 3m | |
|-------------|---|--|
| ANT | 802.11ax HE20 Full CH52 5260MHz - L | |
| 11+6 | Horizontal | Fundamental |
| Peak |  <p>Date: 2021-01-16</p> <p>Site : 03CH16-HY Condition : PEAK_BE_74 3m 91200_1522 HORIZONTAL RBW:1000.000KHz VBW:3000.000KHz SWT:Auto Detector : Peak Project : 110409</p> |  <p>Date: 2021-01-16</p> <p>Site : 03CH16-HY Condition : PEAK(UNIT) 3m 91200_1522 HORIZONTAL RBW:1000.000KHz VBW:3000.000KHz SWT:Auto Detector : Peak Project : 110409</p> |
| Avg. |  <p>Date: 2021-01-16</p> <p>Site : 03CH16-HY Condition : AVG_BE_54 3m 91200_1522 HORIZONTAL RBW:1000.000KHz VBW:0.010KHz SWT:Auto Detector : Peak Project : 110409</p> | Left blank |



| WIFI | Band 2 5250~5350MHz Band Edge @ 3m | |
|------|---|-------------|
| ANT | 802.11ax HE20 Full CH52 5260MHz - R | |
| 11+6 | Horizontal | Fundamental |
| Peak | <p>Site : 03CH16-HY Condition : PEAK_BE_74 3m 91200_1522 HORIZONTAL RBW:1000.000KHz VBW:3000.000KHz SWT:Auto Detector : Peak Project : 110409</p> | Left blank |
| Avg. | <p>Site : 03CH16-HY Condition : AVG_BE_54 3m 91200_1522 HORIZONTAL RBW:1000.000KHz VBW:3000.000KHz SWT:Auto Detector : Peak Project : 110409</p> | Left blank |

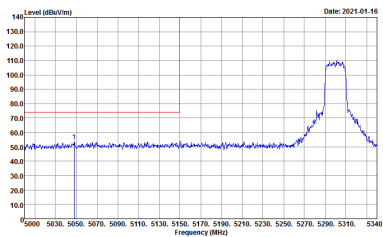
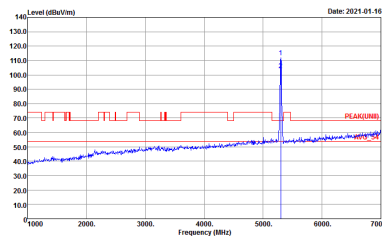


| WIFI | Band 2 5250~5350MHz Band Edge @ 3m | |
|------|---|--|
| ANT | 802.11ax HE20 Full CH52 5260MHz - L | |
| 11+6 | Vertical | Fundamental |
| Peak |  <p>Site : 03CH16-HY Condition : PEAK_BE_74 3m 91200_1522 VERTICAL RBW:1000.000KHz VBW:3000.000KHz SWT:Auto Detector : Peak Project : 110409</p> |  <p>Site : 03CH16-HY Condition : PEAK(UNII) 3m 91200_1522 VERTICAL RBW:1000.000KHz VBW:3000.000KHz SWT:Auto Detector : Peak Project : 110409</p> |
| Avg. |  <p>Site : 03CH16-HY Condition : AVG_BE_54 3m 91200_1522 VERTICAL RBW:1000.000KHz VBW:0.010KHz SWT:Auto Detector : Peak Project : 110409</p> | Left blank |

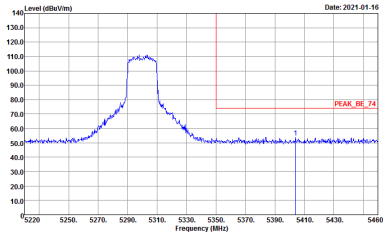
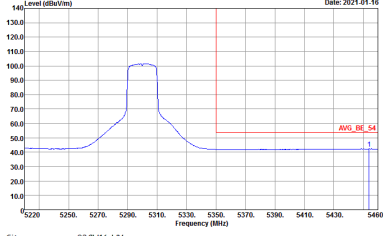


| WIFI | Band 2 5250~5350MHz Band Edge @ 3m | |
|--------------------|-------------------------------------|-------------------|
| ANT | 802.11ax HE20 Full CH52 5260MHz - R | |
| 11+6 | Vertical | Fundamental |
| <p>Peak</p> | | <p>Left blank</p> |
| <p>Avg.</p> | | <p>Left blank</p> |



| WIFI | Band 2 5250~5350MHz Band Edge @ 3m | |
|--------------------|--|--|
| ANT | 802.11ax HE20 Full CH60 5300MHz - L | |
| 11+6 | Horizontal | Fundamental |
| <p>Peak</p> |  <p>Site : 03CH16-HY Condition : PEAK_BE_74 3m 91200_1522 HORIZONTAL Detector : Peak Project : 110409</p> |  <p>Site : 03CH16-HY Condition : PEAK(UNII) 3m 91200_1522 HORIZONTAL Detector : Peak Project : 110409</p> |
| <p>Avg.</p> |  <p>Site : 03CH16-HY Condition : AVG_BE_54 3m 91200_1522 HORIZONTAL Detector : Peak Project : 110409</p> | <p>Left blank</p> |

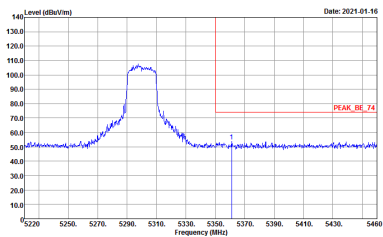
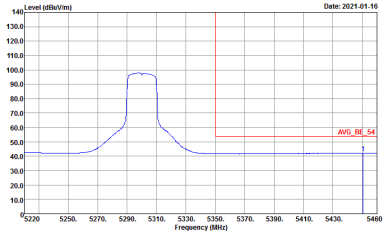


| WIFI | Band 2 5250~5350MHz Band Edge @ 3m | |
|--------------------|--|-------------------|
| ANT | 802.11ax HE20 Full CH60 5300MHz - R | |
| 11+6 | Horizontal | Fundamental |
| <p>Peak</p> |  <p>Site : 03CH16-HY Condition : PEAK_BE_74 3m 91200_1522 HORIZONTAL Detector : Peak Project : 110409</p> | <p>Left blank</p> |
| <p>Avg.</p> |  <p>Site : 03CH16-HY Condition : AVG_BE_54 3m 91200_1522 HORIZONTAL Detector : Peak Project : 110409</p> | <p>Left blank</p> |

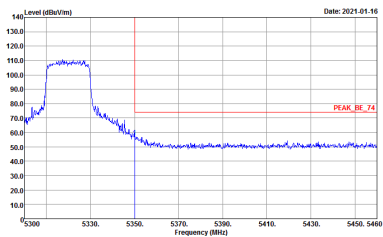
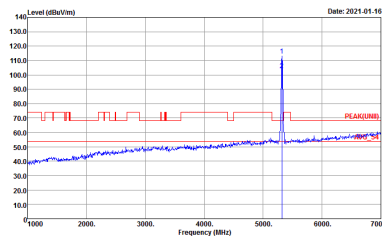
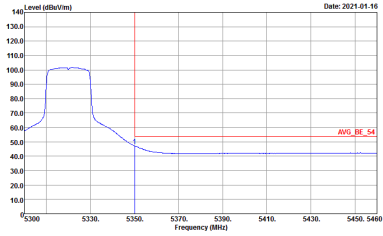


| WIFI | Band 2 5250~5350MHz Band Edge @ 3m | |
|--------------------|---|---|
| ANT | 802.11ax HE20 Full CH60 5300MHz - L | |
| 11+6 | Vertical | Fundamental |
| <p>Peak</p> | <p>Site : 03CH16-HY Condition : PEAK_BE_74 3m 91200_1522 VERTICAL Detector : Peak Project : 110409</p> | <p>Site : 03CH16-HY Condition : PEAK(UNII) 3m 91200_1522 VERTICAL Detector : Peak Project : 110409</p> |
| <p>Avg.</p> | <p>Site : 03CH16-HY Condition : AVG_BE_54 3m 91200_1522 VERTICAL Detector : Peak Project : 110409</p> | <p>Left blank</p> |

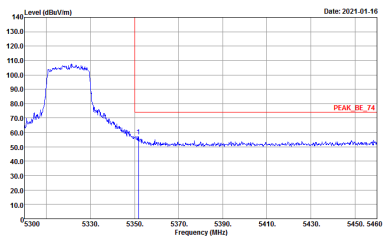
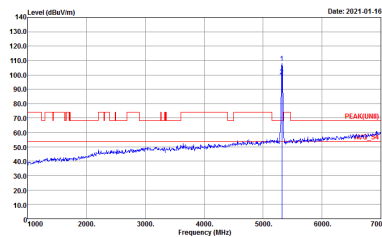
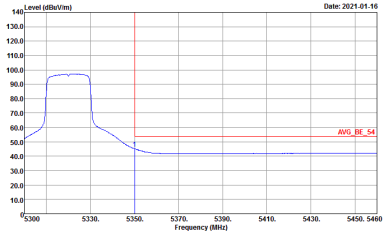


| WIFI | Band 2 5250~5350MHz Band Edge @ 3m | |
|--------------------|--|-------------------|
| ANT | 802.11ax HE20 Full CH60 5300MHz - R | |
| 11+6 | Vertical | Fundamental |
| <p>Peak</p> |  <p>Site : 03CH16-HY Condition : PEAK_BE_74 3m 91200_1522 VERTICAL Detector : Peak Project : 110409</p> | <p>Left blank</p> |
| <p>Avg.</p> |  <p>Site : 03CH16-HY Condition : AVG_BE_54 3m 91200_1522 VERTICAL Detector : Peak Project : 110409</p> | <p>Left blank</p> |



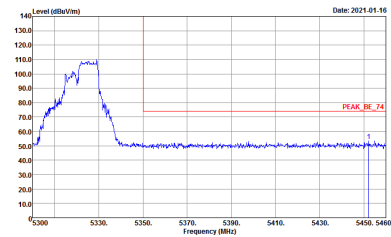
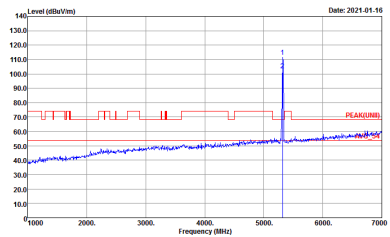
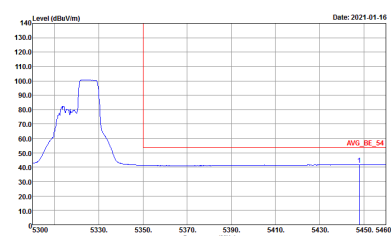
| WIFI | Band 2 5250~5350MHz Band Edge @ 3m | |
|--------------------|--|--|
| ANT | 802.11ax HE20 Full CH64 5320MHz | |
| 11+6 | Horizontal | Fundamental |
| <p>Peak</p> |  <p>Date: 2021-01-16</p> <p>Site : 03CH16-HY Condition : PEAK_BE_74 3m 91200_1522 HORIZONTAL RBW:1000.000KHz VBW:3000.000KHz SWT:Auto Detector : Peak Project : 110409</p> |  <p>Date: 2021-01-16</p> <p>Site : 03CH16-HY Condition : PEAK(UNII) 3m 91200_1522 HORIZONTAL RBW:1000.000KHz VBW:3000.000KHz SWT:Auto Detector : Peak Project : 110409</p> |
| <p>Avg.</p> |  <p>Date: 2021-01-16</p> <p>Site : 03CH16-HY Condition : AVG_BE_54 3m 91200_1522 HORIZONTAL RBW:1000.000KHz VBW:3000.000KHz SWT:Auto Detector : Peak Project : 110409</p> | <p>Left blank</p> |



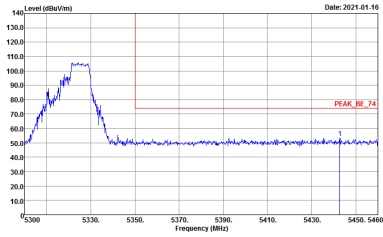
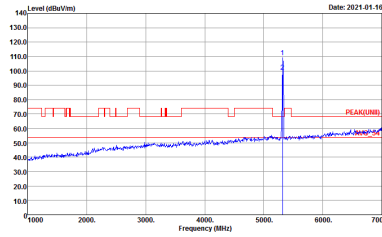
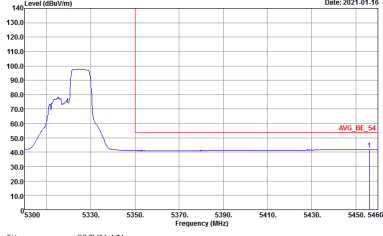
| WIFI | Band 2 5250~5350MHz Band Edge @ 3m | |
|--------------------|--|---|
| ANT | 802.11ax HE20 Full CH64 5320MHz | |
| 11+6 | Vertical | Fundamental |
| <p>Peak</p> |  <p>Site : 03CH16-HY Condition : PEAK_BE_74 3m 91200_1522 VERTICAL Detector : RBW:1000.000KHz VBW:3000.000KHz SWT:Auto Project : Peak : 110409</p> |  <p>Site : 03CH16-HY Condition : PEAK(LINII) 3m 91200_1522 VERTICAL Detector : RBW:1000.000KHz VBW:3000.000KHz SWT:Auto Project : Peak : 110409</p> |
| <p>Avg.</p> |  <p>Site : 03CH16-HY Condition : AVG_BE_54 3m 91200_1522 VERTICAL Detector : RBW:1000.000KHz VBW:3000.000KHz SWT:Auto Project : Peak : 110409</p> | <p>Left blank</p> |



Band 2 - 5250~5350MHz
WIFI 802.11ax HE20 Partial 106 (Band Edge @ 3m)

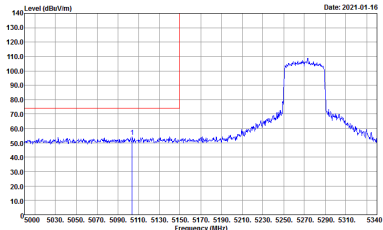
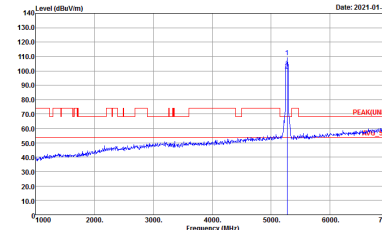
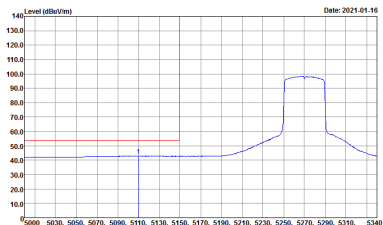
| WIFI | Band 2 5250~5350MHz Band Edge @ 3m | |
|-----------------------------------|---|---|
| ANT | 802.11ax HE20 Partial 106/54 CH64 5320MHz | |
| 11+6 | Horizontal | Fundamental |
| <p align="center">Peak</p> |  <p>Date: 2021-01-16</p> <p>Site : 03CH16-HY Condition : PEAK_BE_74 3m 91200_1522 HORIZONTAL : RBW:1000.000kHz VBW:3000.000kHz SWF:Auto Detector : Peak Project : 110409</p> |  <p>Date: 2021-01-16</p> <p>Site : 03CH16-HY Condition : PEAK(FUN) 3m 91200_1522 HORIZONTAL : RBW:1000.000kHz VBW:3000.000kHz SWT:Auto Detector : Peak Project : 110409</p> |
| <p align="center">Avg.</p> |  <p>Date: 2021-01-16</p> <p>Site : 03CH16-HY Condition : AVG_BE_54 3m 91200_1522 HORIZONTAL : RBW:1000.000kHz VBW:0.010kHz SWF:Auto Detector : Peak Project : 110409</p> | <p align="center">Left blank</p> |



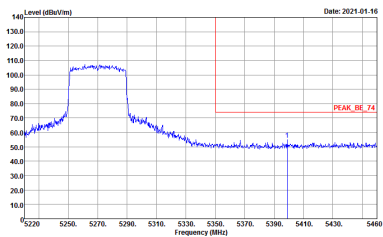
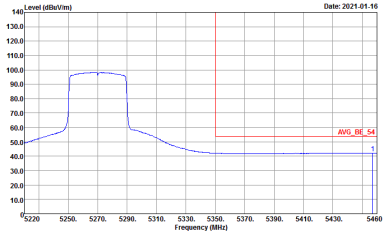
| WIFI | Band 2 5250~5350MHz Band Edge @ 3m | |
|--------------------|---|--|
| ANT | 802.11ax HE20 Partial 106/54 CH64 5320MHz | |
| 11+6 | Vertical | Fundamental |
| <p>Peak</p> |  <p>Site : 03CH16-HY Condition : PEAK_BE_74 3m 91200_1522 VERTICAL RBW:1000.000kHz VBW:3000.000kHz SWT:Auto Detector : Peak Project : 110409</p> |  <p>Site : 03CH16-HY Condition : PEAK(UNII) 3m 91200_1522 VERTICAL RBW:1000.000kHz VBW:3000.000kHz SWT:Auto Detector : Peak Project : 110409</p> |
| <p>Avg.</p> |  <p>Site : 03CH16-HY Condition : AVG_BE_54 3m 91200_1522 VERTICAL RBW:1000.000kHz VBW:0.010kHz SWT:Auto Detector : Peak Project : 110409</p> | <p>Left blank</p> |



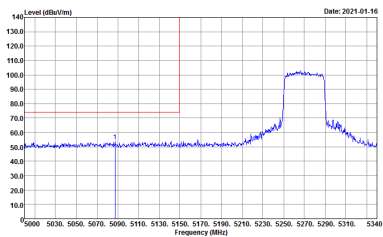
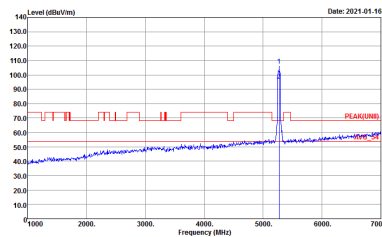
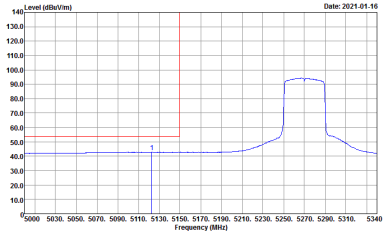
Band 2 5250~5350MHz
WIFI 802.11ax HE40 Full (Band Edge @ 3m)

| WIFI | Band 2 5250~5350MHz Band Edge @ 3m | |
|-------------|---|--|
| ANT | 802.11ax HE40 Full CH54 5270 MHz - L | |
| 11+6 | Horizontal | Fundamental |
| Peak |  <p>Date: 2021-01-16</p> <p>Site : 03CH16-HY Condition : PEAK_BE_74 3m 91200_1522 HORIZONTAL RBW:1000.000KHz VBW:3000.000KHz SWT:Auto Detector : Peak Project : 110409</p> |  <p>Date: 2021-01-16</p> <p>Site : 03CH16-HY Condition : PEAK(UNIT) 3m 91200_1522 HORIZONTAL RBW:1000.000KHz VBW:3000.000KHz SWT:Auto Detector : Peak Project : 110409</p> |
| Avg. |  <p>Date: 2021-01-16</p> <p>Site : 03CH16-HY Condition : AVG_BE_54 3m 91200_1522 HORIZONTAL RBW:1000.000KHz VBW:0.010KHz SWT:Auto Detector : Peak Project : 110409</p> | Left blank |



| WIFI | Band 2 5250~5350MHz Band Edge @ 3m | |
|--------------------|--|-------------------|
| ANT | 802.11ax HE40 Full CH54 5270 MHz - R | |
| 11+6 | Horizontal | Fundamental |
| <p>Peak</p> |  <p>Site : 03CH16-HY Condition : PEAK_BE_74 3m 91200_1522 HORIZONTAL Detector : Peak Project : 110409</p> | <p>Left blank</p> |
| <p>Avg.</p> |  <p>Site : 03CH16-HY Condition : AVG_BE_54 3m 91200_1522 HORIZONTAL Detector : Peak Project : 110409</p> | <p>Left blank</p> |

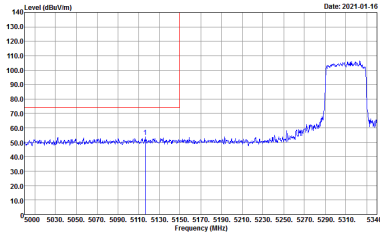
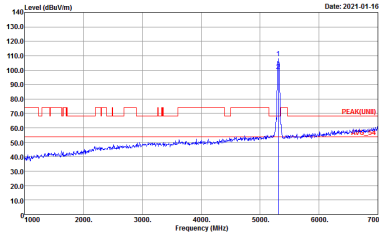
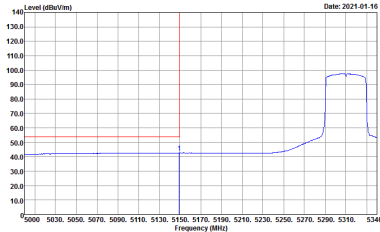


| | | |
|------|--|--|
| WIFI | Band 2 5250~5350MHz Band Edge @ 3m | |
| ANT | 802.11ax HE40 Full CH54 5270 MHz - L | |
| 11+6 | Vertical | Fundamental |
| Peak |  <p>Site : 03CH16-HY Condition : PEAK_BE_74 3m 91200_1522 VERTICAL Detector : Peak Project : 110409</p> |  <p>Site : 03CH16-HY Condition : PEAK(UNII) 3m 91200_1522 VERTICAL Detector : Peak Project : 110409</p> |
| Avg. |  <p>Site : 03CH16-HY Condition : AVG_BE_54 3m 91200_1522 VERTICAL Detector : Peak Project : 110409</p> | Left blank |



| WIFI | Band 2 5250~5350MHz Band Edge @ 3m | |
|------|--|-------------|
| ANT | 802.11ax HE40 Full CH54 5270 MHz - R | |
| 11+6 | Vertical | Fundamental |
| Peak | <p>Site : 03CH16-HY Condition : PEAK_BE_74 3m 91200_1522 VERTICAL Detector : Peak Project : 110409</p> | Left blank |
| Avg. | <p>Site : 03CH16-HY Condition : AVG_BE_54 3m 91200_1522 VERTICAL Detector : Peak Project : 110409</p> | Left blank |

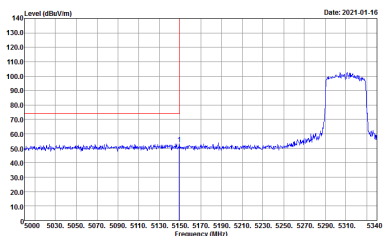
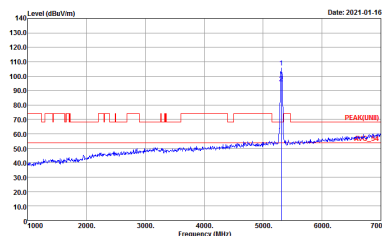
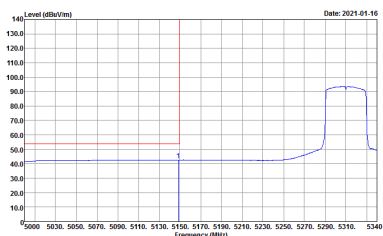


| | | |
|------|--|--|
| WIFI | Band 2 5250~5350MHz Band Edge @ 3m | |
| ANT | 802.11ax HE40 Full CH62 5310 MHz - L | |
| 11+6 | Horizontal | Fundamental |
| Peak |  <p>Site : 03CH16-HY Condition : PEAK_BE_74 3m 91200_1522 HORIZONTAL RBW:1000.000KHz VBW:3000.000KHz SWT:Auto Detector : Peak Project : 110409</p> |  <p>Site : 03CH16-HY Condition : PEAK(UNII) 3m 91200_1522 HORIZONTAL RBW:1000.000KHz VBW:3000.000KHz SWT:Auto Detector : Peak Project : 110409</p> |
| Avg. |  <p>Site : 03CH16-HY Condition : AVG_BE_54 3m 91200_1522 HORIZONTAL RBW:1000.000KHz VBW:3000.000KHz SWT:Auto Detector : Peak Project : 110409</p> | Left blank |

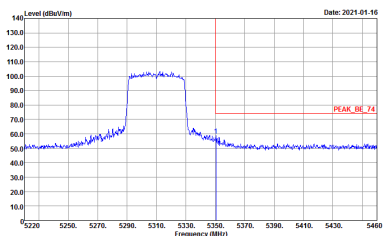
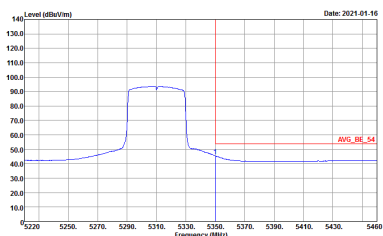


| WIFI | Band 2 5250~5350MHz Band Edge @ 3m | |
|--------------------|---|-------------------|
| ANT | 802.11ax HE40 Full CH62 5310 MHz - R | |
| 11+6 | Horizontal | Fundamental |
| <p>Peak</p> | <p>Site : 03CH16-HY Condition : PEAK_BE_74 3m 91200_1522 HORIZONTAL RBW:1000.000kHz VBW:3000.000kHz SWT:Auto Detector : Peak Project : 110409</p> | <p>Left blank</p> |
| <p>Avg.</p> | <p>Site : 03CH16-HY Condition : AVG_BE_54 3m 91200_1522 HORIZONTAL RBW:1000.000kHz VBW:3000.000kHz SWT:Auto Detector : Peak Project : 110409</p> | <p>Left blank</p> |



| | | |
|------|--|--|
| WIFI | Band 2 5250~5350MHz Band Edge @ 3m | |
| ANT | 802.11ax HE40 Full CH62 5310 MHz - L | |
| 11+6 | Vertical | Fundamental |
| Peak |  <p>Site : 03CH16-HY Condition : PEAK_BE_74 3m 91200_1522 VERTICAL RBW:1000.000KHz VBW:3000.000KHz SWT:Auto Detector : Peak Project : 110409</p> |  <p>Site : 03CH16-HY Condition : PEAK(UNII) 3m 91200_1522 VERTICAL RBW:1000.000KHz VBW:3000.000KHz SWT:Auto Detector : Peak Project : 110409</p> |
| Avg. |  <p>Site : 03CH16-HY Condition : AVG_BE_54 3m 91200_1522 VERTICAL RBW:1000.000KHz VBW:3000.000KHz SWT:Auto Detector : Peak Project : 110409</p> | Left blank |



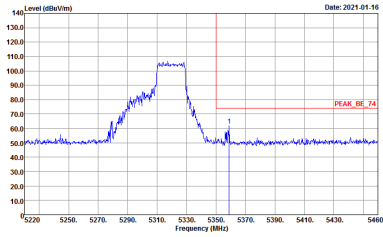
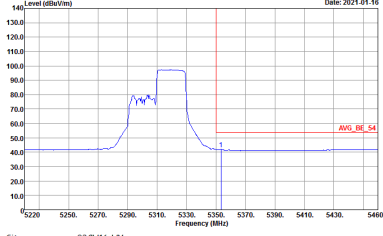
| WIFI | Band 2 5250~5350MHz Band Edge @ 3m | |
|--------------------|--|-------------------|
| ANT | 802.11ax HE40 Full CH62 5310 MHz - R | |
| 11+6 | Vertical | Fundamental |
| <p>Peak</p> |  <p>Site : 03CH16-HY Condition : PEAK_BE_74 3m 91200_1522 VERTICAL RBW:1000.000KHz VBW:3000.000KHz SWT:Auto Detector : Peak Project : 110409</p> | <p>Left blank</p> |
| <p>Avg.</p> |  <p>Site : 03CH16-HY Condition : AVG_BE_54 3m 91200_1522 VERTICAL RBW:1000.000KHz VBW:3000.000KHz SWT:Auto Detector : Peak Project : 110409</p> | <p>Left blank</p> |



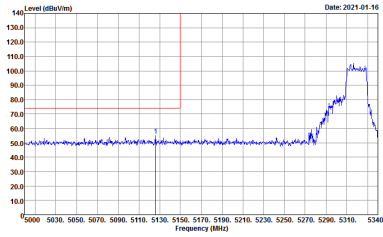
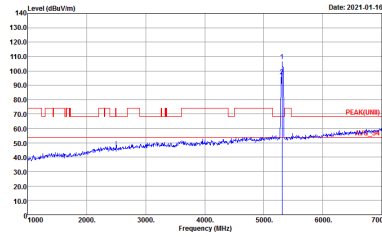
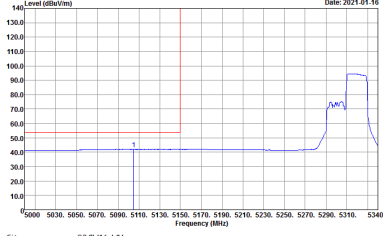
Band 2 5250~5350MHz
WIFI 802.11ax HE40 Partial 242 (Band Edge @ 3m)

| WIFI | Band 2 5250~5350MHz Band Edge @ 3m | |
|-------------|---|--|
| ANT | 802.11ax HE40 Partial 242/62 CH62 5310 MHz - L | |
| 11+6 | Horizontal | Fundamental |
| Peak | <p>Date: 2021-01-16</p> <p>Site : 03CH16-HY Condition : PEAK_BE_74 3m 91200_1522 HORIZONTAL RBW:1000.000KHz VBW:3000.000KHz SWF:Auto Detector : Peak Project : 110409</p> | <p>Date: 2021-01-16</p> <p>Site : 03CH16-HY Condition : PEAK(FUNDT) 3m 91200_1522 HORIZONTAL RBW:1000.000KHz VBW:3000.000KHz SWT:Auto Detector : Peak Project : 110409</p> |
| Avg. | <p>Date: 2021-01-16</p> <p>Site : 03CH16-HY Condition : AVG_BE_54 3m 91200_1522 HORIZONTAL RBW:1000.000KHz VBW:0.010KHz SWT:Auto Detector : Peak Project : 110409</p> | Left blank |



| WIFI | Band 2 5250~5350MHz Band Edge @ 3m | |
|--------------------|---|-------------------|
| ANT | 802.11ax HE40 Partial 242/62 CH62 5310 MHz - R | |
| 11+6 | Horizontal | Fundamental |
| <p>Peak</p> |  <p>Site : 03CH16-HY Condition : PEAK_BE_74 3m 91200_1522 HORIZONTAL RBW:1000.000kHz VBW:3000.000kHz SWF:Auto Detector : Peak Project : 110409</p> | <p>Left blank</p> |
| <p>Avg.</p> |  <p>Site : 03CH16-HY Condition : AVG_BE_54 3m 91200_1522 HORIZONTAL RBW:1000.000kHz VBW:0.010kHz SWF:Auto Detector : Peak Project : 110409</p> | <p>Left blank</p> |



| WIFI | Band 2 5250~5350MHz Band Edge @ 3m | |
|--------------------|---|--|
| ANT | 802.11ax HE40 Partial 242/62 CH62 5310 MHz - L | |
| 11+6 | Vertical | Fundamental |
| <p>Peak</p> |  <p>Site : 03CH16-HY Condition : PEAK_BE_74 3m 91200_1522 VERTICAL RBW:1000.000kHz VBW:3000.000kHz SWT:Auto Detector : Peak Project : 110409</p> |  <p>Site : 03CH16-HY Condition : PEAK(UNII) 3m 91200_1522 VERTICAL RBW:1000.000kHz VBW:3000.000kHz SWT:Auto Detector : Peak Project : 110409</p> |
| <p>Avg.</p> |  <p>Site : 03CH16-HY Condition : AVG_BE_54 3m 91200_1522 VERTICAL RBW:1000.000kHz VBW:0.010kHz SWT:Auto Detector : Peak Project : 110409</p> | <p>Left blank</p> |



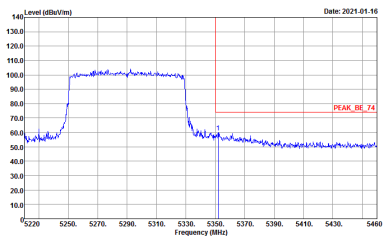
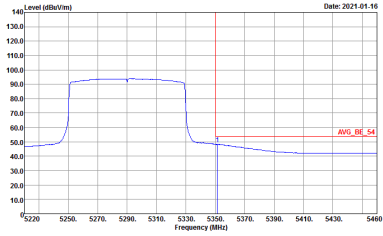
| WIFI | Band 2 5250~5350MHz Band Edge @ 3m | |
|--------------------|--|-------------------|
| ANT | 802.11ax HE40 Partial 242/62 CH62 5310 MHz - R | |
| 11+6 | Vertical | Fundamental |
| <p>Peak</p> | | <p>Left blank</p> |
| <p>Avg.</p> | | <p>Left blank</p> |



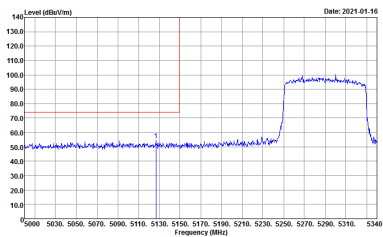
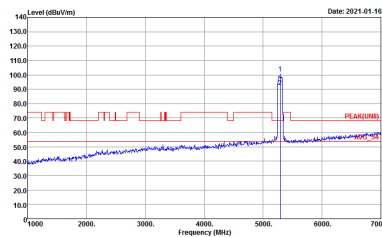
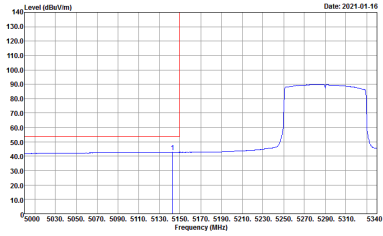
Band 2 5250~5350MHz
WIFI 802.11ax HE80 Full (Band Edge @ 3m)

| WIFI | Band 2 5250~5350MHz Band Edge @ 3m | |
|-------------|---|---|
| ANT | 802.11ax HE80 Full CH58 5290MHz - L | |
| 11+6 | Horizontal | Fundamental |
| Peak | <p>Site : 03CH16-HY Condition : PEAK_BE_74 3m 91200_1522 HORIZONTAL RBW:1000.000KHz VBW:3000.000KHz SWT:Auto Detector : Peak Project : 110409</p> | <p>Site : 03CH16-HY Condition : PEAK(UNIT) 3m 91200_1522 HORIZONTAL RBW:1000.000KHz VBW:3000.000KHz SWT:Auto Detector : Peak Project : 110409</p> |
| Avg. | <p>Site : 03CH16-HY Condition : AVG_BE_54 3m 91200_1522 HORIZONTAL RBW:1000.000KHz VBW:0.010KHz SWT:Auto Detector : Peak Project : 110409</p> | Left blank |



| WIFI | Band 2 5250~5350MHz Band Edge @ 3m | |
|--------------------|--|-------------------|
| ANT | 802.11ax HE80 Full CH58 5290MHz - R | |
| 11+6 | Horizontal | Fundamental |
| <p>Peak</p> |  <p>Site : 03CH16-HY Condition : PEAK_BE_74 3m 91200_1522 HORIZONTAL Detector : Peak Project : 110409</p> | <p>Left blank</p> |
| <p>Avg.</p> |  <p>Site : 03CH16-HY Condition : AVG_BE_54 3m 91200_1522 HORIZONTAL Detector : Peak Project : 110409</p> | <p>Left blank</p> |



| WIFI | Band 2 5250~5350MHz Band Edge @ 3m | |
|--------------------|--|--|
| ANT | 802.11ax HE80 Full CH58 5290MHz - L | |
| 11+6 | Vertical | Fundamental |
| <p>Peak</p> |  <p>Site : 03CH16-HY Condition : PEAK_BE_74 3m 91200_1522 VERTICAL Detector : Peak Project : 110409</p> |  <p>Site : 03CH16-HY Condition : PEAK(UNII) 3m 91200_1522 VERTICAL Detector : Peak Project : 110409</p> |
| <p>Avg.</p> |  <p>Site : 03CH16-HY Condition : AVG_BE_54 3m 91200_1522 VERTICAL Detector : Peak Project : 110409</p> | <p>Left blank</p> |



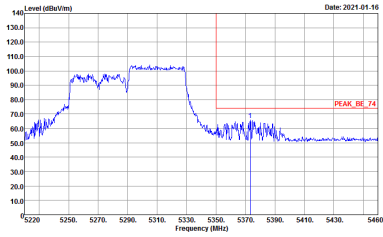
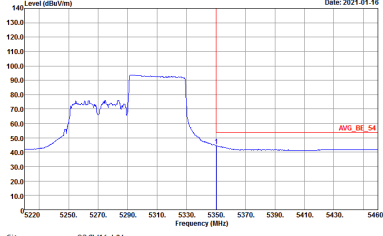
| WIFI | Band 2 5250~5350MHz Band Edge @ 3m | |
|------|---|-------------|
| ANT | 802.11ax HE80 Full CH58 5290MHz - R | |
| 11+6 | Vertical | Fundamental |
| Peak | <p>Site : 03CH16-HY Condition : PEAK_BE_74 3m 91200_1522 VERTICAL RBW:1000.000KHz VBW:3000.000KHz SWT:Auto Detector : Peak Project : 110409</p> | Left blank |
| Avg. | <p>Site : 03CH16-HY Condition : AVG_BE_54 3m 91200_1522 VERTICAL RBW:1000.000KHz VBW:3000.000KHz SWT:Auto Detector : Peak Project : 110409</p> | Left blank |



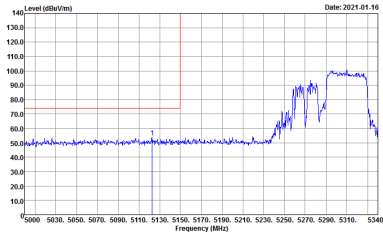
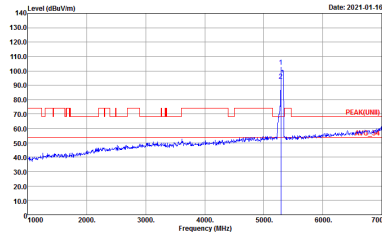
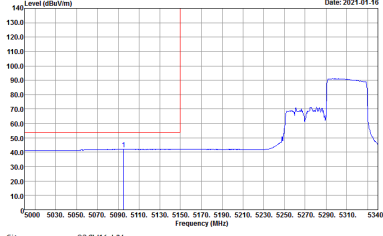
Band 2 5250~5350MHz
WIFI 802.11ax HE80 Partial 484 (Band Edge @ 3m)

| WIFI | Band 2 5250~5350MHz Band Edge @ 3m | |
|--------------------|---|--|
| ANT | 802.11ax HE80 Partial 484/66 CH58 5290MHz - L | |
| 11+6 | Horizontal | Fundamental |
| <p>Peak</p> | <p>Site : 03CH16-HY Condition : PEAK_BE_74 3m 91200_1522 HORIZONTAL RBW:1000.000kHz VBW:3000.000kHz SWF:Auto Detector : Peak Project : 110409</p> | <p>Site : 03CH16-HY Condition : PEAK(FUNDT) 3m 91200_1522 HORIZONTAL RBW:1000.000kHz VBW:3000.000kHz SWT:Auto Detector : Peak Project : 110409</p> |
| <p>Avg.</p> | <p>Site : 03CH16-HY Condition : AVG_BE_54 3m 91200_1522 HORIZONTAL RBW:1000.000kHz VBW:0.010kHz SWF:Auto Detector : Peak Project : 110409</p> | <p>Left blank</p> |



| WIFI | Band 2 5250~5350MHz Band Edge @ 3m | |
|--------------------|--|-------------------|
| ANT | 802.11ax HE80 Partial 484/66CH58 5290MHz - R | |
| 11+6 | Horizontal | Fundamental |
| <p>Peak</p> |  <p>Site : 03CH16-HY Condition : PEAK_BE_74 3m 91200_1522 HORIZONTAL Detector : Peak Project : 110409</p> | <p>Left blank</p> |
| <p>Avg.</p> |  <p>Site : 03CH16-HY Condition : AVG_BE_54 3m 91200_1522 HORIZONTAL Detector : Peak Project : 110409</p> | <p>Left blank</p> |



| WIFI | Band 2 5250~5350MHz Band Edge @ 3m | |
|--------------------|---|--|
| ANT | 802.11ax HE80 Partial 484/66CH58 5290MHz - L | |
| 11+6 | Vertical | Fundamental |
| <p>Peak</p> |  <p>Site : 03CH16-HY Condition : PEAK_BE_74 3m 91200_1522 VERTICAL RBW:1000.000kHz VBW:3000.000kHz SWT:Auto Detector : Peak Project : 110409</p> |  <p>Site : 03CH16-HY Condition : PEAK(UNII) 3m 91200_1522 VERTICAL RBW:1000.000kHz VBW:3000.000kHz SWT:Auto Detector : Peak Project : 110409</p> |
| <p>Avg.</p> |  <p>Site : 03CH16-HY Condition : AVG_BE_54 3m 91200_1522 VERTICAL RBW:1000.000kHz VBW:0.010kHz SWT:Auto Detector : Peak Project : 110409</p> | <p>Left blank</p> |



| WIFI | Band 2 5250~5350MHz Band Edge @ 3m | |
|------|--|-------------|
| ANT | 802.11ax HE80 Partial 484/66 CH58 5290MHz - R | |
| 11+6 | Vertical | Fundamental |
| Peak | <p>Site : 03CH16-HY Condition : PEAK_BE_74 3m 9120D_1522 VERTICAL Detector : Peak Project : 110409</p> | Left blank |
| Avg. | <p>Site : 03CH16-HY Condition : AVG_BE_54 3m 9120D_1522 VERTICAL Detector : Peak Project : 110409</p> | Left blank |



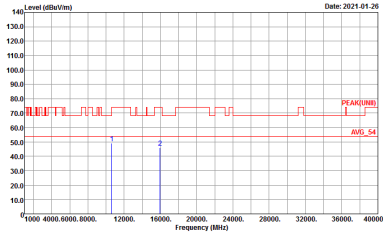
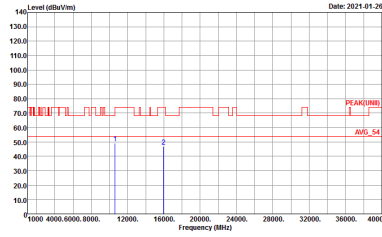
Band 2 - 5250~5350MHz
WIFI 802.11a (Harmonic @ 3m)

| | | |
|----------------------------|---|---|
| WIFI | Band 2 5250~5350MHz Harmonic @ 3m | |
| ANT | 802.11a CH52 5260MHz | |
| 11+6 | Horizontal | Vertical |
| Peak Avg. | <p>Site : 03CH16-HY Condition : PEAK(UNIT) 3m 91200_1522 HORIZONTAL Detector : Peak Project : 110409</p> | <p>Site : 03CH16-HY Condition : PEAK(UNIT) 3m 91200_1522 VERTICAL Detector : Peak Project : 110409</p> |



| | | |
|--------------|---|---|
| WIFI | Band 2 5250~5350MHz Harmonic @ 3m | |
| ANT | 802.11a CH60 5300MHz | |
| 11+6 | Horizontal | Vertical |
| Peak Avg. | <p>Site : 03CH16-111 Condition : PEAK(UNII) 3m 9120D_1522 HORIZONTAL Detector : Peak Project : 110409</p> | <p>Site : 03CH16-111 Condition : PEAK(UNII) 3m 9120D_1522 VERTICAL Detector : Peak Project : 110409</p> |



| | | |
|-------------------------|---|--|
| WIFI | Band 2 5250~5350MHz Harmonic @ 3m | |
| ANT | 802.11a CH64 5320MHz | |
| 11+6 | Horizontal | Vertical |
| <p>Peak</p> <p>Avg.</p> |  <p>Site : 03CH16-HY Condition : PEAK(UNIT) 3m 91200_1522 VERTICAL Detector : Peak Project : 110409</p> |  <p>Site : 03CH16-HY Condition : PEAK(UNIT) 3m 91200_1522 VERTICAL Detector : Peak Project : 110409</p> |



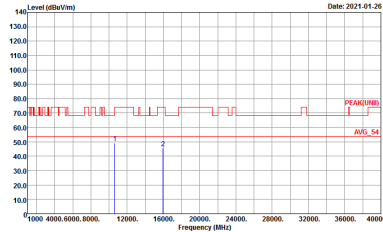
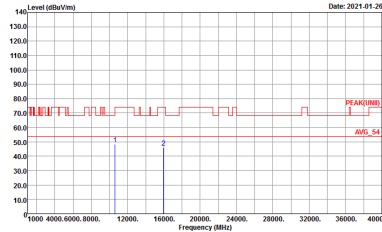
Band 2 5250~5350MHz
WIFI 802.11ax HE20 Full (Harmonic @ 3m)

| WIFI | Band 2 5250~5350MHz Harmonic @ 3m | |
|---------------------------------------|---|---|
| ANT | 802.11ax HE20 Full CH52 5260MHz | |
| 11+6 | Horizontal | Vertical |
| <p>Peak</p> <p>Avg.</p> | <p>Site : 03CH16-FY Condition : PEAK(UNIT) 3m 91200_1522 HORIZONTAL Detector : Peak Project : 110409</p> | <p>Site : 03CH16-FY Condition : PEAK(UNIT) 3m 91200_1522 VERTICAL Detector : Peak Project : 110409</p> |



| | | |
|--------------|---|---|
| WIFI | Band 2 5250~5350MHz Harmonic @ 3m | |
| ANT | 802.11ax HE20 Full CH60 5300MHz | |
| 11+6 | Horizontal | Vertical |
| Peak Avg. | <p>Site : 03CH16-111 Condition : PEAK(UNII) 3m 9120D_1522 HORIZONTAL Detector : Peak Project : 110409</p> | <p>Site : 03CH16-111 Condition : PEAK(UNII) 3m 9120D_1522 VERTICAL Detector : Peak Project : 110409</p> |



| | | |
|--------------------------------|--|---|
| WIFI | Band 2 5250~5350MHz Harmonic @ 3m | |
| ANT | 802.11ax HE20 Full CH64 5320MHz | |
| 11+6 | Horizontal | Vertical |
| Peak Avg. |  <p>Site : 03CH16-111 Condition : PEAK(UNII) 3m 9120D_1522 VERTICAL Detector : Peak Project : 110409</p> |  <p>Site : 03CH16-111 Condition : PEAK(UNII) 3m 9120D_1522 VERTICAL Detector : Peak Project : 110409</p> |



Band 2 - 5250~5350MHz
WIFI 802.11ax HE20 Partial 106 (Harmonic @ 3m)

| | | |
|----------------------------|---|---|
| WIFI | Band 2 5250~5350MHz Harmonic @ 3m | |
| ANT | 802.11ax HE20 Partial 106/54 CH64 5320MHz | |
| 11+6 | Horizontal | Vertical |
| Peak Avg. | <p>Site : 03CH16-FY Condition : PEAK(UNIT) 3m 91200_1522 HORIZONTAL Detector : Peak Project : 110409</p> | <p>Site : 03CH16-FY Condition : PEAK(UNIT) 3m 91200_1522 VERTICAL Detector : Peak Project : 110409</p> |