



**FCC PART 15
TEST REPORT
No.I19Z62195-IOT05**

for

Client name: Xiaomi Communications Co., Ltd.

Product name: Mobile Phone

Model name: M2001J2G/ M2001J1G

With

FCC ID: 2AFZZJAG

Hardware Version: P2.2

Software Version: MIUI 11

Issued Date: 2020-03-03

Note:

The test results in this test report relate only to the devices specified in this report. This report shall not be reproduced except in full without the written approval of CTTL.

The report must not be used by the client to claim product certification, approval, or endorsement by NVLAP, NIST, or any agency of the U.S.Government.

Test Laboratory:

CTTL-Telecommunication Technology Labs, CAICT

No. 52, Huayuan North Road, Haidian District, Beijing, P. R. China 100191.

Tel:+86(0)10-62304633-2512, Fax:+86(0)10-62304633-2504

Email: ctl_terminals@caict.ac.cn, website: www.caict.ac.cn



REPORT HISTORY

Report Number	Revision	Description	Issue Date
I19Z62195-IOT05	Rev.0	1st edition	2020-02-21
I19Z62195-IOT05	Rev.1	Add antenna gain and power spectral density plots	2020-03-03

CONTENTS

CONTENTS	3
1. TEST LATORATORY	5
1.1. INTRODUCTION & ACCREDITATION	5
1.2. TESTING LOCATION	5
1.3. TESTING ENVIRONMENT.....	5
1.4. PROJECT DATA	5
1.5. SIGNATURE	5
2. CLIENT INFORMATION.....	6
2.1 APPLICANT INFORMATION	6
2.2 MANUFACTURER INFORMATION	6
3. EQUIPMENT UNDER TEST (EUT) AND ANCILLARYEQUIPMENT(AE)	7
3.1. ABOUT EUT	7
3.2. INTERNAL IDENTIFICATION OF EUT USED DURING THE TEST	7
3.3. INTERNAL IDENTIFICATION OF AE USED DURING THE TEST	7
3.4. GENERAL DESCRIPTION.....	8
3.5. INTERPRETATION OF THE TEST ENVIRONMENT.....	8
4. REFERENCE DOCUMENTS	9
4.1. DOCUMENTS SUPPLIED BY APPLICANT	9
4.2. REFERENCE DOCUMENTS FOR TESTING.....	9
5. LABORATORY ENVIRONMENT.....	9
6. SUMMARY OF TEST RESULTS	10
6.1. SUMMARY OF TEST RESULTS	10
6.2. STATEMENTS.....	10
6.3. EXPLANATION OF RE-USE OF TEST DATA	10
7. TEST EQUIPMENTS UTILIZED	11
8. MEASUREMENT UNCERTAINTY	12
8.1 TRANSMITTER OUTPUT POWER.....	12
8.2 PEAK POWER SPECTRAL DENSITY.....	12
8.3 OCCUPIED CHANNEL BANDWIDTH	12
8.4 BAND EDGES COMPLIANCE	12
8.5 SPURIOUS EMISSIONS	12
8.6 AC POWER-LINE CONDUCTED EMISSION	12
ANNEX A: MEASUREMENT RESULTS.....	13
A.1. MEASUREMENT METHOD	13
A.2. MAXIMUM OUTPUT POWER	14
A.3. PEAK POWER SPECTRAL DENSITY (CONDUCTED).....	19



No.119Z62195-10T05

A.4. OCCUPIED 26dB BANDWIDTH(CONDUCTED).....	30
A.5. BAND EDGES COMPLIANCE	34
A5.1 BAND EDGES - RADIATED.....	34
A.6. TRANSMITTER SPURIOUS EMISSION	53
A.7. AC POWERLINE CONDUCTED EMISSION (150kHz- 30MHz).....	96
A.8. 99% OCCUPIED BANDWIDTH	102
A.9. POWER CONTROL	104
ANNEX B: ACCREDITATION CERTIFICATE.....	105

1. TEST LABORATORY

1.1. Introduction & Accreditation

Telecommunication Technology Labs, CAICT is an ISO/IEC 17025:2005 accredited test laboratory under NATIONAL VOLUNTARY LABORATORY ACCREDITATION PROGRAM (NVLAP) with lab code 600118-0, and is also an FCC accredited test laboratory (CN5017), and ISED accredited test laboratory (CN0066). The detail accreditation scope can be found on NVLAP website.

1.2. Testing Location

Conducted testing Location: CTTL(huayuan North Road)

Address: No. 52, Huayuan North Road, Haidian District, Beijing,
P. R. China100191

Radiated testing Location: CTTL(huayuan North Road)

Address: No. 52, Huayuan North Road, Haidian District, Beijing,
P. R. China100191

1.3. Testing Environment

Normal Temperature: 15-35°C


Relative Humidity: 20-75%

1.4. Project data

Testing Start Date: 2019-12-25

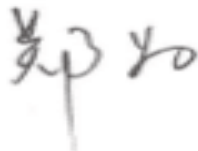
Testing End Date: 2020-02-21

1.5. Signature




Xie Xiuzhen

(Prepared this test report)



Zheng Wei

(Reviewed this test report)



Hu Xiaoyu

(Approved this test report)



2. CLIENT INFORMATION

2.1 Applicant Information

Company Name: Xiaomi Communications Co., Ltd.
Address: #019, 9th Floor, Building 6, 33 Xi'erqi Middle Road, Haidian District,
Beijing, China, 100085
City: Beijing
Postal Code: 100085
Country: China
Telephone: 010-60606666-8088
Fax: 010-60606666-1101

2.2 Manufacturer Information

Company Name: Xiaomi Communications Co., Ltd.
Address: #019, 9th Floor, Building 6, 33 Xi'erqi Middle Road, Haidian District,
Beijing, China, 100085
City: Beijing
Postal Code: 100085
Country: China
Telephone: 010-60606666-8088
Fax: 010-60606666-1101

3. EQUIPMENT UNDER TEST (EUT) AND

ANCILLARY EQUIPMENT (AE)

3.1. About EUT

Description	Mobile Phone
Model name	M2001J2G/ M2001J1G
FCC ID	2AFZZJAG
WLAN Frequency Range	ISM Bands: -5150MHz~5250MHz -5250MHz~5350MHz -5470MHz~5725MHz
Type of modulation	OFDM
Antenna	Integral Antenna
Voltage	3.85V(M2001J2G)/3.87V(M2001J1G)

Note: Photographs of EUT are shown in ANNEX C of this test report. Components list, please refer to documents of the manufacturer.

3.2. Internal Identification of EUT used during the test

EUT ID*	SN or IMEI	HW Version	SW Version
EUT4	860211040054548	P2.2	MIUI 11
EUT43	860211040054480	P2.2	MIUI 11
EUT2	860211040038590/ 860211040038608	P2.2	MIUI 11

*EUT ID: is used to identify the test sample in the lab internally.

3.3. Internal Identification of AE used during the test

AE ID*	Description	SN	Remarks
AE1	battery	/	/
AE3	Travel charger	/	/
AE6	USB Cable	/	/
AE7	USB Cable	/	/
AE11	battery	/	/
AE13	Travel charger	/	/
AE16	USB Cable	/	/

AE1	
Model	BM4N
Manufacturer	/
Capacitance	4680 mAh
Nominal voltage	3.85V

AE3

Model MDY-11-EL
 Manufacturer Xiaomi Communications Co., Ltd.
 Length of cable /

AE6

Model L63312
 Manufacturer LUXSHARE Precision Industry Co., Ltd.
 Length of cable /

AE7

Model K63312
 Manufacturer SU ZHOU KELI SCIENCE&TECHNOLOGY DEVELOPMENT CO.,LTD.
 Length of cable /

AE11

Model BM4M
 Manufacturer /
 Capacitance 4400 mAh
 Nominal voltage 3.87V

AE13

Model MDY-11-EC
 Manufacturer Huizhou BYD Electronic Co.,Ltd.
 Length of cable /

AE16

Model L63512
 Manufacturer LUXSHARE Precision Industry Co., Ltd.
 Length of cable /

*AE ID: is used to identify the test sample in the lab internally.

3.4. General Description

The Equipment under Test (EUT) is a model of Mobile Phone with integrated antenna and inbuilt battery.

It has Bluetooth (EDR)function.

It consists of normal options: travel charger, USB cable.

Manual and specifications of the EUT were provided to fulfil the test.

Samples undergoing test were selected by the client.

3.5. Interpretation of the Test Environment

For the test methods, the test environment uncertainty figures correspond to an expansion factor k=2.

Measurement Uncertainty

Parameter	Uncertainty
temperature	0.48°C
humidity	2 %
DC voltages	0.003V

4. REFERENCE DOCUMENTS

4.1. Documents supplied by applicant

EUT feature information is supplied by the applicant or manufacturer, which is the basis of testing.

4.2. Reference Documents for testing

The following documents listed in this section are referred for testing.

FCC Part15	Title 47 of the Code of Federal Regulations; Chapter I Part 15 - Radio frequency devices	2018
ANSI C63.10	Methods of Measurement of Radio-Noise Emissions from Low-Voltage Electrical and Electronic Equipment in the Range of 9 kHz to 40 GHz	2013
UNII: KDB 789033 D02	General U-NII Test Procedures New Rules v02r01	2017-12
KDB 558074 D01	Federal Communications Commission Office of Engineering and Technology Laboratory Division GUIDANCE FOR COMPLIANCE MEASUREMENTS ON DIGITAL TRANSMISSION SYSTEM, FREQUENCY HOPPING SPREAD SPECTRUM SYSTEM, AND HYBRID SYSTEM DEVICES OPERATING UNDER SECTION 15.247 OF THE FCC RULES	2019

5. LABORATORY ENVIRONMENT

Conducted RF performance testing is performed in shielding room.

EMC performance testing is performed in Semi-anechoic chamber.

6. SUMMARY OF TEST RESULTS

6.1. Summary of Test Results

SUMMARY OF MEASUREMENT RESULTS	Sub-clause of Part15E	Sub-clause of IC	Verdict
Maximum Output Power	15.407	/	P
Peak Power Spectral Density	15.407	/	P
Occupied 26dB Bandwidth	15.403	/	P
Band edge compliance (Radiated)	15.209	/	P
Transmitter spurious emissions (Radiated)	15.407	/	P
AC Powerline Conducted Emission (150kHz- 30MHz)	15.407	/	P
99% Occupied bandwidth	/	/	P
Transmit Power Control	15.407	/	NA

Please refer to **ANNEX A** for detail.

Terms used in Verdict column

P	Pass, The EUT complies with the essential requirements in the standard.
NM	Not measured, The test was not measured by CTTL
NA	Not Applicable, The test was not applicable
F	Fail, The EUT does not comply with the essential requirements in the standard

6.2. Statements

CTTL has evaluated the test cases requested by the client/manufacturer as listed in section 6.1 of this report for the EUT specified in section 3 according to the standards or reference documents listed in section 4.1.

This report only deals with the WLAN function among the features described in section 3.

For WLAN SISO&MIMO mode, the whole testing has assessed only MIMO mode by referring to their higher conducted power.

6.3. Explanation of re-use of test data

The Equipment Under Test (EUT) model M2001J1G (FCC ID: 2AFZZJAG) is a variant product of M2001J2G (FCC ID: 2AFZZJAG), according to the declaration of changes provided by the applicant and FCC KDB publication 178919 D01.all the test results are derived from initial model. For detail differences between two models please refer the Declaration of Changes document. For this report, all the test cases are tested under normal temperature and normal voltage, and also under norm humidity, the specific condition is shown as follows:

Temperature	26°C
Voltage	3.85V(M2001J2G)/3.87V(M2001J1G)
Humidity	44%

7. TEST EQUIPMENTS UTILIZED

Conducted test system

No.	Equipment	Model	Serial Number	Manufacturer	Calibration Period	Calibration Due date
1	Vector Signal Analyzer	FSQ40	200089	Rohde & Schwarz	1 year	2020-05-15
2	Vector Signal Analyzer	FSW67	104051	Rohde & Schwarz	1 year	2020-08-04
3	LISN	ENV216	101200	Rohde & Schwarz	1 year	2020-04-27
4	Test Receiver	ESCI	100344	Rohde & Schwarz	1 year	2020-03-14
5	Shielding Room	S81	/	ETS-Lindgren	/	/

Radiated emission test system

No.	Equipment	Model	Serial Number	Manufacturer	Calibration Period	Calibration Due date
1	Test Receiver	ESU26	100376	Rohde & Schwarz	1 year	2020-10-30
2	BiLog Antenna	VULB9163	01176	Schwarzbeck	1 year	2020-03-14
3	Dual-Ridge Waveguide Horn Antenna	3117	00139065	ETS-Lindgren	1 year	2020-11-10
4	Dual-Ridge Waveguide Horn Antenna	3116	2663	ETS-Lindgren	1 year	2020-06-18
5	Vector Signal Analyzer	FSV	101047	Rohde & Schwarz	1 year	2020-05-16
6	Bluetooth Tester	CBT	101042	Rohde & Schwarz	1 year	2021-01-01

8. Measurement Uncertainty

8.1 Transmitter Output Power

Measurement Uncertainty: 0.387dB,k=1.96

8.2 Peak Power Spectral Density

Measurement Uncertainty: 0.705dB,k=1.96

8.3 Occupied Channel Bandwidth

Measurement Uncertainty: 60.80Hz,k=1.96

8.4 Band Edges Compliance

Measurement Uncertainty : 0.62dB,k=1.96

8.5 Spurious Emissions

Conducted (k=1.96)

Frequency Range	Uncertainty(dB)
$30\text{MHz} \leq f \leq 2\text{GHz}$	1.22
$2\text{GHz} \leq f \leq 3.6\text{GHz}$	1.22
$3.6\text{GHz} \leq f \leq 8\text{GHz}$	1.22
$8\text{GHz} \leq f \leq 12.75\text{GHz}$	1.51
$12.75\text{GHz} \leq f \leq 26\text{GHz}$	1.51
$26\text{GHz} \leq f \leq 40\text{GHz}$	1.59

Radiated (k=2)

Frequency Range	Uncertainty(dB)
9kHz-30MHz	/
$30\text{MHz} \leq f \leq 1\text{GHz}$	5.40
$1\text{GHz} \leq f \leq 18\text{GHz}$	4.32
$18\text{GHz} \leq f \leq 40\text{GHz}$	5.26

8.6 AC Power-line Conducted Emission

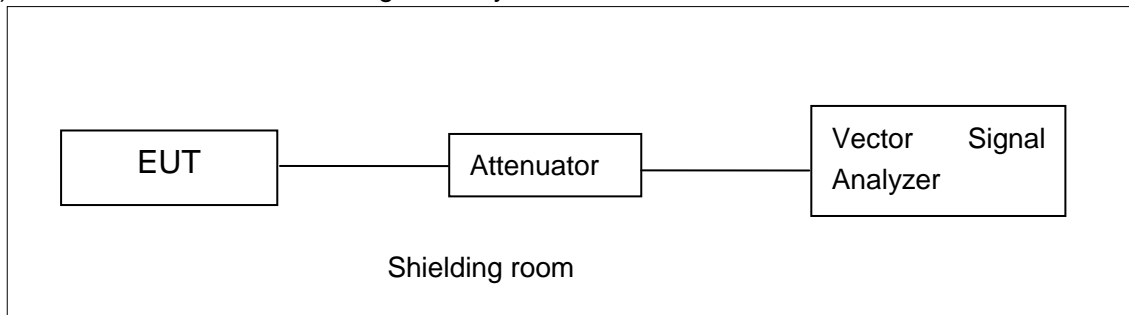
Measurement Uncertainty : 3.08dB,k=2

ANNEX A: MEASUREMENT RESULTS

A.1. Measurement Method

A.1.1. Conducted Measurements

- 1). Connect the EUT to the test system correctly.
- 2). Set the EUT to the required work mode.
- 3). Set the EUT to the required channel.
- 4). Set the spectrum analyzer to start measurement.
- 5). Record the values. Vector Signal Analyzer

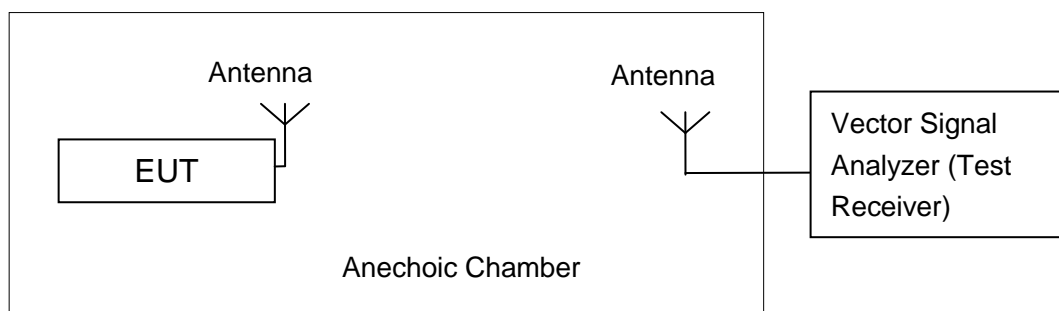


A.1.2. Radiated Emission Measurements

In the case of radiated emission, the used settings are as follows,

Sweep frequency from 30 MHz to 1GHz, RBW = 100 kHz, VBW = 300 kHz;

Sweep frequency from 1 GHz to 26GHz, RBW = 1MHz, VBW = 10Hz;



The measurement is made according to KDB 789033

The radiated emission test is performed in semi-anechoic chamber. The distance from the EUT to the reference point of measurement antenna is 3m. The test is carried out on both vertical and horizontal polarization and only maximization result of both polarizations is kept. During the test, the turntable is rotated 360° and the measurement antenna is moved from 1m to 4m to get the maximization result.

A.2. Maximum output Power

Measurement Limit and Method:

Standard	Frequency (MHz)	Limit (dBm)
FCC CRF Part 15.407(a)	5150MHz~5250MHz	24dBm
	5250MHz~5350MHz	24dBm or 11+10logB
	5470MHz~5725MHz	24dBm or 11+10logB

Limit use the less value, and B is the 26dB bandwidth.

The measurement method SA-2 is made according to KDB 789033

Antenna gain is shown in the table below and the value is supplied by the applicant or manufacturer.

Frequency(MHz)	ANT3(dBi)	ANT4(dBi)
5180	-2.4	-0.5
5190	-1.5	-0.5
5210	-2.9	-1.6
5290	-2.4	-0.8
5310	-2.8	-1.8
5320	-2.0	-1.3
5500	-2.8	0.8
5510	-3.7	0.0
5530	-2.9	-2.0
5610	-4.4	0.8
5670	-3.7	0.0
5700	-5.3	-0.7

Measurement Results(Duty cycle meets the requirement of 98% and above):

ANT3

802.11a mode

Mode	Data Rate (Mbps)	Test Result (dBm)									
		Frequency (MHz)									
		5180	5200	5240	5260	5280	5320	5500	5580	5700	5720
802.11a	6	17.35	17.09	17.34	17.46	17.25	16.91	16.67	16.51	16.44	16.49

802.11n-HT20 mode

Mode	Data Rate (Mbps)	Test Result (dBm)									
		Frequency (MHz)									
		5180	5200	5240	5260	5280	5320	5500	5580	5700	5720
802.11n (HT20)	MCS0	16.71	16.42	16.54	16.49	16.23	16.17	15.63	15.19	14.94	15.06

802.11ac-HT20 mode

Mode	Data Rate (Mbps)	Test Result (dBm)									
		Frequency (MHz)									
		5180	5200	5240	5260	5280	5320	5500	5580	5700	5720
802.11ac (HT20)	MCS0	16.74	16.64	16.89	16.49	16.51	16.39	15.78	15.26	15.11	15.23

802.11n-HT40 mode

Mode	Data Rate (Mbps)	Test Result (dBm)							
		Frequency (MHz)							
		5190	5230	5270	5310	5510	5550	5670	5710
802.11n (HT40)	MCS0	16.82	16.98	16.78	16.36	15.83	15.57	15.15	15.22

802.11ac-HT40 mode

Mode	Data Rate (Mbps)	Test Result (dBm)							
		Frequency (MHz)							
		5190	5230	5270	5310	5510	5550	5670	5710
802.11ac (HT40)	MCS0	16.62	16.78	16.62	16.17	15.75	15.53	15.11	15.06

802.11ac-HT80 mode

Mode	Data Rate (Mbps)	Test Result (dBm)				
		Frequency (MHz)				
		5210	5290	5530	5610	5690
802.11ac (HT80)	MCS0	16.67	16.32	15.73	15.55	15.44

802.11ax-HE20 mode

Mode	Data Rate (Mbps)	Test Result (dBm)									
		Frequency (MHz)									
		5180	5200	5240	5260	5280	5320	5500	5580	5700	5720
802.11ax-HE20 (RU26-left)	MCS0	8.79	8.32	8.54	8.67	8.39	8.18	7.43	7.18	6.89	7.12
802.11ax-HE20 (RU26-middle)	MCS0	8.59	8.54	8.77	8.71	8.55	8.31	7.62	7.36	7.23	7.04
802.11ax-HE20 (RU26-right)	MCS0	8.51	8.41	8.68	8.54	8.32	8.15	7.36	7.17	7.12	6.92
802.11ax-HE20 (RU52-left)	MCS0	8.59	8.48	8.89	8.70	8.47	8.18	7.46	7.38	7.35	7.23
802.11ax-HE20 (RU52-middle)	MCS0	8.98	8.92	9.31	9.01	8.92	8.63	7.79	7.85	7.41	7.40
802.11ax-HE20 (RU52-right)	MCS0	8.63	8.49	8.82	8.62	8.46	8.24	7.19	7.36	7.17	6.89
802.11ax-HE20	MCS0	8.94	8.87	9.36	9.08	8.87	8.53	7.81	7.75	7.49	7.52

(RU106-left)											
802.11ax-HE20 (RU106-right)	MCS0	8.89	8.83	9.35	8.96	8.79	8.57	7.91	7.62	7.58	7.22
802.11ax-HE20 (RU242)	MCS0	8.64	8.57	8.93	8.59	8.41	8.24	7.56	7.44	7.15	7.12

802.11ax-HE40 mode

Mode	Data Rate (Mbps)	Test Result (dBm)								
		Frequency (MHz)								
		5190	5230	5270	5310	5510	5550	5670	5710	
802.11ax-HE40 (RU242-left)	MCS0	17.66	17.63	17.71	17.09	16.52	16.31	15.97	16.03	
802.11ax-HE40 (RU242-right)	MCS0	17.47	17.61	17.42	16.89	16.34	16.45	15.91	16.13	
802.11ax-HE40 (RU484)	MCS0	17.57	17.51	17.62	17.05	16.51	16.43	15.97	16.23	

802.11ax-HE80 mode

Mode	Data Rate (Mbps)	Test Result (dBm)				
		Frequency (MHz)				
		5210	5290	5530	5610	5690
802.11ax-HE80 (RU484-left)	MCS0	16.57	16.51	15.97	15.85	15.62
802.11ax-HE80 (RU484-right)	MCS0	16.27	16.01	15.54	15.43	15.79
802.11ax-HE80 (RU996)	MCS0	16.34	16.19	15.67	15.41	15.57

Conclusion: Pass

MIMO&CDD
802.11a mode

Mode	Data Rate (Mbps)	Test Result (dBm)									
		Frequency (MHz)									
		5180	5200	5240	5260	5280	5320	5500	5580	5700	5720
802.11a	6	18.89	18.91	19.05	19.12	18.90	18.80	18.55	18.45	18.46	18.42

802.11n-HT20 mode

Mode	Data Rate (Mbps)	Test Result (dBm)									
		Frequency (MHz)									
		5180	5200	5240	5260	5280	5320	5500	5580	5700	5720
802.11n (HT20)	MCS0	18.17	18.02	18.02	18.06	17.87	17.81	17.23	16.94	16.74	16.72

802.11ac-HT20 mode

Mode	Data Rate (Mbps)	Test Result (dBm)									
		Frequency (MHz)									
		5180	5200	5240	5260	5280	5320	5500	5580	5700	5720
802.11ac (HT20)	MCS0	18.18	18.04	18.15	18.13	17.91	17.80	17.33	17.08	16.74	16.80

802.11n-HT40 mode

Mode	Data Rate (Mbps)	Test Result (dBm)							
		Frequency (MHz)							
		5190	5230	5270	5310	5510	5550	5670	5710
802.11n (HT40)	MCS0	18.30	18.29	18.25	17.89	17.39	17.18	16.86	16.85

802.11ac-HT40 mode

Mode	Data Rate (Mbps)	Test Result (dBm)							
		Frequency (MHz)							
		5190	5230	5270	5310	5510	5550	5670	5710
802.11ac (HT40)	MCS0	18.14	18.15	18.14	17.79	17.29	17.11	16.80	16.70

802.11ac-HT80 mode

Mode	Data Rate (Mbps)	Test Result (dBm)				
		Frequency (MHz)				
		5210	5290	5530	5610	5690
802.11ac (HT80)	MCS0	17.83	17.65	17.29	17.21	16.96

802.11ax-HE20 mode

Mode	Data Rate (Mbps)	Test Result (dBm)									
		Frequency (MHz)									
		5180	5200	5240	5260	5280	5320	5500	5580	5700	5720
802.11ax-HE20 (RU26-left)	MCS0	10.53	10.47	10.38	10.53	10.60	10.34	9.68	9.89	9.33	9.31
802.11ax-HE20 (RU26-middle)	MCS0	10.41	10.35	10.66	10.84	10.42	9.97	9.90	9.42	9.68	9.39
802.11ax-HE20 (RU26-right)	MCS0	10.07	10.41	10.20	10.45	10.45	10.26	9.38	9.10	9.54	9.00
802.11ax-HE20 (RU52-left)	MCS0	10.43	10.12	10.21	10.35	10.15	10.03	9.40	9.47	9.01	9.25
802.11ax-HE20 (RU52-middle)	MCS0	10.50	10.43	10.43	10.82	10.55	10.45	9.66	9.47	9.79	9.48
802.11ax-HE20 (RU52-right)	MCS0	10.15	10.17	10.48	10.55	10.21	9.88	9.52	9.48	9.19	9.42
802.11ax-HE20	MCS0	10.54	10.51	10.76	10.93	10.70	10.26	9.82	9.77	9.47	9.78

(RU106-left)											
802.11ax-HE20 (RU106-right)	MCS0	10.44	10.49	10.60	10.81	10.34	10.25	9.72	9.66	9.54	9.26
802.11ax-HE20 (RU242)	MCS0	10.11	10.08	10.12	10.36	10.13	9.87	9.29	9.38	9.03	8.97

802.11ax-HE40 mode

Mode	Data Rate (Mbps)	Test Result (dBm)							
		Frequency (MHz)							
		5190	5230	5270	5310	5510	5550	5670	5710
802.11ax-HE40 (RU242-left)	MCS0	18.88	19.04	19.11	18.67	18.08	18.04	17.71	17.81
802.11ax-HE40 (RU242-right)	MCS0	18.88	19.02	19.03	18.62	18.09	17.99	17.67	17.75
802.11ax-HE40 (RU484)	MCS0	18.89	19.10	19.18	18.70	18.16	18.08	17.75	17.84

802.11ax-HE80 mode

Mode	Data Rate (Mbps)	Test Result (dBm)				
		Frequency (MHz)				
		5210	5290	5530	5610	5690
802.11ax-HE80 (RU484-left)	MCS0	17.89	17.91	17.47	17.38	17.22
802.11ax-HE80 (RU484-right)	MCS0	17.82	17.72	17.23	17.21	17.32
802.11ax-HE80 (RU996)	MCS0	17.78	17.71	17.19	17.12	17.08

Conclusion: Pass

A.3. Peak Power Spectral Density (conducted)

Measurement Limit:

Standard	Frequency (MHz)	Limit (dBm/MHz)
FCC CRF Part 15.407(a)	5150MHz~5250MHz	11
	5250MHz~5350MHz	11
	5470MHz~5725MHz	11

The output power measurement method Section F is made according to KDB 789033

Measurement Results:

ANT3

Mode	Frequency	Power Spectral Density (dBm/MHz)	Conclusion
802.11a	5180 MHz	7.57	P
	5200 MHz	7.24	P
	5240 MHz	6.54	P
	5260 MHz	6.91	P
	5280 MHz	7.24	P
	5320 MHz	7.18	P
	5500 MHz	6.85	P
	5580 MHz	6.85	P
	5700 MHz	6.81	P
	5720 MHz	6.71	P
802.11n HT20	5180 MHz	6.63	P
	5200 MHz	6.21	P
	5240 MHz	6.47	P
	5260 MHz	6.58	P
	5280 MHz	6.39	P
	5320 MHz	6.12	P
	5500 MHz	6.53	P
	5580 MHz	5.81	P
	5700 MHz	5.68	P
	5720 MHz	5.87	P
802.11ac HT20	5180 MHz	6.80	P
	5200 MHz	6.23	P
	5240 MHz	6.47	P
	5260 MHz	6.59	P
	5280 MHz	6.27	P
	5320 MHz	5.98	P
	5500 MHz	5.80	P
	5580 MHz	5.98	P
	5700 MHz	5.87	P

	5720 MHz	5.84	P
802.11n HT40	5190 MHz	3.29	P
	5230 MHz	3.55	P
	5270 MHz	3.62	P
	5310 MHz	3.08	P
	5510 MHz	2.83	P
	5550 MHz	2.65	P
	5670 MHz	2.64	P
	5710 MHz	2.71	P
802.11ac HT40	5190 MHz	3.44	P
	5230 MHz	3.47	P
	5270 MHz	3.37	P
	5310 MHz	3.08	P
	5510 MHz	2.81	P
	5550 MHz	2.59	P
	5670 MHz	2.66	P
	5710 MHz	2.95	P
802.11ac HT80	5210 MHz	0.40	P
	5290 MHz	0.09	P
	5530 MHz	-0.03	P
	5610 MHz	0.13	P
	5690 MHz	-0.39	P
802.11ax-HE20 (RU26-left)	5180 MHz	7.11	P
	5200 MHz	7.30	P
	5240 MHz	7.43	P
	5260 MHz	7.45	P
	5280 MHz	7.21	P
	5320 MHz	7.18	P
	5500 MHz	6.42	P
	5580 MHz	6.10	P
	5700 MHz	5.66	P
	5720 MHz	6.26	P
802.11ax-HE20 (RU26-middle)	5180 MHz	6.81	P
	5200 MHz	7.01	P
	5240 MHz	6.46	P
	5260 MHz	6.66	P
	5280 MHz	6.02	P
	5320 MHz	6.61	P
	5500 MHz	5.63	P
	5580 MHz	5.47	P
	5700 MHz	5.15	P
	5720 MHz	5.29	P
802.11ax-HE20	5180 MHz	7.22	P

(RU26-right)	5200 MHz	7.55	P
	5240 MHz	7.53	P
	5260 MHz	7.59	P
	5280 MHz	7.11	P
	5320 MHz	7.03	P
	5500 MHz	6.61	P
	5580 MHz	6.11	P
	5700 MHz	6.67	P
	5720 MHz	5.98	P
802.11ax-HE20 (RU52-left)	5180 MHz	4.62	P
	5200 MHz	4.83	P
	5240 MHz	4.69	P
	5260 MHz	5.27	P
	5280 MHz	4.22	P
	5320 MHz	4.51	P
	5500 MHz	3.97	P
	5580 MHz	3.62	P
	5700 MHz	3.33	P
5720 MHz	3.51	P	
802.11ax-HE20 (RU52-middle)	5180 MHz	5.18	P
	5200 MHz	5.43	P
	5240 MHz	4.87	P
	5260 MHz	4.72	P
	5280 MHz	4.34	P
	5320 MHz	4.55	P
	5500 MHz	4.33	P
	5580 MHz	3.61	P
	5700 MHz	3.70	P
5720 MHz	3.63	P	
802.11ax-HE20 (RU52-right)	5180 MHz	4.93	P
	5200 MHz	4.83	P
	5240 MHz	4.50	P
	5260 MHz	4.69	P
	5280 MHz	4.13	P
	5320 MHz	4.59	P
	5500 MHz	3.75	P
	5580 MHz	3.36	P
	5700 MHz	3.37	P
5720 MHz	3.77	P	
802.11ax-HE20 (RU106-left)	5180 MHz	1.82	P
	5200 MHz	1.93	P
	5240 MHz	2.03	P
	5260 MHz	1.85	P

	5280 MHz	1.22	P
	5320 MHz	1.96	P
	5500 MHz	0.89	P
	5580 MHz	0.52	P
	5700 MHz	0.76	P
	5720 MHz	0.64	P
802.11ax-HE20 (RU106-right)	5180 MHz	1.71	P
	5200 MHz	2.05	P
	5240 MHz	1.88	P
	5260 MHz	1.72	P
	5280 MHz	1.39	P
	5320 MHz	1.65	P
	5500 MHz	0.93	P
	5580 MHz	1.11	P
	5700 MHz	0.77	P
5720 MHz	1.03	P	
802.11ax-HE20 (RU242)	5180 MHz	-1.02	P
	5200 MHz	-1.37	P
	5240 MHz	-0.96	P
	5260 MHz	-1.38	P
	5280 MHz	-1.85	P
	5320 MHz	-1.53	P
	5500 MHz	-1.42	P
	5580 MHz	-1.92	P
	5700 MHz	-1.69	P
5720 MHz	-1.33	P	
802.11ax-HE40 (RU242-left)	5190 MHz	6.67	P
	5230 MHz	7.19	P
	5270 MHz	6.77	P
	5310 MHz	6.09	P
	5510 MHz	5.51	P
	5550 MHz	5.26	P
	5670 MHz	5.14	P
	5710 MHz	5.02	P
802.11ax-HE40 (RU242-right)	5190 MHz	6.59	P
	5230 MHz	6.41	P
	5270 MHz	6.37	P
	5310 MHz	6.11	P
	5510 MHz	5.59	P
	5550 MHz	5.13	P
	5670 MHz	4.82	P
	5710 MHz	5.37	P
802.11ax-HE40	5190 MHz	3.76	P

(RU484)	5230 MHz	3.83	P
	5270 MHz	3.69	P
	5310 MHz	3.03	P
	5510 MHz	3.27	P
	5550 MHz	2.97	P
	5670 MHz	3.09	P
	5710 MHz	3.12	P
802.11ax-HE80 (RU484-left)	5210 MHz	2.86	P
	5290 MHz	2.19	P
	5530 MHz	1.59	P
	5610 MHz	0.84	P
	5690 MHz	0.93	P
802.11ax-HE80 (RU484-right)	5210 MHz	2.39	P
	5290 MHz	1.70	P
	5530 MHz	0.81	P
	5610 MHz	0.73	P
	5690 MHz	1.42	P
802.11ax-HE80 (RU996)	5210 MHz	0.10	P
	5290 MHz	-0.26	P
	5530 MHz	-0.55	P
	5610 MHz	-0.81	P
	5690 MHz	-0.72	P

Conclusion: PASS

MIMO&CDD

Mode	Frequency	Power Spectral Density (dBm/MHz)	Conclusion
802.11a	5180 MHz	9.53	P
	5200 MHz	9.79	P
	5240 MHz	9.67	P
	5260 MHz	9.74	P
	5280 MHz	9.54	P
	5320 MHz	9.59	P
	5500 MHz	9.84	P
	5580 MHz	9.36	P
	5700 MHz	9.33	P
	5720 MHz	9.32	P
802.11n HT20	5180 MHz	8.55	P
	5200 MHz	8.35	P
	5240 MHz	8.72	P
	5260 MHz	8.52	P
	5280 MHz	8.43	P
	5320 MHz	8.04	P
	5500 MHz	8.25	P
	5580 MHz	7.80	P
	5700 MHz	7.86	P
	5720 MHz	7.60	P
802.11ac HT20	5180 MHz	8.47	P
	5200 MHz	8.35	P
	5240 MHz	8.44	P
	5260 MHz	8.37	P
	5280 MHz	8.10	P
	5320 MHz	7.93	P
	5500 MHz	8.02	P
	5580 MHz	7.88	P
	5700 MHz	7.75	P
	5720 MHz	7.70	P
802.11n HT40	5190 MHz	5.41	P
	5230 MHz	5.29	P
	5270 MHz	5.37	P
	5310 MHz	5.11	P
	5510 MHz	4.65	P
	5550 MHz	4.29	P
	5670 MHz	4.52	P
	5710 MHz	4.22	P
802.11ac	5190 MHz	5.35	P

HT40	5230 MHz	5.44	P
	5270 MHz	5.33	P
	5310 MHz	4.79	P
	5510 MHz	4.73	P
	5550 MHz	4.22	P
	5670 MHz	4.43	P
	5710 MHz	4.25	P
802.11ac HT80	5210 MHz	1.32	P
	5290 MHz	1.16	P
	5530 MHz	1.74	P
	5610 MHz	1.61	P
	5690 MHz	1.47	P
802.11ax-HE20 (RU26-left)	5180 MHz	9.02	P
	5200 MHz	9.40	P
	5240 MHz	9.32	P
	5260 MHz	9.54	P
	5280 MHz	8.98	P
	5320 MHz	9.21	P
	5500 MHz	8.74	P
	5580 MHz	8.55	P
	5700 MHz	8.02	P
802.11ax-HE20 (RU26-middle)	5180 MHz	8.83	P
	5200 MHz	8.84	P
	5240 MHz	8.45	P
	5260 MHz	8.66	P
	5280 MHz	8.20	P
	5320 MHz	8.45	P
	5500 MHz	7.80	P
	5580 MHz	7.89	P
	5700 MHz	7.41	P
802.11ax-HE20 (RU26-right)	5180 MHz	9.45	P
	5200 MHz	9.72	P
	5240 MHz	9.55	P
	5260 MHz	9.53	P
	5280 MHz	9.13	P
	5320 MHz	9.26	P
	5500 MHz	8.73	P
	5580 MHz	8.72	P
	5700 MHz	8.65	P
802.11ax-HE20	5180 MHz	6.56	P

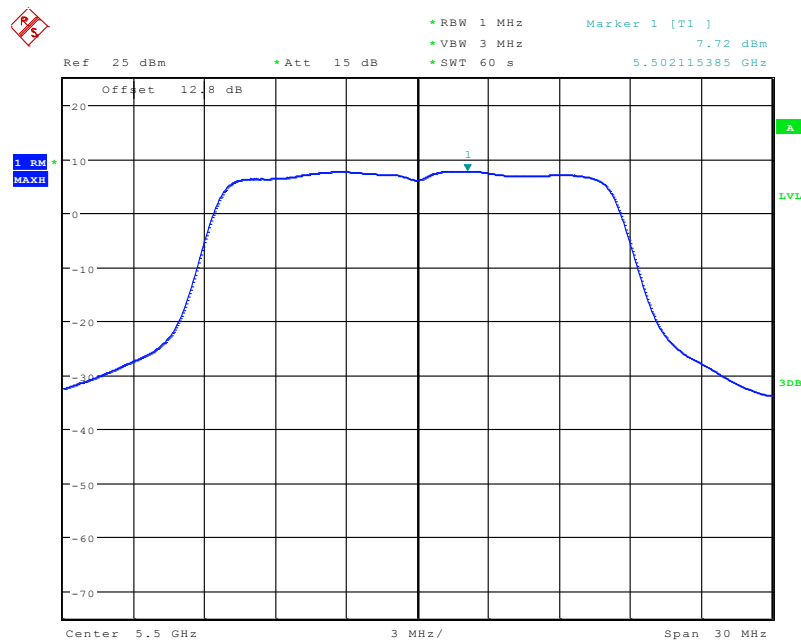
(RU52-left)	5200 MHz	6.94	P
	5240 MHz	6.71	P
	5260 MHz	6.94	P
	5280 MHz	6.44	P
	5320 MHz	6.49	P
	5500 MHz	6.28	P
	5580 MHz	5.85	P
	5700 MHz	5.65	P
	5720 MHz	5.79	P
802.11ax-HE20 (RU52-middle)	5180 MHz	7.06	P
	5200 MHz	7.31	P
	5240 MHz	6.86	P
	5260 MHz	7.00	P
	5280 MHz	6.45	P
	5320 MHz	6.64	P
	5500 MHz	6.20	P
	5580 MHz	6.07	P
	5700 MHz	5.85	P
802.11ax-HE20 (RU52-right)	5180 MHz	7.08	P
	5200 MHz	7.20	P
	5240 MHz	6.71	P
	5260 MHz	6.88	P
	5280 MHz	6.42	P
	5320 MHz	6.57	P
	5500 MHz	6.04	P
	5580 MHz	5.73	P
	5700 MHz	5.89	P
802.11ax-HE20 (RU106-left)	5180 MHz	3.85	P
	5200 MHz	4.03	P
	5240 MHz	3.93	P
	5260 MHz	4.06	P
	5280 MHz	3.50	P
	5320 MHz	3.70	P
	5500 MHz	3.15	P
	5580 MHz	2.85	P
	5700 MHz	2.79	P
802.11ax-HE20 (RU106-right)	5180 MHz	3.87	P
	5200 MHz	4.21	P
	5240 MHz	3.75	P
	5260 MHz	3.73	P

	5280 MHz	3.46	P
	5320 MHz	3.61	P
	5500 MHz	3.10	P
	5580 MHz	3.24	P
	5700 MHz	2.90	P
	5720 MHz	2.86	P
802.11ax-HE20 (RU242)	5180 MHz	0.94	P
	5200 MHz	0.99	P
	5240 MHz	0.78	P
	5260 MHz	0.94	P
	5280 MHz	0.49	P
	5320 MHz	0.65	P
	5500 MHz	0.64	P
	5580 MHz	0.43	P
	5700 MHz	0.52	P
	5720 MHz	0.66	P
802.11ax-HE40 (RU242-left)	5190 MHz	8.59	P
	5230 MHz	8.86	P
	5270 MHz	8.78	P
	5310 MHz	8.14	P
	5510 MHz	7.90	P
	5550 MHz	7.51	P
	5670 MHz	7.45	P
	5710 MHz	7.50	P
802.11ax-HE40 (RU242-right)	5190 MHz	8.68	P
	5230 MHz	8.57	P
	5270 MHz	8.63	P
	5310 MHz	8.29	P
	5510 MHz	7.84	P
	5550 MHz	7.35	P
	5670 MHz	7.32	P
	5710 MHz	7.61	P
802.11ax-HE40 (RU484)	5190 MHz	5.79	P
	5230 MHz	5.86	P
	5270 MHz	5.89	P
	5310 MHz	5.30	P
	5510 MHz	5.61	P
	5550 MHz	5.22	P
	5670 MHz	5.30	P
	5710 MHz	5.47	P
802.11ax-HE80 (RU484-left)	5210 MHz	4.69	P
	5290 MHz	4.28	P
	5530 MHz	3.84	P

	5610 MHz	3.45	P
	5690 MHz	3.31	P
802.11ax-HE80 (RU484-right)	5210 MHz	4.50	P
	5290 MHz	4.15	P
	5530 MHz	3.33	P
	5610 MHz	3.53	P
	5690 MHz	3.59	P
802.11ax-HE80 (RU996)	5210 MHz	2.35	P
	5290 MHz	1.93	P
	5530 MHz	1.92	P
	5610 MHz	1.63	P
	5690 MHz	1.51	P

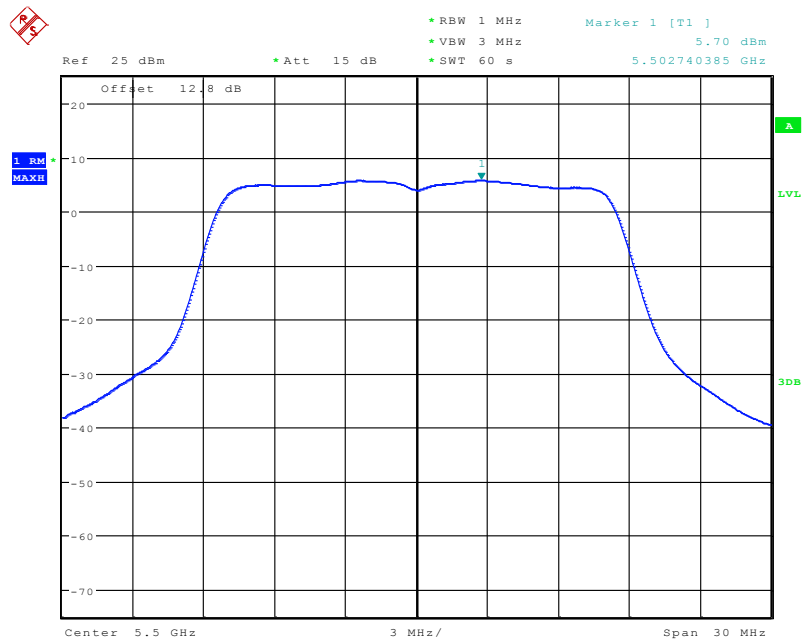
Conclusion: PASS

The maximal result of the power spectral density is as follow (802.11a ch100):



Date: 3.MAR.2020 13:20:37

Fig.1 ANT3 802.11a ch100



Date: 3.MAR.2020 13:24:55

Fig.2 ANT4 802.11a ch100

A.4. Occupied 26dB Bandwidth(conducted)

Measurement Limit:

Standard	Limit (kHz)
FCC 47 CFR Part 15.403 (i)	/

The measurement is made according to KDB 789033

Measurement Uncertainty:

Measurement Uncertainty	60.80Hz
-------------------------	---------

Measurement Result:

MIMO&CDD

ANT3

Mode	Frequency	Occupied 26dB Bandwidth (MHz)	conclusion
802.11a	5180 MHz	20.65	P
	5200 MHz	20.40	P
	5240 MHz	20.60	P
	5260 MHz	20.15	P
	5280 MHz	20.15	P
	5320 MHz	20.15	P
	5500 MHz	19.55	P
	5580 MHz	19.70	P
	5700 MHz	19.70	P
802.11n HT20	5180 MHz	20.90	P
	5200 MHz	21.00	P
	5240 MHz	20.95	P
	5260 MHz	20.80	P
	5280 MHz	21.15	P
	5320 MHz	20.70	P
	5500 MHz	20.90	P
	5580 MHz	20.60	P
	5700 MHz	20.70	P
802.11ac HT20	5180 MHz	20.85	P
	5200 MHz	20.95	P
	5240 MHz	20.75	P
	5260 MHz	20.70	P
	5280 MHz	20.75	P
	5320 MHz	20.70	P
	5500 MHz	20.60	P

	5580 MHz	20.90	P
	5700 MHz	20.75	P
	5720 MHz	20.75	P
802.11n HT40	5190 MHz	39.84	P
	5230 MHz	40.16	P
	5270 MHz	39.76	P
	5310 MHz	39.92	P
	5510 MHz	39.68	P
	5550 MHz	39.84	P
	5670 MHz	39.84	P
	5710 MHz	39.84	P
802.11ac HT40	5190 MHz	39.92	P
	5230 MHz	39.84	P
	5270 MHz	39.76	P
	5310 MHz	40.08	P
	5510 MHz	39.68	P
	5550 MHz	39.76	P
	5670 MHz	39.92	P
	5710 MHz	39.84	P
802.11ac HT80	5210 MHz	82.40	P
	5290 MHz	82.72	P
	5530 MHz	82.24	P
	5610 MHz	82.40	P
	5690 MHz	82.40	P
802.11ax-HE20 (RU242)	5180 MHz	21.20	P
	5200 MHz	21.25	P
	5240 MHz	21.15	P
	5260 MHz	21.30	P
	5280 MHz	21.20	P
	5320 MHz	21.55	P
	5500 MHz	21.15	P
	5580 MHz	21.25	P
	5700 MHz	21.20	P
	5720 MHz	21.35	P
802.11ax-HE40 (RU484)	5190 MHz	44.32	P
	5230 MHz	44.56	P
	5270 MHz	44.56	P
	5310 MHz	44.16	P
	5510 MHz	44.32	P
	5550 MHz	44.08	P
	5670 MHz	44.56	P
	5710 MHz	44.96	P
802.11ax-HE40	5210 MHz	82.56	P

(RU996)	5290 MHz	82.40	P
	5530 MHz	82.24	P
	5610 MHz	82.88	P
	5690 MHz	82.40	P

Conclusion: PASS

ANT4

Mode	Frequency	Occupied 26dB Bandwidth (MHz)	conclusion
802.11a	5180 MHz	19.75	P
	5200 MHz	19.85	P
	5240 MHz	19.50	P
	5260 MHz	19.85	P
	5280 MHz	19.45	P
	5320 MHz	19.55	P
	5500 MHz	19.40	P
	5580 MHz	19.30	P
	5700 MHz	19.45	P
802.11n HT20	5180 MHz	20.90	P
	5200 MHz	20.70	P
	5240 MHz	20.85	P
	5260 MHz	20.90	P
	5280 MHz	20.45	P
	5320 MHz	20.70	P
	5500 MHz	20.90	P
	5580 MHz	20.60	P
	5700 MHz	20.85	P
802.11ac HT20	5180 MHz	20.65	P
	5200 MHz	20.80	P
	5240 MHz	20.80	P
	5260 MHz	20.65	P
	5280 MHz	21.15	P
	5320 MHz	20.65	P
	5500 MHz	20.75	P
	5580 MHz	20.65	P
	5700 MHz	20.65	P
802.11n HT40	5190 MHz	39.60	P
	5230 MHz	39.68	P
	5270 MHz	39.60	P

	5310 MHz	39.84	P
	5510 MHz	39.84	P
	5550 MHz	39.68	P
	5670 MHz	39.76	P
	5710 MHz	39.52	P
802.11ac HT40	5190 MHz	39.60	P
	5230 MHz	40.00	P
	5270 MHz	40.00	P
	5310 MHz	39.68	P
	5510 MHz	39.76	P
	5550 MHz	39.68	P
	5670 MHz	39.76	P
802.11ac HT80	5210 MHz	82.72	P
	5290 MHz	83.20	P
	5530 MHz	82.56	P
	5610 MHz	82.40	P
	5690 MHz	82.56	P
802.11ax-HE20 (RU242)	5180 MHz	21.35	P
	5200 MHz	21.30	P
	5240 MHz	21.35	P
	5260 MHz	21.30	P
	5280 MHz	21.30	P
	5320 MHz	21.30	P
	5500 MHz	21.25	P
	5580 MHz	21.30	P
	5700 MHz	21.35	P
802.11ax-HE40 (RU484)	5190 MHz	43.68	P
	5230 MHz	44.64	P
	5270 MHz	43.84	P
	5310 MHz	44.48	P
	5510 MHz	44.64	P
	5550 MHz	44.24	P
	5670 MHz	44.72	P
	5710 MHz	44.00	P
802.11ax-HE40 (RU996)	5210 MHz	82.40	P
	5290 MHz	82.40	P
	5530 MHz	82.40	P
	5610 MHz	82.88	P
	5690 MHz	82.56	P

Conclusion: PASS

A.5. Band Edges Compliance

A5.1 Band Edges - Radiated

Measurement Limit:

Standard	Limit (dB μ V/m)	
	FCC 47 CFR Part 15.209	Peak
Average		48.3

The measurement is made according to KDB 789033

In addition, radiated emissions which fall in the restricted bands, as defined in § 15.205(a), must also comply with the radiated emission limits specified in § 15.209(a) (see § 15.205(c)).

Measurement Uncertainty:

Measurement Uncertainty	0.75dB
-------------------------	--------

Measurement Result:

Mode	Frequency	Test Results	Conclusion
802.11a	5180 MHz	Fig.3	P
	5320 MHz	Fig.4	P
	5500 MHz	Fig.5	P
	5700 MHz	Fig.6	P
802.11n HT20	5180 MHz	Fig.7	P
	5320 MHz	Fig.8	P
	5500 MHz	Fig.9	P
	5700 MHz	Fig.10	P

802.11ac HT20	5180 MHz	Fig.11	P
	5320 MHz	Fig.12	P
	5500 MHz	Fig.13	P
	5700 MHz	Fig.14	P

802.11ax HT20	5180 MHz	Fig.15	P
	5320 MHz	Fig.16	P
	5500 MHz	Fig.17	P
	5700 MHz	Fig.18	P

802.11n HT40	5190 MHz	Fig.19	P
	5310 MHz	Fig.20	P
	5510 MHz	Fig.21	P
	5670 MHz	Fig.22	P

802.11ac HT40	5190 MHz	Fig.23	P
	5310 MHz	Fig.24	P

	5510 MHz	Fig.25	P
	5670 MHz	Fig.26	P

802.11ax HT40	5190 MHz	Fig.27	P
	5310 MHz	Fig.28	P
	5510 MHz	Fig.29	P
	5670 MHz	Fig.30	P

802.11ac HT80	5210MHz	Fig.31	P
	5290MHz	Fig.32	P
	5530MHz	Fig.33	P

802.11ax HT80	5210MHz	Fig.34	P
	5290MHz	Fig.35	P
	5530MHz	Fig.36	P

Conclusion: PASS

Test graphs as below:

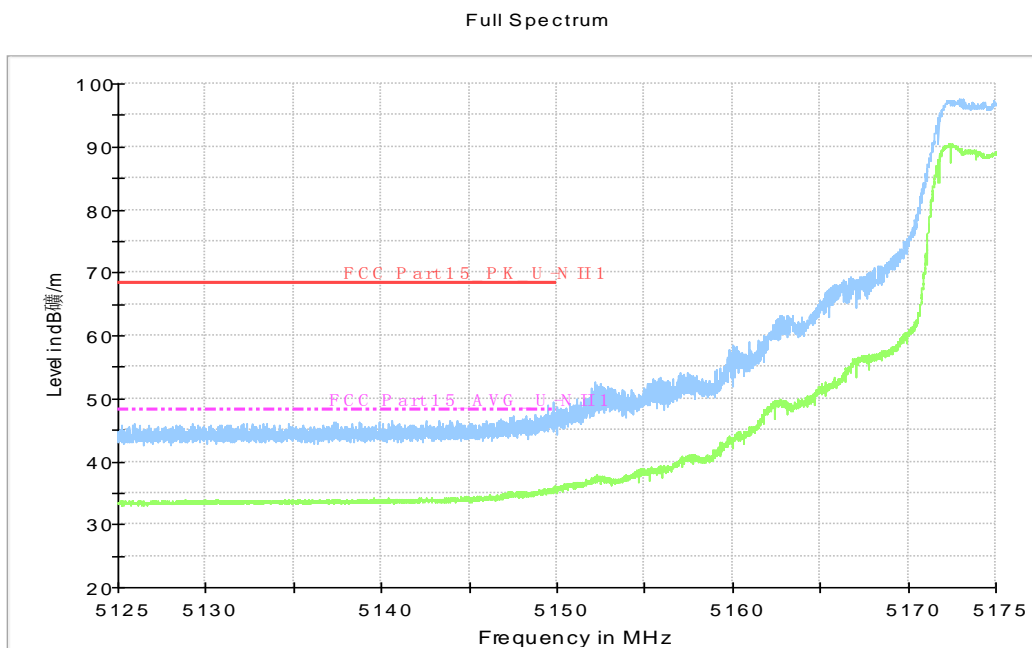


Fig.3 Band Edges (EUT4, 802.11a, 5180MHz)

Full Spectrum

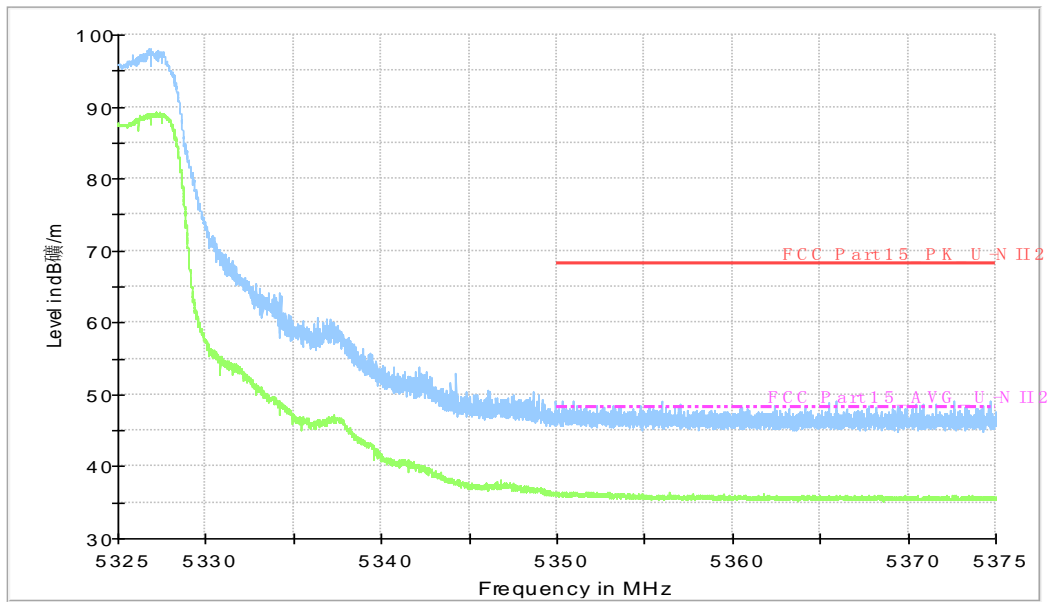


Fig.4 Band Edges (EUT4, 802.11a, 5320MHz)

Full Spectrum

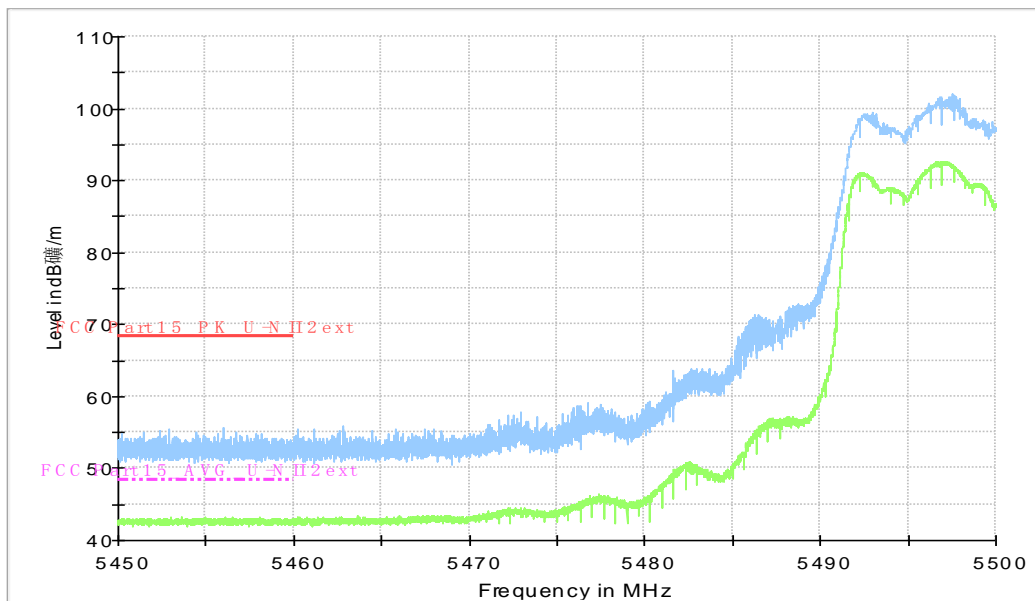


Fig.5 Band Edges (EUT4, 802.11a, 5500MHz)

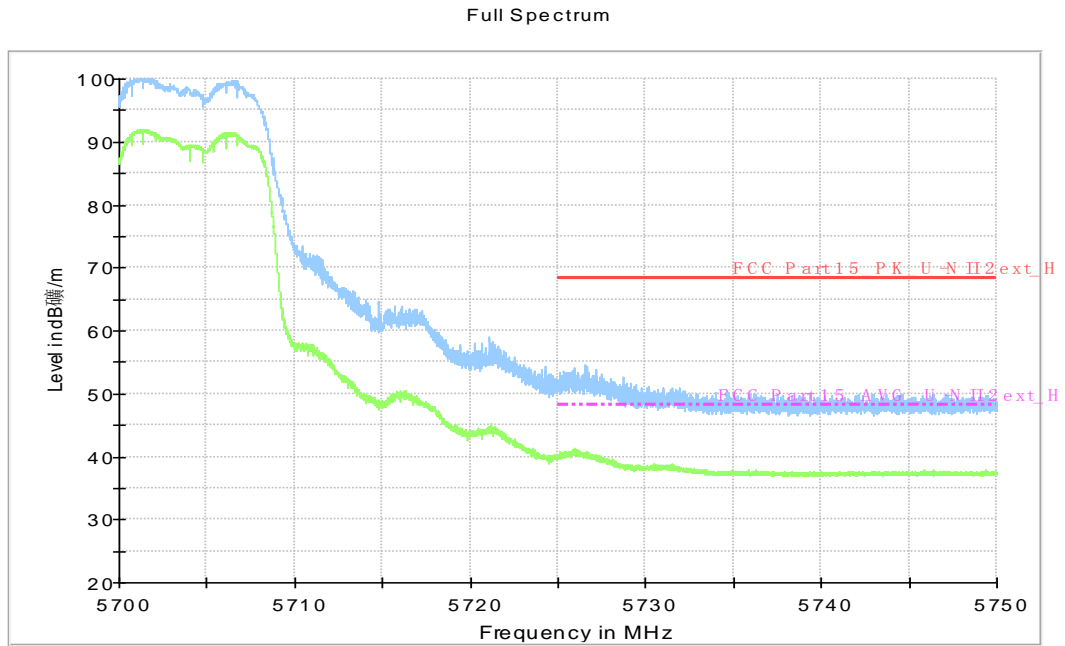


Fig.6 Band Edges (EUT4, 802.11a, 5700MHz)

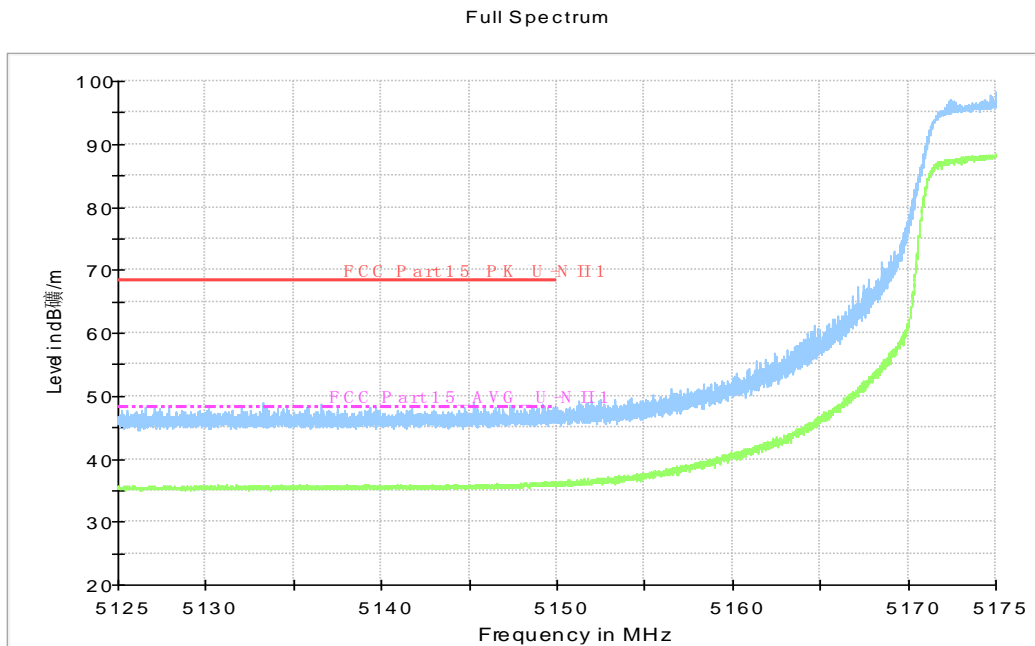


Fig.7 Band Edges (EUT4, 802.11n-HT20, 5180MHz)

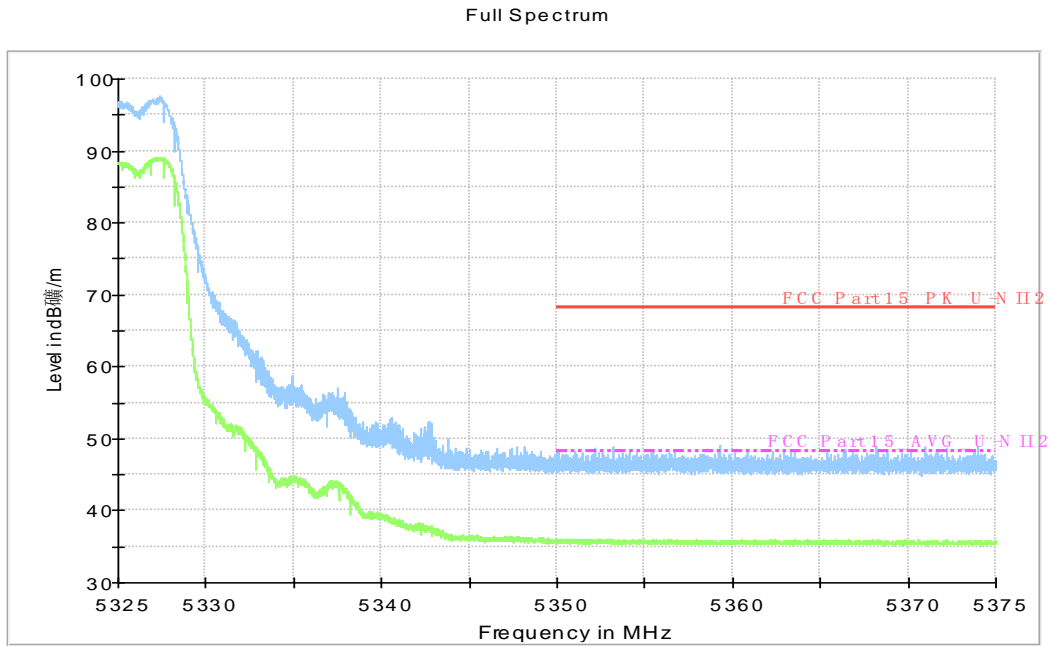


Fig.8 Band Edges (EUT4, 802.11n-HT20, 5320MHz)

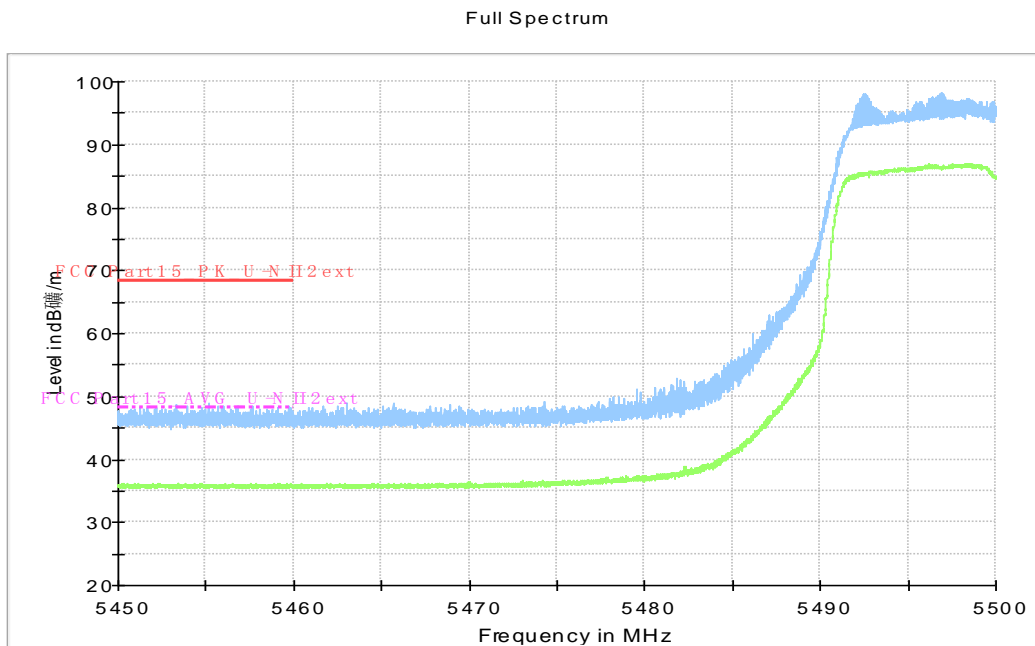


Fig.9 Band Edges (EUT4, 802.11n-HT20, 5500MHz)

Full Spectrum

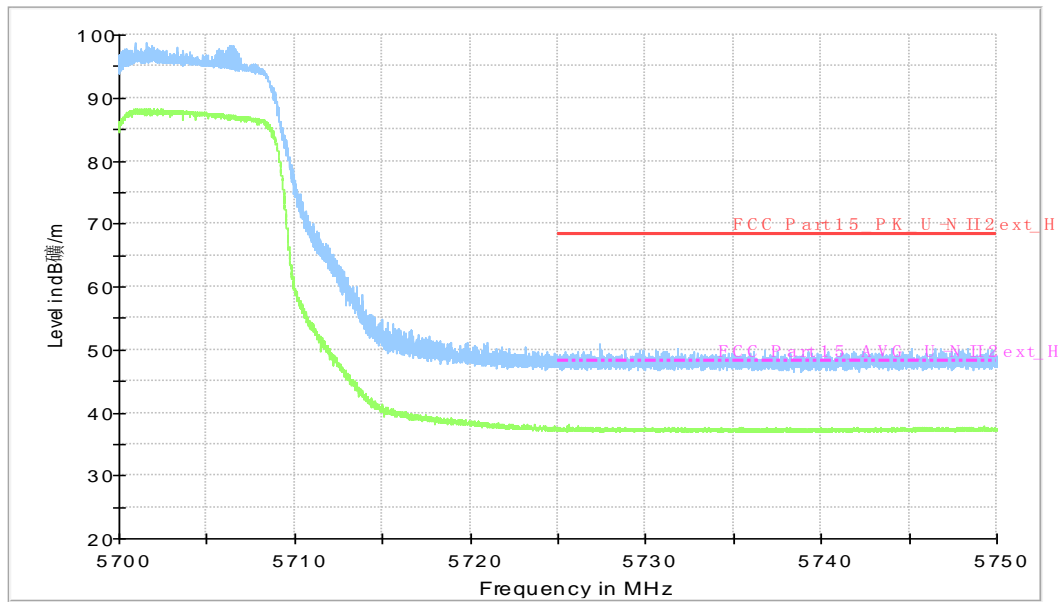


Fig.10 Band Edges (EUT4, 802.11n-HT20, 5700MHz)

Full Spectrum

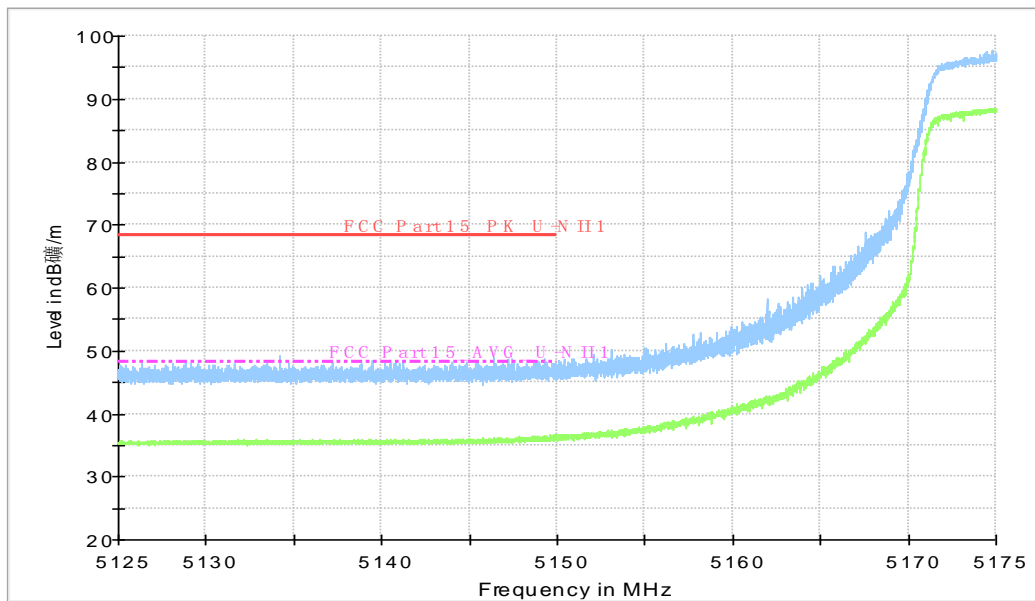


Fig.11 Band Edges (EUT4, 802.11ac-HT20, 5180MHz)

Full Spectrum

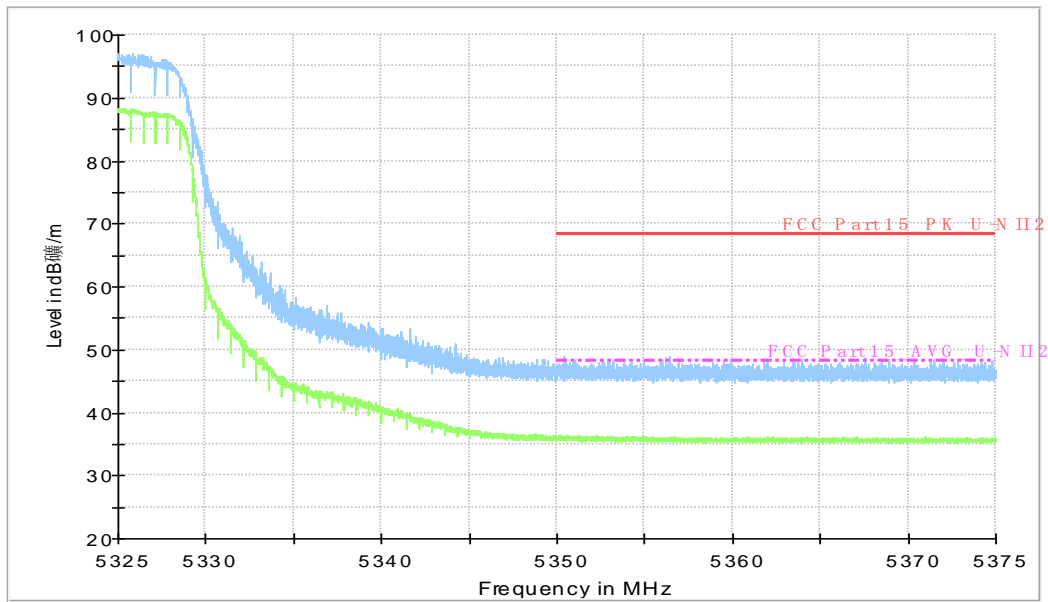


Fig.12 Band Edges (EUT4, 802.11ac-HT20, 5320MHz)

Full Spectrum

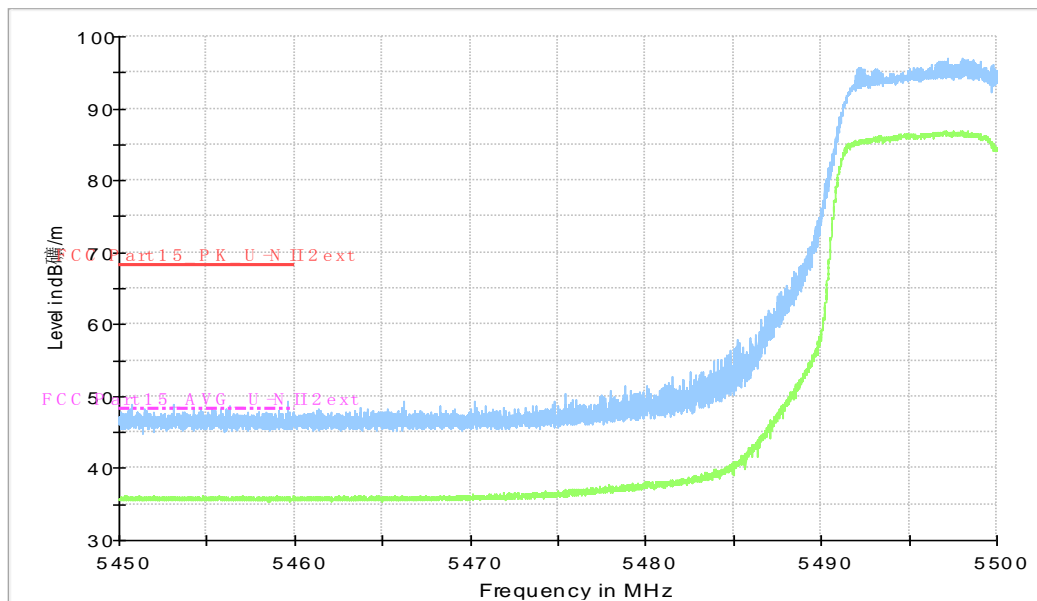


Fig.13 Band Edges (EUT4, 802.11ac-HT20, 5500MHz)

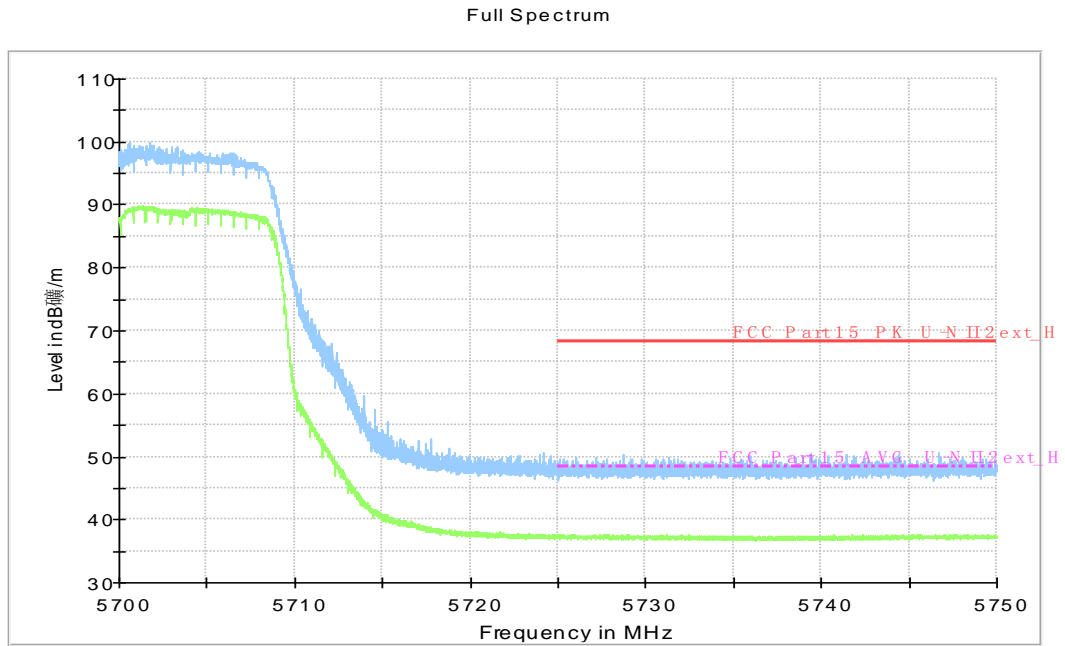


Fig.14 Band Edges (EUT4, 802.11ac-HT20, 5700MHz)

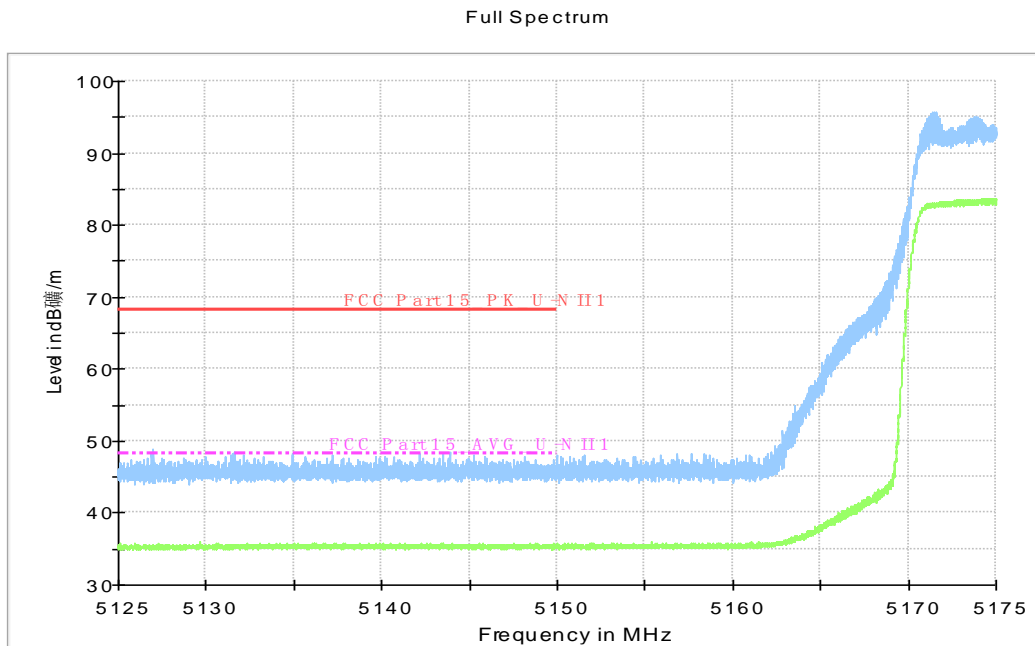


Fig.15 Band Edges (EUT43, 802.11ax-HT20, 5180MHz)

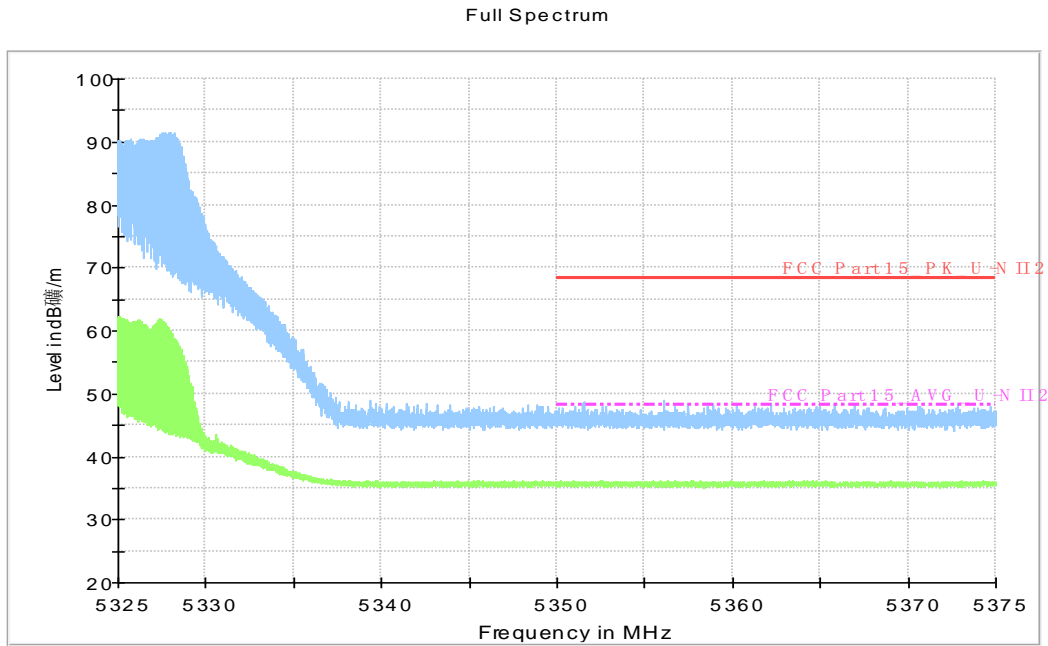


Fig.16 Band Edges (EUT43, 802.11ax-HT20, 5320MHz)

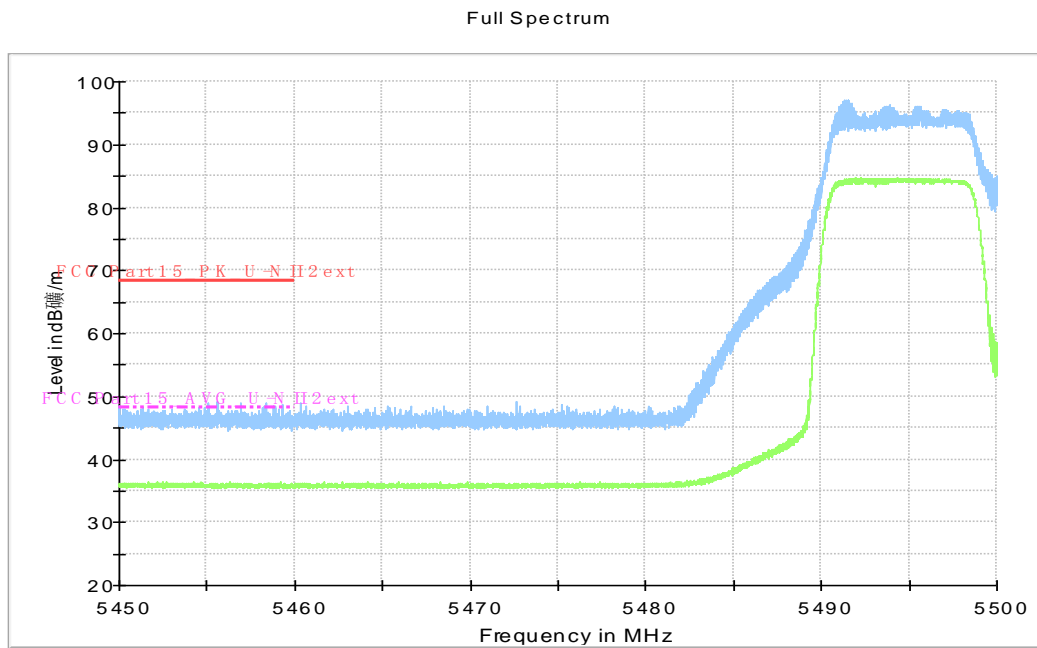


Fig.17 Band Edges (EUT43, 802.11ax-HT20, 5500MHz)

Full Spectrum

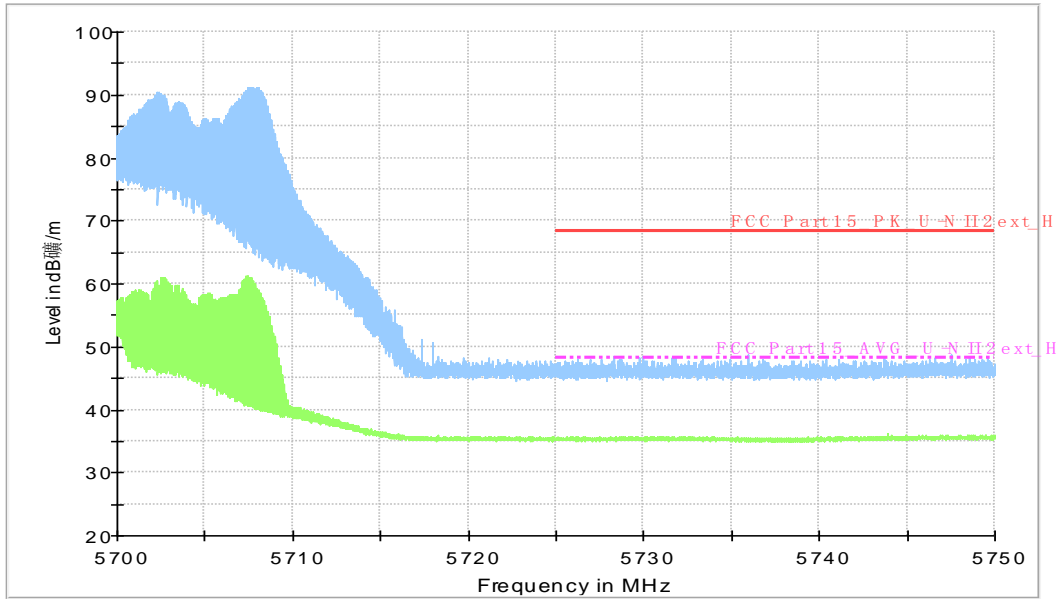


Fig.18 Band Edges (EUT43, 802.11ax-HT20, 5700MHz)

Full Spectrum

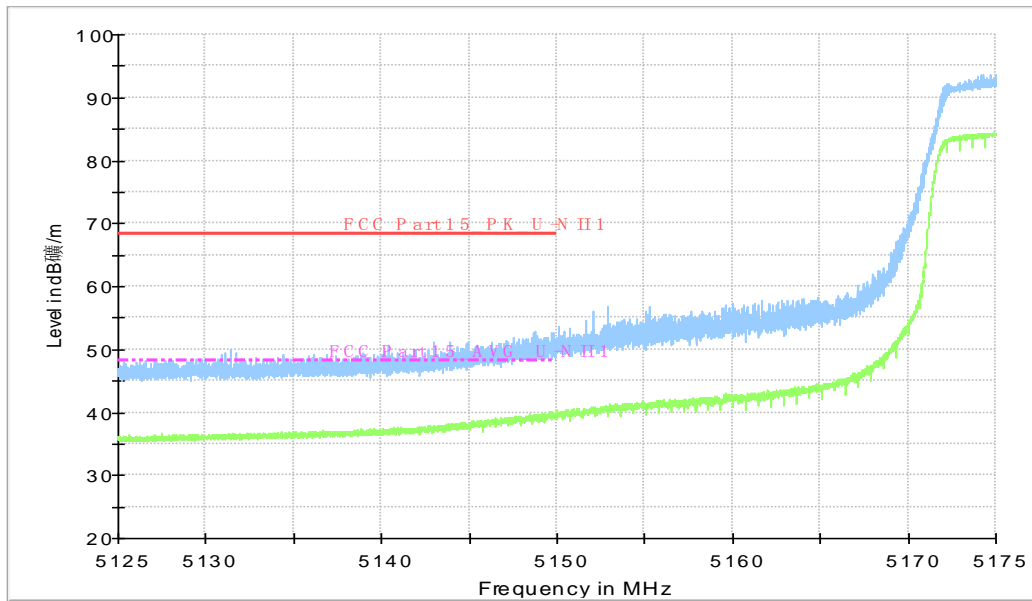


Fig.19 Band Edges (EUT4, 802.11n-HT40, 5190MHz)

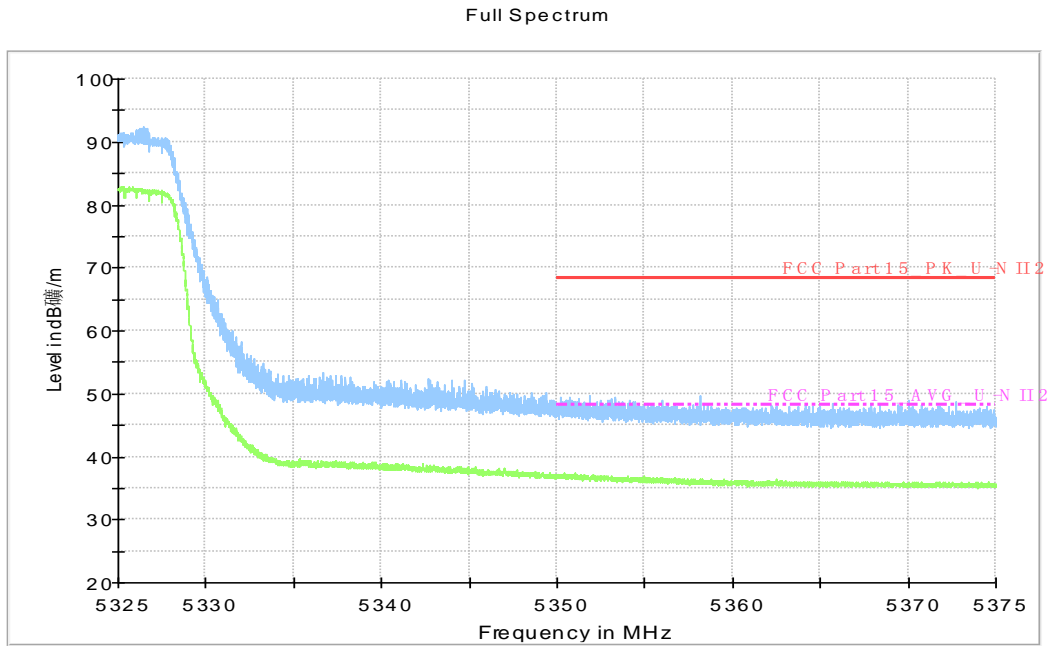


Fig.20 Band Edges (EUT4, 802.11n-HT40, 5310MHz)

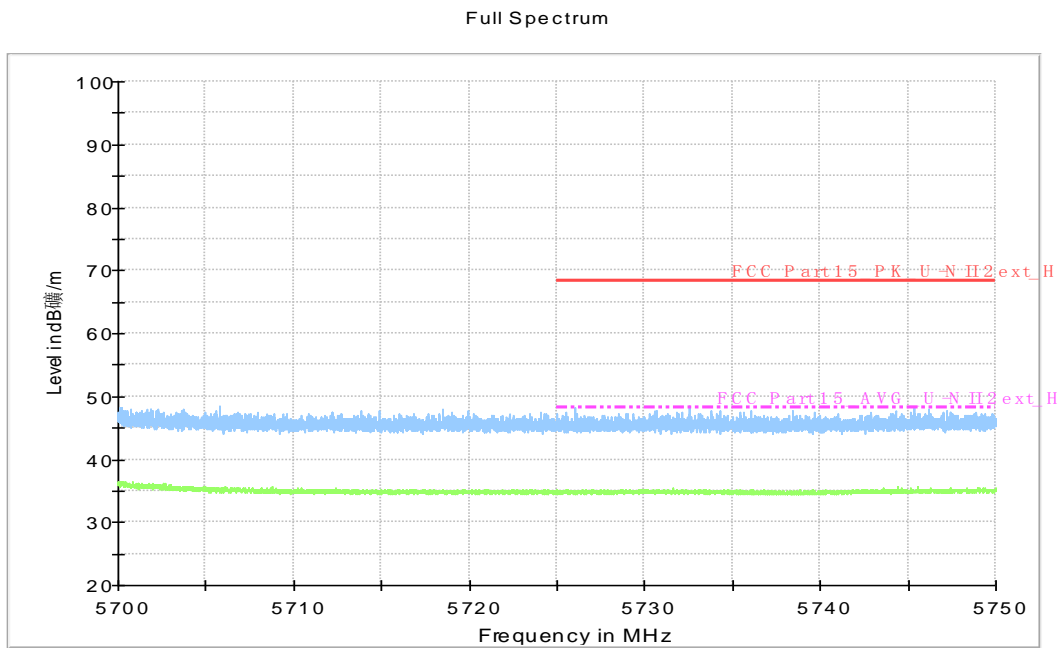


Fig.21 Band Edges (EUT4, 802.11n-HT40, 5510MHz)

Full Spectrum

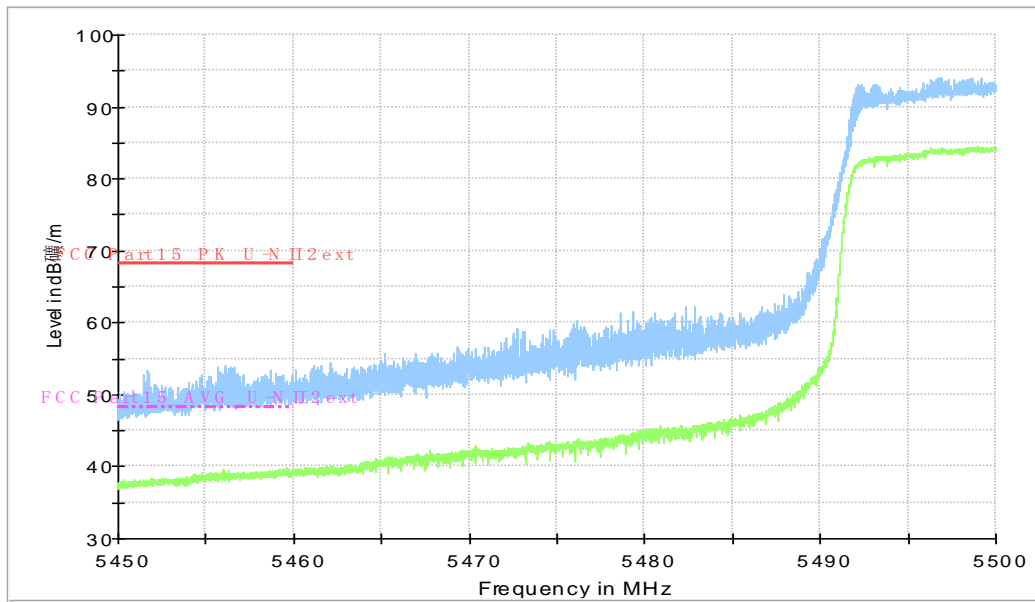


Fig.22 Band Edges (EUT4, 802.11n-HT40, 5670MHz)

Full Spectrum

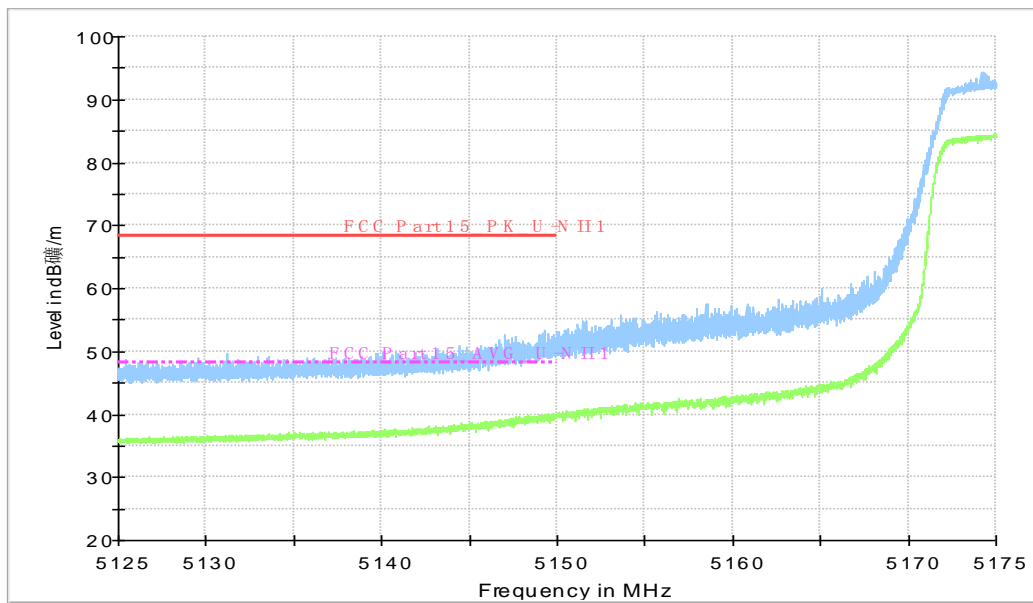


Fig.23 Band Edges (EUT4, 802.11ac-HT40, 5190MHz)

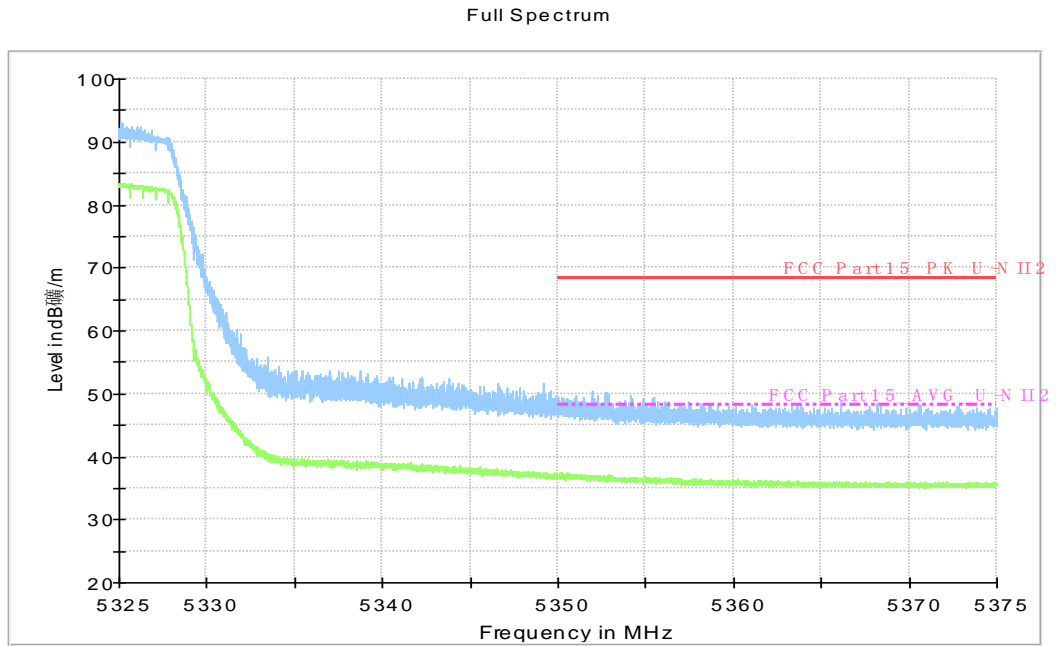


Fig.24 Band Edges (EUT4, 802.11ac-HT40, 5310MHz)

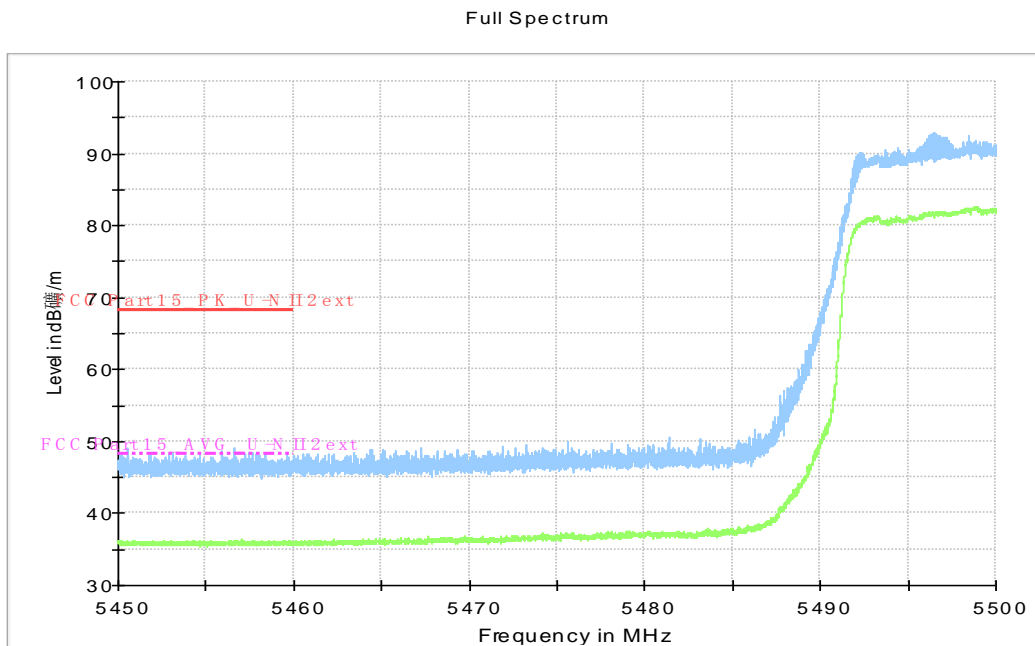


Fig.25 Band Edges (EUT4, 802.11ac-HT40, 5510MHz)

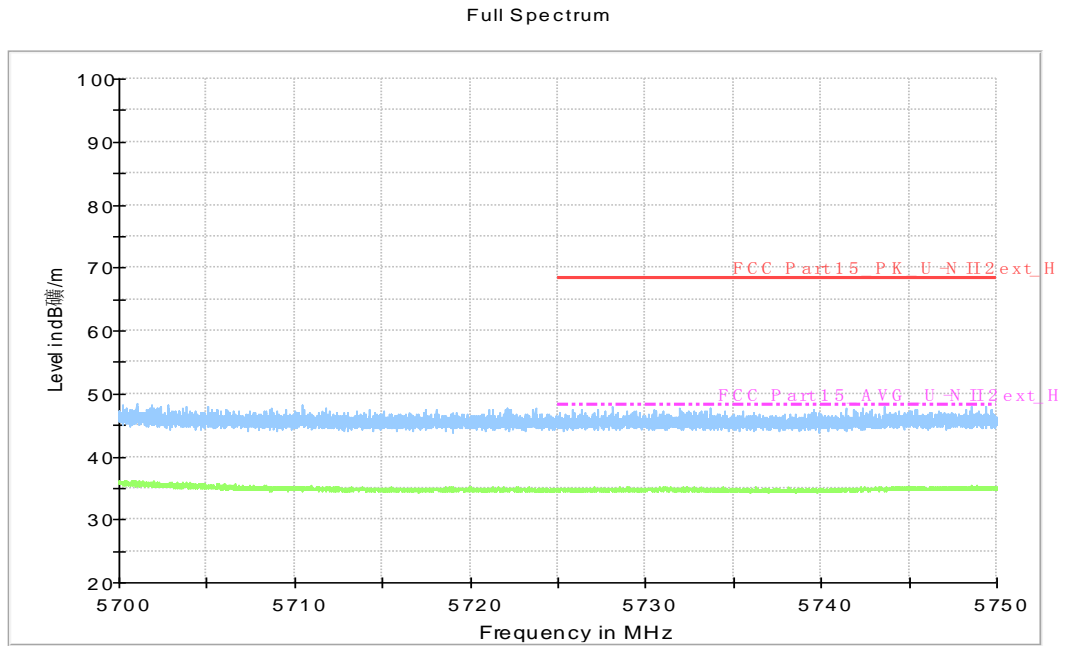


Fig.26 Band Edges (EUT4, 802.11ac-HT40, 5670MHz)

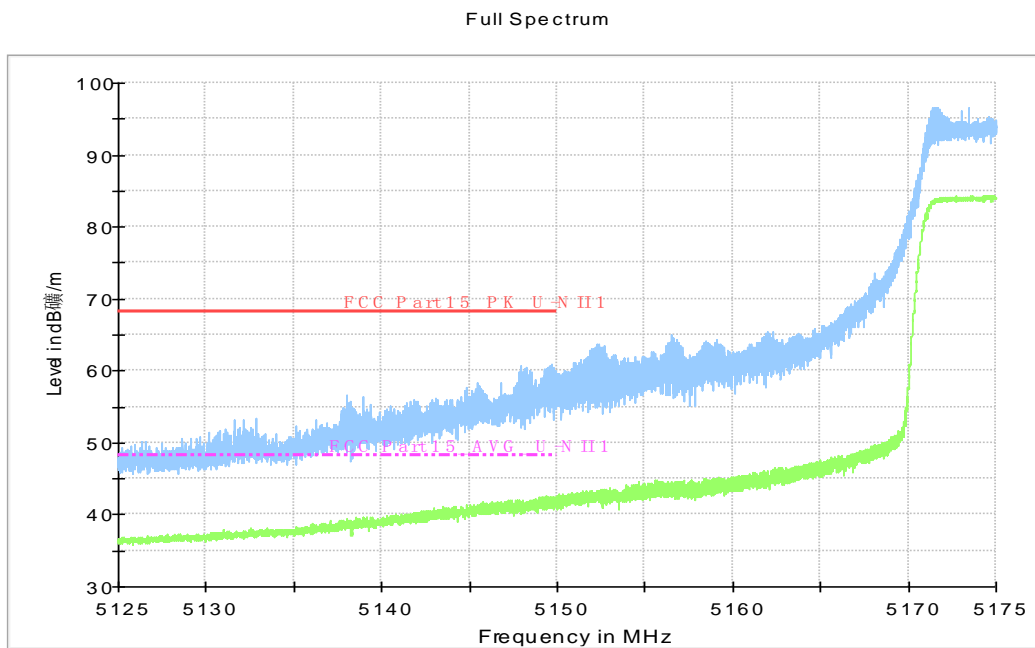


Fig.27 Band Edges (EUT43, 802.11ax-HT40, 5190MHz)

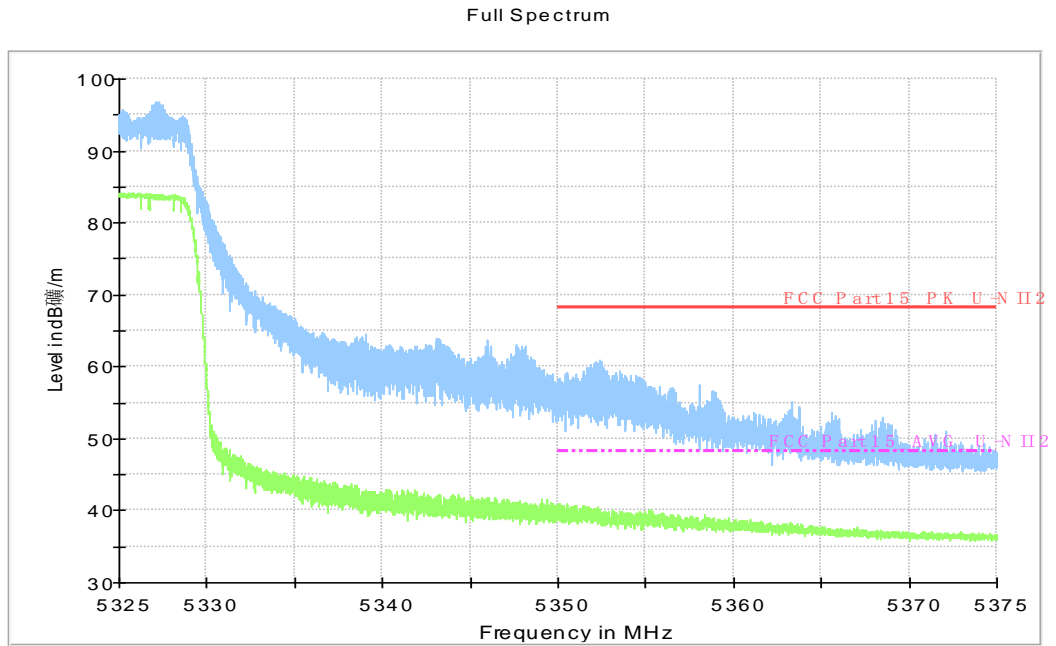


Fig.28 Band Edges (EUT43, 802.11ax-HT40, 5310MHz)

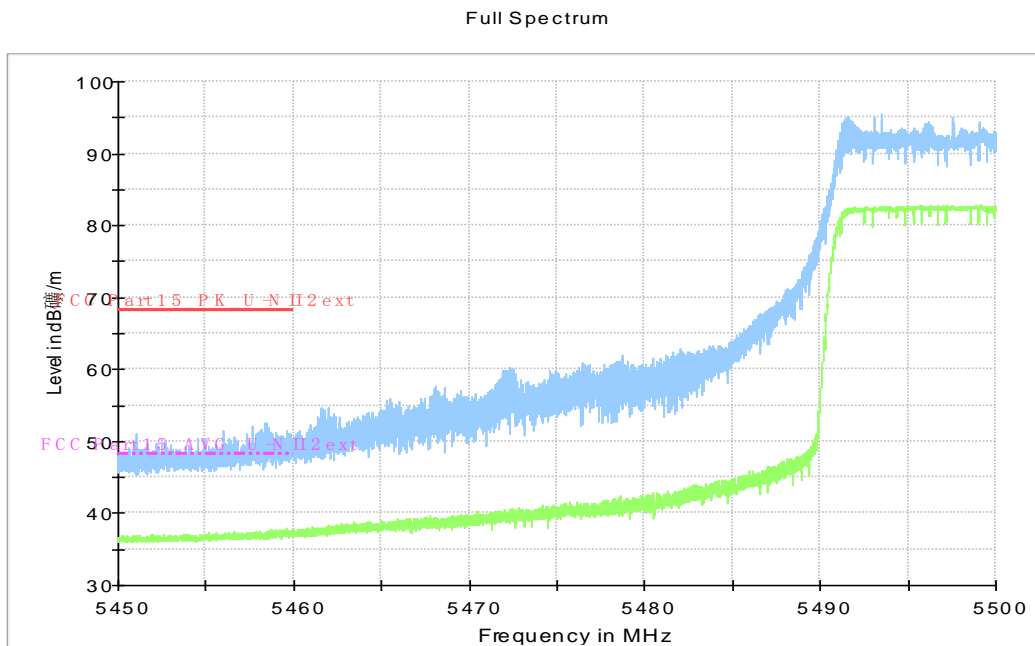


Fig.29 Band Edges (EUT43, 802.11ax-HT40, 5510MHz)

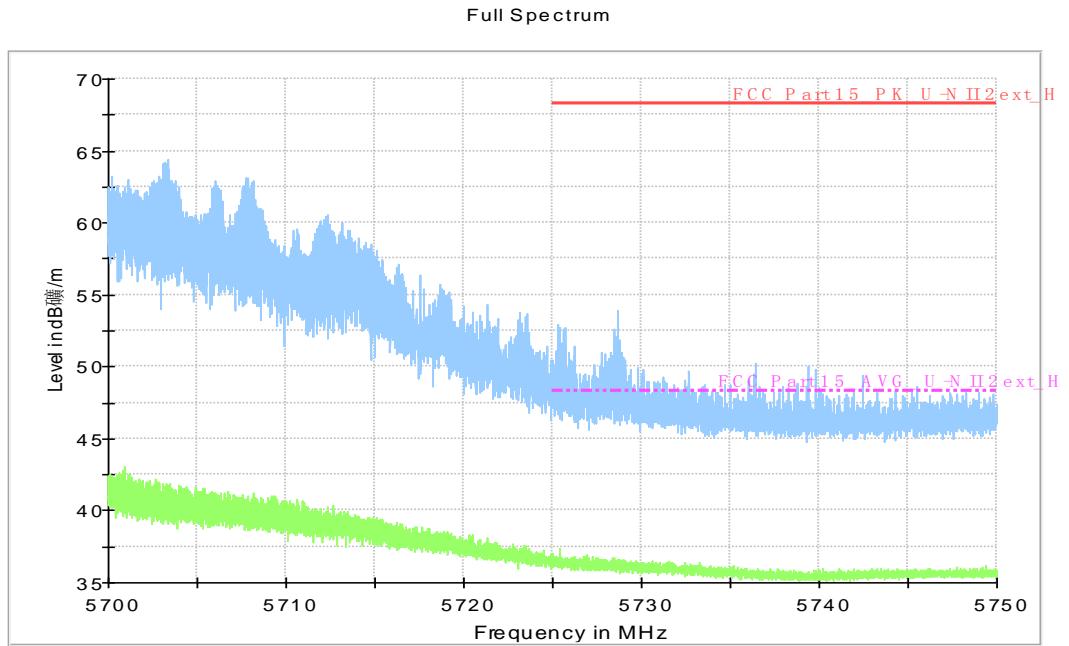


Fig.30 Band Edges (EUT43, 802.11ax-HT40, 5670MHz)

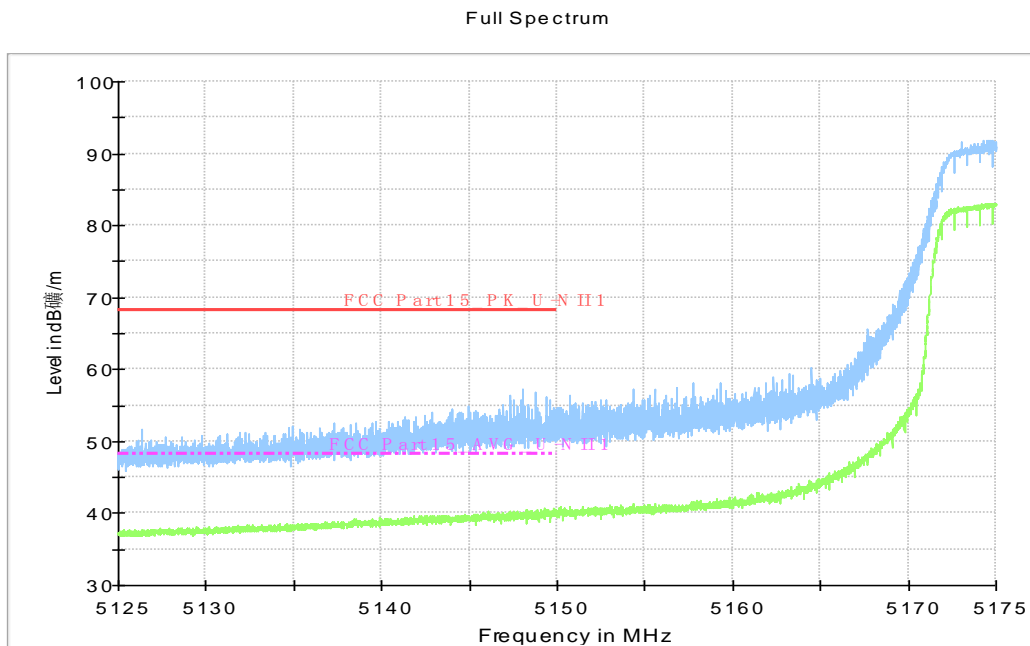


Fig.31 Band Edges (EUT4, 802.11ac-HT80, 5210MHz)

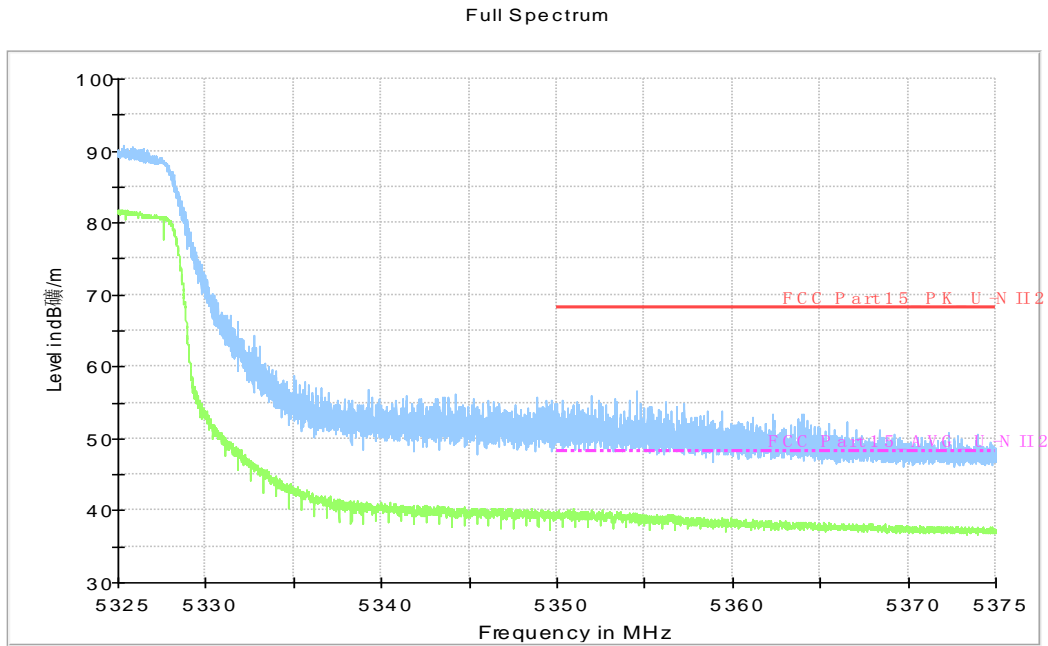


Fig.32 Band Edges (EUT4, 802.11ac-HT80, 5290MHz)

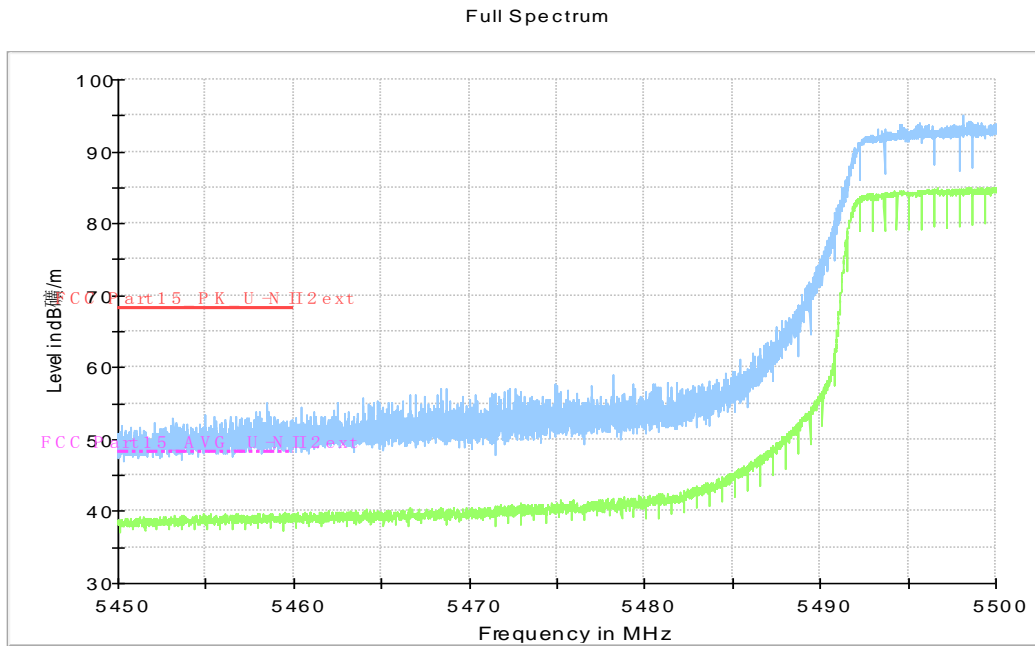


Fig.33 Band Edges (EUT4, 802.11ac-HT80, 5530MHz)

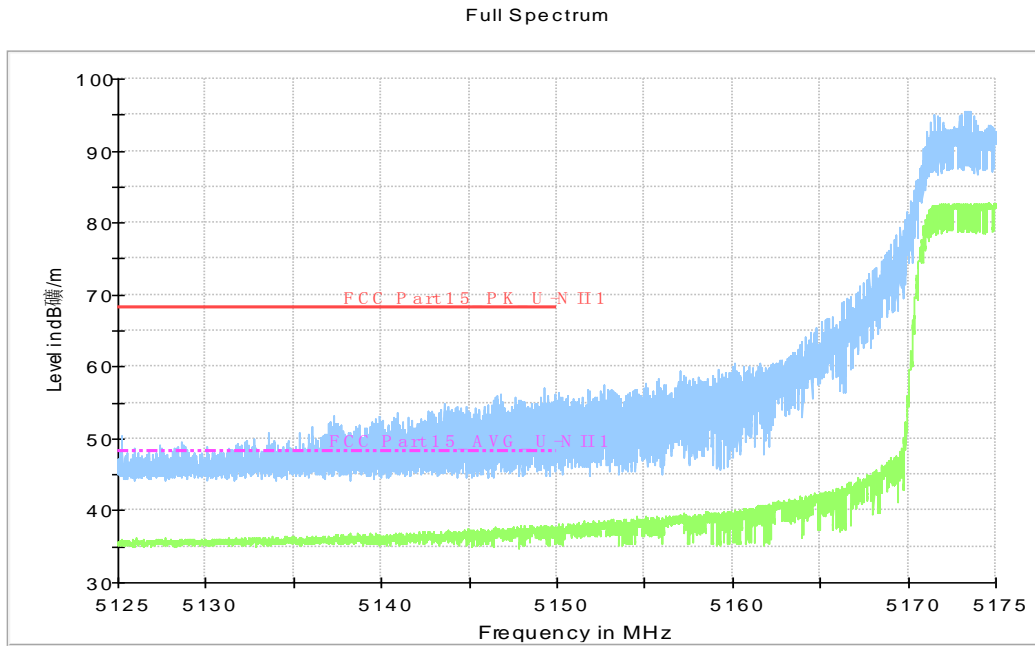


Fig.34 Band Edges (EUT43, 802.11ax-HT80, 5210MHz)

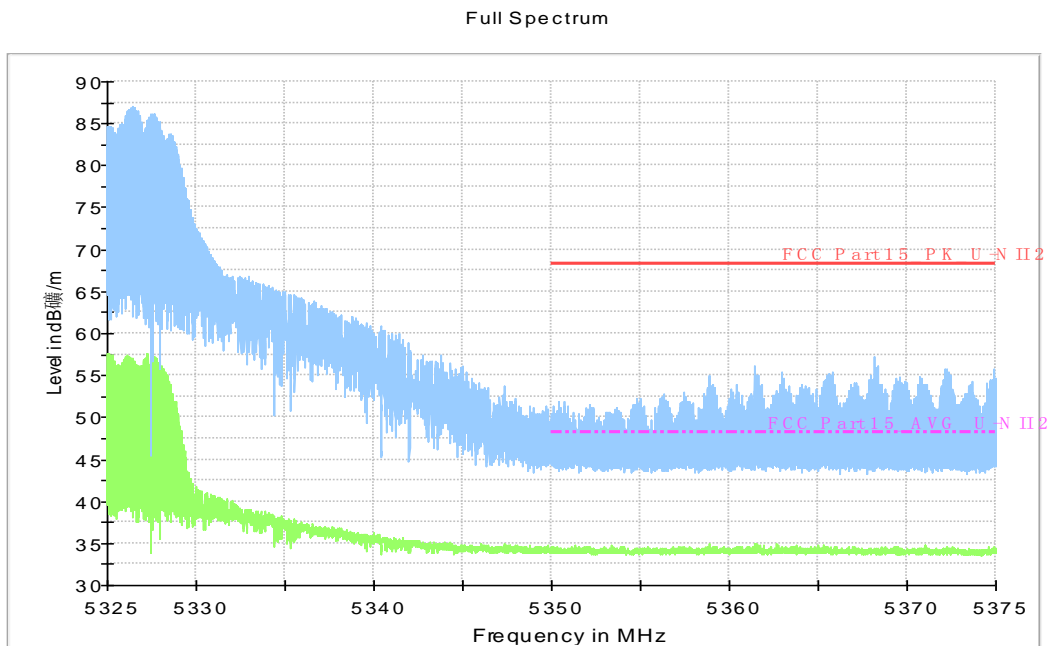
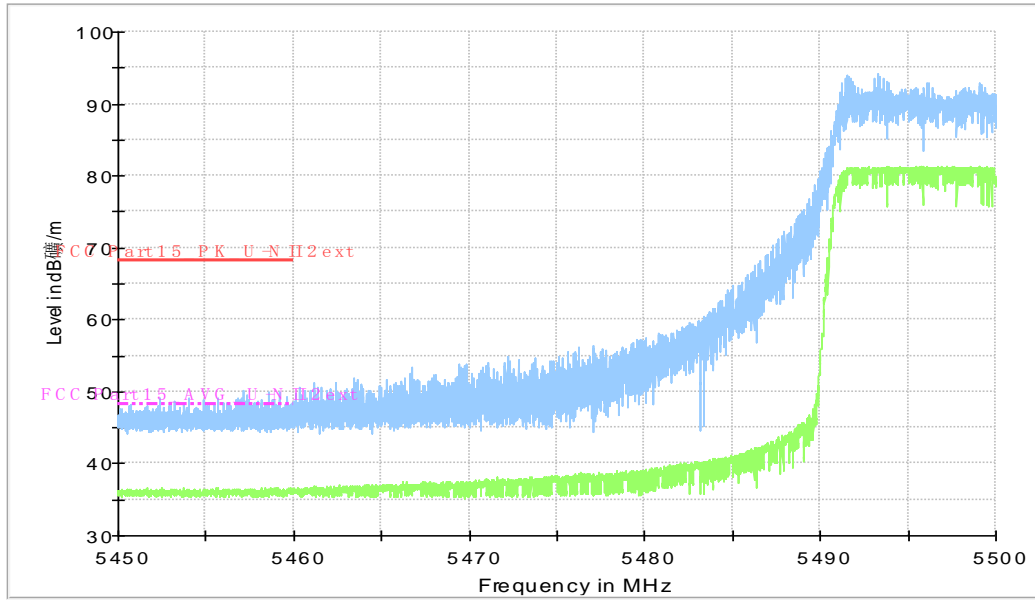


Fig.35 Band Edges (EUT43, 802.11ax-HT80, 5290MHz)

Full Spectrum

**Fig.36 Band Edges (EUT43, 802.11ax-HT80, 5530MHz)**

A.6. Transmitter Spurious Emission

Measurement Limit:

Standard	Limit
FCC 47 CFR Part 15.407	-27 dBm/MHz

The measurement is made according to KDB 789033

In addition, radiated emissions which fall in the restricted bands, as defined in § 15.205(a), must also comply with the radiated emission limits specified in § 15.209(a) (see § 15.205(c)).

Limit in restricted band:

Frequency of emission (MHz)	Field strength(dB μ V/m)	Measurement distance(m)
30-88	40.0	3
88-216	43.5	3
216-960	46.0	3
Above 960	54.0	3

Note: for frequency range below 960MHz, the limit in 15.209 is defined in 10m test distance. The limit used above is calculated from 10m to 3m

Measurement uncertainty:

Expanded measurement uncertainty for this test item is U =3.9dB, k=2.

Measurement Results:

Conclusion: PASS

Note:

P_{Mea} is the field strength recorded from the instrument.

The measurement results are obtained as described below:

Result= P_{Mea} + Cable Loss + Antenna Factor

Where:

P_{Mea} field strength recorded from the instrument

Average
82.11a EUT4

Channel 36

Frequency (MHz)	Meas. Result (dBμV/m)	Cable loss (dB)	Antenna Factor (dB/m)	Receiver Reading (dBμV)	Limit (dBμV/m)	Margin (dB)	Antenna Pol. (H/V)
17970.300	35.10	-25.50	43.40	17.20	V	48.30	13.20
17985.700	35.10	-25.50	43.40	17.20	V	48.30	13.20
17993.400	35.10	-25.50	43.40	17.20	H	48.30	13.20
17997.800	35.10	-25.50	43.40	17.20	V	48.30	13.20
17992.300	35.00	-25.50	43.40	17.10	H	48.30	13.30
5149.900	36.10	-17.00	33.40	19.70	H	48.30	12.20

Channel 40

Frequency (MHz)	Meas. Result (dBμV/m)	Cable loss (dB)	Antenna Factor (dB/m)	Receiver Reading (dBμV)	Limit (dBμV/m)	Margin (dB)	Antenna Pol. (H/V)
17980.200	35.30	-25.50	43.40	17.40	V	48.30	13.00
17996.700	35.30	-25.50	43.40	17.40	V	48.30	13.00
17969.200	35.20	-25.50	43.40	17.30	H	48.30	13.10
17954.900	35.10	-25.50	43.40	17.20	H	48.30	13.20
17972.500	35.10	-25.50	43.40	17.20	V	48.30	13.20
17986.800	35.10	-25.50	43.40	17.20	H	48.30	13.20

Channel 48

Frequency (MHz)	Meas. Result (dBμV/m)	Cable loss (dB)	Antenna Factor (dB/m)	Receiver Reading (dBμV)	Limit (dBμV/m)	Margin (dB)	Antenna Pol. (H/V)
17957.100	35.20	-25.50	43.40	17.30	H	48.30	13.10
17981.300	35.20	-25.50	43.40	17.30	V	48.30	13.10
17970.300	35.10	-25.50	43.40	17.20	H	48.30	13.20
17972.500	35.10	-25.50	43.40	17.20	V	48.30	13.20
17943.900	35.00	-25.50	43.40	17.10	H	48.30	13.30
17968.100	35.00	-25.50	43.40	17.10	V	48.30	13.30

Channel 52

Frequency (MHz)	Meas. Result (dB μ V/m)	Cable loss (dB)	Antenna Factor (dB/m)	Receiver Reading (dB μ V)	Limit (dB μ V/m)	Margin (dB)	Antenna Pol. (H/V)
17973.600	35.40	-25.50	43.40	17.50	H	48.30	12.90
17979.100	35.40	-25.50	43.40	17.50	V	48.30	12.90
17986.800	35.40	-25.50	43.40	17.50	V	48.30	12.90
17967.000	35.30	-25.50	43.40	17.40	V	48.30	13.00
17995.600	35.30	-25.50	43.40	17.40	V	48.30	13.00
17962.600	35.20	-25.50	43.40	17.30	V	48.30	13.10

Channel 56

Frequency (MHz)	Meas. Result (dB μ V/m)	Cable loss (dB)	Antenna Factor (dB/m)	Receiver Reading (dB μ V)	Limit (dB μ V/m)	Margin (dB)	Antenna Pol. (H/V)
17981.300	35.60	-25.50	43.40	17.70	H	48.30	12.70
17984.600	35.40	-25.50	43.40	17.50	H	48.30	12.90
17978.000	35.30	-25.50	43.40	17.40	V	48.30	13.00
17995.600	35.30	-25.50	43.40	17.40	V	48.30	13.00
17972.500	35.20	-25.50	43.40	17.30	V	48.30	13.10
17964.800	35.10	-25.50	43.40	17.20	H	48.30	13.20

Channel 64

Frequency (MHz)	Meas. Result (dB μ V/m)	Cable loss (dB)	Antenna Factor (dB/m)	Receiver Reading (dB μ V)	Limit (dB μ V/m)	Margin (dB)	Antenna Pol. (H/V)
17970.300	35.40	-25.50	43.40	17.50	V	48.30	12.90
17954.900	35.30	-25.50	43.40	17.40	H	48.30	13.00
17996.700	35.30	-25.50	43.40	17.40	V	48.30	13.00
17990.100	35.20	-25.50	43.40	17.30	H	48.30	13.10
17967.000	35.10	-25.50	43.40	17.20	H	48.30	13.20
5350.100	36.40	-16.90	33.40	19.90	H	48.30	11.90

Channel 100

Frequency (MHz)	Meas. Result (dB μ V/m)	Cable loss (dB)	Antenna Factor (dB/m)	Receiver Reading (dB μ V)	Limit (dB μ V/m)	Margin (dB)	Antenna Pol. (H/V)
17991.200	35.40	-25.50	43.40	17.50	H	48.30	12.90
17959.300	35.30	-25.50	43.40	17.40	H	48.30	13.00
17961.500	35.30	-25.50	43.40	17.40	H	48.30	13.00
17963.700	35.30	-25.50	43.40	17.40	V	48.30	13.00
17984.600	35.30	-25.50	43.40	17.40	H	48.30	13.00
5454.900	43.20	-16.80	33.40	26.60	H	48.30	5.10

Channel 120

Frequency (MHz)	Meas. Result (dB μ V/m)	Cable loss (dB)	Antenna Factor (dB/m)	Receiver Reading (dB μ V)	Limit (dB μ V/m)	Margin (dB)	Antenna Pol. (H/V)
17981.300	35.30	-25.50	43.40	17.40	V	48.30	13.00
17940.600	35.20	-25.50	43.40	17.30	H	48.30	13.10
17969.200	35.20	-25.50	43.40	17.30	H	48.30	13.10
17973.600	35.20	-25.50	43.40	17.30	H	48.30	13.10
17974.700	35.20	-25.50	43.40	17.30	H	48.30	13.10
17979.100	35.20	-25.50	43.40	17.30	H	48.30	13.10

Channel 140

Frequency (MHz)	Meas. Result (dB μ V/m)	Cable loss (dB)	Antenna Factor (dB/m)	Receiver Reading (dB μ V)	Limit (dB μ V/m)	Margin (dB)	Antenna Pol. (H/V)
17968.100	35.30	-25.50	43.40	17.40	H	48.30	13.00
17975.800	35.30	-25.50	43.40	17.40	V	48.30	13.00
17978.000	35.30	-25.50	43.40	17.40	V	48.30	13.00
17992.300	35.30	-25.50	43.40	17.40	H	48.30	13.00
17930.700	35.20	-25.50	43.40	17.30	H	48.30	13.10
5725.900	41.20	-16.30	34.20	23.30	H	48.30	7.10

802.11n-HT20 EUT4

Channel 36

Frequency (MHz)	Meas. Result (dBμV/m)	Cable loss (dB)	Antenna Factor (dB/m)	Receiver Reading (dBμV)	Limit (dBμV/m)	Margin (dB)	Antenna Pol. (H/V)
17975.800	35.40	-25.50	43.40	17.50	V	48.30	12.90
17995.600	35.40	-25.50	43.40	17.50	H	48.30	12.90
17978.000	35.20	-25.50	43.40	17.30	H	48.30	13.10
17991.200	35.20	-25.50	43.40	17.30	H	48.30	13.10
17994.500	35.20	-25.50	43.40	17.30	H	48.30	13.10
5149.300	36.50	-17.00	33.40	20.10	H	48.30	11.80

Channel 40

Frequency (MHz)	Meas. Result (dBμV/m)	Cable loss (dB)	Antenna Factor (dB/m)	Receiver Reading (dBμV)	Limit (dBμV/m)	Margin (dB)	Antenna Pol. (H/V)
17995.600	35.20	-25.50	43.40	17.30	H	48.30	13.10
17946.100	35.10	-25.50	43.40	17.20	H	48.30	13.20
17958.200	35.10	-25.50	43.40	17.20	H	48.30	13.20
17967.000	35.10	-25.50	43.40	17.20	V	48.30	13.20
17976.900	35.10	-25.50	43.40	17.20	V	48.30	13.20
17992.300	35.10	-25.50	43.40	17.20	H	48.30	13.20

Channel 48

Frequency (MHz)	Meas. Result (dBμV/m)	Cable loss (dB)	Antenna Factor (dB/m)	Receiver Reading (dBμV)	Limit (dBμV/m)	Margin (dB)	Antenna Pol. (H/V)
17974.700	35.20	-25.50	43.40	17.30	H	48.30	13.10
17981.300	35.20	-25.50	43.40	17.30	H	48.30	13.10
17984.600	35.10	-25.50	43.40	17.20	V	48.30	13.20
17985.700	35.10	-25.50	43.40	17.20	H	48.30	13.20
17992.300	35.10	-25.50	43.40	17.20	H	48.30	13.20
17993.400	35.10	-25.50	43.40	17.20	H	48.30	13.20

Channel 52

Frequency (MHz)	Meas. Result (dB μ V/m)	Cable loss (dB)	Antenna Factor (dB/m)	Receiver Reading (dB μ V)	Limit (dB μ V/m)	Margin (dB)	Antenna Pol. (H/V)
17974.700	35.40	-25.50	43.40	17.50	V	48.30	12.90
17965.900	35.30	-25.50	43.40	17.40	V	48.30	13.00
17975.800	35.30	-25.50	43.40	17.40	H	48.30	13.00
17976.900	35.30	-25.50	43.40	17.40	H	48.30	13.00
17982.400	35.30	-25.50	43.40	17.40	V	48.30	13.00
17989.000	35.30	-25.50	43.40	17.40	V	48.30	13.00

Channel 56

Frequency (MHz)	Meas. Result (dB μ V/m)	Cable loss (dB)	Antenna Factor (dB/m)	Receiver Reading (dB μ V)	Limit (dB μ V/m)	Margin (dB)	Antenna Pol. (H/V)
17970.300	35.40	-25.50	43.40	17.50	H	48.30	12.90
17984.600	35.30	-25.50	43.40	17.40	H	48.30	13.00
17962.600	35.20	-25.50	43.40	17.30	H	48.30	13.10
17980.200	35.20	-25.50	43.40	17.30	V	48.30	13.10
17990.100	35.20	-25.50	43.40	17.30	H	48.30	13.10
17994.500	35.20	-25.50	43.40	17.30	V	48.30	13.10

Channel 64

Frequency (MHz)	Meas. Result (dB μ V/m)	Cable loss (dB)	Antenna Factor (dB/m)	Receiver Reading (dB μ V)	Limit (dB μ V/m)	Margin (dB)	Antenna Pol. (H/V)
17976.900	35.50	-25.50	43.40	17.60	H	48.30	12.80
17982.400	35.50	-25.50	43.40	17.60	H	48.30	12.80
17975.800	35.30	-25.50	43.40	17.40	V	48.30	13.00
17996.700	35.30	-25.50	43.40	17.40	V	48.30	13.00
17960.400	35.20	-25.50	43.40	17.30	H	48.30	13.10
5350.700	36.10	-16.90	33.40	19.60	H	48.30	12.20

Channel 100

Frequency (MHz)	Meas. Result (dB μ V/m)	Cable loss (dB)	Antenna Factor (dB/m)	Receiver Reading (dB μ V)	Limit (dB μ V/m)	Margin (dB)	Antenna Pol. (H/V)
17970.300	35.60	-25.50	43.40	17.70	H	48.30	12.70
17952.700	35.40	-25.50	43.40	17.50	V	48.30	12.90
17969.200	35.40	-25.50	43.40	17.50	V	48.30	12.90
17972.500	35.40	-25.50	43.40	17.50	H	48.30	12.90
17954.900	35.30	-25.50	43.40	17.40	H	48.30	13.00
5450.300	36.20	-16.80	33.40	19.60	H	48.30	12.10

Channel 120

Frequency (MHz)	Meas. Result (dB μ V/m)	Cable loss (dB)	Antenna Factor (dB/m)	Receiver Reading (dB μ V)	Limit (dB μ V/m)	Margin (dB)	Antenna Pol. (H/V)
17996.700	35.40	-25.50	43.40	17.50	H	48.30	12.90
17954.900	35.30	-25.50	43.40	17.40	V	48.30	13.00
17965.900	35.20	-25.50	43.40	17.30	H	48.30	13.10
17970.300	35.20	-25.50	43.40	17.30	V	48.30	13.10
17975.800	35.20	-25.50	43.40	17.30	V	48.30	13.10
17979.100	35.20	-25.50	43.40	17.30	H	48.30	13.10

Channel 140

Frequency (MHz)	Meas. Result (dB μ V/m)	Cable loss (dB)	Antenna Factor (dB/m)	Receiver Reading (dB μ V)	Limit (dB μ V/m)	Margin (dB)	Antenna Pol. (H/V)
17995.600	35.60	-25.50	43.40	17.70	H	48.30	12.70
17974.700	35.40	-25.50	43.40	17.50	H	48.30	12.90
17975.800	35.40	-25.50	43.40	17.50	H	48.30	12.90
17986.800	35.40	-25.50	43.40	17.50	H	48.30	12.90
17964.800	35.30	-25.50	43.40	17.40	V	48.30	13.00
5726.600	37.70	-16.30	34.20	19.80	H	48.30	10.60

802.11n-HT40 EUT4

Channel 38

Frequency (MHz)	Meas. Result (dBμV/m)	Cable loss (dB)	Antenna Factor (dB/m)	Receiver Reading (dBμV)	Limit (dBμV/m)	Margin (dB)	Antenna Pol. (H/V)
17997.800	35.50	-25.50	43.40	17.60	H	48.30	12.80
17961.500	35.30	-25.50	43.40	17.40	V	48.30	13.00
17964.800	35.30	-25.50	43.40	17.40	H	48.30	13.00
17973.600	35.30	-25.50	43.40	17.40	H	48.30	13.00
17984.600	35.30	-25.50	43.40	17.40	V	48.30	13.00
5149.700	40.10	-17.00	33.40	23.70	H	48.30	8.20

Channel 46

Frequency (MHz)	Meas. Result (dBμV/m)	Cable loss (dB)	Antenna Factor (dB/m)	Receiver Reading (dBμV)	Limit (dBμV/m)	Margin (dB)	Antenna Pol. (H/V)
17982.400	35.40	-25.50	43.40	17.50	H	48.30	12.90
17991.200	35.40	-25.50	43.40	17.50	H	48.30	12.90
17990.100	35.30	-25.50	43.40	17.40	H	48.30	13.00
17963.700	35.20	-25.50	43.40	17.30	H	48.30	13.10
17968.100	35.20	-25.50	43.40	17.30	H	48.30	13.10
17969.200	35.20	-25.50	43.40	17.30	H	48.30	13.10

Channel 54

Frequency (MHz)	Meas. Result (dBμV/m)	Cable loss (dB)	Antenna Factor (dB/m)	Receiver Reading (dBμV)	Limit (dBμV/m)	Margin (dB)	Antenna Pol. (H/V)
17952.700	35.30	-25.50	43.40	17.40	V	48.30	13.00
17992.300	35.30	-25.50	43.40	17.40	H	48.30	13.00
17960.400	35.20	-25.50	43.40	17.30	V	48.30	13.10
17978.000	35.20	-25.50	43.40	17.30	V	48.30	13.10
17954.900	35.10	-25.50	43.40	17.20	V	48.30	13.20
17969.200	35.10	-25.50	43.40	17.20	V	48.30	13.20

Channel 62

Frequency (MHz)	Meas. Result (dB μ V/m)	Cable loss (dB)	Antenna Factor (dB/m)	Receiver Reading (dB μ V)	Limit (dB μ V/m)	Margin (dB)	Antenna Pol. (H/V)
17960.400	35.40	-25.50	43.40	17.50	V	48.30	12.90
17957.100	35.20	-25.50	43.40	17.30	H	48.30	13.10
17959.300	35.20	-25.50	43.40	17.30	H	48.30	13.10
17969.200	35.20	-25.50	43.40	17.30	V	48.30	13.10
17987.900	35.20	-25.50	43.40	17.30	V	48.30	13.10
5350.400	37.30	-16.90	33.40	20.80	H	48.30	11.00

Channel 102

Frequency (MHz)	Meas. Result (dB μ V/m)	Cable loss (dB)	Antenna Factor (dB/m)	Receiver Reading (dB μ V)	Limit (dB μ V/m)	Margin (dB)	Antenna Pol. (H/V)
17973.600	35.50	-25.50	43.40	17.60	H	48.30	12.80
17995.600	35.30	-25.50	43.40	17.40	V	48.30	13.00
17948.300	35.20	-25.50	43.40	17.30	H	48.30	13.10
17957.100	35.20	-25.50	43.40	17.30	H	48.30	13.10
17967.000	35.20	-25.50	43.40	17.30	H	48.30	13.10
5459.200	39.80	-16.80	33.40	23.20	H	48.30	8.50

Channel 118

Frequency (MHz)	Meas. Result (dB μ V/m)	Cable loss (dB)	Antenna Factor (dB/m)	Receiver Reading (dB μ V)	Limit (dB μ V/m)	Margin (dB)	Antenna Pol. (H/V)
17968.100	35.30	-25.50	43.40	17.40	H	48.30	13.00
17978.000	35.30	-25.50	43.40	17.40	H	48.30	13.00
17993.400	35.30	-25.50	43.40	17.40	H	48.30	13.00
17954.900	35.20	-25.50	43.40	17.30	V	48.30	13.10
17957.100	35.20	-25.50	43.40	17.30	H	48.30	13.10
17958.200	35.20	-25.50	43.40	17.30	H	48.30	13.10

Channel 134

Frequency (MHz)	Meas. Result (dB μ V/m)	Cable loss (dB)	Antenna Factor (dB/m)	Receiver Reading (dB μ V)	Limit (dB μ V/m)	Margin (dB)	Antenna Pol. (H/V)
17962.600	35.30	-25.50	43.40	17.40	H	48.30	13.00
17995.600	35.30	-25.50	43.40	17.40	V	48.30	13.00
17974.700	35.20	-25.50	43.40	17.30	H	48.30	13.10
17986.800	35.20	-25.50	43.40	17.30	V	48.30	13.10
17938.400	35.10	-25.50	43.40	17.20	V	48.30	13.20
5744.600	35.40	-16.30	34.20	17.50	H	48.30	12.90

802.11ac-HT20 EUT4

Channel 36

Frequency (MHz)	Meas. Result (dB μ V/m)	Cable loss (dB)	Antenna Factor (dB/m)	Receiver Reading (dB μ V)	Limit (dB μ V/m)	Margin (dB)	Antenna Pol. (H/V)
17973.600	35.30	-25.50	43.40	17.40	H	48.30	13.00
17991.200	35.30	-25.50	43.40	17.40	V	48.30	13.00
17996.700	35.30	-25.50	43.40	17.40	H	48.30	13.00
17942.800	35.20	-25.50	43.40	17.30	H	48.30	13.10
17990.100	35.20	-25.50	43.40	17.30	H	48.30	13.10
5149.600	36.70	-17.00	33.40	20.30	H	48.30	11.60

Channel 40

Frequency (MHz)	Meas. Result (dB μ V/m)	Cable loss (dB)	Antenna Factor (dB/m)	Receiver Reading (dB μ V)	Limit (dB μ V/m)	Margin (dB)	Antenna Pol. (H/V)
17962.600	35.40	-25.50	43.40	17.50	V	48.30	12.90
17970.300	35.40	-25.50	43.40	17.50	H	48.30	12.90
17975.800	35.40	-25.50	43.40	17.50	H	48.30	12.90
17997.800	35.40	-25.50	43.40	17.50	H	48.30	12.90
17958.200	35.20	-25.50	43.40	17.30	H	48.30	13.10
17968.100	35.20	-25.50	43.40	17.30	V	48.30	13.10

Channel 48

Frequency (MHz)	Meas. Result (dB μ V/m)	Cable loss (dB)	Antenna Factor (dB/m)	Receiver Reading (dB μ V)	Limit (dB μ V/m)	Margin (dB)	Antenna Pol. (H/V)
17963.700	35.70	-25.50	43.40	17.80	V	48.30	12.60
17974.700	35.40	-25.50	43.40	17.50	H	48.30	12.90
17947.200	35.30	-25.50	43.40	17.40	V	48.30	13.00
17987.900	35.30	-25.50	43.40	17.40	V	48.30	13.00
17970.300	35.20	-25.50	43.40	17.30	H	48.30	13.10
17980.200	35.20	-25.50	43.40	17.30	H	48.30	13.10

Channel 52

Frequency (MHz)	Meas. Result (dB μ V/m)	Cable loss (dB)	Antenna Factor (dB/m)	Receiver Reading (dB μ V)	Limit (dB μ V/m)	Margin (dB)	Antenna Pol. (H/V)
17973.600	35.30	-25.50	43.40	17.40	H	48.30	13.00
17931.800	35.20	-25.50	43.40	17.30	H	48.30	13.10
17970.300	35.20	-25.50	43.40	17.30	H	48.30	13.10
17984.600	35.20	-25.50	43.40	17.30	H	48.30	13.10
17953.800	35.10	-25.50	43.40	17.20	V	48.30	13.20
17957.100	35.10	-25.50	43.40	17.20	H	48.30	13.20

Channel 56

Frequency (MHz)	Meas. Result (dB μ V/m)	Cable loss (dB)	Antenna Factor (dB/m)	Receiver Reading (dB μ V)	Limit (dB μ V/m)	Margin (dB)	Antenna Pol. (H/V)
17990.100	35.60	-25.50	43.40	17.70	V	48.30	12.70
17985.700	35.30	-25.50	43.40	17.40	V	48.30	13.00
17989.000	35.30	-25.50	43.40	17.40	H	48.30	13.00
17970.300	35.20	-25.50	43.40	17.30	H	48.30	13.10
17980.200	35.20	-25.50	43.40	17.30	H	48.30	13.10
17987.900	35.20	-25.50	43.40	17.30	H	48.30	13.10

Channel 64

Frequency (MHz)	Meas. Result (dB μ V/m)	Cable loss (dB)	Antenna Factor (dB/m)	Receiver Reading (dB μ V)	Limit (dB μ V/m)	Margin (dB)	Antenna Pol. (H/V)
17973.600	35.30	-25.50	43.40	17.40	H	48.30	13.00
17976.900	35.30	-25.50	43.40	17.40	V	48.30	13.00
17992.300	35.20	-25.50	43.40	17.30	V	48.30	13.10
17994.500	35.20	-25.50	43.40	17.30	V	48.30	13.10
17950.500	35.10	-25.50	43.40	17.20	H	48.30	13.20
5350.200	36.40	-16.90	33.40	19.90	H	48.30	11.90

Channel 100

Frequency (MHz)	Meas. Result (dB μ V/m)	Cable loss (dB)	Antenna Factor (dB/m)	Receiver Reading (dB μ V)	Limit (dB μ V/m)	Margin (dB)	Antenna Pol. (H/V)
17970.300	35.30	-25.50	43.40	17.40	V	48.30	13.00
17975.800	35.30	-25.50	43.40	17.40	H	48.30	13.00
17985.700	35.30	-25.50	43.40	17.40	V	48.30	13.00
17960.400	35.20	-25.50	43.40	17.30	H	48.30	13.10
17973.600	35.20	-25.50	43.40	17.30	H	48.30	13.10
5454.700	36.30	-16.80	33.40	19.70	H	48.30	12.00

Channel 120

Frequency (MHz)	Meas. Result (dB μ V/m)	Cable loss (dB)	Antenna Factor (dB/m)	Receiver Reading (dB μ V)	Limit (dB μ V/m)	Margin (dB)	Antenna Pol. (H/V)
17981.300	35.30	-25.50	43.40	17.40	H	48.30	13.00
17972.500	35.20	-25.50	43.40	17.30	V	48.30	13.10
17975.800	35.20	-25.50	43.40	17.30	V	48.30	13.10
17991.200	35.20	-25.50	43.40	17.30	H	48.30	13.10
17968.100	35.10	-25.50	43.40	17.20	V	48.30	13.20
17970.300	35.10	-25.50	43.40	17.20	H	48.30	13.20

Channel 140

Frequency (MHz)	Meas. Result (dB μ V/m)	Cable loss (dB)	Antenna Factor (dB/m)	Receiver Reading (dB μ V)	Limit (dB μ V/m)	Margin (dB)	Antenna Pol. (H/V)
17985.700	35.50	-25.50	43.40	17.60	H	48.30	12.80
17996.700	35.50	-25.50	43.40	17.60	H	48.30	12.80
17971.400	35.30	-25.50	43.40	17.40	V	48.30	13.00
17978.000	35.30	-25.50	43.40	17.40	H	48.30	13.00
17953.800	35.20	-25.50	43.40	17.30	H	48.30	13.10
5728.100	37.60	-16.30	34.20	19.70	H	48.30	10.70

802.11ac-HT40 EUT4

Channel 38

Frequency (MHz)	Meas. Result (dB μ V/m)	Cable loss (dB)	Antenna Factor (dB/m)	Receiver Reading (dB μ V)	Limit (dB μ V/m)	Margin (dB)	Antenna Pol. (H/V)
17994.500	35.40	-25.50	43.40	17.50	H	48.30	12.90
17970.300	35.30	-25.50	43.40	17.40	H	48.30	13.00
17984.600	35.30	-25.50	43.40	17.40	H	48.30	13.00
17961.500	35.20	-25.50	43.40	17.30	H	48.30	13.10
17963.700	35.20	-25.50	43.40	17.30	H	48.30	13.10
5149.800	40.10	-17.00	33.40	23.70	H	48.30	8.20

Channel 46

Frequency (MHz)	Meas. Result (dB μ V/m)	Cable loss (dB)	Antenna Factor (dB/m)	Receiver Reading (dB μ V)	Limit (dB μ V/m)	Margin (dB)	Antenna Pol. (H/V)
17972.500	35.40	-25.50	43.40	17.50	H	48.30	12.90
17996.700	35.30	-25.50	43.40	17.40	H	48.30	13.00
17950.500	35.20	-25.50	43.40	17.30	V	48.30	13.10
17981.300	35.20	-25.50	43.40	17.30	H	48.30	13.10
17982.400	35.20	-25.50	43.40	17.30	V	48.30	13.10
17949.400	35.10	-25.50	43.40	17.20	H	48.30	13.20

Channel 54

Frequency (MHz)	Meas. Result (dB μ V/m)	Cable loss (dB)	Antenna Factor (dB/m)	Receiver Reading (dB μ V)	Limit (dB μ V/m)	Margin (dB)	Antenna Pol. (H/V)
17950.500	35.30	-25.50	43.40	17.40	V	48.30	13.00
17985.700	35.30	-25.50	43.40	17.40	V	48.30	13.00
17957.100	35.20	-25.50	43.40	17.30	H	48.30	13.10
17961.500	35.20	-25.50	43.40	17.30	H	48.30	13.10
17973.600	35.20	-25.50	43.40	17.30	V	48.30	13.10
17980.200	35.20	-25.50	43.40	17.30	H	48.30	13.10

Channel 62

Frequency (MHz)	Meas. Result (dB μ V/m)	Cable loss (dB)	Antenna Factor (dB/m)	Receiver Reading (dB μ V)	Limit (dB μ V/m)	Margin (dB)	Antenna Pol. (H/V)
17978.000	35.20	-25.50	43.40	17.30	V	48.30	13.10
17950.500	35.10	-25.50	43.40	17.20	H	48.30	13.20
17952.700	35.10	-25.50	43.40	17.20	H	48.30	13.20
17969.200	35.10	-25.50	43.40	17.20	V	48.30	13.20
17976.900	35.10	-25.50	43.40	17.20	H	48.30	13.20
5350.200	37.40	-16.90	33.40	20.90	H	48.30	10.90

Channel 102

Frequency (MHz)	Meas. Result (dB μ V/m)	Cable loss (dB)	Antenna Factor (dB/m)	Receiver Reading (dB μ V)	Limit (dB μ V/m)	Margin (dB)	Antenna Pol. (H/V)
17970.300	35.30	-25.50	43.40	17.40	H	48.30	13.00
17973.600	35.30	-25.50	43.40	17.40	H	48.30	13.00
17995.600	35.30	-25.50	43.40	17.40	H	48.30	13.00
17940.600	35.20	-25.50	43.40	17.30	H	48.30	13.10
17965.900	35.20	-25.50	43.40	17.30	H	48.30	13.10
5457.000	36.40	-16.80	33.40	19.80	H	48.30	11.90

Channel 118

Frequency (MHz)	Meas. Result (dB μ V/m)	Cable loss (dB)	Antenna Factor (dB/m)	Receiver Reading (dB μ V)	Limit (dB μ V/m)	Margin (dB)	Antenna Pol. (H/V)
17973.600	35.50	-25.50	43.40	17.60	V	48.30	12.80
17969.200	35.20	-25.50	43.40	17.30	V	48.30	13.10
17992.300	35.20	-25.50	43.40	17.30	H	48.30	13.10
17965.900	35.10	-25.50	43.40	17.20	V	48.30	13.20
17978.000	35.10	-25.50	43.40	17.20	H	48.30	13.20
17950.500	35.00	-25.50	43.40	17.10	H	48.30	13.30

Channel 134

Frequency (MHz)	Meas. Result (dB μ V/m)	Cable loss (dB)	Antenna Factor (dB/m)	Receiver Reading (dB μ V)	Limit (dB μ V/m)	Margin (dB)	Antenna Pol. (H/V)
17968.100	35.50	-25.50	43.40	17.60	H	48.30	12.80
17976.900	35.30	-25.50	43.40	17.40	V	48.30	13.00
17951.600	35.20	-25.50	43.40	17.30	V	48.30	13.10
17960.400	35.20	-25.50	43.40	17.30	V	48.30	13.10
17964.800	35.20	-25.50	43.40	17.30	H	48.30	13.10
5748.500	35.40	-16.30	34.20	17.50	H	48.30	12.90

802.11ac-HT80 EUT4

Channel 42

Frequency (MHz)	Meas. Result (dB μ V/m)	Cable loss (dB)	Antenna Factor (dB/m)	Receiver Reading (dB μ V)	Limit (dB μ V/m)	Margin (dB)	Antenna Pol. (H/V)
17948.300	35.40	-25.50	43.40	17.50	H	48.30	12.90
17992.300	35.40	-25.50	43.40	17.50	V	48.30	12.90
17952.700	35.30	-25.50	43.40	17.40	V	48.30	13.00
17953.800	35.30	-25.50	43.40	17.40	V	48.30	13.00
17954.900	35.30	-25.50	43.40	17.40	V	48.30	13.00
5149.300	40.80	-17.00	33.40	24.40	H	48.30	7.50

Channel 58

Frequency (MHz)	Meas. Result (dB μ V/m)	Cable loss (dB)	Antenna Factor (dB/m)	Receiver Reading (dB μ V)	Limit (dB μ V/m)	Margin (dB)	Antenna Pol. (H/V)
17994.500	35.70	-25.50	43.40	17.80	H	48.30	12.60
17974.700	35.60	-25.50	43.40	17.70	V	48.30	12.70
17982.400	35.60	-25.50	43.40	17.70	H	48.30	12.70
17967.000	35.50	-25.50	43.40	17.60	V	48.30	12.80
17990.100	35.50	-25.50	43.40	17.60	V	48.30	12.80
5351.000	40.30	-16.90	33.40	23.80	H	48.30	8.00

Channel 106

Frequency (MHz)	Meas. Result (dB μ V/m)	Cable loss (dB)	Antenna Factor (dB/m)	Receiver Reading (dB μ V)	Limit (dB μ V/m)	Margin (dB)	Antenna Pol. (H/V)
17975.800	35.70	-25.50	43.40	17.80	V	48.30	12.60
17969.200	35.60	-25.50	43.40	17.70	V	48.30	12.70
17970.300	35.60	-25.50	43.40	17.70	V	48.30	12.70
17954.900	35.50	-25.50	43.40	17.60	V	48.30	12.80
17971.400	35.50	-25.50	43.40	17.60	V	48.30	12.80
5459.500	39.90	-16.80	33.40	23.30	H	48.30	8.40

802.11ax-HT20 EUT43

Channel 36

Frequency (MHz)	Meas. Result (dB μ V/m)	Cable loss (dB)	Antenna Factor (dB/m)	Receiver Reading (dB μ V)	Limit (dB μ V/m)	Margin (dB)	Antenna Pol. (H/V)
17963.700	34.30	-25.50	43.40	16.40	H	48.30	14.00
17994.500	34.30	-25.50	43.40	16.40	H	48.30	14.00
17968.100	34.20	-25.50	43.40	16.30	H	48.30	14.10
17976.900	34.20	-25.50	43.40	16.30	H	48.30	14.10
17982.400	34.20	-25.50	43.40	16.30	H	48.30	14.10
5129.700	35.90	-17.00	33.40	19.50	H	48.30	12.40

Channel 40

Frequency (MHz)	Meas. Result (dBμV/m)	Cable loss (dB)	Antenna Factor (dB/m)	Receiver Reading (dBμV)	Limit (dBμV/m)	Margin (dB)	Antenna Pol. (H/V)
17981.300	34.30	-25.50	43.40	16.40	H	48.30	14.00
17997.800	34.20	-25.50	43.40	16.30	V	48.30	14.10
17972.500	34.10	-25.50	43.40	16.20	V	48.30	14.20
17975.800	34.10	-25.50	43.40	16.20	V	48.30	14.20
17976.900	34.10	-25.50	43.40	16.20	V	48.30	14.20
17987.900	34.10	-25.50	43.40	16.20	H	48.30	14.20

Channel 48

Frequency (MHz)	Meas. Result (dBμV/m)	Cable loss (dB)	Antenna Factor (dB/m)	Receiver Reading (dBμV)	Limit (dBμV/m)	Margin (dB)	Antenna Pol. (H/V)
17989.000	34.50	-25.50	43.40	16.60	H	48.30	13.80
17975.800	34.40	-25.50	43.40	16.50	V	48.30	13.90
17981.300	34.30	-25.50	43.40	16.40	H	48.30	14.00
17986.800	34.30	-25.50	43.40	16.40	V	48.30	14.00
17990.100	34.30	-25.50	43.40	16.40	H	48.30	14.00
17992.300	34.30	-25.50	43.40	16.40	H	48.30	14.00

Channel 52

Frequency (MHz)	Meas. Result (dBμV/m)	Cable loss (dB)	Antenna Factor (dB/m)	Receiver Reading (dBμV)	Limit (dBμV/m)	Margin (dB)	Antenna Pol. (H/V)
17986.800	34.40	-25.50	43.40	16.50	H	48.30	13.90
17983.500	34.30	-25.50	43.40	16.40	V	48.30	14.00
17996.700	34.30	-25.50	43.40	16.40	V	48.30	14.00
17954.900	34.20	-25.50	43.40	16.30	H	48.30	14.10
17991.200	34.20	-25.50	43.40	16.30	V	48.30	14.10
17952.700	34.10	-25.50	43.40	16.20	V	48.30	14.20

Channel 56

Frequency (MHz)	Meas. Result (dBμV/m)	Cable loss (dB)	Antenna Factor (dB/m)	Receiver Reading (dBμV)	Limit (dBμV/m)	Margin (dB)	Antenna Pol. (H/V)
17970.300	34.50	-25.50	43.40	16.60	V	48.30	13.80
17995.600	34.30	-25.50	43.40	16.40	V	48.30	14.00
17963.700	34.20	-25.50	43.40	16.30	V	48.30	14.10
17971.400	34.20	-25.50	43.40	16.30	H	48.30	14.10
17974.700	34.20	-25.50	43.40	16.30	V	48.30	14.10
17981.300	34.20	-25.50	43.40	16.30	V	48.30	14.10

Channel 64

Frequency (MHz)	Meas. Result (dBμV/m)	Cable loss (dB)	Antenna Factor (dB/m)	Receiver Reading (dBμV)	Limit (dBμV/m)	Margin (dB)	Antenna Pol. (H/V)
17984.600	34.50	-25.50	43.40	16.60	H	48.30	13.80
17991.200	34.50	-25.50	43.40	16.60	V	48.30	13.80
17954.900	34.30	-25.50	43.40	16.40	V	48.30	14.00
17968.100	34.20	-25.50	43.40	16.30	H	48.30	14.10
17990.100	34.20	-25.50	43.40	16.30	V	48.30	14.10
5352.600	36.20	-16.90	33.40	19.70	H	48.30	12.10

Channel 100

Frequency (MHz)	Meas. Result (dBμV/m)	Cable loss (dB)	Antenna Factor (dB/m)	Receiver Reading (dBμV)	Limit (dBμV/m)	Margin (dB)	Antenna Pol. (H/V)
17989.000	34.70	-25.50	43.40	16.80	H	48.30	13.60
17995.600	34.50	-25.50	43.40	16.60	V	48.30	13.80
17962.600	34.30	-25.50	43.40	16.40	V	48.30	14.00
17973.600	34.30	-25.50	43.40	16.40	H	48.30	14.00
17978.000	34.30	-25.50	43.40	16.40	H	48.30	14.00
5451.700	36.40	-16.80	33.40	19.80	H	48.30	11.90

Channel 120

Frequency (MHz)	Meas. Result (dB μ V/m)	Cable loss (dB)	Antenna Factor (dB/m)	Receiver Reading (dB μ V)	Limit (dB μ V/m)	Margin (dB)	Antenna Pol. (H/V)
17990.100	34.40	-25.50	43.40	16.50	V	48.30	13.90
17982.400	34.30	-25.50	43.40	16.40	H	48.30	14.00
17942.800	34.20	-25.50	43.40	16.30	V	48.30	14.10
17968.100	34.20	-25.50	43.40	16.30	H	48.30	14.10
17976.900	34.20	-25.50	43.40	16.30	V	48.30	14.10
17978.000	34.20	-25.50	43.40	16.30	V	48.30	14.10

Channel 140

Frequency (MHz)	Meas. Result (dB μ V/m)	Cable loss (dB)	Antenna Factor (dB/m)	Receiver Reading (dB μ V)	Limit (dB μ V/m)	Margin (dB)	Antenna Pol. (H/V)
17980.200	34.50	-25.50	43.40	16.60	V	48.30	13.80
17946.100	34.40	-25.50	43.40	16.50	V	48.30	13.90
17970.300	34.40	-25.50	43.40	16.50	H	48.30	13.90
17992.300	34.40	-25.50	43.40	16.50	V	48.30	13.90
17974.700	34.30	-25.50	43.40	16.40	V	48.30	14.00
5747.200	35.90	-16.30	34.20	18.00	V	48.30	12.40

802.11ax-HT40 EUT43

Channel 38

Frequency (MHz)	Meas. Result (dB μ V/m)	Cable loss (dB)	Antenna Factor (dB/m)	Receiver Reading (dB μ V)	Limit (dB μ V/m)	Margin (dB)	Antenna Pol. (H/V)
17961.500	34.50	-25.50	43.40	16.60	H	48.30	13.80
17995.600	34.50	-25.50	43.40	16.60	V	48.30	13.80
17990.100	34.40	-25.50	43.40	16.50	H	48.30	13.90
17993.400	34.40	-25.50	43.40	16.50	V	48.30	13.90
17996.700	34.40	-25.50	43.40	16.50	H	48.30	13.90
5149.300	42.60	-17.00	33.40	26.20	H	48.30	5.70

Channel 46

Frequency (MHz)	Meas. Result (dB μ V/m)	Cable loss (dB)	Antenna Factor (dB/m)	Receiver Reading (dB μ V)	Limit (dB μ V/m)	Margin (dB)	Antenna Pol. (H/V)
17983.500	34.60	-25.50	43.40	16.70	V	48.30	13.70
17994.500	34.50	-25.50	43.40	16.60	H	48.30	13.80
17972.500	34.40	-25.50	43.40	16.50	V	48.30	13.90
17991.200	34.40	-25.50	43.40	16.50	H	48.30	13.90
17953.800	34.30	-25.50	43.40	16.40	V	48.30	14.00
17965.900	34.30	-25.50	43.40	16.40	H	48.30	14.00

Channel 54

Frequency (MHz)	Meas. Result (dB μ V/m)	Cable loss (dB)	Antenna Factor (dB/m)	Receiver Reading (dB μ V)	Limit (dB μ V/m)	Margin (dB)	Antenna Pol. (H/V)
17993.400	34.40	-25.50	43.40	16.50	H	48.30	13.90
17950.500	34.30	-25.50	43.40	16.40	V	48.30	14.00
17954.900	34.30	-25.50	43.40	16.40	H	48.30	14.00
17962.600	34.30	-25.50	43.40	16.40	H	48.30	14.00
17971.400	34.30	-25.50	43.40	16.40	V	48.30	14.00
17979.100	34.30	-25.50	43.40	16.40	H	48.30	14.00

Channel 62

Frequency (MHz)	Meas. Result (dB μ V/m)	Cable loss (dB)	Antenna Factor (dB/m)	Receiver Reading (dB μ V)	Limit (dB μ V/m)	Margin (dB)	Antenna Pol. (H/V)
17984.600	34.50	-25.50	43.40	16.60	H	48.30	13.80
17964.800	34.40	-25.50	43.40	16.50	V	48.30	13.90
17970.300	34.40	-25.50	43.40	16.50	V	48.30	13.90
17985.700	34.40	-25.50	43.40	16.50	V	48.30	13.90
17996.700	34.40	-25.50	43.40	16.50	H	48.30	13.90
5350.100	41.00	-16.90	33.40	24.50	H	48.30	7.30

Channel 102

Frequency (MHz)	Meas. Result (dBμV/m)	Cable loss (dB)	Antenna Factor (dB/m)	Receiver Reading (dBμV)	Limit (dBμV/m)	Margin (dB)	Antenna Pol. (H/V)
17983.500	34.50	-25.50	43.40	16.60	H	48.30	13.80
17964.800	34.40	-25.50	43.40	16.50	H	48.30	13.90
17970.300	34.30	-25.50	43.40	16.40	H	48.30	14.00
17971.400	34.30	-25.50	43.40	16.40	V	48.30	14.00
17979.100	34.30	-25.50	43.40	16.40	H	48.30	14.00
5459.600	37.90	-16.80	33.40	21.30	H	48.30	10.40

Channel 118

Frequency (MHz)	Meas. Result (dBμV/m)	Cable loss (dB)	Antenna Factor (dB/m)	Receiver Reading (dBμV)	Limit (dBμV/m)	Margin (dB)	Antenna Pol. (H/V)
17990.100	34.50	-25.50	43.40	16.60	H	48.30	13.80
17979.100	34.40	-25.50	43.40	16.50	H	48.30	13.90
17993.400	34.40	-25.50	43.40	16.50	V	48.30	13.90
17959.300	34.30	-25.50	43.40	16.40	H	48.30	14.00
17974.700	34.30	-25.50	43.40	16.40	V	48.30	14.00
17978.000	34.30	-25.50	43.40	16.40	H	48.30	14.00

Channel 134

Frequency (MHz)	Meas. Result (dBμV/m)	Cable loss (dB)	Antenna Factor (dB/m)	Receiver Reading (dBμV)	Limit (dBμV/m)	Margin (dB)	Antenna Pol. (H/V)
17968.100	34.50	-25.50	43.40	16.60	V	48.30	13.80
17994.500	34.50	-25.50	43.40	16.60	H	48.30	13.80
17986.800	34.40	-25.50	43.40	16.50	V	48.30	13.90
17973.600	34.30	-25.50	43.40	16.40	H	48.30	14.00
17990.100	34.30	-25.50	43.40	16.40	V	48.30	14.00
5726.900	36.90	-16.30	34.20	19.00	V	48.30	11.40

802.11ax-HT80 EUT43

Channel 42

Frequency (MHz)	Meas. Result (dBμV/m)	Cable loss (dB)	Antenna Factor (dB/m)	Receiver Reading (dBμV)	Limit (dBμV/m)	Margin (dB)	Antenna Pol. (H/V)
17965.900	34.50	-25.50	43.40	16.60	H	48.30	13.80
17983.500	34.40	-25.50	43.40	16.50	V	48.30	13.90
17992.300	34.40	-25.50	43.40	16.50	V	48.30	13.90
17993.400	34.40	-25.50	43.40	16.50	V	48.30	13.90
17967.000	34.30	-25.50	43.40	16.40	V	48.30	14.00
5149.200	38.00	-17.00	33.40	21.60	H	48.30	10.30

Channel 58

Frequency (MHz)	Meas. Result (dBμV/m)	Cable loss (dB)	Antenna Factor (dB/m)	Receiver Reading (dBμV)	Limit (dBμV/m)	Margin (dB)	Antenna Pol. (H/V)
17982.400	34.80	-25.50	43.40	16.90	H	48.30	13.50
17979.100	34.50	-25.50	43.40	16.60	V	48.30	13.80
17965.900	34.40	-25.50	43.40	16.50	H	48.30	13.90
17989.000	34.40	-25.50	43.40	16.50	H	48.30	13.90
17948.300	34.30	-25.50	43.40	16.40	V	48.30	14.00
5358.900	35.00	-16.90	33.40	18.50	H	48.30	13.30

Channel 106

Frequency (MHz)	Meas. Result (dBμV/m)	Cable loss (dB)	Antenna Factor (dB/m)	Receiver Reading (dBμV)	Limit (dBμV/m)	Margin (dB)	Antenna Pol. (H/V)
17994.500	34.50	-25.50	43.40	16.60	V	48.30	13.80
17973.600	34.40	-25.50	43.40	16.50	V	48.30	13.90
17979.100	34.40	-25.50	43.40	16.50	H	48.30	13.90
17991.200	34.40	-25.50	43.40	16.50	H	48.30	13.90
17982.400	34.30	-25.50	43.40	16.40	V	48.30	14.00
5458.200	36.70	-16.80	33.40	20.10	H	48.30	11.60

Peak
82.11a EUT4

Channel 36

Frequency (MHz)	Meas. Result (dB μ V/m)	Cable loss (dB)	Antenna Factor (dB/m)	Receiver Reading (dB μ V)	Limit (dB μ V/m)	Margin (dB)	Antenna Pol. (H/V)
17987.900	47.00	-25.50	43.40	29.10	H	68.30	21.30
17906.500	46.90	-25.50	43.40	29.00	H	68.30	21.40
17962.600	46.80	-25.50	43.40	28.90	V	68.30	21.50
17960.400	46.70	-25.50	43.40	28.80	H	68.30	21.60
17872.400	46.60	-25.50	43.40	28.70	H	68.30	21.70
5149.800	49.30	-17.00	33.40	32.90	H	68.30	19.00

Channel 40

Frequency (MHz)	Meas. Result (dB μ V/m)	Cable loss (dB)	Antenna Factor (dB/m)	Receiver Reading (dB μ V)	Limit (dB μ V/m)	Margin (dB)	Antenna Pol. (H/V)
17930.700	47.50	-25.50	43.40	29.60	V	68.30	20.80
17981.300	46.70	-25.50	43.40	28.80	H	68.30	21.60
17948.300	46.60	-25.50	43.40	28.70	H	68.30	21.70
17965.900	46.60	-25.50	43.40	28.70	H	68.30	21.70
17816.300	46.50	-25.50	43.40	28.60	H	68.30	21.80
17928.500	46.50	-25.50	43.40	28.60	H	68.30	21.80

Channel 48

Frequency (MHz)	Meas. Result (dB μ V/m)	Cable loss (dB)	Antenna Factor (dB/m)	Receiver Reading (dB μ V)	Limit (dB μ V/m)	Margin (dB)	Antenna Pol. (H/V)
17908.700	47.20	-25.50	43.40	29.30	V	68.30	21.10
17965.900	47.00	-25.50	43.40	29.10	H	68.30	21.30
17972.500	46.90	-25.50	43.40	29.00	V	68.30	21.40
17883.400	46.60	-25.50	43.40	28.70	V	68.30	21.70
17980.200	46.60	-25.50	43.40	28.70	H	68.30	21.70
17890.000	46.50	-25.50	43.40	28.60	H	68.30	21.80

Channel 52

Frequency (MHz)	Meas. Result (dB μ V/m)	Cable loss (dB)	Antenna Factor (dB/m)	Receiver Reading (dB μ V)	Limit (dB μ V/m)	Margin (dB)	Antenna Pol. (H/V)
17890.000	47.00	-25.50	43.40	29.10	V	68.30	21.30
17741.500	46.70	-25.50	43.40	28.80	V	68.30	21.60
17961.500	46.70	-25.50	43.40	28.80	H	68.30	21.60
17855.900	46.60	-25.50	43.40	28.70	V	68.30	21.70
17925.200	46.60	-25.50	43.40	28.70	V	68.30	21.70
17956.000	46.60	-25.50	43.40	28.70	V	68.30	21.70

Channel 56

Frequency (MHz)	Meas. Result (dB μ V/m)	Cable loss (dB)	Antenna Factor (dB/m)	Receiver Reading (dB μ V)	Limit (dB μ V/m)	Margin (dB)	Antenna Pol. (H/V)
17951.600	47.10	-25.50	43.40	29.20	H	68.30	21.20
17956.000	47.10	-25.50	43.40	29.20	V	68.30	21.20
17991.200	47.10	-25.50	43.40	29.20	H	68.30	21.20
17896.600	46.70	-25.50	43.40	28.80	H	68.30	21.60
17989.000	46.70	-25.50	43.40	28.80	H	68.30	21.60
17996.700	46.70	-25.50	43.40	28.80	H	68.30	21.60

Channel 64

Frequency (MHz)	Meas. Result (dB μ V/m)	Cable loss (dB)	Antenna Factor (dB/m)	Receiver Reading (dB μ V)	Limit (dB μ V/m)	Margin (dB)	Antenna Pol. (H/V)
17965.900	47.70	-25.50	43.40	29.80	H	68.30	20.60
17928.500	47.30	-25.50	43.40	29.40	V	68.30	21.00
17964.800	47.10	-25.50	43.40	29.20	H	68.30	21.20
17907.600	46.90	-25.50	43.40	29.00	H	68.30	21.40
17989.000	46.70	-25.50	43.40	28.80	H	68.30	21.60
5350.300	49.10	-16.90	33.40	32.60	H	68.30	19.20

Channel 100

Frequency (MHz)	Meas. Result (dB μ V/m)	Cable loss (dB)	Antenna Factor (dB/m)	Receiver Reading (dB μ V)	Limit (dB μ V/m)	Margin (dB)	Antenna Pol. (H/V)
17828.400	47.00	-25.50	43.40	29.10	H	68.30	21.30
17936.200	46.60	-25.50	43.40	28.70	H	68.30	21.70
17968.100	46.60	-25.50	43.40	28.70	H	68.30	21.70
17930.700	46.50	-25.50	43.40	28.60	V	68.30	21.80
17948.300	46.50	-25.50	43.40	28.60	H	68.30	21.80
5455.900	55.60	-16.80	33.40	39.00	H	68.30	12.70

Channel 120

Frequency (MHz)	Meas. Result (dB μ V/m)	Cable loss (dB)	Antenna Factor (dB/m)	Receiver Reading (dB μ V)	Limit (dB μ V/m)	Margin (dB)	Antenna Pol. (H/V)
17986.800	47.20	-25.50	43.40	29.30	V	68.30	21.10
17971.400	46.80	-25.50	43.40	28.90	H	68.30	21.50
17905.400	46.50	-25.50	43.40	28.60	H	68.30	21.80
17973.600	46.50	-25.50	43.40	28.60	H	68.30	21.80
17938.400	46.40	-25.50	43.40	28.50	H	68.30	21.90
17901.000	46.30	-25.50	43.40	28.40	H	68.30	22.00

Channel 140

Frequency (MHz)	Meas. Result (dB μ V/m)	Cable loss (dB)	Antenna Factor (dB/m)	Receiver Reading (dB μ V)	Limit (dB μ V/m)	Margin (dB)	Antenna Pol. (H/V)
17931.800	47.60	-25.50	43.40	29.70	H	68.30	20.70
17971.400	47.10	-25.50	43.40	29.20	V	68.30	21.20
17912.000	46.80	-25.50	43.40	28.90	H	68.30	21.50
17836.100	46.70	-25.50	43.40	28.80	V	68.30	21.60
17827.300	46.60	-25.50	43.40	28.70	H	68.30	21.70
5726.500	54.70	-16.30	34.20	36.80	H	68.30	13.60

802.11n-HT20 EUT4

Channel 36

Frequency (MHz)	Meas. Result (dBμV/m)	Cable loss (dB)	Antenna Factor (dB/m)	Receiver Reading (dBμV)	Limit (dBμV/m)	Margin (dB)	Antenna Pol. (H/V)
17800.900	46.90	-25.50	43.40	29.00	H	68.30	21.40
17987.900	46.90	-25.50	43.40	29.00	V	68.30	21.40
17958.200	46.80	-25.50	43.40	28.90	V	68.30	21.50
17962.600	46.70	-25.50	43.40	28.80	H	68.30	21.60
17981.300	46.70	-25.50	43.40	28.80	V	68.30	21.60
5133.300	49.00	-17.00	33.40	32.60	H	68.30	19.30

Channel 40

Frequency (MHz)	Meas. Result (dBμV/m)	Cable loss (dB)	Antenna Factor (dB/m)	Receiver Reading (dBμV)	Limit (dBμV/m)	Margin (dB)	Antenna Pol. (H/V)
17936.200	47.10	-25.50	43.40	29.20	H	68.30	21.20
17844.900	46.60	-25.50	43.40	28.70	V	68.30	21.70
17904.300	46.60	-25.50	43.40	28.70	V	68.30	21.70
17979.100	46.60	-25.50	43.40	28.70	H	68.30	21.70
17989.000	46.60	-25.50	43.40	28.70	H	68.30	21.70
17981.300	46.50	-25.50	43.40	28.60	V	68.30	21.80

Channel 48

Frequency (MHz)	Meas. Result (dBμV/m)	Cable loss (dB)	Antenna Factor (dB/m)	Receiver Reading (dBμV)	Limit (dBμV/m)	Margin (dB)	Antenna Pol. (H/V)
17990.100	47.30	-25.50	43.40	29.40	V	68.30	21.00
17858.100	47.20	-25.50	43.40	29.30	V	68.30	21.10
17897.700	46.80	-25.50	43.40	28.90	H	68.30	21.50
17996.700	46.80	-25.50	43.40	28.90	H	68.30	21.50
17950.500	46.70	-25.50	43.40	28.80	H	68.30	21.60
17963.700	46.70	-25.50	43.40	28.80	V	68.30	21.60

Channel 52

Frequency (MHz)	Meas. Result (dB μ V/m)	Cable loss (dB)	Antenna Factor (dB/m)	Receiver Reading (dB μ V)	Limit (dB μ V/m)	Margin (dB)	Antenna Pol. (H/V)
17978.000	47.20	-25.50	43.40	29.30	V	68.30	21.10
17974.700	47.00	-25.50	43.40	29.10	V	68.30	21.30
17872.400	46.70	-25.50	43.40	28.80	H	68.30	21.60
17894.400	46.70	-25.50	43.40	28.80	H	68.30	21.60
17964.800	46.70	-25.50	43.40	28.80	H	68.30	21.60
17887.800	46.60	-25.50	43.40	28.70	H	68.30	21.70

Channel 56

Frequency (MHz)	Meas. Result (dB μ V/m)	Cable loss (dB)	Antenna Factor (dB/m)	Receiver Reading (dB μ V)	Limit (dB μ V/m)	Margin (dB)	Antenna Pol. (H/V)
17875.700	47.40	-25.50	43.40	29.50	V	68.30	20.90
17978.000	47.00	-25.50	43.40	29.10	V	68.30	21.30
17836.100	46.80	-25.50	43.40	28.90	V	68.30	21.50
17901.000	46.70	-25.50	43.40	28.80	H	68.30	21.60
17967.000	46.70	-25.50	43.40	28.80	H	68.30	21.60
17803.100	46.60	-25.50	43.40	28.70	V	68.30	21.70

Channel 64

Frequency (MHz)	Meas. Result (dB μ V/m)	Cable loss (dB)	Antenna Factor (dB/m)	Receiver Reading (dB μ V)	Limit (dB μ V/m)	Margin (dB)	Antenna Pol. (H/V)
17960.400	46.90	-25.50	43.40	29.00	H	68.30	21.40
17958.200	46.70	-25.50	43.40	28.80	H	68.30	21.60
17936.200	46.50	-25.50	43.40	28.60	H	68.30	21.80
17946.100	46.50	-25.50	43.40	28.60	V	68.30	21.80
17963.700	46.50	-25.50	43.40	28.60	V	68.30	21.80
5359.200	49.20	-16.90	33.40	32.70	V	68.30	19.10

Channel 100

Frequency (MHz)	Meas. Result (dB μ V/m)	Cable loss (dB)	Antenna Factor (dB/m)	Receiver Reading (dB μ V)	Limit (dB μ V/m)	Margin (dB)	Antenna Pol. (H/V)
17980.200	47.20	-25.50	43.40	29.30	V	68.30	21.10
17956.000	47.00	-25.50	43.40	29.10	H	68.30	21.30
17984.600	46.80	-25.50	43.40	28.90	V	68.30	21.50
17840.500	46.70	-25.50	43.40	28.80	H	68.30	21.60
17974.700	46.60	-25.50	43.40	28.70	H	68.30	21.70
5455.100	49.00	-16.80	33.40	32.40	V	68.30	19.30

Channel 120

Frequency (MHz)	Meas. Result (dB μ V/m)	Cable loss (dB)	Antenna Factor (dB/m)	Receiver Reading (dB μ V)	Limit (dB μ V/m)	Margin (dB)	Antenna Pol. (H/V)
17902.100	47.60	-25.50	43.40	29.70	H	68.30	20.70
17929.600	47.30	-25.50	43.40	29.40	H	68.30	21.00
17982.400	47.20	-25.50	43.40	29.30	V	68.30	21.10
17937.300	47.10	-25.50	43.40	29.20	H	68.30	21.20
17951.600	47.00	-25.50	43.40	29.10	V	68.30	21.30
17890.000	46.70	-25.50	43.40	28.80	H	68.30	21.60

Channel 140

Frequency (MHz)	Meas. Result (dB μ V/m)	Cable loss (dB)	Antenna Factor (dB/m)	Receiver Reading (dB μ V)	Limit (dB μ V/m)	Margin (dB)	Antenna Pol. (H/V)
17991.200	47.60	-25.50	43.40	29.70	V	68.30	20.70
17992.300	47.60	-25.50	43.40	29.70	V	68.30	20.70
17997.800	47.10	-25.50	43.40	29.20	V	68.30	21.20
17937.300	46.80	-25.50	43.40	28.90	H	68.30	21.50
17958.200	46.80	-25.50	43.40	28.90	V	68.30	21.50
5727.400	50.90	-16.30	34.20	33.00	H	68.30	17.40

802.11n-HT40 EUT4

Channel 38

Frequency (MHz)	Meas. Result (dBμV/m)	Cable loss (dB)	Antenna Factor (dB/m)	Receiver Reading (dBμV)	Limit (dBμV/m)	Margin (dB)	Antenna Pol. (H/V)
17982.400	47.90	-25.50	43.40	30.00	V	68.30	20.40
17964.800	47.40	-25.50	43.40	29.50	H	68.30	20.90
17941.700	47.10	-25.50	43.40	29.20	H	68.30	21.20
17993.400	47.00	-25.50	43.40	29.10	V	68.30	21.30
17912.000	46.60	-25.50	43.40	28.70	V	68.30	21.70
5148.800	53.00	-17.00	33.40	36.60	H	68.30	15.30

Channel 46

Frequency (MHz)	Meas. Result (dBμV/m)	Cable loss (dB)	Antenna Factor (dB/m)	Receiver Reading (dBμV)	Limit (dBμV/m)	Margin (dB)	Antenna Pol. (H/V)
17930.700	47.60	-25.50	43.40	29.70	V	68.30	20.70
17914.200	47.30	-25.50	43.40	29.40	H	68.30	21.00
17730.500	46.80	-25.70	43.40	29.10	V	68.30	21.50
17991.200	46.70	-25.50	43.40	28.80	H	68.30	21.60
17992.300	46.60	-25.50	43.40	28.70	V	68.30	21.70
17994.500	46.60	-25.50	43.40	28.70	H	68.30	21.70

Channel 54

Frequency (MHz)	Meas. Result (dBμV/m)	Cable loss (dB)	Antenna Factor (dB/m)	Receiver Reading (dBμV)	Limit (dBμV/m)	Margin (dB)	Antenna Pol. (H/V)
17981.300	47.60	-25.50	43.40	29.70	H	68.30	20.70
17970.300	47.50	-25.50	43.40	29.60	H	68.30	20.80
17978.000	47.30	-25.50	43.40	29.40	V	68.30	21.00
17960.400	47.20	-25.50	43.40	29.30	V	68.30	21.10
17908.700	47.10	-25.50	43.40	29.20	H	68.30	21.20
17980.200	47.10	-25.50	43.40	29.20	V	68.30	21.20

Channel 62

Frequency (MHz)	Meas. Result (dB μ V/m)	Cable loss (dB)	Antenna Factor (dB/m)	Receiver Reading (dB μ V)	Limit (dB μ V/m)	Margin (dB)	Antenna Pol. (H/V)
17974.700	47.10	-25.50	43.40	29.20	V	68.30	21.20
17940.600	46.80	-25.50	43.40	28.90	V	68.30	21.50
17909.800	46.70	-25.50	43.40	28.80	H	68.30	21.60
17954.900	46.60	-25.50	43.40	28.70	H	68.30	21.70
17942.800	46.50	-25.50	43.40	28.60	V	68.30	21.80
5351.900	49.80	-16.90	33.40	33.30	H	68.30	18.50

Channel 102

Frequency (MHz)	Meas. Result (dB μ V/m)	Cable loss (dB)	Antenna Factor (dB/m)	Receiver Reading (dB μ V)	Limit (dB μ V/m)	Margin (dB)	Antenna Pol. (H/V)
17894.400	47.70	-25.50	43.40	29.80	V	68.30	20.60
17980.200	47.70	-25.50	43.40	29.80	V	68.30	20.60
17997.800	47.30	-25.50	43.40	29.40	H	68.30	21.00
17952.700	47.00	-25.50	43.40	29.10	H	68.30	21.30
17896.600	46.90	-25.50	43.40	29.00	H	68.30	21.40
5456.000	54.10	-16.80	33.40	37.50	H	68.30	14.20

Channel 118

Frequency (MHz)	Meas. Result (dB μ V/m)	Cable loss (dB)	Antenna Factor (dB/m)	Receiver Reading (dB μ V)	Limit (dB μ V/m)	Margin (dB)	Antenna Pol. (H/V)
17976.900	47.00	-25.50	43.40	29.10	H	68.30	21.30
17935.100	46.90	-25.50	43.40	29.00	V	68.30	21.40
17920.800	46.80	-25.50	43.40	28.90	H	68.30	21.50
17979.100	46.80	-25.50	43.40	28.90	H	68.30	21.50
17919.700	46.70	-25.50	43.40	28.80	H	68.30	21.60
17931.800	46.60	-25.50	43.40	28.70	H	68.30	21.70

Channel 134

Frequency (MHz)	Meas. Result (dB μ V/m)	Cable loss (dB)	Antenna Factor (dB/m)	Receiver Reading (dB μ V)	Limit (dB μ V/m)	Margin (dB)	Antenna Pol. (H/V)
17934.000	47.60	-25.50	43.40	29.70	V	68.30	20.70
17913.100	47.20	-25.50	43.40	29.30	H	68.30	21.10
17996.700	47.10	-25.50	43.40	29.20	V	68.30	21.20
17973.600	46.90	-25.50	43.40	29.00	H	68.30	21.40
17827.300	46.70	-25.50	43.40	28.80	V	68.30	21.60
5732.500	48.50	-16.30	34.20	30.60	V	68.30	19.80

802.11ac-HT20 EUT4

Channel 36

Frequency (MHz)	Meas. Result (dB μ V/m)	Cable loss (dB)	Antenna Factor (dB/m)	Receiver Reading (dB μ V)	Limit (dB μ V/m)	Margin (dB)	Antenna Pol. (H/V)
17926.300	47.50	-25.50	43.40	29.60	V	68.30	20.80
17907.600	47.10	-25.50	43.40	29.20	H	68.30	21.20
17953.800	47.00	-25.50	43.40	29.10	H	68.30	21.30
17986.800	47.00	-25.50	43.40	29.10	V	68.30	21.30
17972.500	46.70	-25.50	43.40	28.80	H	68.30	21.60
5134.200	49.20	-17.00	33.40	32.80	H	68.30	19.10

Channel 40

Frequency (MHz)	Meas. Result (dB μ V/m)	Cable loss (dB)	Antenna Factor (dB/m)	Receiver Reading (dB μ V)	Limit (dB μ V/m)	Margin (dB)	Antenna Pol. (H/V)
17920.800	47.40	-25.50	43.40	29.50	H	68.30	20.90
17961.500	47.20	-25.50	43.40	29.30	H	68.30	21.10
17974.700	46.90	-25.50	43.40	29.00	H	68.30	21.40
17951.600	46.80	-25.50	43.40	28.90	V	68.30	21.50
17997.800	46.80	-25.50	43.40	28.90	H	68.30	21.50
17950.500	46.70	-25.50	43.40	28.80	V	68.30	21.60

Channel 48

Frequency (MHz)	Meas. Result (dB μ V/m)	Cable loss (dB)	Antenna Factor (dB/m)	Receiver Reading (dB μ V)	Limit (dB μ V/m)	Margin (dB)	Antenna Pol. (H/V)
17985.700	48.10	-25.50	43.40	30.20	H	68.30	20.20
17983.500	47.30	-25.50	43.40	29.40	H	68.30	21.00
17866.900	47.10	-25.50	43.40	29.20	H	68.30	21.20
17978.000	47.10	-25.50	43.40	29.20	V	68.30	21.20
17980.200	47.00	-25.50	43.40	29.10	H	68.30	21.30
17918.600	46.90	-25.50	43.40	29.00	V	68.30	21.40

Channel 52

Frequency (MHz)	Meas. Result (dB μ V/m)	Cable loss (dB)	Antenna Factor (dB/m)	Receiver Reading (dB μ V)	Limit (dB μ V/m)	Margin (dB)	Antenna Pol. (H/V)
17981.300	47.40	-25.50	43.40	29.50	H	68.30	20.90
17993.400	46.90	-25.50	43.40	29.00	V	68.30	21.40
17907.600	46.80	-25.50	43.40	28.90	V	68.30	21.50
17936.200	46.80	-25.50	43.40	28.90	V	68.30	21.50
17938.400	46.60	-25.50	43.40	28.70	H	68.30	21.70
17956.000	46.60	-25.50	43.40	28.70	V	68.30	21.70

Channel 56

Frequency (MHz)	Meas. Result (dB μ V/m)	Cable loss (dB)	Antenna Factor (dB/m)	Receiver Reading (dB μ V)	Limit (dB μ V/m)	Margin (dB)	Antenna Pol. (H/V)
17967.000	47.80	-25.50	43.40	29.90	V	68.30	20.50
17976.900	46.90	-25.50	43.40	29.00	H	68.30	21.40
17963.700	46.80	-25.50	43.40	28.90	V	68.30	21.50
17993.400	46.80	-25.50	43.40	28.90	V	68.30	21.50
17931.800	46.70	-25.50	43.40	28.80	V	68.30	21.60
17980.200	46.70	-25.50	43.40	28.80	H	68.30	21.60

Channel 64

Frequency (MHz)	Meas. Result (dB μ V/m)	Cable loss (dB)	Antenna Factor (dB/m)	Receiver Reading (dB μ V)	Limit (dB μ V/m)	Margin (dB)	Antenna Pol. (H/V)
17941.700	47.50	-25.50	43.40	29.60	V	68.30	20.80
17899.900	46.90	-25.50	43.40	29.00	H	68.30	21.40
17927.400	46.90	-25.50	43.40	29.00	V	68.30	21.40
17995.600	46.90	-25.50	43.40	29.00	H	68.30	21.40
17909.800	46.70	-25.50	43.40	28.80	V	68.30	21.60
5350.400	49.00	-16.90	33.40	32.50	V	68.30	19.30

Channel 100

Frequency (MHz)	Meas. Result (dB μ V/m)	Cable loss (dB)	Antenna Factor (dB/m)	Receiver Reading (dB μ V)	Limit (dB μ V/m)	Margin (dB)	Antenna Pol. (H/V)
17968.100	46.80	-25.50	43.40	28.90	H	68.30	21.50
17942.800	46.70	-25.50	43.40	28.80	V	68.30	21.60
17986.800	46.70	-25.50	43.40	28.80	V	68.30	21.60
17991.200	46.70	-25.50	43.40	28.80	V	68.30	21.60
17972.500	46.60	-25.50	43.40	28.70	H	68.30	21.70
5459.600	49.20	-16.80	33.40	32.60	V	68.30	19.10

Channel 120

Frequency (MHz)	Meas. Result (dB μ V/m)	Cable loss (dB)	Antenna Factor (dB/m)	Receiver Reading (dB μ V)	Limit (dB μ V/m)	Margin (dB)	Antenna Pol. (H/V)
17989.000	47.70	-25.50	43.40	29.80	H	68.30	20.60
17921.900	47.20	-25.50	43.40	29.30	V	68.30	21.10
17979.100	47.10	-25.50	43.40	29.20	H	68.30	21.20
17870.200	46.90	-25.50	43.40	29.00	V	68.30	21.40
17901.000	46.70	-25.50	43.40	28.80	H	68.30	21.60
17975.800	46.70	-25.50	43.40	28.80	V	68.30	21.60

Channel 140

Frequency (MHz)	Meas. Result (dB μ V/m)	Cable loss (dB)	Antenna Factor (dB/m)	Receiver Reading (dB μ V)	Limit (dB μ V/m)	Margin (dB)	Antenna Pol. (H/V)
17979.100	48.10	-25.50	43.40	30.20	H	68.30	20.20
17994.500	48.10	-25.50	43.40	30.20	V	68.30	20.20
17926.300	47.30	-25.50	43.40	29.40	H	68.30	21.00
17925.200	47.20	-25.50	43.40	29.30	H	68.30	21.10
17964.800	47.00	-25.50	43.40	29.10	H	68.30	21.30
5746.700	50.50	-16.30	34.20	32.60	H	68.30	17.80

802.11ac-HT40 EUT4
Channel 38

Frequency (MHz)	Meas. Result (dB μ V/m)	Cable loss (dB)	Antenna Factor (dB/m)	Receiver Reading (dB μ V)	Limit (dB μ V/m)	Margin (dB)	Antenna Pol. (H/V)
17949.400	47.10	-25.50	43.40	29.20	V	68.30	21.20
17924.100	46.90	-25.50	43.40	29.00	H	68.30	21.40
17951.600	46.90	-25.50	43.40	29.00	H	68.30	21.40
17957.100	46.90	-25.50	43.40	29.00	H	68.30	21.40
17976.900	46.90	-25.50	43.40	29.00	H	68.30	21.40
5149.300	53.40	-17.00	33.40	37.00	H	68.30	14.90

Channel 46

Frequency (MHz)	Meas. Result (dB μ V/m)	Cable loss (dB)	Antenna Factor (dB/m)	Receiver Reading (dB μ V)	Limit (dB μ V/m)	Margin (dB)	Antenna Pol. (H/V)
17962.600	47.10	-25.50	43.40	29.20	H	68.30	21.20
17971.400	47.10	-25.50	43.40	29.20	V	68.30	21.20
17918.600	46.60	-25.50	43.40	28.70	H	68.30	21.70
17958.200	46.60	-25.50	43.40	28.70	V	68.30	21.70
17936.200	46.50	-25.50	43.40	28.60	V	68.30	21.80
17960.400	46.50	-25.50	43.40	28.60	V	68.30	21.80

Channel 54

Frequency (MHz)	Meas. Result (dBμV/m)	Cable loss (dB)	Antenna Factor (dB/m)	Receiver Reading (dBμV)	Limit (dBμV/m)	Margin (dB)	Antenna Pol. (H/V)
17915.300	46.70	-25.50	43.40	28.80	H	68.30	21.60
17993.400	46.70	-25.50	43.40	28.80	H	68.30	21.60
17880.100	46.60	-25.50	43.40	28.70	V	68.30	21.70
17892.200	46.30	-25.50	43.40	28.40	H	68.30	22.00
17918.600	46.30	-25.50	43.40	28.40	H	68.30	22.00
17929.600	46.30	-25.50	43.40	28.40	V	68.30	22.00

Channel 62

Frequency (MHz)	Meas. Result (dBμV/m)	Cable loss (dB)	Antenna Factor (dB/m)	Receiver Reading (dBμV)	Limit (dBμV/m)	Margin (dB)	Antenna Pol. (H/V)
17898.800	46.80	-25.50	43.40	28.90	V	68.30	21.50
17891.100	46.70	-25.50	43.40	28.80	H	68.30	21.60
17943.900	46.70	-25.50	43.40	28.80	H	68.30	21.60
17810.800	46.50	-25.50	43.40	28.60	V	68.30	21.80
17896.600	46.50	-25.50	43.40	28.60	V	68.30	21.80
5351.900	50.40	-16.90	33.40	33.90	H	68.30	17.90

Channel 102

Frequency (MHz)	Meas. Result (dBμV/m)	Cable loss (dB)	Antenna Factor (dB/m)	Receiver Reading (dBμV)	Limit (dBμV/m)	Margin (dB)	Antenna Pol. (H/V)
17980.200	47.30	-25.50	43.40	29.40	H	68.30	21.00
17908.700	47.10	-25.50	43.40	29.20	H	68.30	21.20
17943.900	46.80	-25.50	43.40	28.90	V	68.30	21.50
17935.100	46.50	-25.50	43.40	28.60	H	68.30	21.80
17956.000	46.50	-25.50	43.40	28.60	H	68.30	21.80
5450.600	49.20	-16.80	33.40	32.60	H	68.30	19.10

Channel 118

Frequency (MHz)	Meas. Result (dB μ V/m)	Cable loss (dB)	Antenna Factor (dB/m)	Receiver Reading (dB μ V)	Limit (dB μ V/m)	Margin (dB)	Antenna Pol. (H/V)
17965.900	47.10	-25.50	43.40	29.20	V	68.30	21.20
17899.900	46.80	-25.50	43.40	28.90	V	68.30	21.50
17974.700	46.70	-25.50	43.40	28.80	V	68.30	21.60
17978.000	46.50	-25.50	43.40	28.60	H	68.30	21.80
17936.200	46.40	-25.50	43.40	28.50	H	68.30	21.90
17954.900	46.40	-25.50	43.40	28.50	H	68.30	21.90

Channel 134

Frequency (MHz)	Meas. Result (dB μ V/m)	Cable loss (dB)	Antenna Factor (dB/m)	Receiver Reading (dB μ V)	Limit (dB μ V/m)	Margin (dB)	Antenna Pol. (H/V)
17954.900	47.40	-25.50	43.40	29.50	H	68.30	20.90
17995.600	47.10	-25.50	43.40	29.20	V	68.30	21.20
17937.300	46.90	-25.50	43.40	29.00	H	68.30	21.40
17941.700	46.80	-25.50	43.40	28.90	H	68.30	21.50
17992.300	46.70	-25.50	43.40	28.80	H	68.30	21.60
5728.100	48.00	-16.30	34.20	30.10	V	68.30	20.30

802.11ac-HT80 EUT4

Channel 42

Frequency (MHz)	Meas. Result (dB μ V/m)	Cable loss (dB)	Antenna Factor (dB/m)	Receiver Reading (dB μ V)	Limit (dB μ V/m)	Margin (dB)	Antenna Pol. (H/V)
17974.700	47.50	-25.50	43.40	29.60	V	68.30	20.80
17957.100	47.40	-25.50	43.40	29.50	V	68.30	20.90
17993.400	47.10	-25.50	43.40	29.20	H	68.30	21.20
17994.500	47.10	-25.50	43.40	29.20	H	68.30	21.20
17924.100	46.90	-25.50	43.40	29.00	V	68.30	21.40
5148.000	57.20	-17.00	33.40	40.80	H	68.30	11.10

Channel 58

Frequency (MHz)	Meas. Result (dB μ V/m)	Cable loss (dB)	Antenna Factor (dB/m)	Receiver Reading (dB μ V)	Limit (dB μ V/m)	Margin (dB)	Antenna Pol. (H/V)
17984.600	47.70	-25.50	43.40	29.80	V	68.30	20.60
17965.900	47.00	-25.50	43.40	29.10	H	68.30	21.30
17896.600	46.80	-25.50	43.40	28.90	H	68.30	21.50
17974.700	46.50	-25.50	43.40	28.60	V	68.30	21.80
17838.300	46.40	-25.50	43.40	28.50	V	68.30	21.90
5354.500	56.60	-16.90	33.40	40.10	H	68.30	11.70

Channel 106

Frequency (MHz)	Meas. Result (dB μ V/m)	Cable loss (dB)	Antenna Factor (dB/m)	Receiver Reading (dB μ V)	Limit (dB μ V/m)	Margin (dB)	Antenna Pol. (H/V)
17962.600	47.20	-25.50	43.40	29.30	V	68.30	21.10
17969.200	47.20	-25.50	43.40	29.30	V	68.30	21.10
17919.700	47.00	-25.50	43.40	29.10	H	68.30	21.30
17980.200	47.00	-25.50	43.40	29.10	H	68.30	21.30
17840.500	46.70	-25.50	43.40	28.80	V	68.30	21.60
5458.500	55.10	-16.80	33.40	38.50	H	68.30	13.20

802.11ax-HT20 EUT43

Channel 36

Frequency (MHz)	Meas. Result (dB μ V/m)	Cable loss (dB)	Antenna Factor (dB/m)	Receiver Reading (dB μ V)	Limit (dB μ V/m)	Margin (dB)	Antenna Pol. (H/V)
17970.300	45.80	-25.50	43.40	27.90	H	68.30	22.50
17963.700	45.70	-25.50	43.40	27.80	H	68.30	22.60
17971.400	45.70	-25.50	43.40	27.80	H	68.30	22.60
17980.200	45.70	-25.50	43.40	27.80	V	68.30	22.60
17986.800	45.70	-25.50	43.40	27.80	H	68.30	22.60
5127.000	48.80	-17.00	33.40	32.40	H	68.30	19.50

Channel 40

Frequency (MHz)	Meas. Result (dB μ V/m)	Cable loss (dB)	Antenna Factor (dB/m)	Receiver Reading (dB μ V)	Limit (dB μ V/m)	Margin (dB)	Antenna Pol. (H/V)
17956.000	46.10	-25.50	43.40	28.20	H	68.30	22.20
17959.300	46.00	-25.50	43.40	28.10	H	68.30	22.30
17848.200	45.80	-25.50	43.40	27.90	V	68.30	22.50
17949.400	45.80	-25.50	43.40	27.90	V	68.30	22.50
17872.400	45.70	-25.50	43.40	27.80	V	68.30	22.60
17925.200	45.60	-25.50	43.40	27.70	H	68.30	22.70

Channel 48

Frequency (MHz)	Meas. Result (dB μ V/m)	Cable loss (dB)	Antenna Factor (dB/m)	Receiver Reading (dB μ V)	Limit (dB μ V/m)	Margin (dB)	Antenna Pol. (H/V)
17986.800	46.70	-25.50	43.40	28.80	V	68.30	21.60
17996.700	46.50	-25.50	43.40	28.60	H	68.30	21.80
17985.700	46.40	-25.50	43.40	28.50	H	68.30	21.90
17970.300	46.00	-25.50	43.40	28.10	H	68.30	22.30
17815.200	45.90	-25.50	43.40	28.00	H	68.30	22.40
17686.500	45.80	-25.70	43.40	28.10	H	68.30	22.50

Channel 52

Frequency (MHz)	Meas. Result (dB μ V/m)	Cable loss (dB)	Antenna Factor (dB/m)	Receiver Reading (dB μ V)	Limit (dB μ V/m)	Margin (dB)	Antenna Pol. (H/V)
17954.900	46.30	-25.50	43.40	28.40	H	68.30	22.00
17915.300	46.00	-25.50	43.40	28.10	H	68.30	22.30
17851.500	45.50	-25.50	43.40	27.60	H	68.30	22.80
17953.800	45.50	-25.50	43.40	27.60	V	68.30	22.80
17963.700	45.40	-25.50	43.40	27.50	V	68.30	22.90
17984.600	45.40	-25.50	43.40	27.50	V	68.30	22.90

Channel 56

Frequency (MHz)	Meas. Result (dB μ V/m)	Cable loss (dB)	Antenna Factor (dB/m)	Receiver Reading (dB μ V)	Limit (dB μ V/m)	Margin (dB)	Antenna Pol. (H/V)
17860.300	46.60	-25.50	43.40	28.70	H	68.30	21.70
17968.100	46.20	-25.50	43.40	28.30	V	68.30	22.10
17973.600	46.00	-25.50	43.40	28.10	V	68.30	22.30
17924.100	45.90	-25.50	43.40	28.00	H	68.30	22.40
17970.300	45.90	-25.50	43.40	28.00	V	68.30	22.40
17827.300	45.70	-25.50	43.40	27.80	H	68.30	22.60

Channel 64

Frequency (MHz)	Meas. Result (dB μ V/m)	Cable loss (dB)	Antenna Factor (dB/m)	Receiver Reading (dB μ V)	Limit (dB μ V/m)	Margin (dB)	Antenna Pol. (H/V)
17992.300	46.30	-25.50	43.40	28.40	V	68.30	22.00
17956.000	46.20	-25.50	43.40	28.30	H	68.30	22.10
17975.800	46.10	-25.50	43.40	28.20	V	68.30	22.20
17859.200	45.90	-25.50	43.40	28.00	H	68.30	22.40
17984.600	45.90	-25.50	43.40	28.00	H	68.30	22.40
5356.100	49.00	-16.90	33.40	32.50	H	68.30	19.30

Channel 100

Frequency (MHz)	Meas. Result (dB μ V/m)	Cable loss (dB)	Antenna Factor (dB/m)	Receiver Reading (dB μ V)	Limit (dB μ V/m)	Margin (dB)	Antenna Pol. (H/V)
17930.700	46.10	-25.50	43.40	28.20	V	68.30	22.20
17974.700	45.90	-25.50	43.40	28.00	V	68.30	22.40
17985.700	45.90	-25.50	43.40	28.00	H	68.30	22.40
17994.500	45.70	-25.50	43.40	27.80	V	68.30	22.60
17941.700	45.60	-25.50	43.40	27.70	V	68.30	22.70
5455.600	49.20	-16.80	33.40	32.60	V	68.30	19.10

Channel 120

Frequency (MHz)	Meas. Result (dB μ V/m)	Cable loss (dB)	Antenna Factor (dB/m)	Receiver Reading (dB μ V)	Limit (dB μ V/m)	Margin (dB)	Antenna Pol. (H/V)
17987.900	45.90	-25.50	43.40	28.00	V	68.30	22.40
17968.100	45.80	-25.50	43.40	27.90	H	68.30	22.50
17925.200	45.60	-25.50	43.40	27.70	V	68.30	22.70
17932.900	45.60	-25.50	43.40	27.70	H	68.30	22.70
17947.200	45.60	-25.50	43.40	27.70	V	68.30	22.70
17949.400	45.60	-25.50	43.40	27.70	H	68.30	22.70

Channel 140

Frequency (MHz)	Meas. Result (dB μ V/m)	Cable loss (dB)	Antenna Factor (dB/m)	Receiver Reading (dB μ V)	Limit (dB μ V/m)	Margin (dB)	Antenna Pol. (H/V)
17973.600	46.00	-25.50	43.40	28.10	H	68.30	22.30
17969.200	45.90	-25.50	43.40	28.00	V	68.30	22.40
17929.600	45.80	-25.50	43.40	27.90	H	68.30	22.50
17984.600	45.80	-25.50	43.40	27.90	V	68.30	22.50
17994.500	45.80	-25.50	43.40	27.90	H	68.30	22.50
5735.900	48.80	-16.30	34.20	30.90	V	68.30	19.50

802.11ax-HT40 EUT43

Channel 38

Frequency (MHz)	Meas. Result (dB μ V/m)	Cable loss (dB)	Antenna Factor (dB/m)	Receiver Reading (dB μ V)	Limit (dB μ V/m)	Margin (dB)	Antenna Pol. (H/V)
17869.100	46.30	-25.50	43.40	28.40	V	68.30	22.00
17943.900	46.10	-25.50	43.40	28.20	H	68.30	22.20
17993.400	46.10	-25.50	43.40	28.20	V	68.30	22.20
17942.800	46.00	-25.50	43.40	28.10	H	68.30	22.30
17963.700	45.90	-25.50	43.40	28.00	V	68.30	22.40
5149.600	60.90	-17.00	33.40	44.50	H	68.30	7.40

Channel 46

Frequency (MHz)	Meas. Result (dB μ V/m)	Cable loss (dB)	Antenna Factor (dB/m)	Receiver Reading (dB μ V)	Limit (dB μ V/m)	Margin (dB)	Antenna Pol. (H/V)
17930.700	46.00	-25.50	43.40	28.10	H	68.30	22.30
17951.600	46.00	-25.50	43.40	28.10	V	68.30	22.30
17979.100	46.00	-25.50	43.40	28.10	V	68.30	22.30
17835.000	45.80	-25.50	43.40	27.90	V	68.30	22.50
17923.000	45.60	-25.50	43.40	27.70	V	68.30	22.70
17902.100	45.50	-25.50	43.40	27.60	H	68.30	22.80

Channel 54

Frequency (MHz)	Meas. Result (dB μ V/m)	Cable loss (dB)	Antenna Factor (dB/m)	Receiver Reading (dB μ V)	Limit (dB μ V/m)	Margin (dB)	Antenna Pol. (H/V)
17962.600	46.30	-25.50	43.40	28.40	H	68.30	22.00
17968.100	46.30	-25.50	43.40	28.40	V	68.30	22.00
17989.000	46.00	-25.50	43.40	28.10	H	68.30	22.30
17987.900	45.90	-25.50	43.40	28.00	H	68.30	22.40
17897.700	45.80	-25.50	43.40	27.90	V	68.30	22.50
17948.300	45.80	-25.50	43.40	27.90	H	68.30	22.50

Channel 62

Frequency (MHz)	Meas. Result (dB μ V/m)	Cable loss (dB)	Antenna Factor (dB/m)	Receiver Reading (dB μ V)	Limit (dB μ V/m)	Margin (dB)	Antenna Pol. (H/V)
17899.900	46.40	-25.50	43.40	28.50	V	68.30	21.90
17851.500	46.30	-25.50	43.40	28.40	V	68.30	22.00
17984.600	46.20	-25.50	43.40	28.30	H	68.30	22.10
17978.000	46.10	-25.50	43.40	28.20	V	68.30	22.20
17938.400	45.90	-25.50	43.40	28.00	V	68.30	22.40
5352.400	60.80	-16.90	33.40	44.30	H	68.30	7.50

Channel 102

Frequency (MHz)	Meas. Result (dBμV/m)	Cable loss (dB)	Antenna Factor (dB/m)	Receiver Reading (dBμV)	Limit (dBμV/m)	Margin (dB)	Antenna Pol. (H/V)
17950.500	45.90	-25.50	43.40	28.00	V	68.30	22.40
17987.900	45.80	-25.50	43.40	27.90	V	68.30	22.50
17903.200	45.70	-25.50	43.40	27.80	V	68.30	22.60
17964.800	45.70	-25.50	43.40	27.80	H	68.30	22.60
17981.300	45.70	-25.50	43.40	27.80	H	68.30	22.60
5458.500	52.60	-16.80	33.40	36.00	H	68.30	15.70

Channel 118

Frequency (MHz)	Meas. Result (dBμV/m)	Cable loss (dB)	Antenna Factor (dB/m)	Receiver Reading (dBμV)	Limit (dBμV/m)	Margin (dB)	Antenna Pol. (H/V)
17857.000	46.00	-25.50	43.40	28.10	H	68.30	22.30
17965.900	45.90	-25.50	43.40	28.00	H	68.30	22.40
17996.700	45.90	-25.50	43.40	28.00	H	68.30	22.40
17959.300	45.80	-25.50	43.40	27.90	H	68.30	22.50
17987.900	45.80	-25.50	43.40	27.90	H	68.30	22.50
17938.400	45.70	-25.50	43.40	27.80	H	68.30	22.60

Channel 134

Frequency (MHz)	Meas. Result (dBμV/m)	Cable loss (dB)	Antenna Factor (dB/m)	Receiver Reading (dBμV)	Limit (dBμV/m)	Margin (dB)	Antenna Pol. (H/V)
17921.900	46.20	-25.50	43.40	28.30	H	68.30	22.10
17978.000	46.20	-25.50	43.40	28.30	V	68.30	22.10
17949.400	45.90	-25.50	43.40	28.00	V	68.30	22.40
17997.800	45.80	-25.50	43.40	27.90	H	68.30	22.50
17877.900	45.70	-25.50	43.40	27.80	H	68.30	22.60
5728.600	53.90	-16.30	34.20	36.00	H	68.30	14.40

802.11ax-HT80 EUT43

Channel 42

Frequency (MHz)	Meas. Result (dBμV/m)	Cable loss (dB)	Antenna Factor (dB/m)	Receiver Reading (dBμV)	Limit (dBμV/m)	Margin (dB)	Antenna Pol. (H/V)
17931.800	46.40	-25.50	43.40	28.50	H	68.30	21.90
17997.800	46.40	-25.50	43.40	28.50	V	68.30	21.90
17967.000	45.90	-25.50	43.40	28.00	V	68.30	22.40
17971.400	45.90	-25.50	43.40	28.00	V	68.30	22.40
17742.600	45.80	-25.50	43.40	27.90	H	68.30	22.50
5149.300	57.10	-17.00	33.40	40.70	H	68.30	11.20

Channel 58

Frequency (MHz)	Meas. Result (dBμV/m)	Cable loss (dB)	Antenna Factor (dB/m)	Receiver Reading (dBμV)	Limit (dBμV/m)	Margin (dB)	Antenna Pol. (H/V)
17901.000	46.20	-25.50	43.40	28.30	H	68.30	22.10
17975.800	46.10	-25.50	43.40	28.20	H	68.30	22.20
17935.100	45.90	-25.50	43.40	28.00	V	68.30	22.40
17996.700	45.80	-25.50	43.40	27.90	H	68.30	22.50
17968.100	45.70	-25.50	43.40	27.80	V	68.30	22.60
5368.200	57.10	-16.90	33.40	40.60	H	68.30	11.20

Channel 106

Frequency (MHz)	Meas. Result (dBμV/m)	Cable loss (dB)	Antenna Factor (dB/m)	Receiver Reading (dBμV)	Limit (dBμV/m)	Margin (dB)	Antenna Pol. (H/V)
17895.500	46.80	-25.50	43.40	28.90	H	68.30	21.50
17947.200	46.50	-25.50	43.40	28.60	V	68.30	21.80
17945.000	46.30	-25.50	43.40	28.40	H	68.30	22.00
17912.000	46.10	-25.50	43.40	28.20	V	68.30	22.20
17760.200	45.60	-25.50	43.40	27.70	H	68.30	22.70
5457.100	50.20	-16.80	33.40	33.60	H	68.30	18.10

Sample: 17895.500MHz

 Result= P_{Mea} + Cable Loss + Antenna Factor

 Result(46.80 dBμV/m)= P_{Mea}(28.90 dBμV/m) + Cable Loss(-25.50dB) + Antenna Factor(43.40 dB/m)

A.7. AC Powerline Conducted Emission (150kHz- 30MHz)

Test Condition:

Voltage (V)	Frequency (Hz)
110	60

Measurement uncertainty:

Expanded measurement uncertainty for this test item is $U = 3.08\text{dB}$, $k=2$.

Measurement Result and limit:

EUT4+AE1+AE3+AE6

WLAN (Quasi-peak Limit)

Frequency range (MHz)	Quasi-peak Limit (dB μ V)	Result (dB μ V)		Conclusion
		With charger		
		11a mode	Idle	
0.15 to 0.5	66 to 56	Fig.37	Fig.38	P
0.5 to 5	56			
5 to 30	60			

NOTE: The limit decreases linearly with the logarithm of the frequency in the range 0.15 MHz to 0.5 MHz.

WLAN (Average Limit)

Frequency range (MHz)	Average Limit (dB μ V)	Result (dB μ V)		Conclusion
		With charger		
		11a mode	Idle	
0.15 to 0.5	56 to 46	Fig.37	Fig.38	P
0.5 to 5	46			
5 to 30	50			

NOTE: The limit decreases linearly with the logarithm of the frequency in the range 0.15 MHz to 0.5 MHz.

EUT43+AE11+AE13+AE16

WLAN (Quasi-peak Limit)

Frequency range (MHz)	Quasi-peak Limit (dB μ V)	Result (dB μ V)		Conclusion
		With charger		
		11a mode	Idle	
0.15 to 0.5	66 to 56	Fig.39	Fig.40	P
0.5 to 5	56			
5 to 30	60			

NOTE: The limit decreases linearly with the logarithm of the frequency in the range 0.15 MHz to 0.5 MHz.

WLAN (Average Limit)

Frequency range (MHz)	Average Limit (dB μ V)	Result (dB μ V)		Conclusion
		With charger		
		11a mode	Idle	
0.15 to 0.5	56 to 46	Fig.39	Fig.40	P
0.5 to 5	46			
5 to 30	50			

NOTE: The limit decreases linearly with the logarithm of the frequency in the range 0.15 MHz to 0.5 MHz.

Conclusion: PASS

Test graphs as below:

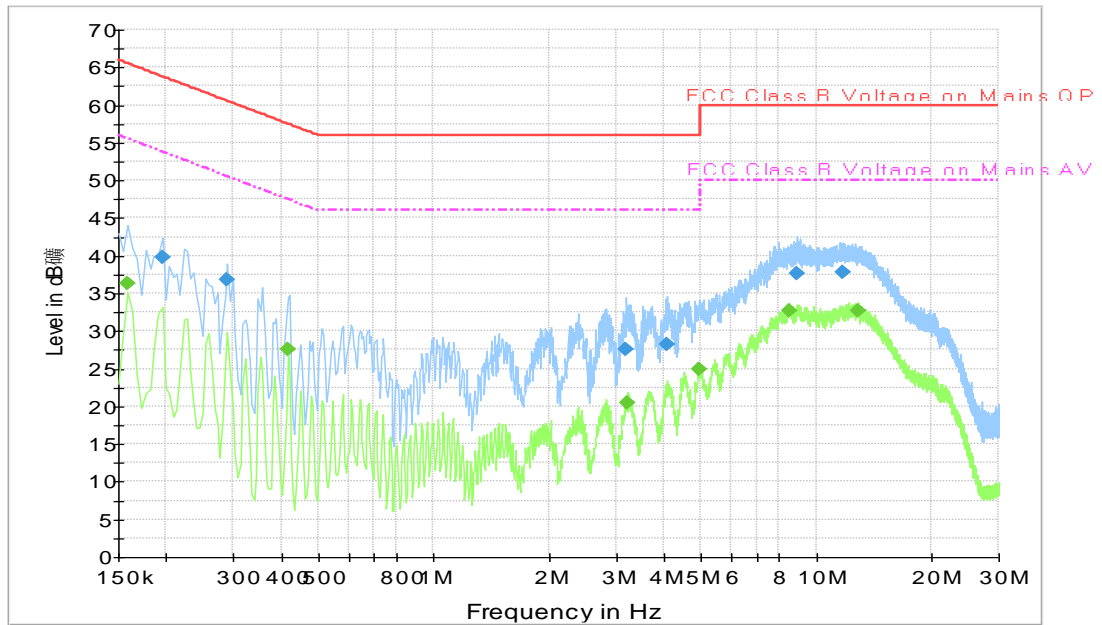


Fig.37 Conducted Emission(802.11a EUT4(M2001J2G)+AE1+AE3+AE6, Ch40, TX)

Measurement Result 1:

Frequency (MHz)	QuasiPeak (dBμV)	Line	Corr. (dB)	Margin (dB)	Limit (dBμV)
0.195000	39.8	N	19.9	24.0	63.8
0.289500	36.8	N	19.9	23.7	60.5
3.192000	27.5	N	19.8	28.5	56.0
4.074000	28.2	N	19.8	27.8	56.0
8.920500	37.7	L1	19.8	22.3	60.0
11.688000	37.9	L1	19.8	22.1	60.0

Measurement Result 2:

Frequency (MHz)	Average (dBμV)	Line	Corr. (dB)	Margin (dB)	Limit (dBμV)
0.159000	36.3	L1	19.8	19.2	55.5
0.415500	27.7	N	19.9	19.9	47.5
3.214500	20.4	N	19.8	25.6	46.0
4.951500	25.0	L1	19.8	21.0	46.0
8.497500	32.7	L1	19.8	17.3	50.0
12.894000	32.7	L1	19.9	17.3	50.0

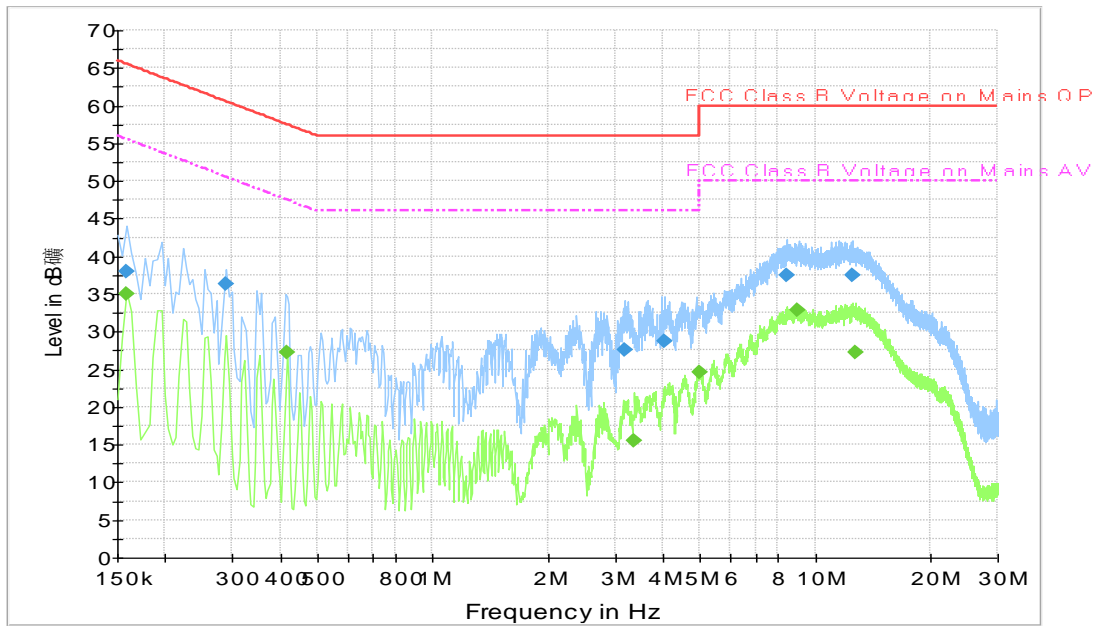


Fig.38 Conducted Emission(802.11a EUT4(M2001J2G)+AE1+AE3+AE6, IDLE)

Measurement Result 1:

Frequency (MHz)	QuasiPeak (dBμV)	Line	Corr. (dB)	Margin (dB)	Limit (dBμV)
0.159000	38.0	N	19.9	27.5	65.5
0.289500	36.3	N	19.9	24.2	60.5
3.178500	27.5	N	19.8	28.5	56.0
4.051500	28.7	N	19.8	27.3	56.0
8.452500	37.4	L1	19.8	22.6	60.0
12.534000	37.5	L1	19.9	22.5	60.0

Measurement Result 2:

Frequency (MHz)	Average (dBμV)	Line	Corr. (dB)	Margin (dB)	Limit (dBμV)
0.159000	34.9	L1	19.8	20.6	55.5
0.415500	27.2	N	19.9	20.3	47.5
3.363000	15.5	L1	19.8	30.5	46.0
4.983000	24.6	L1	19.8	21.4	46.0
8.979000	32.9	L1	19.8	17.1	50.0
12.718500	27.3	L1	19.9	22.7	50.0

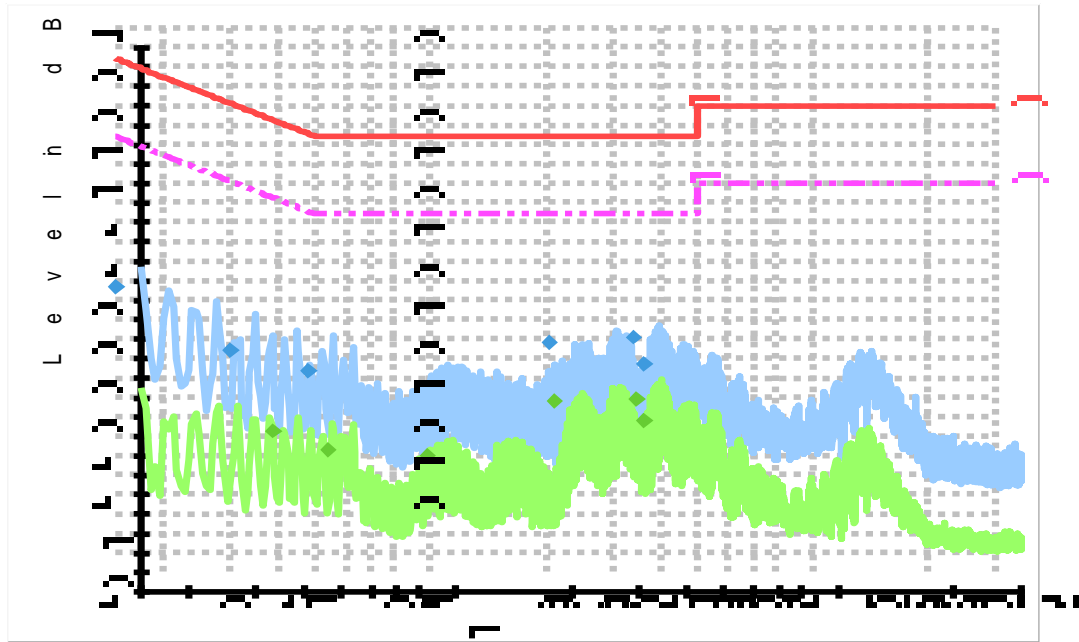


Fig.39 Conducted Emission(802.11a EUT43(M2001J1G)+AE11+AE13+AE16, Ch40, TX)

Measurement Result 1:

Frequency (MHz)	QuasiPeak (dB μ V)	Line	Corr. (dB)	Margin (dB)	Limit (dB μ V)
0.150000	36.7	N	20.2	29.3	66.0
0.298500	28.6	L1	19.8	31.7	60.3
0.478500	25.9	L1	19.8	30.5	56.4
2.044500	29.5	L1	19.8	26.5	56.0
3.381000	30.2	L1	19.8	25.8	56.0
3.619500	26.8	L1	19.8	29.2	56.0

Measurement Result 2:

Frequency (MHz)	Average (dB μ V)	Line	Corr. (dB)	Margin (dB)	Limit (dB μ V)
0.388500	18.2	L1	19.8	29.9	48.1
0.537000	15.8	L1	19.8	30.2	46.0
0.978000	15.0	L1	19.8	31.0	46.0
2.107500	21.9	L1	19.8	24.1	46.0
3.439500	22.3	L1	19.8	23.7	46.0
3.619500	19.4	L1	19.8	26.6	46.0

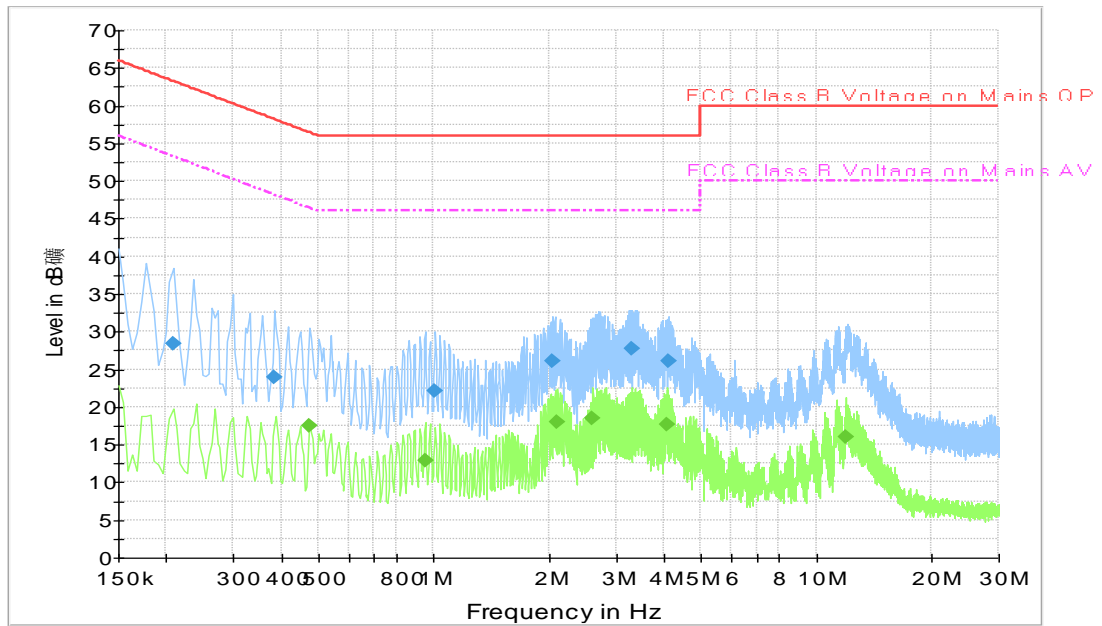


Fig.40 Conducted Emission(802.11a EUT43(M2001J1G)+AE11+AE13+AE16, IDLE)

Measurement Result 1:

Frequency (MHz)	QuasiPeak (dBμV)	Line	Corr. (dB)	Margin (dB)	Limit (dBμV)
0.208500	28.4	L1	19.8	34.9	63.3
0.384000	24.0	L1	19.8	34.2	58.2
1.009500	22.2	N	19.9	33.8	56.0
2.044500	26.1	L1	19.8	29.9	56.0
3.291000	27.7	L1	19.8	28.3	56.0
4.119000	26.0	L1	19.8	30.0	56.0

Measurement Result 2:

Frequency (MHz)	Average (dBμV)	Line	Corr. (dB)	Margin (dB)	Limit (dBμV)
0.474000	17.5	L1	19.8	29.0	46.4
0.951000	12.9	N	19.9	33.1	46.0
2.107500	17.9	L1	19.8	28.1	46.0
2.607000	18.4	L1	19.8	27.6	46.0
4.092000	17.7	L1	19.8	28.3	46.0
11.985000	16.0	L1	19.8	34.0	50.0

A.8. 99% Occupied bandwidth

Method of Measurement: See ANSI C63.10-2013-clause 12.4.2.

- a) The instrument center frequency is set to the nominal EUT channel center frequency. The frequency span for the spectrum analyzer shall be between 1.5 times and 5.0 times the OBW.
- b) The nominal IF filter bandwidth (3 dB RBW) shall be in the range of 1% to 5% of the OBW, and VBW shall be approximately three times the RBW, unless otherwise specified by the applicable requirement.
- c) Set the reference level of the instrument as required, keeping the signal from exceeding the maximum input mixer level for linear operation. In general, the peak of the spectral envelope shall be more than $[10 \log (OBW/RBW)]$ below the reference level. Specific guidance is given in 4.1.5.2.
- d) Step a) through step c) might require iteration to adjust within the specified range.
- e) Video averaging is not permitted. Where practical, a sample detection and single sweep mode shall be used. Otherwise, peak detection and max hold mode (until the trace stabilizes) shall be used.
- f) Use the 99% power bandwidth function of the instrument (if available) and report the measured bandwidth.
- g) If the instrument does not have a 99% power bandwidth function, then the trace data points are recovered and directly summed in linear power terms. The recovered amplitude data points, beginning at the lowest frequency, are placed in a running sum until 0.5% of the total is reached; that frequency is recorded as the lower frequency. The process is repeated until 99.5% of the total is reached; that frequency is recorded as the upper frequency. The 99% power bandwidth is the difference between these two frequencies.
- h) The occupied bandwidth shall be reported by providing plot(s) of the measuring instrument display; the plot axes and the scale units per division shall be clearly labeled. Tabular data may be reported in addition to the plot(s).

Measurement Uncertainty:

Measurement Uncertainty	60.80Hz
-------------------------	---------

Measurement Result:

MIMO&CDD

ANT3

Mode	Frequency	99% Occupied bandwidth (MHz)	conclusion
802.11a	5180 MHz	16.56	P
	5200 MHz	16.60	P
	5240 MHz	16.64	P
802.11n HT20	5180 MHz	17.72	P
	5200 MHz	17.76	P
	5240 MHz	17.76	P
802.11ac HT20	5180 MHz	17.76	P
	5200 MHz	17.76	P
	5240 MHz	17.72	P

802.11n HT40	5190 MHz	36.00	P
	5230 MHz	36.00	P
802.11ac HT40	5190 MHz	36.00	P
	5230 MHz	36.00	P
802.11ac HT80	5210 MHz	75.36	P
802.11ax-HE20 (RU242)	5180 MHz	18.95	P
	5200 MHz	18.94	P
	5240 MHz	18.92	P
802.11ax-HE40 (RU484)	5190 MHz	38.04	P
	5230 MHz	38.04	P
802.11ax-HE80 (RU996)	5210 MHz	77.02	P

Conclusion: PASS

ANT4

Mode	Frequency	99% Occupied bandwidth (MHz)	conclusion
802.11a	5180 MHz	16.52	P
	5200 MHz	16.56	P
	5240 MHz	16.60	P
802.11n HT20	5180 MHz	17.72	P
	5200 MHz	17.72	P
	5240 MHz	17.72	P
802.11ac HT20	5180 MHz	17.72	P
	5200 MHz	17.72	P
	5240 MHz	17.72	P
802.11n HT40	5190 MHz	36.00	P
	5230 MHz	36.08	P
802.11ac HT40	5190 MHz	35.92	P
	5230 MHz	36.08	P
802.11ac HT80	5210 MHz	75.36	P
802.11ax-HE20 (RU242)	5180 MHz	18.93	P
	5200 MHz	18.91	P
	5240 MHz	18.94	P
802.11ax-HE40 (RU484)	5190 MHz	38.03	P
	5230 MHz	38.05	P
802.11ax-HE80 (RU996)	5210 MHz	77.09	P

Conclusion: PASS



A.9. Power control

A Transmission Power Control mechanism is not required for systems with an e.i.r.p. of less than 27dBm (500 mW).

ANNEX B: Accreditation Certificate

<p>United States Department of Commerce National Institute of Standards and Technology</p>  <hr/> <p>Certificate of Accreditation to ISO/IEC 17025:2005</p> <hr/> <p>NVLAP LAB CODE: 600118-0</p> <p>Telecommunication Technology Labs, CAICT Beijing China</p> <p><i>is accredited by the National Voluntary Laboratory Accreditation Program for specific services, listed on the Scope of Accreditation, for:</i></p> <p>Electromagnetic Compatibility & Telecommunications</p> <p><i>This laboratory is accredited in accordance with the recognized International Standard ISO/IEC 17025:2005. This accreditation demonstrates technical competence for a defined scope and the operation of a laboratory quality management system (refer to joint ISO-ILAC-IAF Communique dated January 2009).</i></p> <hr/> <table border="0" style="width: 100%;"><tr><td style="width: 40%; text-align: center;"><p>2019-09-26 through 2020-09-30 <i>Effective Dates</i></p></td><td style="width: 20%; text-align: center;"></td><td style="width: 40%; text-align: center;"> <i>For the National Voluntary Laboratory Accreditation Program</i></td></tr></table>		<p>2019-09-26 through 2020-09-30 <i>Effective Dates</i></p>		 <i>For the National Voluntary Laboratory Accreditation Program</i>
<p>2019-09-26 through 2020-09-30 <i>Effective Dates</i></p>		 <i>For the National Voluntary Laboratory Accreditation Program</i>		

*** END OF REPORT BODY ***