
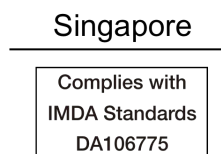
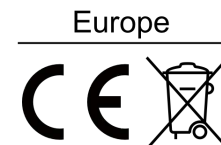


FCC E-Label Information

A. Images of the e-label screen are provided below:

Model M2003J6B2G



5V === 3A 9V === 3A
12V === 2.25A 20V === 1.35A
11V === 3A Max

B. Access to the required information on the e-label

Users are able to access the information in no more than three steps in a device's menu.

The actual steps are:

Settings> About Phone >Certification or

select Setting, then type "Certification" into the search bar.