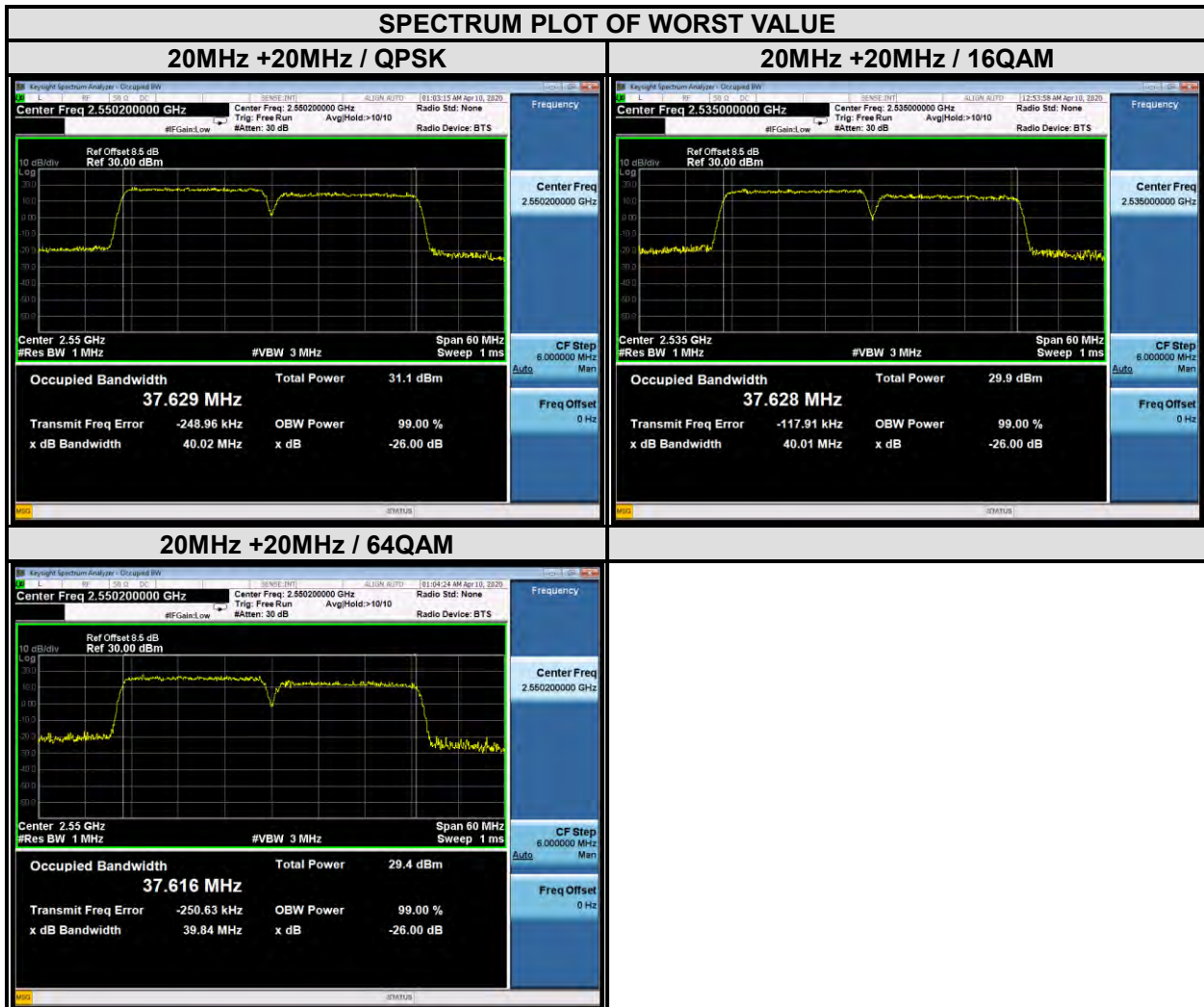


LTE BAND 7 CA							
CHANNEL BANDWIDTH: 20MHz +20MHz							
CHANNEL		99% OCCUPIED BANDWIDTH (MHz)			26dB BANDWIDTH (MHz)		
PCC	SCC	QPSK	16QAM	64QAM	QPSK	16QAM	64QAM
20850	21048	37.620	37.502	37.507	40.02	39.88	40.02
21001	21199	37.610	37.628	37.574	40.01	40.06	40.01
21152	21350	37.629	37.586	37.616	39.96	39.84	39.96



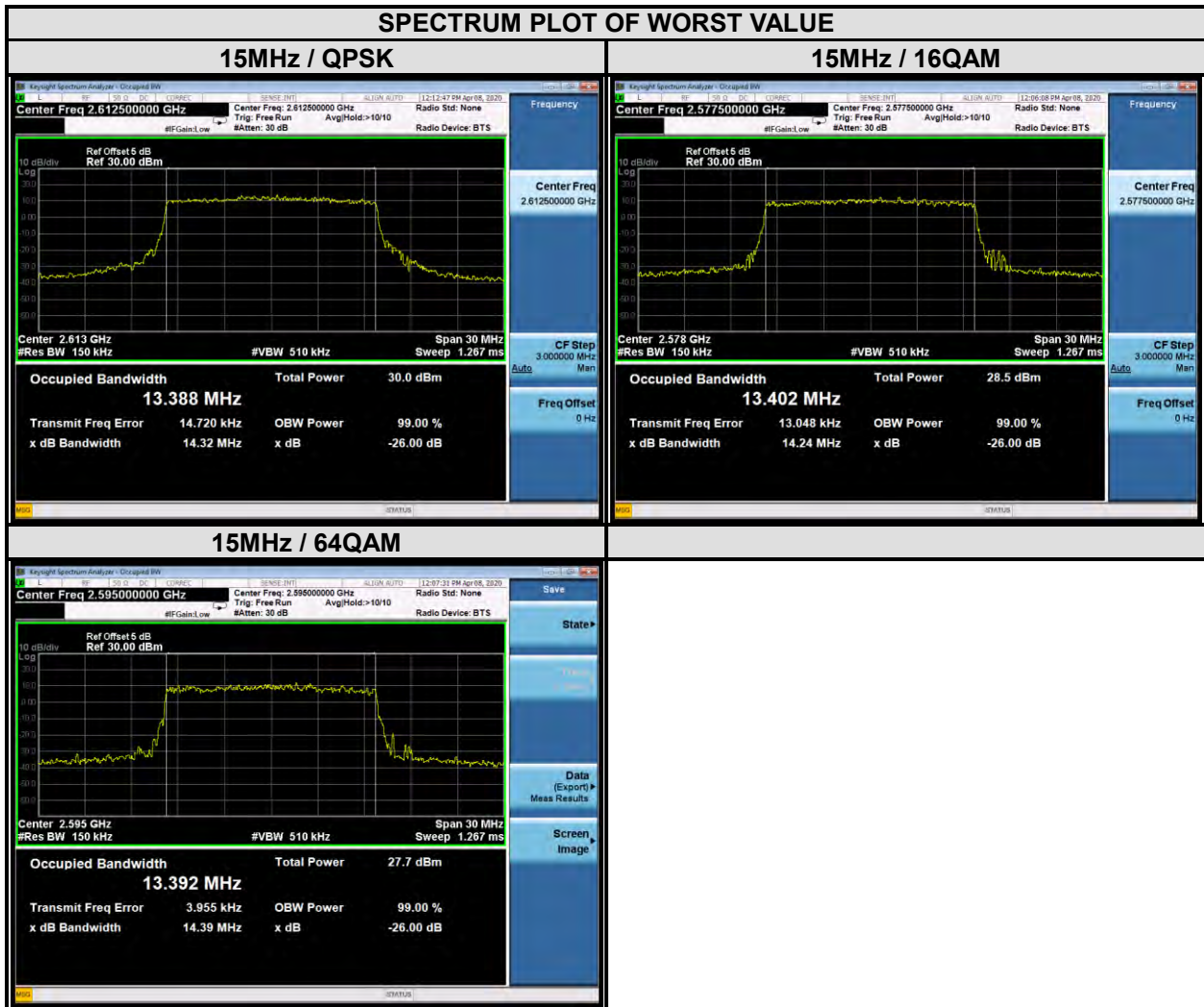
LTE BAND 38							
CHANNEL BANDWIDTH:5MHz							
CHANNEL	FREQUENCY (MHz)	99% OCCUPIED BANDWIDTH (MHz)			26dB BANDWIDTH (MHz)		
		QPSK	16QAM	64QAM	QPSK	16QAM	64QAM
37775	2572.5	4.48	4.47	4.46	4.83	4.88	4.86
38000	2595	4.47	4.47	4.45	4.85	4.89	4.80
38225	2617.5	4.47	4.47	4.47	4.87	4.88	4.87



LTE BAND 38							
CHANNEL BANDWIDTH: 10MHz							
CHANNEL	FREQUENCY (MHz)	99% OCCUPIED BANDWIDTH (MHz)			26dB BANDWIDTH (MHz)		
		QPSK	16QAM	64QAM	QPSK	16QAM	64QAM
37800	2575	8.95	8.95	8.95	9.79	9.49	9.52
38000	2595	8.95	8.94	8.94	9.78	9.61	9.58
38200	2615	8.95	8.96	8.95	9.75	9.50	9.66



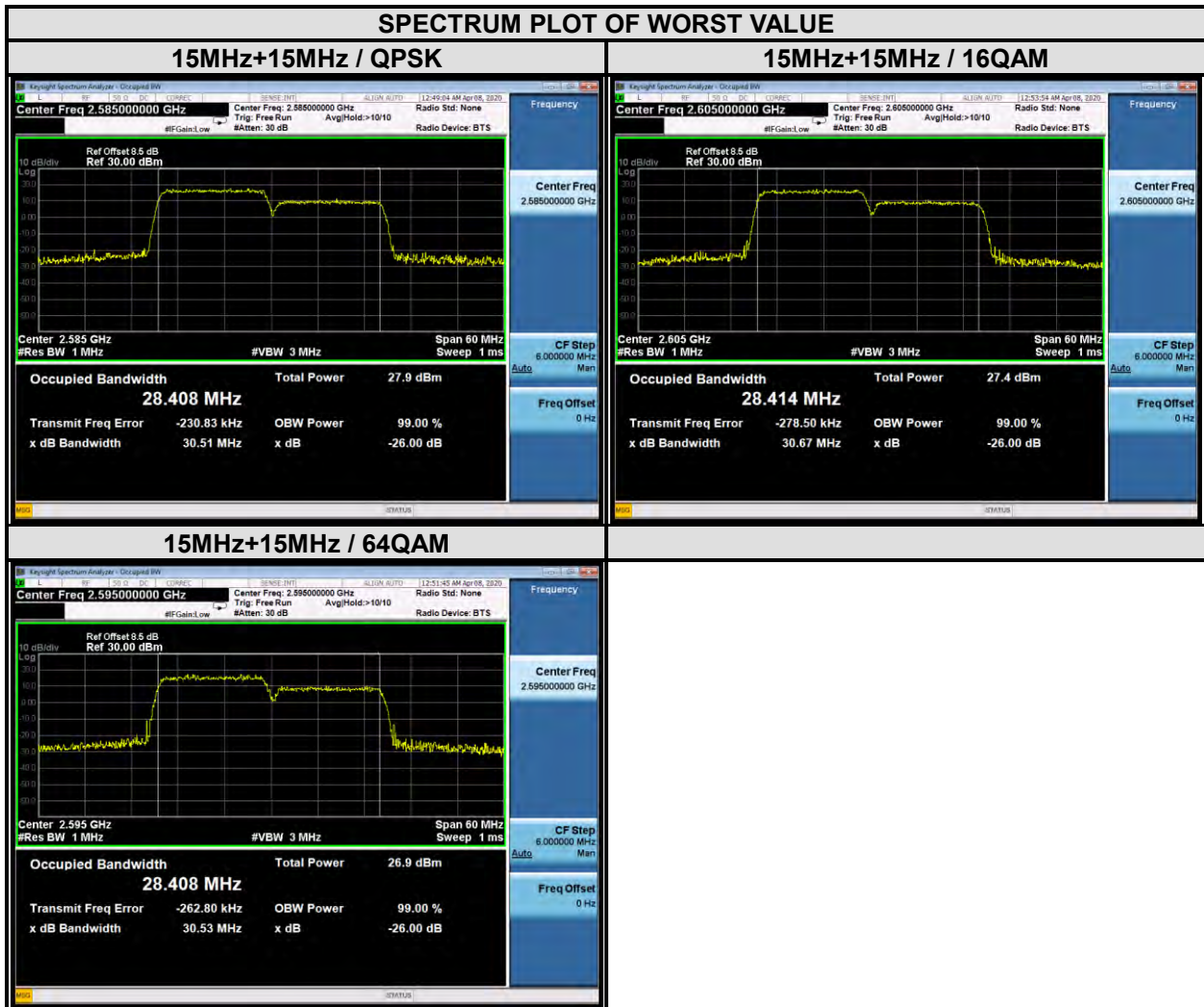
LTE BAND 38							
CHANNEL BANDWIDTH: 15MHz							
CHANNEL	FREQUENCY (MHz)	99% OCCUPIED BANDWIDTH (MHz)			26dB BANDWIDTH (MHz)		
		QPSK	16QAM	64QAM	QPSK	16QAM	64QAM
37825	2577.5	13.37	13.40	13.38	14.46	14.24	14.41
38000	2595	13.33	13.38	13.39	14.30	14.38	14.39
38175	2612.5	13.39	13.39	13.39	14.32	14.68	14.35



LTE BAND 38							
CHANNEL BANDWIDTH: 20MHz							
CHANNEL	FREQUENCY (MHz)	99% OCCUPIED BANDWIDTH (MHz)			26dB BANDWIDTH (MHz)		
		QPSK	16QAM	64QAM	QPSK	16QAM	64QAM
37850	2580	17.84	17.89	17.90	18.99	19.16	19.12
38000	2595	17.86	17.84	17.88	19.28	19.06	18.84
38150	2610	17.89	17.88	17.86	19.13	19.18	18.93



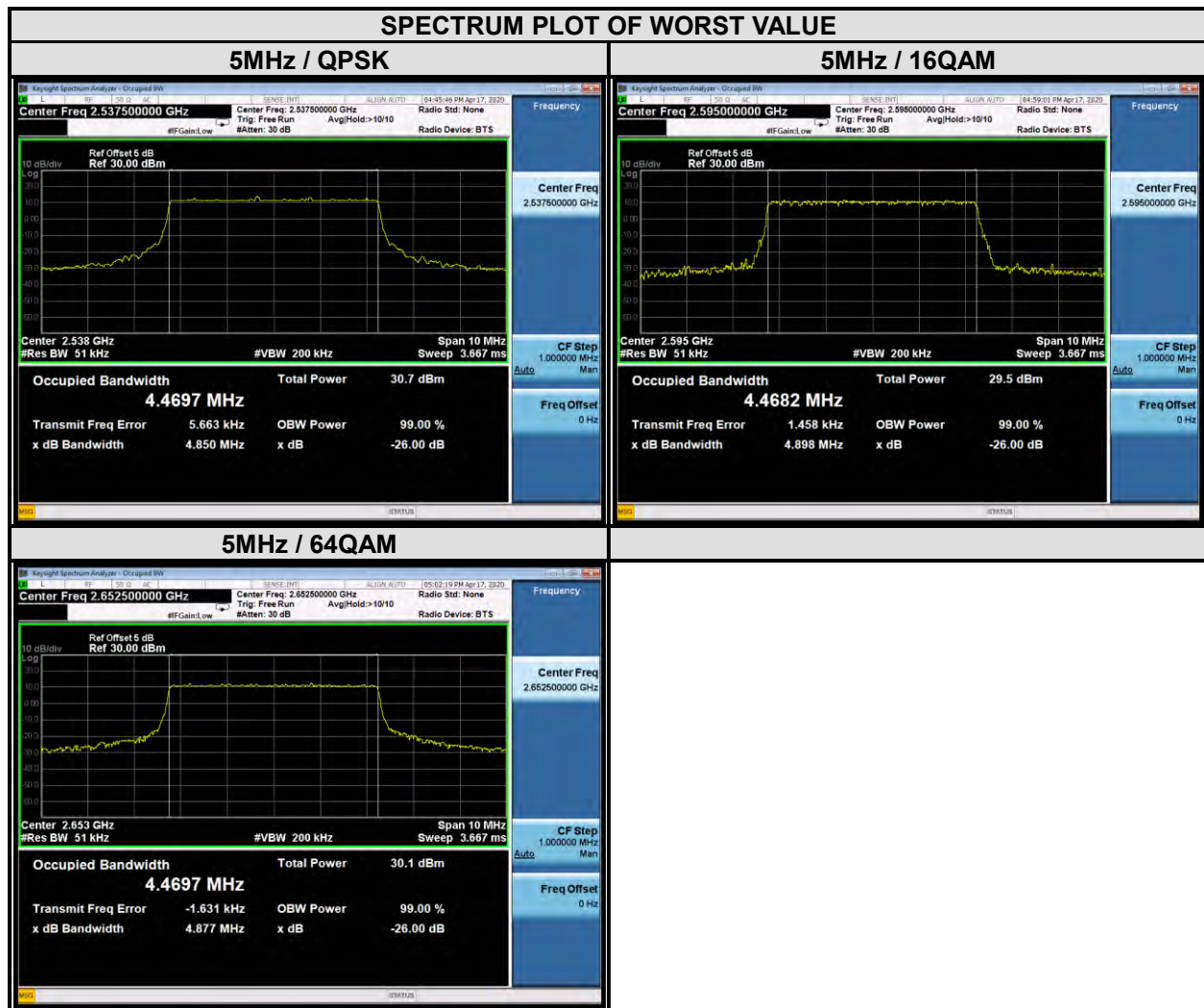
LTE BAND CA_38C							
CHANNEL BANDWIDTH: 15MHz+15MHz							
CHANNEL		99% OCCUPIED BANDWIDTH (MHz)			26dB BANDWIDTH (MHz)		
PCC	SCC	QPSK	16QAM	64QAM	QPSK	16QAM	64QAM
37825	37975	28.408	28.346	28.394	30.51	30.70	30.42
37925	38075	28.354	28.384	28.408	31.22	30.59	30.53
38025	38175	28.295	28.414	28.386	30.52	30.67	30.57



LTE BAND CA_38C							
CHANNEL BANDWIDTH: 20MHz+20MHz							
CHANNEL		99% OCCUPIED BANDWIDTH (MHz)			26dB BANDWIDTH (MHz)		
PCC	SCC	QPSK	16QAM	64QAM	QPSK	16QAM	64QAM
37850	38048	37.468	37.335	37.301	39.95	39.92	39.84
37901	38099	37.443	37.381	37.341	39.91	39.83	40.08
37952	38150	37.375	37.376	37.311	40.01	39.89	39.84



LTE BAND 41							
CHANNEL BANDWIDTH:5MHz							
CHANNEL	FREQUENCY (MHz)	99% OCCUPIED BANDWIDTH (MHz)			26dB BANDWIDTH (MHz)		
		QPSK	16QAM	64QAM	QPSK	16QAM	64QAM
40065	2537.5	4.47	4.46	4.46	4.85	4.83	4.84
40640	2595	4.47	4.47	4.45	4.84	4.90	4.80
41215	2652.5	4.47	4.47	4.47	4.92	4.88	4.88



LTE BAND 41							
CHANNEL BANDWIDTH: 10MHz							
CHANNEL	FREQUENCY (MHz)	99% OCCUPIED BANDWIDTH (MHz)			26dB BANDWIDTH (MHz)		
		QPSK	16QAM	64QAM	QPSK	16QAM	64QAM
40090	2540	8.94	8.94	8.96	9.74	9.56	9.47
40640	2595	8.94	8.94	8.94	9.57	9.64	9.62
41190	2650	8.95	8.96	8.94	9.80	9.61	9.55



LTE BAND 41							
CHANNEL BANDWIDTH: 15MHz							
CHANNEL	FREQUENCY (MHz)	99% OCCUPIED BANDWIDTH (MHz)			26dB BANDWIDTH (MHz)		
		QPSK	16QAM	64QAM	QPSK	16QAM	64QAM
40115	2542.5	13.37	13.41	13.36	14.17	14.18	14.10
40640	2595	13.38	13.36	13.36	14.53	14.38	14.37
41165	2647.5	13.36	13.37	13.38	14.24	14.52	14.08



LTE BAND 41							
CHANNEL BANDWIDTH: 20MHz							
CHANNEL	FREQUENCY (MHz)	99% OCCUPIED BANDWIDTH (MHz)			26dB BANDWIDTH (MHz)		
		QPSK	16QAM	64QAM	QPSK	16QAM	64QAM
40140	2545	17.87	17.88	17.88	19.08	19.05	18.90
40640	2595	17.88	17.86	17.89	18.90	19.18	18.96
41140	2645	17.84	17.88	17.88	19.09	18.97	18.79

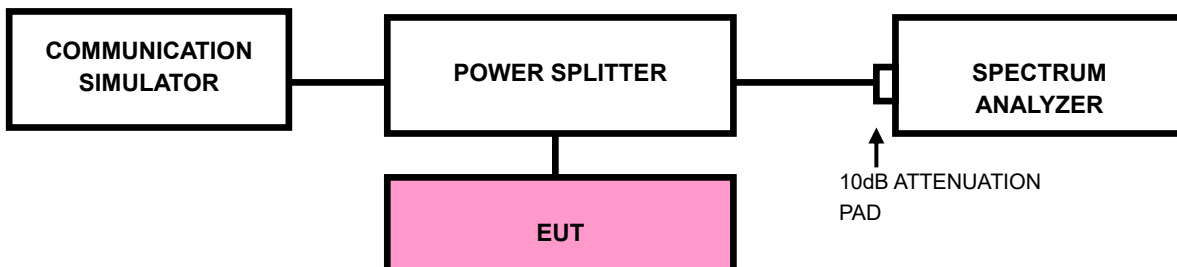


3.4 BAND EDGE MEASUREMENT

3.4.1 LIMITS OF BAND EDGE MEASUREMENT

According to FCC 27.53(m)(4) specified that For mobile digital stations, the attenuation factor shall be not less than $40 + 10 \log (P)$ dB on all frequencies between the channel edge and 5 megahertz from the channel edge, $43 + 10 \log (P)$ dB on all frequencies between 5 megahertz and X megahertz from the channel edge, and $55 + 10 \log (P)$ dB on all frequencies more than X megahertz from the channel edge, where X is the greater of 6 megahertz or the actual emission bandwidth as defined in paragraph (m)(6) of this section. In addition, the attenuation factor shall not be less that $43 + 10 \log (P)$ dB on all frequencies between 2490.5 MHz and 2496 MHz and $55 + 10 \log (P)$ dB at or below 2490.5 MHz. Mobile Satellite Service licensees operating on frequencies below 2495 MHz may also submit a documented interference complaint against BRS licensees operating on channel BRS Channel 1 on the same terms and conditions as adjacent channel BRS or EBS licensees. For mobile digital stations, in the 1 megahertz bands immediately outside and adjacent to the frequency block a resolution bandwidth of at least two percent may be employed.

3.4.2 TEST SETUP



3.4.3 TEST PROCEDURES

- a. The EUT was set up for the maximum peak power with LTE link data modulation. The power was measured with R&S Spectrum Analyzer. All measurements were done at 2 channels (low and high operational frequency range.).
- b. The band edge measurement used the power splitter via EUT RF power connector between simulation base station and spectrum analyzer.
- c. The center frequency of spectrum is the band edge frequency and span is 35MHz. RBW of the spectrum is 100kHz and VBW of the spectrum is 300kHz (Channel bandwidth 5MHz).
- d. The center frequency of spectrum is the band edge frequency and span is 50MHz. RBW of the spectrum is 200kHz and VBW of the spectrum is 1MHz (Channel bandwidth 10MHz).
- e. The center frequency of spectrum is the band edge frequency and span is 60MHz. RBW of the spectrum is 300kHz and VBW of the spectrum is 1MHz (Channel bandwidth 15MHz).
- f. The center frequency of spectrum is the band edge frequency and span is 80MHz. RBW of the spectrum is 500kHz and VBW of the spectrum is 2MHz (Channel bandwidth 20MHz).
- g. Record the max trace plot into the test report.

3.4.4 TEST RESULTS

