

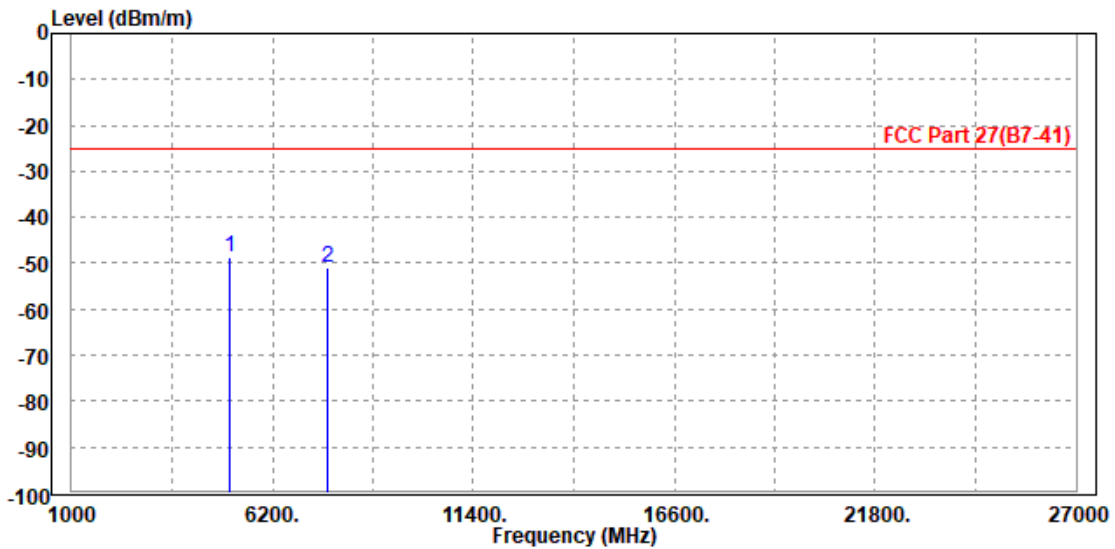


Test Report No.: RF200106W008-7

**CHANNEL BANDWIDTH: 20MHz / QPSK**

<b>MODE</b>	TX channel 21100	<b>FREQUENCY RANGE</b>	Above 1000MHz
<b>ENVIRONMENTAL CONDITIONS</b>	23deg. C, 70%RH	<b>INPUT POWER</b>	DC5V/9V/10V/12V from adapter
<b>TESTED BY</b>	Star Le		
<b>ANTENNA POLARITY &amp; TEST DISTANCE: HORIZONTAL AT 3 M</b>			

	Freq	Level	Read Level	Limit Line	Over Limit	Factor	Remark	Pol/Phase
	MHz	dBm/m	dBm	dBm/m	dB	dB/m		
1	PP 5082.000	-48.80	-57.57	-25.00	-23.80	8.77	Peak	Horizontal
2	7605.000	-50.90	-62.30	-25.00	-25.90	11.40	Peak	Horizontal

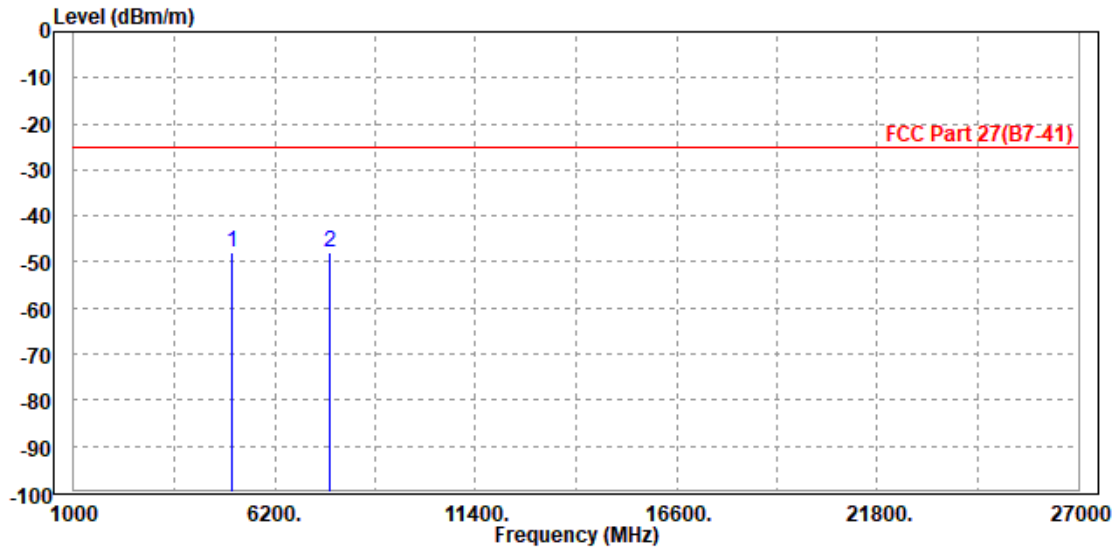




Test Report No.: RF200106W008-7

MODE	TX channel 21100	FREQUENCY RANGE	Above 1000MHz
ENVIRONMENTAL CONDITIONS	23deg. C, 70%RH	INPUT POWER	DC5V/9V/10V/12V from adapter
TESTED BY	Star Le		
<b>ANTENNA POLARITY &amp; TEST DISTANCE: VERTICAL AT 3 M</b>			

	Freq	Level	Read Level	Limit Line	Over Limit	Factor	Remark	Pol/Phase
	MHz	dBm/m	dBm	dBm/m	dB	dB/m		
1	PP 5082.000	-47.79	-57.66	-25.00	-22.79	9.87	Peak	Vertical
2	7605.000	-47.85	-60.63	-25.00	-22.85	12.78	Peak	Vertical





BUREAU VERITAS

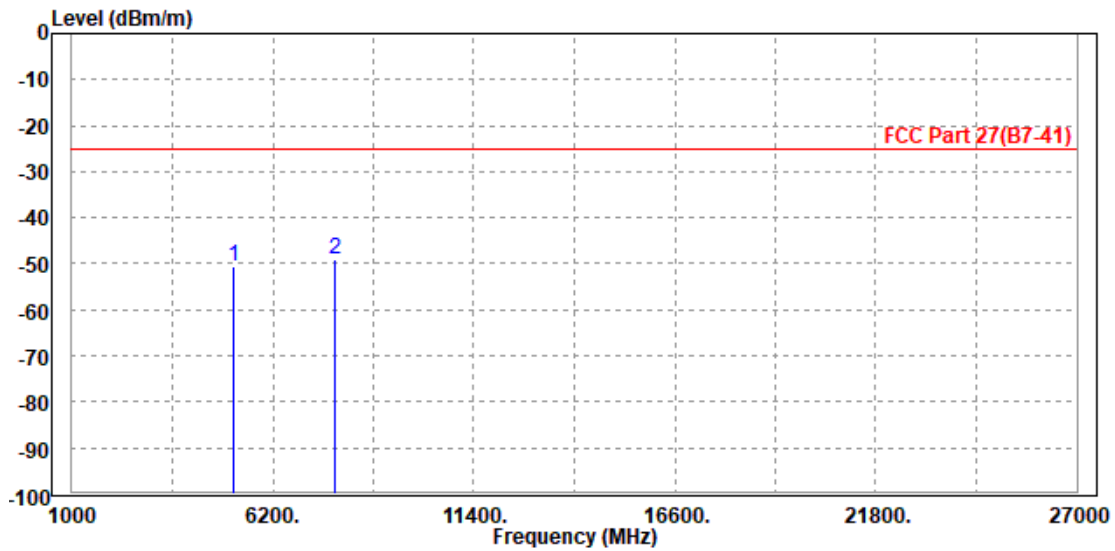
Test Report No.: RF200106W008-7

LTE Band 38

CHANNEL BANDWIDTH: 5MHz / QPSK

MODE	TX channel 38000	FREQUENCY RANGE	Above 1000MHz
ENVIRONMENTAL CONDITIONS	23deg. C, 70%RH	INPUT POWER	DC5V/9V/10V/12V from adapter
TESTED BY	Star Le		
<b>ANTENNA POLARITY &amp; TEST DISTANCE: HORIZONTAL AT 3 M</b>			

	Freq	Level	Read Level	Limit Line	Over Limit	Factor	Remark	Pol/Phase
	MHz	dBm/m	dBm	dBm/m	dB	dB/m		
1	5186.000	-50.58	-59.66	-25.00	-25.58	9.08	Peak	Horizontal
2 PP	7785.000	-48.88	-60.36	-25.00	-23.88	11.48	Peak	Horizontal

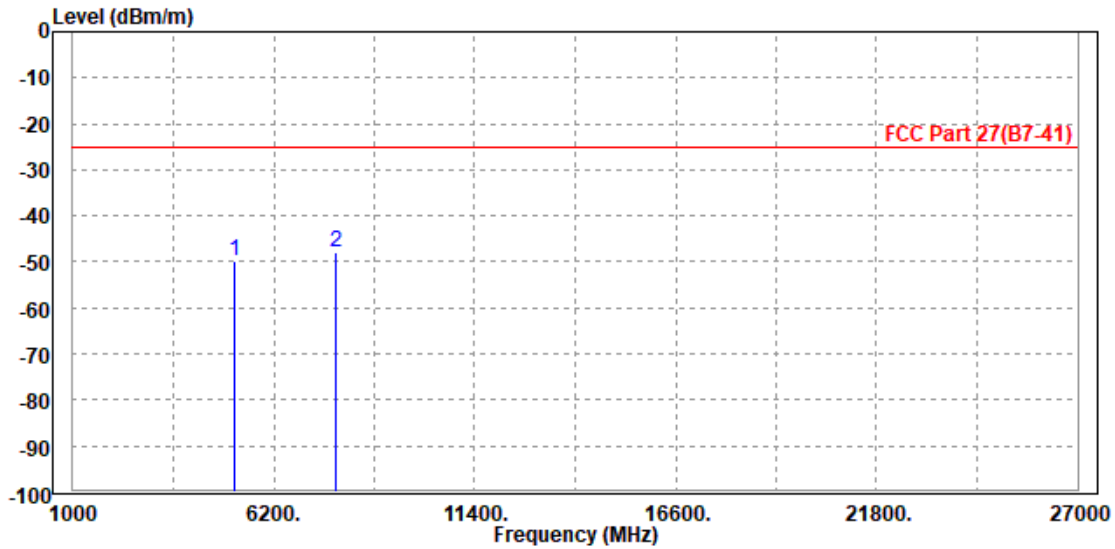




Test Report No.: RF200106W008-7

MODE	TX channel 38000	FREQUENCY RANGE	Above 1000MHz
ENVIRONMENTAL CONDITIONS	23deg. C, 70%RH	INPUT POWER	DC5V/9V/10V/12V from adapter
TESTED BY	Star Le		
<b>ANTENNA POLARITY &amp; TEST DISTANCE: VERTICAL AT 3 M</b>			

	Freq	Level	Read Level	Limit Line	Over Limit	Factor	Remark	Pol/Phase
	MHz	dBm/m	dBm	dBm/m	dB	dB/m		
1	5186.000	-49.76	-59.59	-25.00	-24.76	9.83	Peak	Vertical
2	PP 7785.000	-47.74	-60.59	-25.00	-22.74	12.85	Peak	Vertical





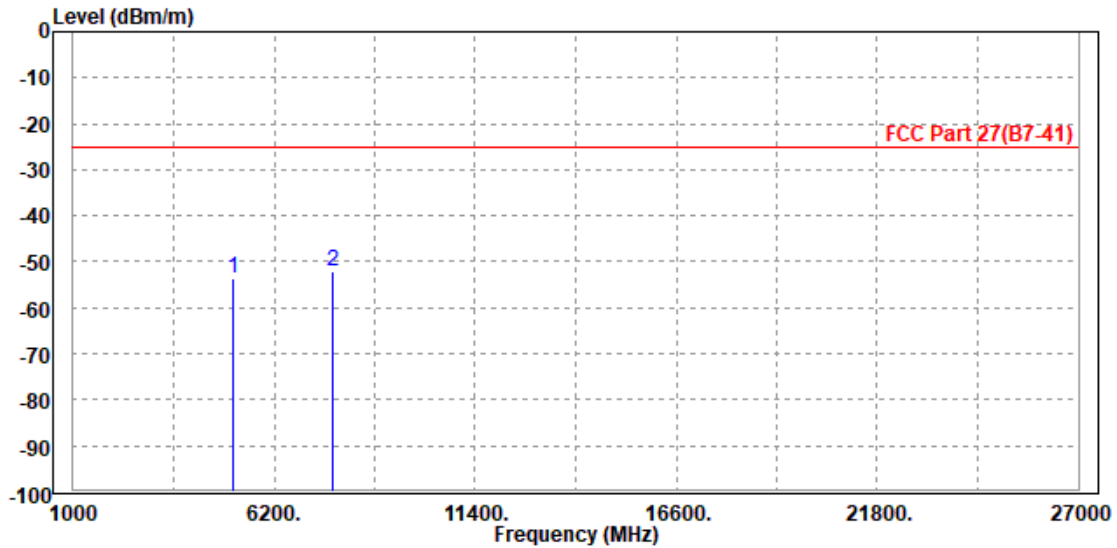
Test Report No.: RF200106W008-7

CHANNEL BANDWIDTH: 10MHz / QPSK

CH 37800

MODE	TX channel 37800	FREQUENCY RANGE	Above 1000MHz
ENVIRONMENTAL CONDITIONS	23deg. C, 70%RH	INPUT POWER	DC5V/9V/10V/12V from adapter
TESTED BY	Star Le		
<b>ANTENNA POLARITY &amp; TEST DISTANCE: HORIZONTAL AT 3 M</b>			

	Freq	Level	Read Level	Limit Line	Over Limit	Factor	Remark	Pol/Phase
	MHz	dBm/m	dBm	dBm/m	dB	dB/m		
1	5160.000	-53.71	-62.71	-25.00	-28.71	9.00	Peak	Horizontal
2 PP	7725.000	-52.07	-63.52	-25.00	-27.07	11.45	Peak	Horizontal

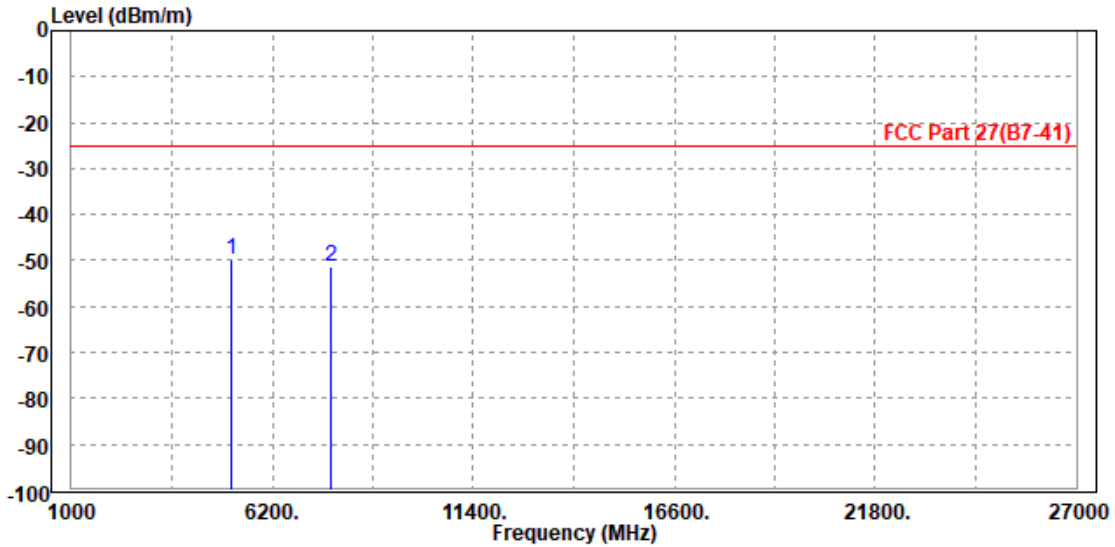




Test Report No.: RF200106W008-7

<b>MODE</b>	TX channel 37800	<b>FREQUENCY RANGE</b>	Above 1000MHz
<b>ENVIRONMENTAL CONDITIONS</b>	23deg. C, 70%RH	<b>INPUT POWER</b>	DC5V/9V/10V/12V from adapter
<b>TESTED BY</b>	Star Le		
<b>ANTENNA POLARITY &amp; TEST DISTANCE: VERTICAL AT 3 M</b>			

	Freq	Level	Read Level	Limit Line	Over Limit	Factor	Remark	Pol/Phase
	MHz	dBm/m	dBm	dBm/m	dB	dB/m		
1	PP 5160.000	-49.71	-59.55	-25.00	-24.71	9.84	Peak	Vertical
2	7725.000	-51.17	-64.00	-25.00	-26.17	12.83	Peak	Vertical



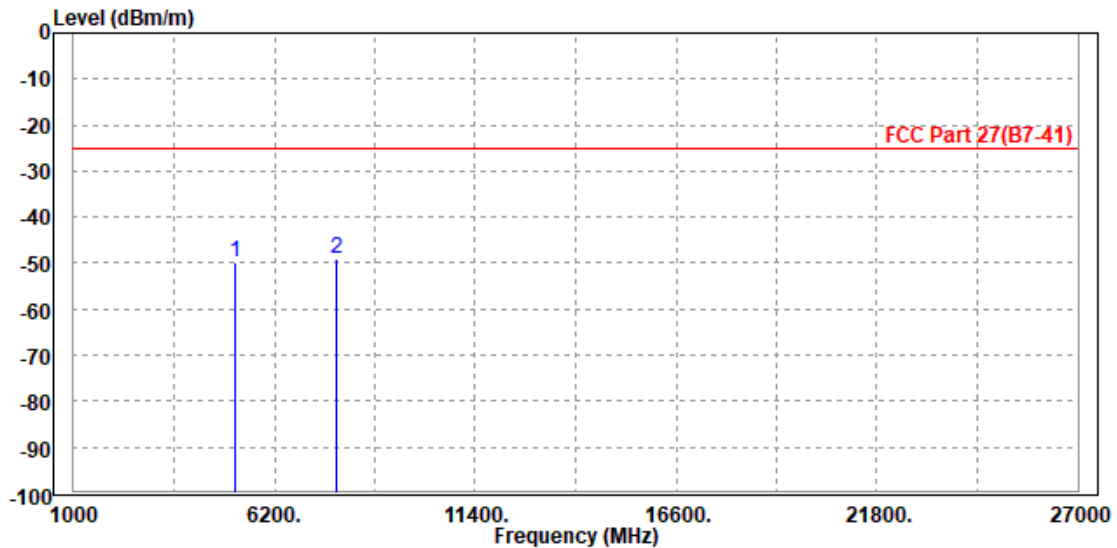


Test Report No.: RF200106W008-7

CH 38000

<b>MODE</b>	TX channel 38000	<b>FREQUENCY RANGE</b>	Above 1000MHz
<b>ENVIRONMENTAL CONDITIONS</b>	23deg. C, 70%RH	<b>INPUT POWER</b>	DC5V/9V/10V/12V from adapter
<b>TESTED BY</b>	Star Le		
<b>ANTENNA POLARITY &amp; TEST DISTANCE: HORIZONTAL AT 3 M</b>			

	Freq	Level	Read Level	Limit Line	Over Limit	Factor	Remark	Pol/Phase
	MHz	dBm/m	dBm	dBm/m	dB	dB/m		
1	5186.000	-49.92	-59.00	-25.00	-24.92	9.08	Peak	Horizontal
2 PP	7785.000	-48.96	-60.44	-25.00	-23.96	11.48	Peak	Horizontal

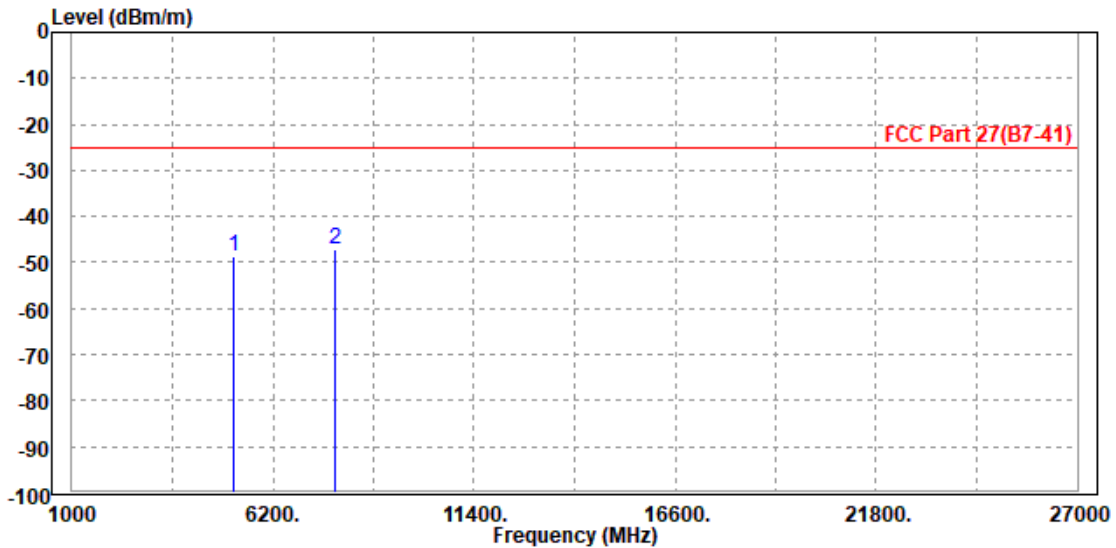




Test Report No.: RF200106W008-7

<b>MODE</b>	TX channel 38000	<b>FREQUENCY RANGE</b>	Above 1000MHz
<b>ENVIRONMENTAL CONDITIONS</b>	23deg. C, 70%RH	<b>INPUT POWER</b>	DC5V/9V/10V/12V from adapter
<b>TESTED BY</b>	Star Le		
<b>ANTENNA POLARITY &amp; TEST DISTANCE: VERTICAL AT 3 M</b>			

	Freq	Level	Read Level	Limit Line	Over Limit	Factor	Remark	Pol/Phase
	MHz	dBm/m	dBm	dBm/m	dB	dB/m		
1	5186.000	-48.50	-58.33	-25.00	-23.50	9.83	Peak	Vertical
2	PP 7785.000	-47.21	-60.06	-25.00	-22.21	12.85	Peak	Vertical





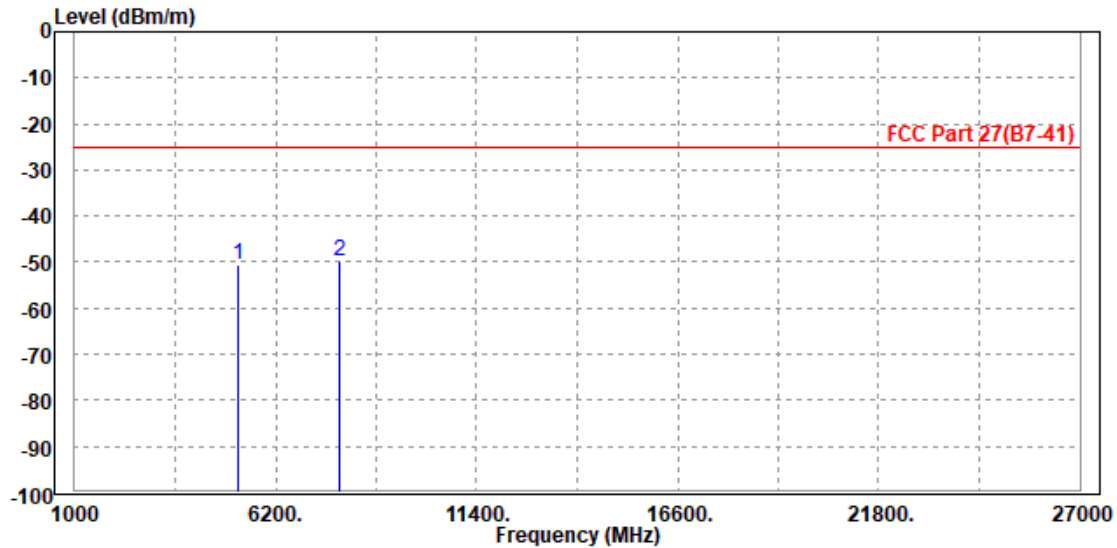


Test Report No.: RF200106W008-7

CH 38200

<b>MODE</b>	TX channel 38200	<b>FREQUENCY RANGE</b>	Above 1000MHz
<b>ENVIRONMENTAL CONDITIONS</b>	23deg. C, 70%RH	<b>INPUT POWER</b>	DC5V/9V/10V/12V from adapter
<b>TESTED BY</b>	Star Le		
<b>ANTENNA POLARITY &amp; TEST DISTANCE: HORIZONTAL AT 3 M</b>			

	Freq	Level	Read Level	Limit Line	Over Limit	Factor	Remark	Pol/Phase
	MHz	dBm/m	dBm	dBm/m	dB	dB/m		
1	5238.000	-50.54	-59.78	-25.00	-25.54	9.24	Peak	Horizontal
2	PP 7845.000	-49.73	-61.23	-25.00	-24.73	11.50	Peak	Horizontal

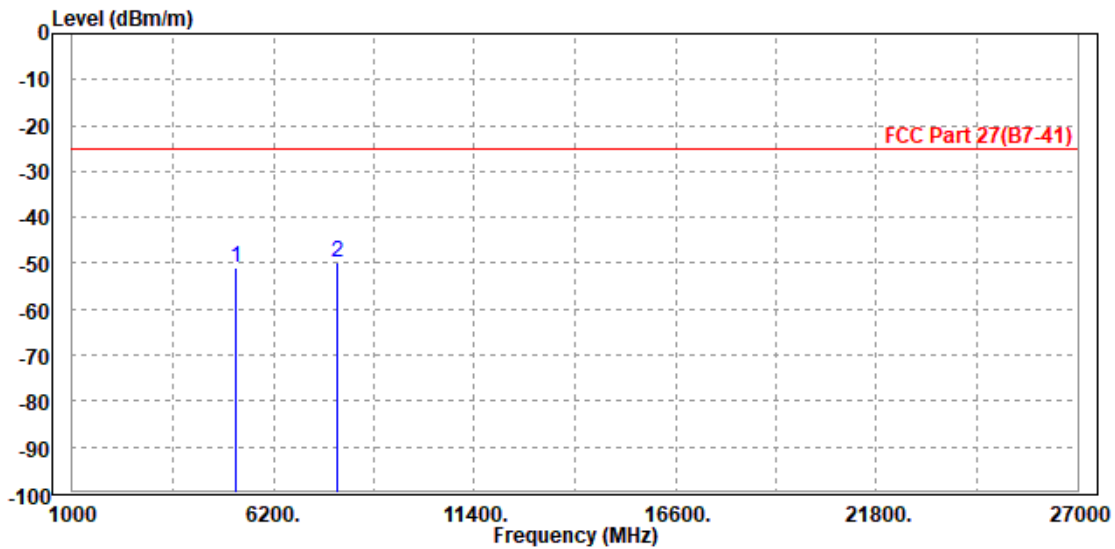




Test Report No.: RF200106W008-7

MODE	TX channel 38200	FREQUENCY RANGE	Above 1000MHz
ENVIRONMENTAL CONDITIONS	23deg. C, 70%RH	INPUT POWER	DC5V/9V/10V/12V from adapter
TESTED BY	Star Le		
<b>ANTENNA POLARITY &amp; TEST DISTANCE: VERTICAL AT 3 M</b>			

	Freq	Level	Read Level	Limit Line	Over Limit	Factor	Remark	Pol/Phase
	MHz	dBm/m	dBm	dBm/m	dB	dB/m		
1	5238.000	-51.12	-60.93	-25.00	-26.12	9.81	Peak	Vertical
2 PP	7845.000	-49.74	-62.61	-25.00	-24.74	12.87	Peak	Vertical



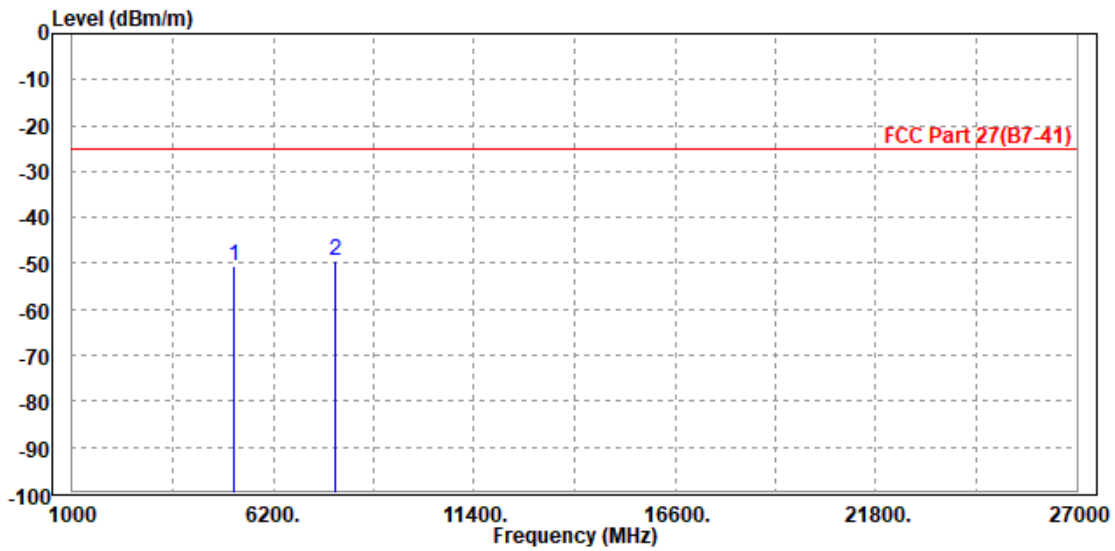


Test Report No.: RF200106W008-7

**CHANNEL BANDWIDTH: 15MHz / QPSK**

<b>MODE</b>	TX channel 38000	<b>FREQUENCY RANGE</b>	Above 1000MHz
<b>ENVIRONMENTAL CONDITIONS</b>	23deg. C, 70%RH	<b>INPUT POWER</b>	DC5V/9V/10V/12V from adapter
<b>TESTED BY</b>	Star Le		
<b>ANTENNA POLARITY &amp; TEST DISTANCE: HORIZONTAL AT 3 M</b>			

	Freq	Level	Read Level	Limit Line	Over Limit	Factor	Remark	Pol/Phase
	MHz	dBm/m	dBm	dBm/m	dB	dB/m		
1	5186.000	-50.62	-59.70	-25.00	-25.62	9.08	Peak	Horizontal
2 PP	7785.000	-49.58	-61.06	-25.00	-24.58	11.48	Peak	Horizontal

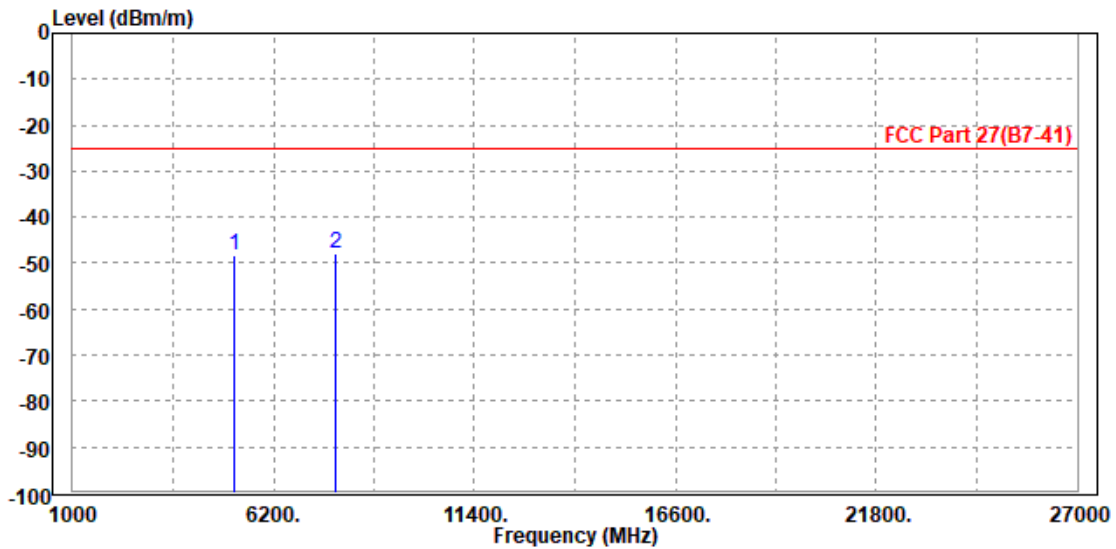




Test Report No.: RF200106W008-7

MODE	TX channel 38000	FREQUENCY RANGE	Above 1000MHz
ENVIRONMENTAL CONDITIONS	23deg. C, 70%RH	INPUT POWER	DC5V/9V/10V/12V from adapter
TESTED BY	Star Le		
<b>ANTENNA POLARITY &amp; TEST DISTANCE: VERTICAL AT 3 M</b>			

	Freq	Level	Read Level	Limit Line	Over Limit	Factor	Remark	Pol/Phase
	MHz	dBm/m	dBm	dBm/m	dB	dB/m		
1	5186.000	-48.43	-58.26	-25.00	-23.43	9.83	Peak	Vertical
2 PP	7785.000	-47.91	-60.76	-25.00	-22.91	12.85	Peak	Vertical



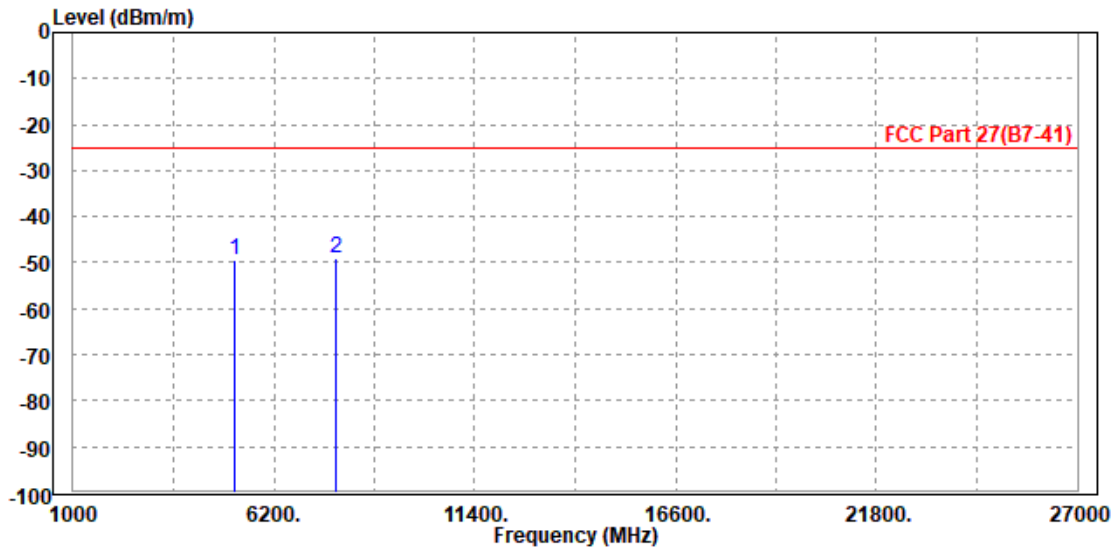


Test Report No.: RF200106W008-7

CHANNEL BANDWIDTH: 20MHz / QPSK

MODE	TX channel 38000	FREQUENCY RANGE	Above 1000MHz
ENVIRONMENTAL CONDITIONS	23deg. C, 70%RH	INPUT POWER	DC5V/9V/10V/12V from adapter
TESTED BY	Star Le		
ANTENNA POLARITY & TEST DISTANCE: HORIZONTAL AT 3 M			

	Freq	Level	Read Level	Limit Line	Over Limit	Factor	Remark	Pol/Phase
	MHz	dBm/m	dBm	dBm/m	dB	dB/m		
1	5186.000	-49.43	-58.51	-25.00	-24.43	9.08	Peak	Horizontal
2 PP	7785.000	-49.09	-60.57	-25.00	-24.09	11.48	Peak	Horizontal

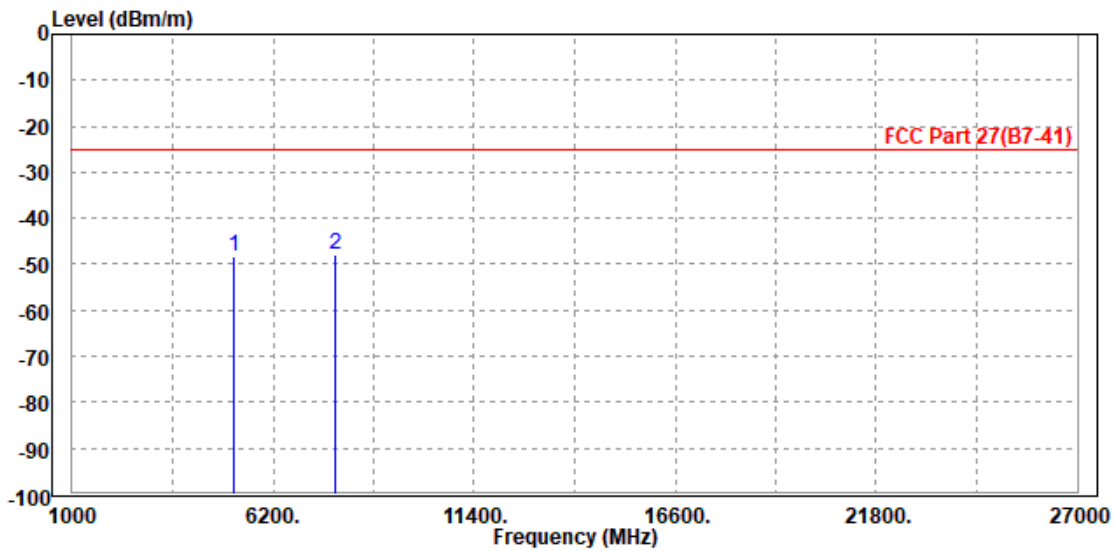




Test Report No.: RF200106W008-7

<b>MODE</b>	TX channel 38000	<b>FREQUENCY RANGE</b>	Above 1000MHz
<b>ENVIRONMENTAL CONDITIONS</b>	23deg. C, 70%RH	<b>INPUT POWER</b>	DC5V/9V/10V/12V from adapter
<b>TESTED BY</b>	Star Le		
<b>ANTENNA POLARITY &amp; TEST DISTANCE: VERTICAL AT 3 M</b>			

	Freq	Level	Read Level	Limit	Over Limit	Factor	Remark	Pol/Phase
	MHz	dBm/m	dBm	dBm/m	dB	dB/m		
1	5186.000	-48.35	-58.18	-25.00	-23.35	9.83	Peak	Vertical
2 PP	7785.000	-47.92	-60.77	-25.00	-22.92	12.85	Peak	Vertical





BUREAU VERITAS

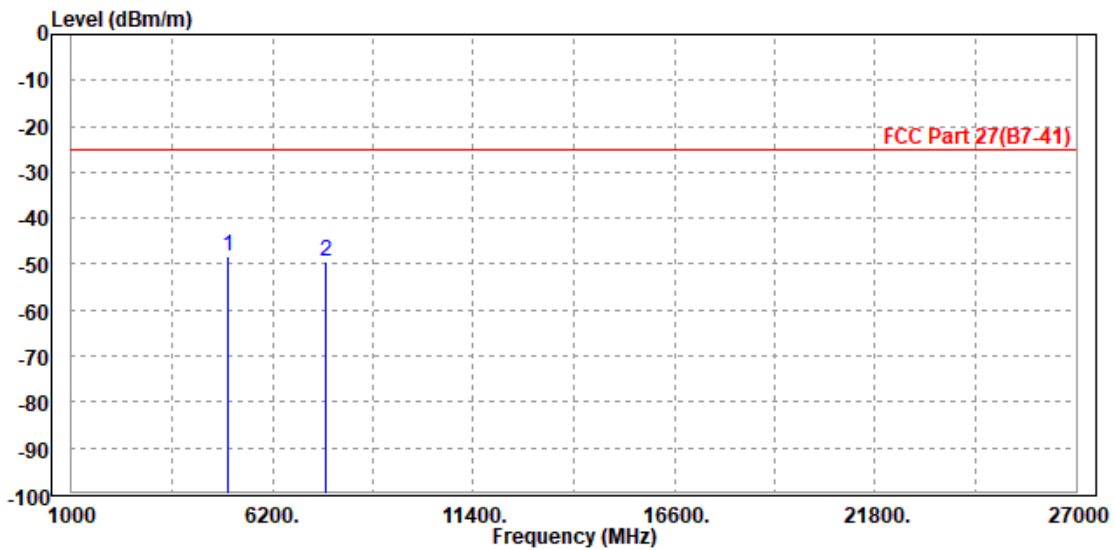
Test Report No.: RF200106W008-7

LTE Band CA\_7C

CHANNEL BANDWIDTH: 10 MHz + 20MHz

MODE	TX channel PCC 21006	FREQUENCY RANGE	Above 1000MHz
	TX channel SCC 21150		
ENVIRONMENTAL CONDITIONS	23deg. C, 70%RH	INPUT POWER	DC5V/9V/10V/12V from adapter
TESTED BY	Tony		
ANTENNA POLARITY & TEST DISTANCE: HORIZONTAL AT 3 M			

	Read	Limit	Over				
Freq	Level	Level	Line	Limit	Factor	Remark	Pol/Phase
MHz	dBm/m	dBm	dBm/m	dB	dB/m		
1 PP 5056.000	-48.11	-56.80	-25.00	-23.11	8.69	Peak	Horizontal
2 7576.800	-49.49	-60.88	-25.00	-24.49	11.39	Peak	Horizontal

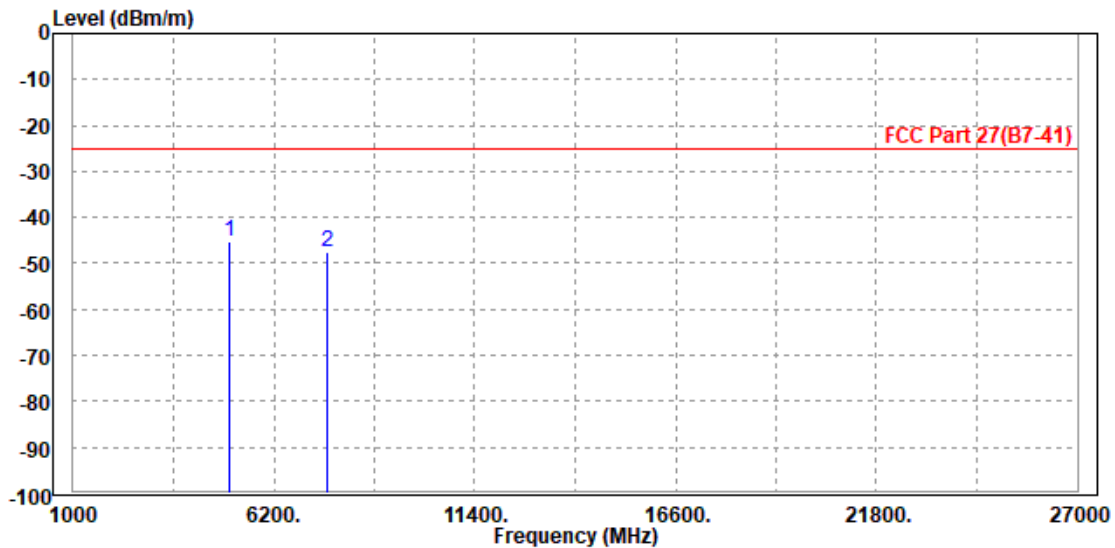




Test Report No.: RF200106W008-7

MODE	TX channel PCC 21006	FREQUENCY RANGE	Above 1000MHz
	TX channel SCC 21150		
ENVIRONMENTAL CONDITIONS	23deg. C, 70%RH	INPUT POWER	DC5V/9V/10V/12V from adapter
TESTED BY	Tony		
<b>ANTENNA POLARITY &amp; TEST DISTANCE: VERTICAL AT 3 M</b>			

	Freq	Level	Read Level	Limit Line	Over Limit	Factor	Remark	Pol/Phase
	MHz	dBm/m	dBm	dBm/m	dB	dB/m		
1	PP 5056.000	-45.34	-55.22	-25.00	-20.34	9.88	Peak	Vertical
2	7576.800	-47.63	-60.40	-25.00	-22.63	12.77	Peak	Vertical







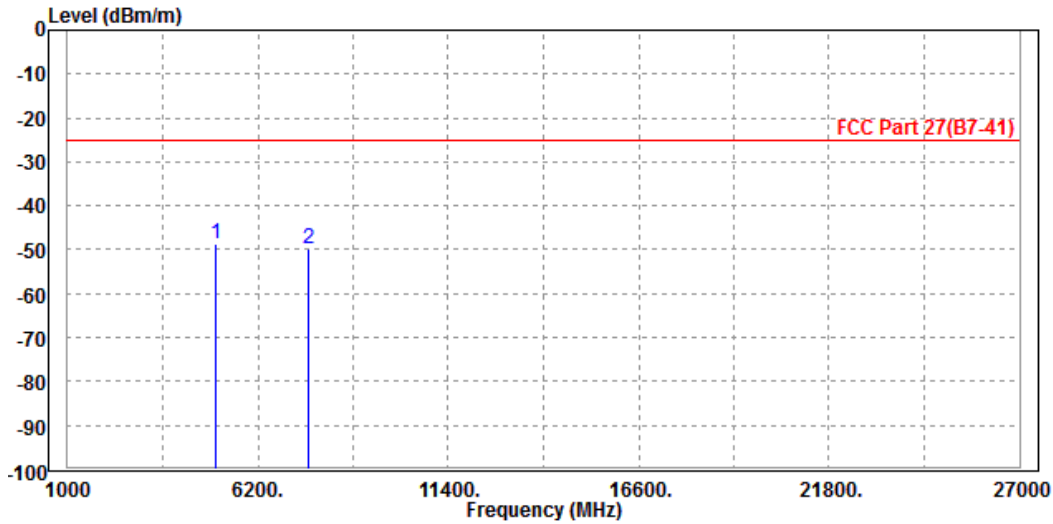
**BUREAU  
VERITAS**

Test Report No.: RF200106W008-7

**CHANNEL BANDWIDTH: 15MHz + 10MHz**

<b>MODE</b>	TX channel PCC 21051	<b>FREQUENCY RANGE</b>	Above 1000MHz
	TX channel SCC 21171		
<b>ENVIRONMENTAL CONDITIONS</b>	23deg. C, 70%RH	<b>INPUT POWER</b>	DC5V/9V/10V/12V from adapter
<b>TESTED BY</b>	Tony		
<b>ANTENNA POLARITY &amp; TEST DISTANCE: HORIZONTAL AT 3 M</b>			

	Freq	Level	Read Level	Limit Line	Over Limit	Factor	Remark	Pol/Phase
	MHz	dBm/m	dBm	dBm/m	dB	dB/m		
1	PP 5056.000	-48.62	-57.31	-25.00	-23.62	8.69	Peak	Horizontal
2	7590.300	-49.76	-61.16	-25.00	-24.76	11.40	Peak	Horizontal

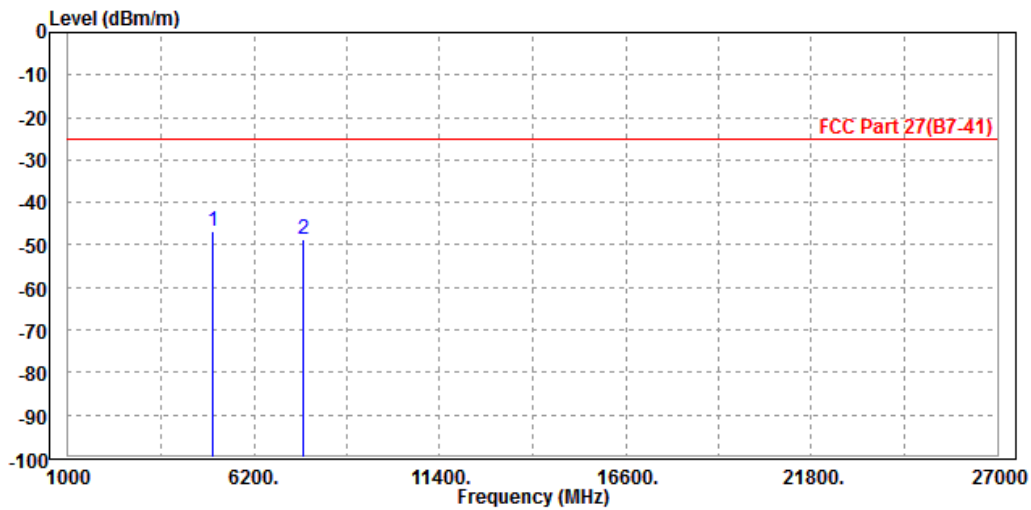




Test Report No.: RF200106W008-7

MODE	TX channel PCC 21051	FREQUENCY RANGE	Above 1000MHz
	TX channel SCC 21171		
ENVIRONMENTAL CONDITIONS	23deg. C, 70%RH	INPUT POWER	DC5V/9V/10V/12V from adapter
TESTED BY	Tony		
<b>ANTENNA POLARITY &amp; TEST DISTANCE: VERTICAL AT 3 M</b>			

	Freq	Level	Read Level	Limit Line	Over Limit	Factor	Remark	Pol/Phase
	MHz	dBm/m	dBm	dBm/m	dB	dB/m		
1	PP 5056.000	-46.83	-56.71	-25.00	-21.83	9.88	Peak	Vertical
2	7590.300	-48.69	-61.46	-25.00	-23.69	12.77	Peak	Vertical





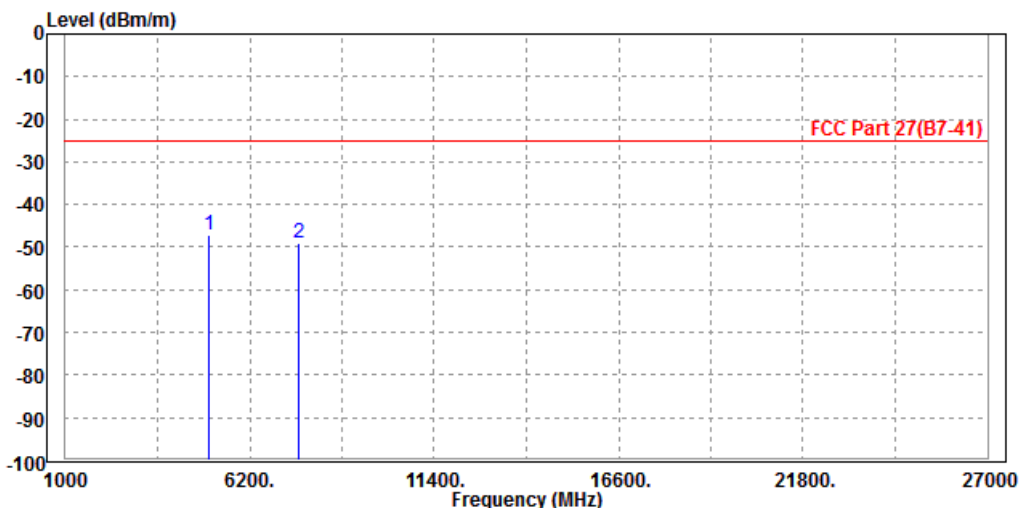
BUREAU VERITAS

Test Report No.: RF200106W008-7

CHANNEL BANDWIDTH: 15MHz + 15MHz

MODE	TX channel PCC 21025	FREQUENCY RANGE	Above 1000MHz
	TX channel SCC 21175		
ENVIRONMENTAL CONDITIONS	23deg. C, 70%RH	INPUT POWER	DC5V/9V/10V/12V from adapter
TESTED BY	Tony		
ANTENNA POLARITY & TEST DISTANCE: HORIZONTAL AT 3 M			

	Freq	Level	Read Level	Limit Line	Over Limit	Factor	Remark	Pol/Phase
	MHz	dBm/m	dBm	dBm/m	dB	dB/m		
1	PP 5056.000	-47.15	-55.84	-25.00	-22.15	8.69	Peak	Horizontal
2	7582.500	-49.15	-60.54	-25.00	-24.15	11.39	Peak	Horizontal

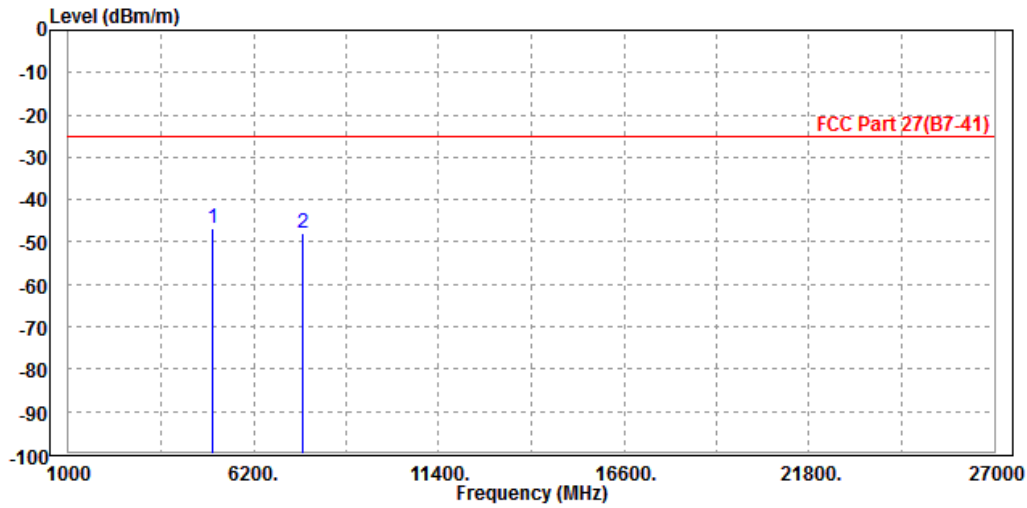




Test Report No.: RF200106W008-7

MODE	TX channel PCC 21025	FREQUENCY RANGE	Above 1000MHz
	TX channel SCC 21175		
ENVIRONMENTAL CONDITIONS	23deg. C, 70%RH	INPUT POWER	DC5V/9V/10V/12V from adapter
TESTED BY	Tony		
<b>ANTENNA POLARITY &amp; TEST DISTANCE: VERTICAL AT 3 M</b>			

	Freq	Level	Read Level	Limit Line	Over Limit	Factor	Remark	Pol/Phase
	MHz	dBm/m	dBm	dBm/m	dB	dB/m		
1	PP 5056.000	-46.61	-56.49	-25.00	-21.61	9.88	Peak	Vertical
2	7582.500	-47.89	-60.66	-25.00	-22.89	12.77	Peak	Vertical





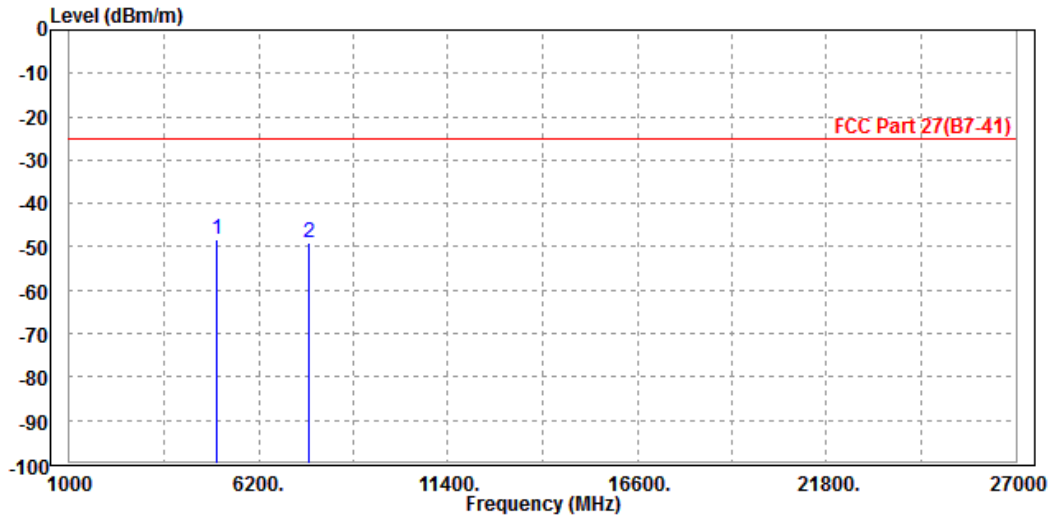
BUREAU VERITAS

Test Report No.: RF200106W008-7

CHANNEL BANDWIDTH: 15MHz + 20MHz

MODE	TX channel PCC 21003	FREQUENCY RANGE	Above 1000MHz
	TX channel SCC 21174		
ENVIRONMENTAL CONDITIONS	23deg. C, 70%RH	INPUT POWER	DC5V/9V/10V/12V from adapter
TESTED BY	Tony		
ANTENNA POLARITY & TEST DISTANCE: HORIZONTAL AT 3 M			

	Freq	Level	Read Level	Limit Line	Over Limit	Factor	Remark	Pol/Phase
	MHz	dBm/m	dBm	dBm/m	dB	dB/m		
1	PP 5056.000	-48.20	-56.89	-25.00	-23.20	8.69	Peak	Horizontal
2	7575.900	-49.06	-60.45	-25.00	-24.06	11.39	Peak	Horizontal

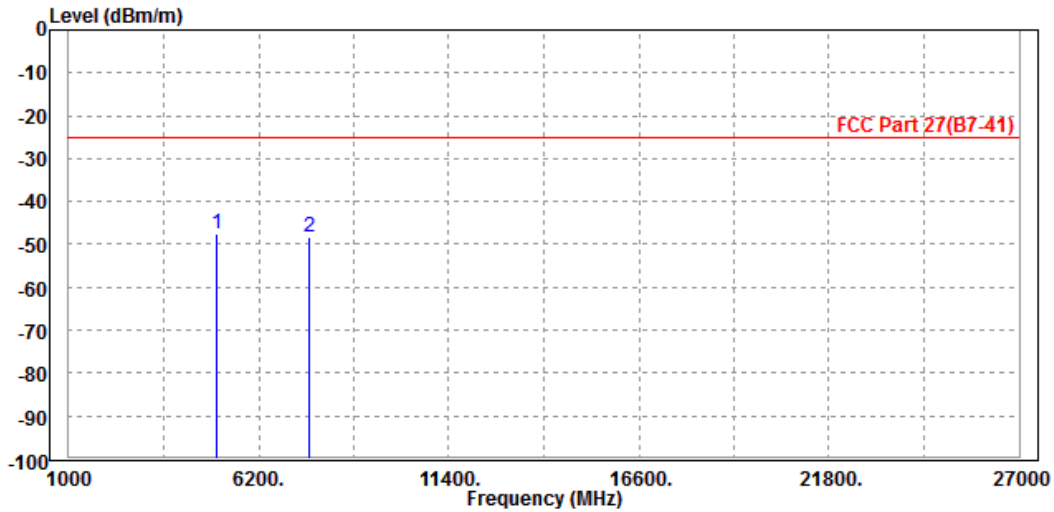




Test Report No.: RF200106W008-7

MODE	TX channel PCC 21003	FREQUENCY RANGE	Above 1000MHz
	TX channel SCC 21174		
ENVIRONMENTAL CONDITIONS	23deg. C, 70%RH	INPUT POWER	DC5V/9V/10V/12V from adapter
TESTED BY	Tony		
<b>ANTENNA POLARITY &amp; TEST DISTANCE: VERTICAL AT 3 M</b>			

	Freq	Level	Read Level	Limit Line	Over Limit	Factor	Remark	Pol/Phase
	MHz	dBm/m	dBm	dBm/m	dB	dB/m		
1	PP 5056.000	-47.42	-57.30	-25.00	-22.42	9.88	Peak	Vertical
2	7575.900	-48.38	-61.15	-25.00	-23.38	12.77	Peak	Vertical





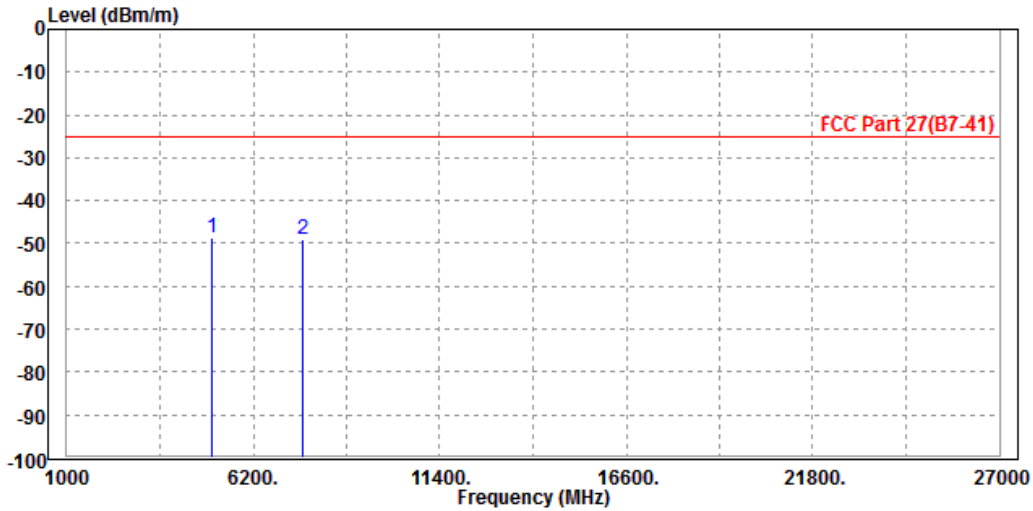
BUREAU VERITAS

Test Report No.: RF200106W008-7

CHANNEL BANDWIDTH: 20MHz + 10MHz

MODE	TX channel PCC 21051	FREQUENCY RANGE	Above 1000MHz
	TX channel SCC 21195		
ENVIRONMENTAL CONDITIONS	23deg. C, 70%RH	INPUT POWER	DC5V/9V/10V/12V from adapter
TESTED BY	Tony		
ANTENNA POLARITY & TEST DISTANCE: HORIZONTAL AT 3 M			

	Freq	Level	Read Level	Limit Line	Over Limit	Factor	Remark	Pol/Phase
	MHz	dBm/m	dBm	dBm/m	dB	dB/m		
1	PP 5056.000	-48.64	-57.33	-25.00	-23.64	8.69	Peak	Horizontal
2	7590.300	-49.02	-60.42	-25.00	-24.02	11.40	Peak	Horizontal

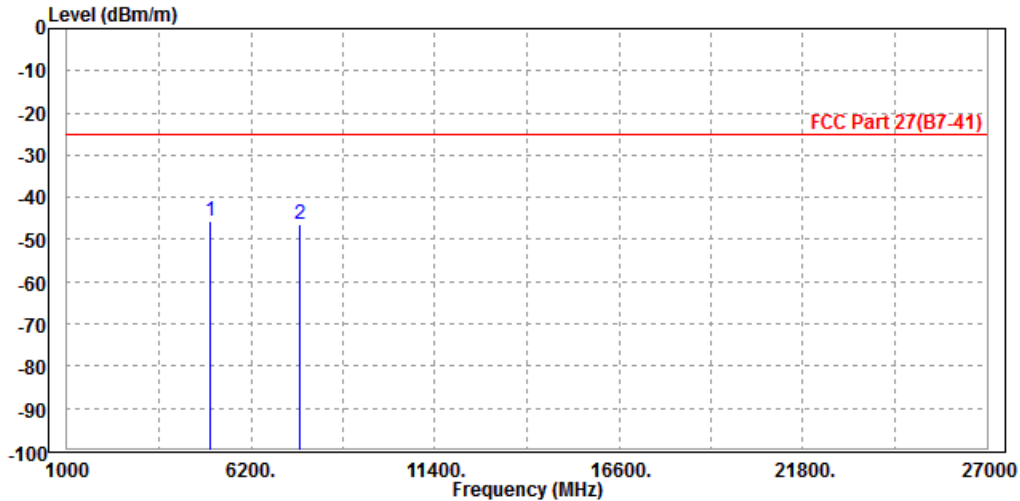




Test Report No.: RF200106W008-7

MODE	TX channel PCC 21051	FREQUENCY RANGE	Above 1000MHz
	TX channel SCC 21195		
ENVIRONMENTAL CONDITIONS	23deg. C, 70%RH	INPUT POWER	DC5V/9V/10V/12V from adapter
TESTED BY	Tony		
<b>ANTENNA POLARITY &amp; TEST DISTANCE: VERTICAL AT 3 M</b>			

	Freq	Level	Read Level	Limit Line	Over Limit	Factor	Remark	Pol/Phase
	MHz	dBm/m	dBm	dBm/m	dB	dB/m		
1	PP 5056.000	-45.71	-55.59	-25.00	-20.71	9.88	Peak	Vertical
2	7590.300	-46.45	-59.22	-25.00	-21.45	12.77	Peak	Vertical







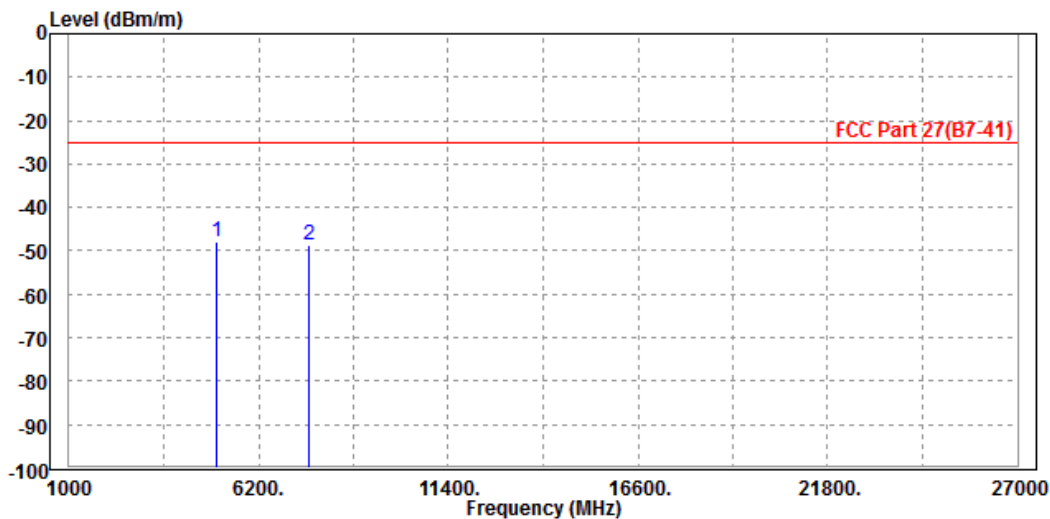
BUREAU VERITAS

Test Report No.: RF200106W008-7

CHANNEL BANDWIDTH: 20MHz + 15MHz

MODE	TX channel PCC 21026	FREQUENCY RANGE	Above 1000MHz
	TX channel SCC 21197		
ENVIRONMENTAL CONDITIONS	23deg. C, 70%RH	INPUT POWER	DC5V/9V/10V/12V from adapter
TESTED BY	Tony		
ANTENNA POLARITY & TEST DISTANCE: HORIZONTAL AT 3 M			

	Freq	Level	Read Level	Limit Line	Over Limit	Factor	Remark	Pol/Phase
	MHz	dBm/m	dBm	dBm/m	dB	dB/m		
1 PP	5056.000	-48.07	-56.76	-25.00	-23.07	8.69	Peak	Horizontal
2	7582.800	-48.83	-60.22	-25.00	-23.83	11.39	Peak	Horizontal

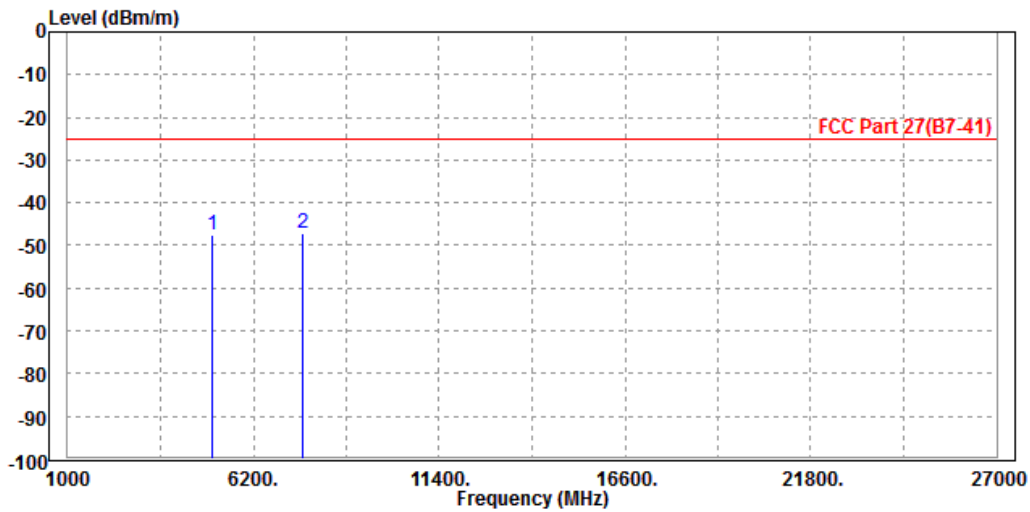




Test Report No.: RF200106W008-7

MODE	TX channel PCC 21026	FREQUENCY RANGE	Above 1000MHz
	TX channel SCC 21197		
ENVIRONMENTAL CONDITIONS	23deg. C, 70%RH	INPUT POWER	DC5V/9V/10V/12V from adapter
TESTED BY	Tony		
<b>ANTENNA POLARITY &amp; TEST DISTANCE: VERTICAL AT 3 M</b>			

	Freq	Level	Read Level	Limit Line	Over Limit	Factor	Remark	Pol/Phase
	MHz	dBm/m	dBm	dBm/m	dB	dB/m		
1	5056.000	-47.35	-57.23	-25.00	-22.35	9.88	Peak	Vertical
2 PP	7582.800	-47.07	-59.84	-25.00	-22.07	12.77	Peak	Vertical





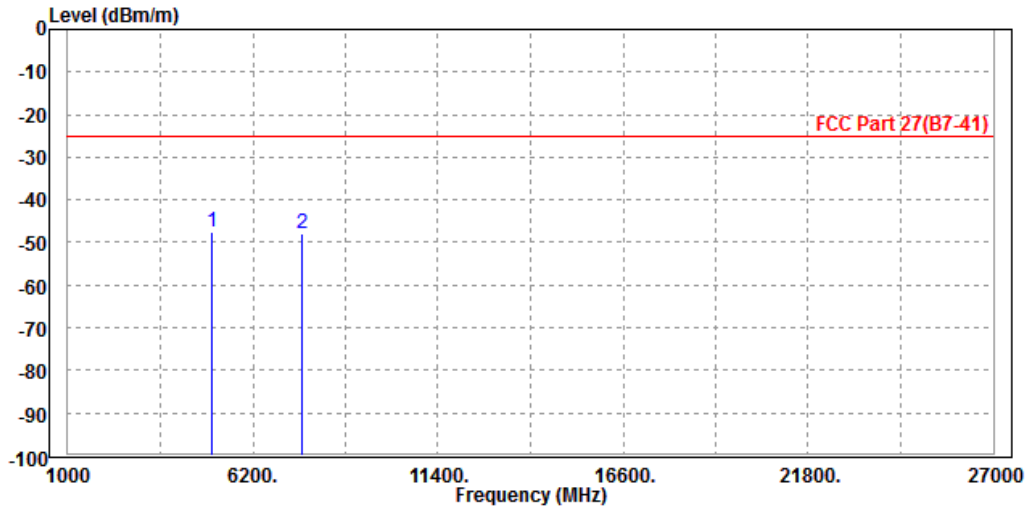
BUREAU VERITAS

Test Report No.: RF200106W008-7

CHANNEL BANDWIDTH: 20MHz + 20MHz

MODE	TX channel PCC 21001	FREQUENCY RANGE	Above 1000MHz
	TX channel SCC 21199		
ENVIRONMENTAL CONDITIONS	23deg. C, 70%RH	INPUT POWER	DC5V/9V/10V/12V from adapter
TESTED BY	Tony		
ANTENNA POLARITY & TEST DISTANCE: HORIZONTAL AT 3 M			

	Freq	Level	Read Level	Limit Line	Over Limit	Factor	Remark	Pol/Phase
	MHz	dBm/m	dBm	dBm/m	dB	dB/m		
1	PP 5056.000	-47.50	-56.19	-25.00	-22.50	8.69	Peak	Horizontal
2	7575.300	-47.72	-59.11	-25.00	-22.72	11.39	Peak	Horizontal

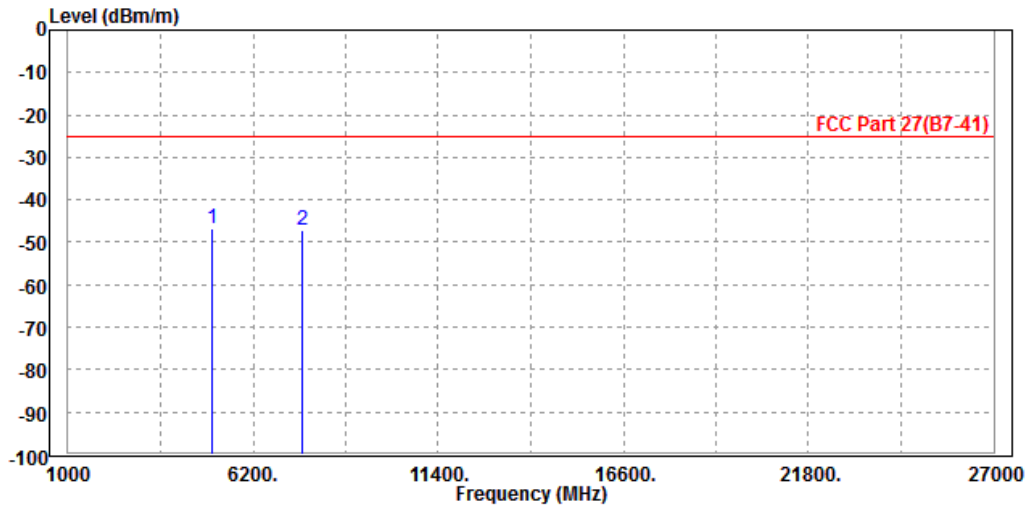




Test Report No.: RF200106W008-7

MODE	TX channel PCC 21001	FREQUENCY RANGE	Above 1000MHz
	TX channel SCC 21199		
ENVIRONMENTAL CONDITIONS	23deg. C, 70%RH	INPUT POWER	DC5V/9V/10V/12V from adapter
TESTED BY	Tony		
<b>ANTENNA POLARITY &amp; TEST DISTANCE: VERTICAL AT 3 M</b>			

	Read	Limit	Over			
Freq	Level	Level	Line	Limit	Factor	Remark
MHz	dBm/m	dBm	dBm/m	dB	dB/m	Pol/Phase
1 PP 5056.000	-46.74	-56.62	-25.00	-21.74	9.88	Peak Vertical
2 7575.300	-47.14	-59.91	-25.00	-22.14	12.77	Peak Vertical





**BUREAU  
VERITAS**

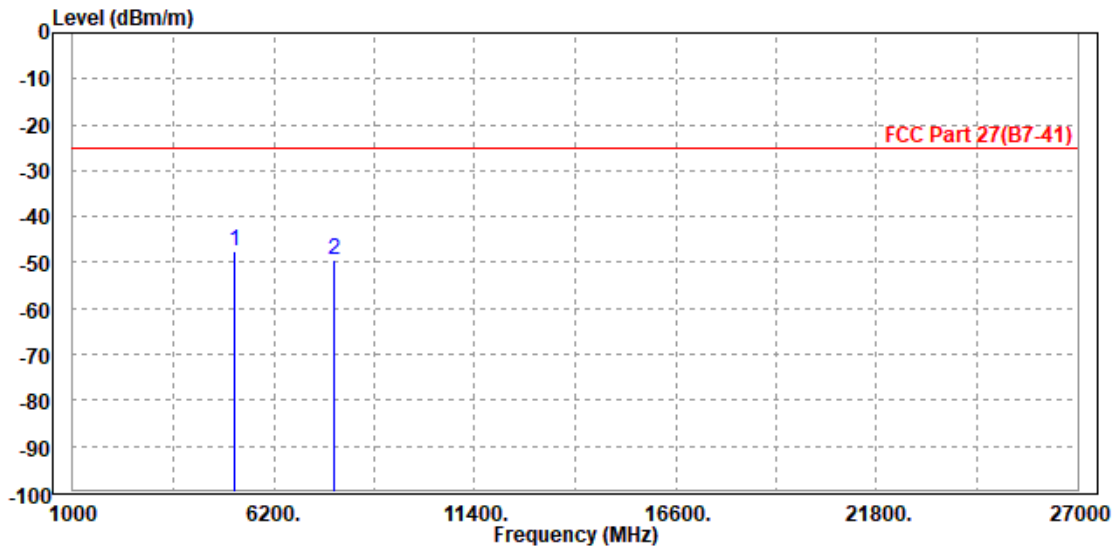
**Test Report No.: RF200106W008-7**

**LTE Band CA\_38C**

**CHANNEL BANDWIDTH: 15 MHz + 15MHz**

<b>MODE</b>	TX channel PCC 37925	<b>FREQUENCY RANGE</b>	Above 1000MHz
	TX channel SCC 38075		
<b>ENVIRONMENTAL CONDITIONS</b>	23deg. C, 70%RH	<b>INPUT POWER</b>	DC5V/9V/10V/12V from adapter
<b>TESTED BY</b>	Tony		
<b>ANTENNA POLARITY &amp; TEST DISTANCE: HORIZONTAL AT 3 M</b>			

	Freq	Level	Read Level	Limit Line	Over Limit	Factor	Remark	Pol/Phase
	MHz	dBm/m	dBm	dBm/m	dB	dB/m		
1	PP 5186.000	-49.06	-58.14	-13.00	-36.06	9.08	Peak	Horizontal
2	7762.500	-49.19	-60.66	-13.00	-36.19	11.47	Peak	Horizontal

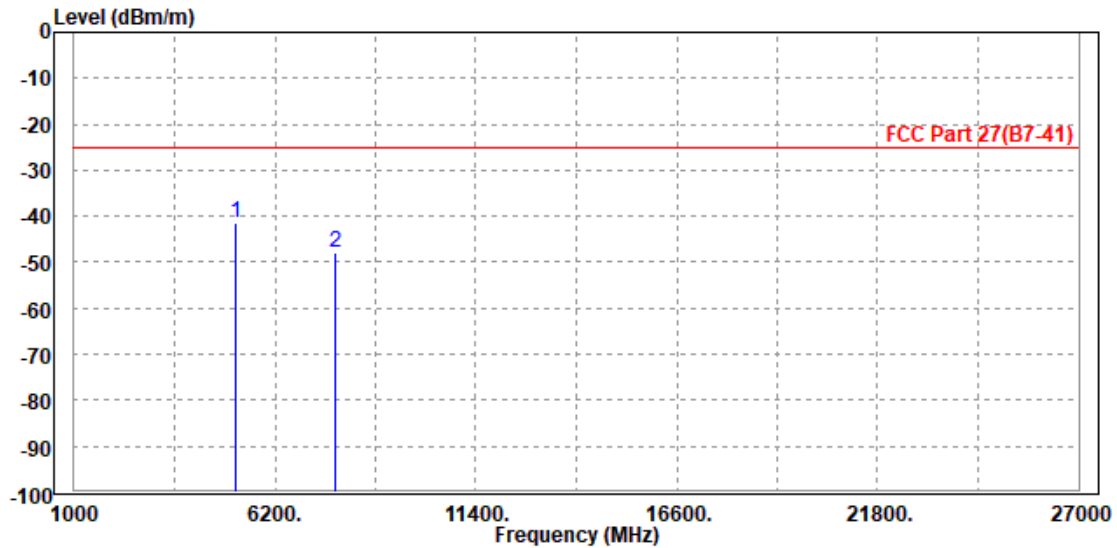




Test Report No.: RF200106W008-7

MODE	TX channel PCC 37925	FREQUENCY RANGE	Above 1000MHz
	TX channel SCC 38075		
ENVIRONMENTAL CONDITIONS	23deg. C, 70%RH	INPUT POWER	DC5V/9V/10V/12V from adapter
TESTED BY	Tony		
<b>ANTENNA POLARITY &amp; TEST DISTANCE: VERTICAL AT 3 M</b>			

	Read Freq	Limit Level	Over Line	Limit dB	Factor dB/m	Remark	Pol/Phase
	MHz	dBm/m	dBm	dBm/m	dB	dB/m	
1 PP	5186.000	-41.50	-51.33	-25.00	-16.50	9.83 Peak	Vertical
2	7762.500	-48.00	-60.84	-25.00	-23.00	12.84 Peak	Vertical





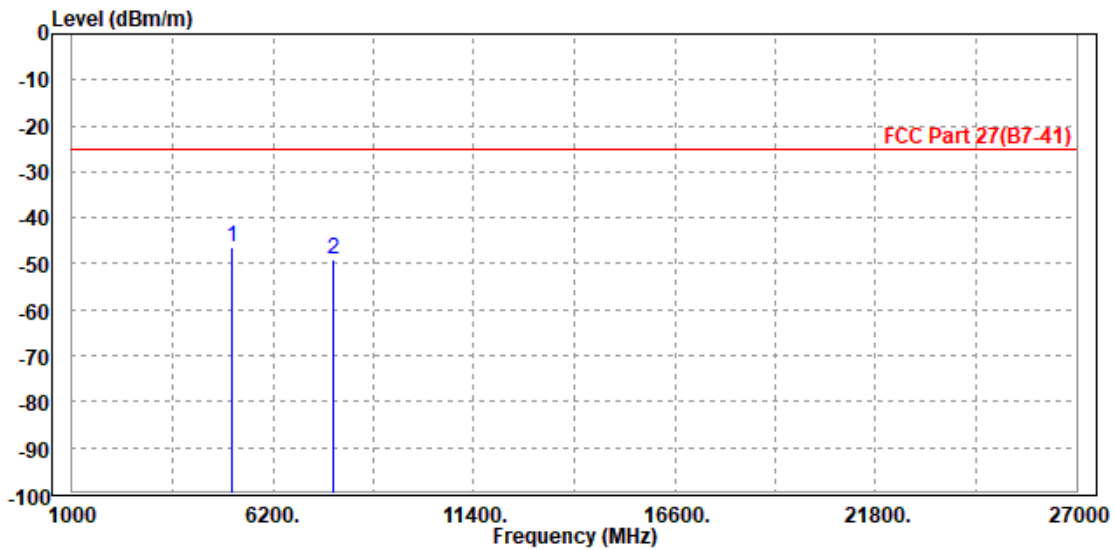
BUREAU VERITAS

Test Report No.: RF200106W008-7

CHANNEL BANDWIDTH: 20MHz + 20MHz

MODE	TX channel PCC 37901	FREQUENCY RANGE	Above 1000MHz
	TX channel SCC 38099		
ENVIRONMENTAL CONDITIONS	23deg. C, 70%RH	INPUT POWER	DC5V/9V/10V/12V from adapter
TESTED BY	Tony		
ANTENNA POLARITY & TEST DISTANCE: HORIZONTAL AT 3 M			

	Freq	Level	Read Level	Limit Line	Over Limit	Factor	Remark	Pol/Phase
	MHz	dBm/m	dBm	dBm/m	dB	dB/m		
1	PP 5160.000	-46.34	-55.34	-25.00	-21.34	9.00	Peak	Horizontal
2	7755.300	-49.13	-60.59	-25.00	-24.13	11.46	Peak	Horizontal

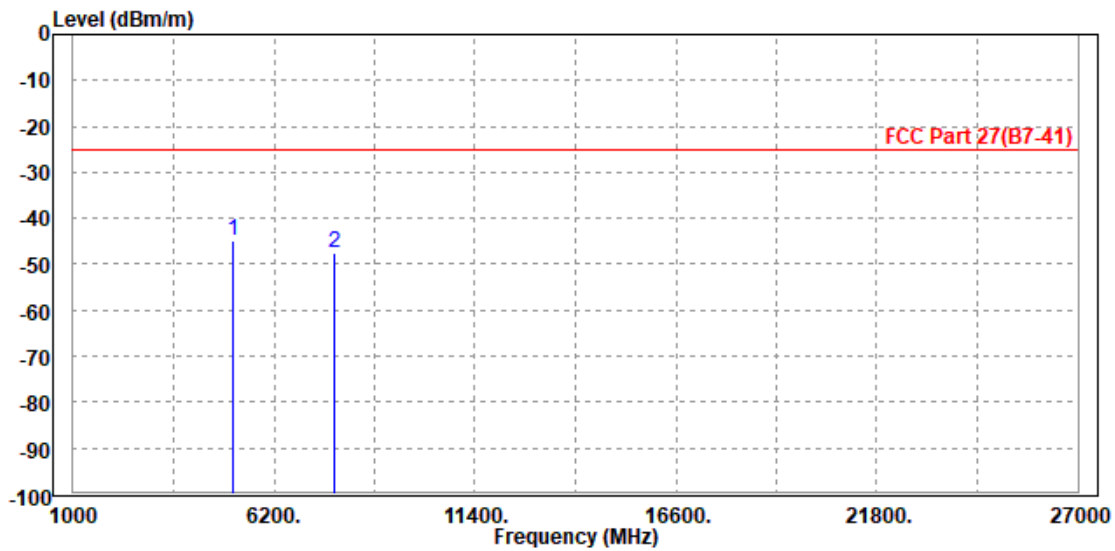




Test Report No.: RF200106W008-7

MODE	TX channel PCC 37901	FREQUENCY RANGE	Above 1000MHz
	TX channel SCC 38099		
ENVIRONMENTAL CONDITIONS	23deg. C, 70%RH	INPUT POWER	DC5V/9V/10V/12V from adapter
TESTED BY	Tony		
<b>ANTENNA POLARITY &amp; TEST DISTANCE: VERTICAL AT 3 M</b>			

	Freq	Level	Read Level	Limit Line	Over Limit	Factor	Remark	Pol/Phase
	MHz	dBm/m	dBm	dBm/m	dB	dB/m		
1	PP 5160.000	-44.99	-54.83	-25.00	-19.99	9.84	Peak	Vertical
2	7755.300	-47.71	-60.55	-25.00	-22.71	12.84	Peak	Vertical







Test Report No.: RF200106W008-7

#### 4 INFORMATION ON THE TESTING LABORATORIES

We, BV 7LAYERS COMMUNICATIONS TECHNOLOGY (SHENZHEN) CO. LTD., were founded in 2015 to provide our best service in EMC, Radio, Telecom and Safety consultation. Our laboratories are accredited and approved according to ISO/IEC 17025.

If you have any comments, please feel free to contact us at the following:

**Shenzhen EMC/RF Lab:**

Tel: +86-755-88696566

Fax: +86-755-88696577

**Email:** [customerservice.dg@cn.bureauveritas.com](mailto:customerservice.dg@cn.bureauveritas.com)

**Web Site:** [www.adt.com.tw](http://www.adt.com.tw)

The address and road map of all our labs can be found in our web site also.



Test Report No.: RF200106W008-7

## 5 APPENDIX A – MODIFICATIONS RECORDERS FOR ENGINEERING CHANGES TO THE EUT BY THE LAB

No any modifications are made to the EUT by the lab during the test.

---END---