Date: 2020-11-02

Test Laboratory: SGS-SAR Lab

M2007J22G LTE Band 17 10M QPSK 1RB25 23790CH Left cheek Ant0

DUT: M2007J22G; Type: Mobile Phone; Serial: 869536050020125

Communication System: UID 0, LTE-FDD BW 10MHZ (0); Frequency: 707.5 MHz;Duty Cycle: 1:1

Medium: HSL750;Medium parameters used (interpolated): f = 707.5 MHz; σ = 0.852 S/m; ε_r = 43.304; ρ = 1000 kg/m^3
Phantom section: Left Section

DASY 5 Configuration:

- Probe: EX3DV4 - SN3962; ConvF(10.16, 10.16, 10.16); Calibrated: 2020-04-01
- Sensor-Surface: 2mm (Mechanical Surface Detection)
- Electronics: DAE4 Sn1428; Calibrated: 2020-03-03
- Phantom: SAM 3; Type: SAM; Serial: 1912
- DASY52 52.8.8(1222); SEMCAD X 14.6.13(7474)

Configuration/Head/Area Scan (8x13x1): Measurement grid: dx=15mm, dy=15mm
Maximum value of SAR (measured) = 0.108 W/kg

Configuration/Head/Zoom Scan (5x5x7)/Cube 0: Measurement grid: dx=8mm, dy=8mm, dz=5mm
Reference Value = 3.333 V/m; Power Drift = -0.04 dB
Peak SAR (extrapolated) = 0.132 W/kg
SAR(1 g) = 0.106 W/kg; SAR(10 g) = 0.080 W/kg
Maximum value of SAR (measured) = 0.111 W/kg

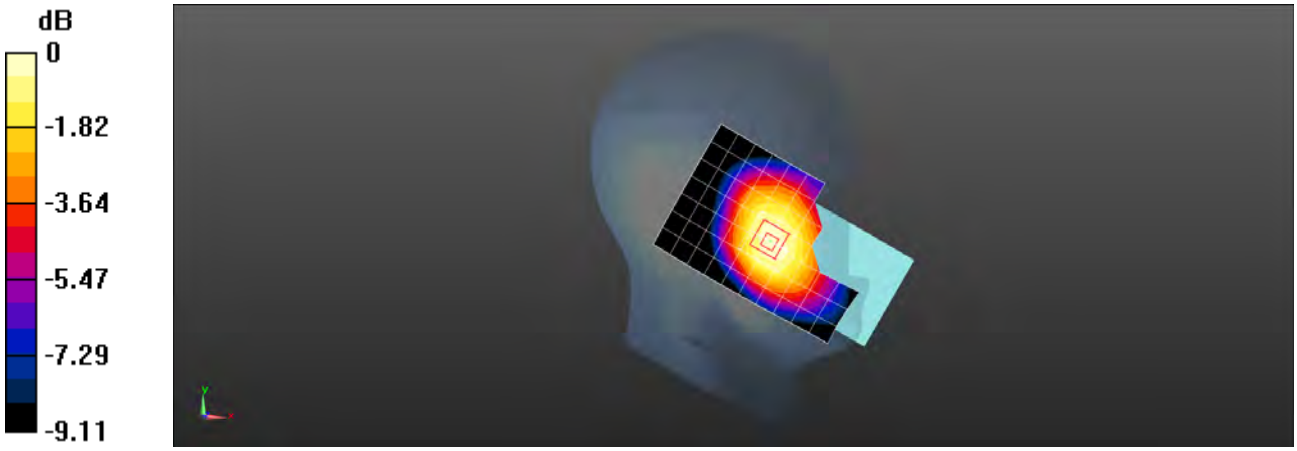

0 dB = 0.111 W/kg = -9.55 dBW/kg

Date: 2020-11-02

Test Laboratory: SGS-SAR Lab

M2007J22G LTE Band 17 10M QPSK 25RB0 23800CH Back side 15mm Ant0

DUT: M2007J22G; Type: Mobile Phone; Serial: 869536050020125

Communication System: UID 0, LTE-FDD BW 10MHZ (0); Frequency: 711 MHz;Duty Cycle: 1:1

Medium: HSL750;Medium parameters used: f = 711 MHz; σ = 0.854 S/m; ε_r = 43.278; ρ = 1000 kg/m^3
Phantom section: Flat Section

DASY 5 Configuration:

- Probe: EX3DV4 - SN3962; ConvF(10.16, 10.16, 10.16); Calibrated: 2020-04-01
- Sensor-Surface: 2mm (Mechanical Surface Detection)
- Electronics: DAE4 Sn1428; Calibrated: 2020-03-03
- Phantom: SAM 3; Type: SAM; Serial: 1912
- DASY52 52.8.8(1222); SEMCAD X 14.6.13(7474)

Configuration/Body/Area Scan (8x13x1): Measurement grid: dx=15mm, dy=15mm
Maximum value of SAR (measured) = 0.199 W/kg

Configuration/Body/Zoom Scan (5x5x7)/Cube 0: Measurement grid: dx=8mm, dy=8mm, dz=5mm
Reference Value = 15.52 V/m; Power Drift = 0.10 dB
Peak SAR (extrapolated) = 0.247 W/kg
SAR(1 g) = 0.191 W/kg; SAR(10 g) = 0.146 W/kg
Maximum value of SAR (measured) = 0.203 W/kg

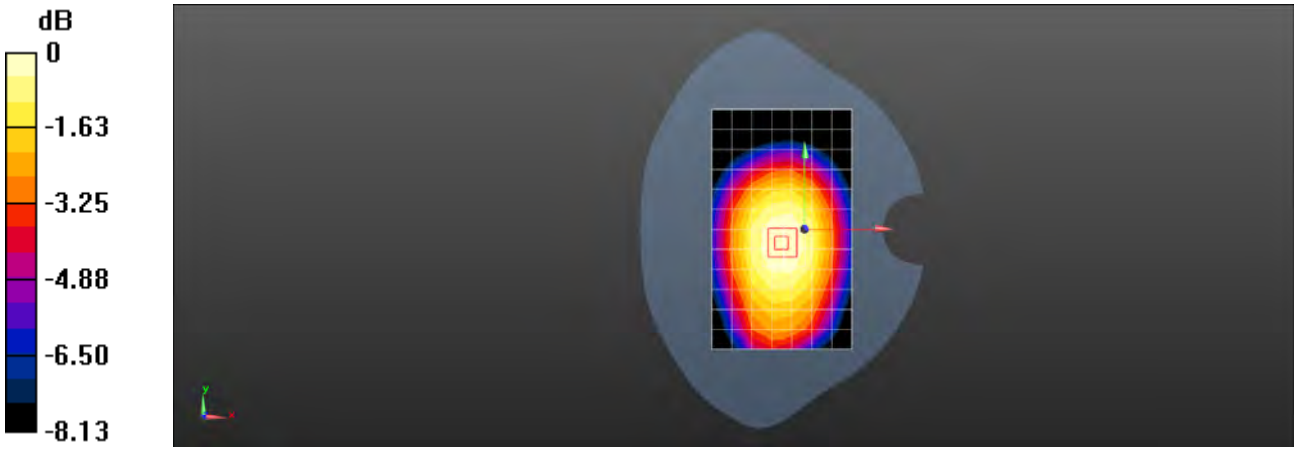

0 dB = 0.203 W/kg = -6.93 dBW/kg

Date: 2020-11-02

Test Laboratory: SGS-SAR Lab

M2007J22G LTE Band 17 10M QPSK 1RB25 23790CH Back side 10mm Ant0

DUT: M2007J22G; Type: Mobile Phone; Serial: 869536050020125

Communication System: UID 0, LTE-FDD BW 10MHZ (0); Frequency: 710 MHz;Duty Cycle: 1:1

Medium: HSL750;Medium parameters used: f = 710 MHz; σ = 0.854 S/m; ε_r = 43.286; ρ = 1000 kg/m^3
Phantom section: Flat Section

DASY 5 Configuration:

- Probe: EX3DV4 - SN3962; ConvF(10.16, 10.16, 10.16); Calibrated: 2020-04-01
- Sensor-Surface: 2mm (Mechanical Surface Detection)
- Electronics: DAE4 Sn1428; Calibrated: 2020-03-03
- Phantom: SAM 3; Type: SAM; Serial: 1912
- DASY52 52.8.8(1222); SEMCAD X 14.6.13(7474)

Configuration/Body/Area Scan (8x13x1): Measurement grid: dx=15mm, dy=15mm
Maximum value of SAR (measured) = 0.215 W/kg

Configuration/Body/Zoom Scan (5x5x7)/Cube 0: Measurement grid: dx=8mm, dy=8mm, dz=5mm
Reference Value = 15.70 V/m; Power Drift = 0.00 dB
Peak SAR (extrapolated) = 0.264 W/kg
SAR(1 g) = 0.208 W/kg; SAR(10 g) = 0.158 W/kg
Maximum value of SAR (measured) = 0.218 W/kg

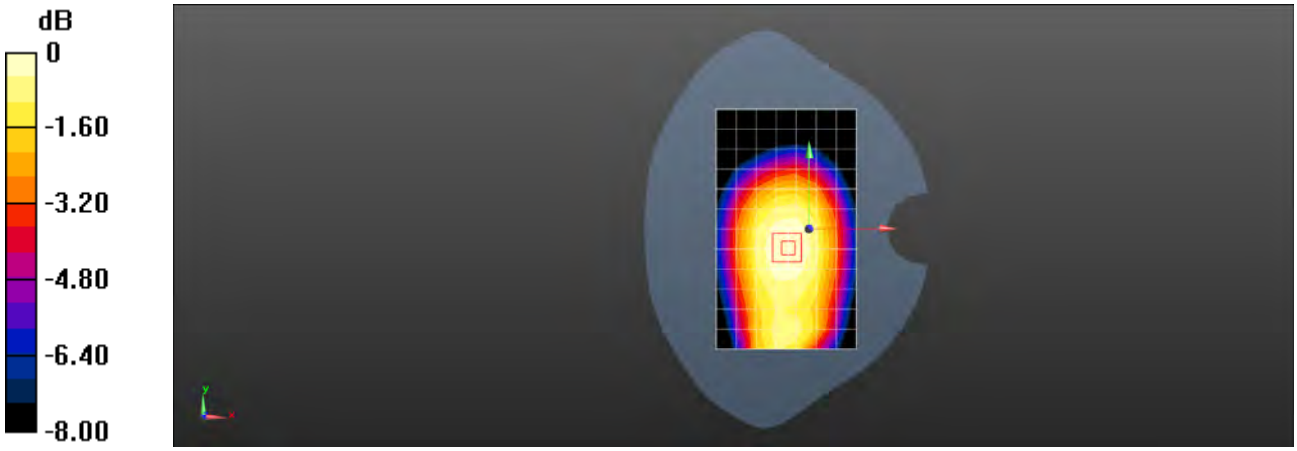

0 dB = 0.218 W/kg = -6.62 dBW/kg

Date: 2020-11-02

Test Laboratory: SGS-SAR Lab

M2007J22G LTE Band 17 10M QPSK 25RB0 23780CH Right cheek Ant1

DUT: M2007J22G; Type: Mobile Phone; Serial: 869536050020125

Communication System: UID 0, LTE-FDD BW 10MHZ (0); Frequency: 709 MHz;Duty Cycle: 1:1

Medium: HSL750;Medium parameters used: f = 709 MHz; σ = 0.853 S/m; ε_r = 43.292; ρ = 1000 kg/m^3
Phantom section: Right Section

DASY 5 Configuration:

- Probe: EX3DV4 - SN3962; ConvF(10.16, 10.16, 10.16); Calibrated: 2020-04-01
- Sensor-Surface: 2mm (Mechanical Surface Detection)
- Electronics: DAE4 Sn1428; Calibrated: 2020-03-03
- Phantom: SAM 3; Type: SAM; Serial: 1912
- DASY52 52.8.8(1222); SEMCAD X 14.6.13(7474)

Configuration/Head/Area Scan (8x13x1): Measurement grid: dx=15mm, dy=15mm
Maximum value of SAR (measured) = 0.341 W/kg

Configuration/Head/Zoom Scan (5x5x7)/Cube 0: Measurement grid: dx=8mm, dy=8mm, dz=5mm
Reference Value = 18.06 V/m; Power Drift = 0.15 dB
Peak SAR (extrapolated) = 0.669 W/kg
SAR(1 g) = 0.361 W/kg; SAR(10 g) = 0.227 W/kg
Maximum value of SAR (measured) = 0.380 W/kg



0 dB = 0.380 W/kg = -4.20 dBW/kg

Date: 2020-11-02

Test Laboratory: SGS-SAR Lab

M2007J22G LTE Band 17 10M QPSK 1RB25 23790CH Back side 15mm Ant1

DUT: M2007J22G; Type: Mobile Phone; Serial: 869536050020125

Communication System: UID 0, LTE-FDD BW 10MHZ (0); Frequency: 710 MHz;Duty Cycle: 1:1

Medium: HSL750;Medium parameters used: f = 710 MHz; σ = 0.854 S/m; ε_r = 43.286; ρ = 1000 kg/m^3
Phantom section: Flat Section

DASY 5 Configuration:

- Probe: EX3DV4 - SN3962; ConvF(10.16, 10.16, 10.16); Calibrated: 2020-04-01
- Sensor-Surface: 2mm (Mechanical Surface Detection)
- Electronics: DAE4 Sn1428; Calibrated: 2020-03-03
- Phantom: SAM 3; Type: SAM; Serial: 1912
- DASY52 52.8.8(1222); SEMCAD X 14.6.13(7474)

Configuration/Body/Area Scan (8x13x1): Measurement grid: dx=15mm, dy=15mm
Maximum value of SAR (measured) = 0.128 W/kg

Configuration/Body/Zoom Scan (5x5x7)/Cube 0: Measurement grid: dx=8mm, dy=8mm, dz=5mm
Reference Value = 12.26 V/m; Power Drift = 0.05 dB
Peak SAR (extrapolated) = 0.158 W/kg
SAR(1 g) = 0.123 W/kg; SAR(10 g) = 0.092 W/kg
Maximum value of SAR (measured) = 0.129 W/kg

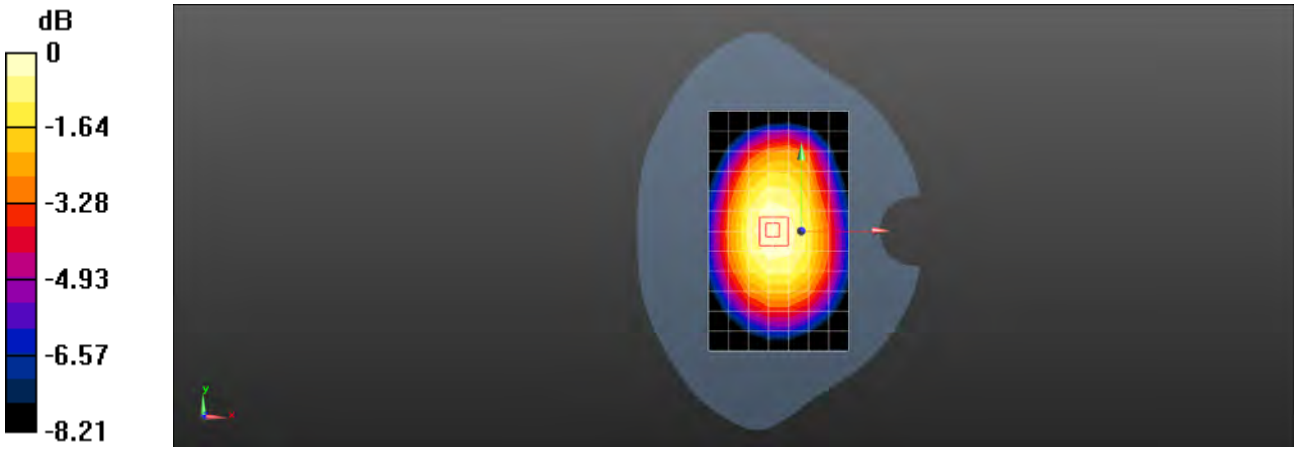

0 dB = 0.129 W/kg = -8.89 dBW/kg

Date: 2020-11-02

Test Laboratory: SGS-SAR Lab

M2007J22G LTE Band 17 10M QPSK 1RB25 23790CH Back side 10mm Ant1

DUT: M2007J22G; Type: Mobile Phone; Serial: 869536050020125

Communication System: UID 0, LTE-FDD BW 10MHZ (0); Frequency: 710 MHz;Duty Cycle: 1:1

Medium: HSL750;Medium parameters used: f = 710 MHz; σ = 0.854 S/m; ε_r = 43.286; ρ = 1000 kg/m^3
Phantom section: Flat Section

DASY 5 Configuration:

- Probe: EX3DV4 - SN3962; ConvF(10.16, 10.16, 10.16); Calibrated: 2020-04-01
- Sensor-Surface: 2mm (Mechanical Surface Detection)
- Electronics: DAE4 Sn1428; Calibrated: 2020-03-03
- Phantom: SAM 3; Type: SAM; Serial: 1912
- DASY52 52.8.8(1222); SEMCAD X 14.6.13(7474)

Configuration/Body/Area Scan (8x13x1): Measurement grid: dx=15mm, dy=15mm
Maximum value of SAR (measured) = 0.153 W/kg

Configuration/Body/Zoom Scan (5x5x7)/Cube 0: Measurement grid: dx=8mm, dy=8mm, dz=5mm
Reference Value = 13.28 V/m; Power Drift = 0.05 dB
Peak SAR (extrapolated) = 0.190 W/kg
SAR(1 g) = 0.147 W/kg; SAR(10 g) = 0.110 W/kg
Maximum value of SAR (measured) = 0.154 W/kg

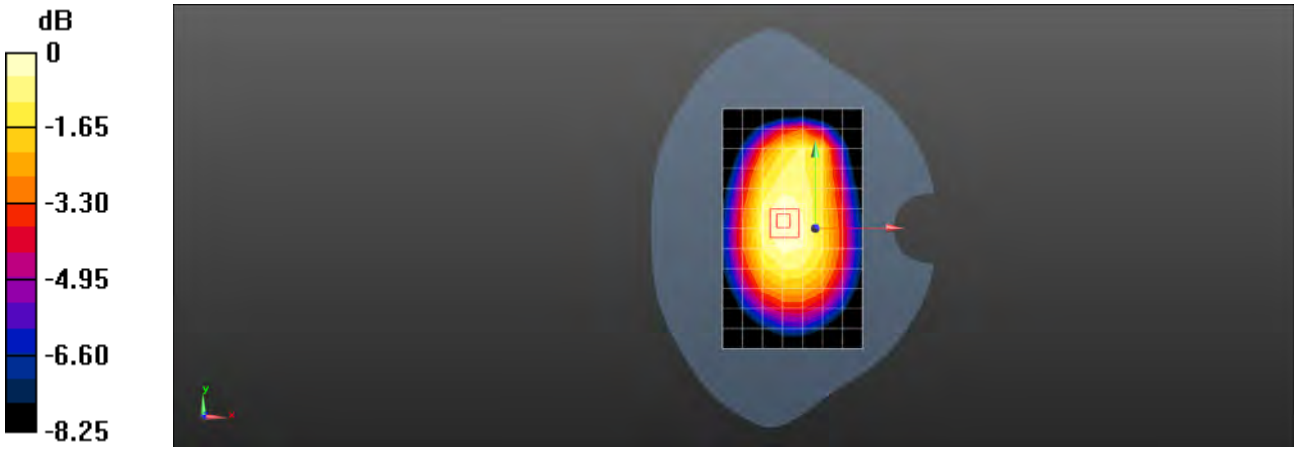

0 dB = 0.154 W/kg = -8.12 dBW/kg

Date: 2020/09/23

Test Laboratory: SGS-SAR Lab

M2007J22G LTE Band 26 15M QPSK 1RB74 26865CH Left cheek Ant0

DUT: M2007J22G; Type: Mobile Phone; Serial: 869536050020307

Communication System: UID 0, LTE-FDD BW 15MHz (0); Frequency: 831.5 MHz;Duty Cycle: 1:1

Medium: HSL835;Medium parameters used (interpolated): f = 831.5 MHz; σ = 0.925 S/m; ε_r = 42.89; ρ = 1000 kg/m^3
Phantom section: Flat Section

DASY 5 Configuration:

- Probe: EX3DV4 - SN3793; ConvF(9.05, 9.05, 9.05); Calibrated: 2020/05/09;
- Sensor-Surface: 2mm (Mechanical Surface Detection)
- Electronics: DAE4 Sn1267; Calibrated: 2020/06/12
- Phantom: SAM 11; Type: SAM; Serial: 1410
- DASY52 52.8.8(1222); SEMCAD X 14.6.10(7331)

Configuration/Head/Area Scan (8x14x1): Measurement grid: dx=15mm, dy=15mm
Maximum value of SAR (measured) = 0.186 W/kg

Configuration/Head/Zoom Scan (5x5x7)/Cube 0: Measurement grid: dx=8mm, dy=8mm, dz=5mm
Reference Value = 2.802 V/m; Power Drift = 0.06 dB
Peak SAR (extrapolated) = 0.227 W/kg
SAR(1 g) = 0.184 W/kg; SAR(10 g) = 0.143 W/kg
Maximum value of SAR (measured) = 0.190 W/kg



0 dB = 0.190 W/kg = -7.21 dBW/kg

Date: 2020/09/23

Test Laboratory: SGS-SAR Lab

M2007J22G LTE Band 26 15M QPSK 1RB74 26865CH Back side 15mm Ant0

DUT: M2007J22G; Type: Mobile Phone; Serial: 869536050020307

Communication System: UID 0, LTE-FDD BW 15MHz (0); Frequency: 831.5 MHz;Duty Cycle: 1:1

Medium: HSL835;Medium parameters used (interpolated): f = 831.5 MHz; σ = 0.925 S/m; ε_r = 42.89; ρ = 1000 kg/m^3
Phantom section: Flat Section

DASY 5 Configuration:

- Probe: EX3DV4 - SN3793; ConvF(9.05, 9.05, 9.05); Calibrated: 2020/05/09;
- Sensor-Surface: 2mm (Mechanical Surface Detection)
- Electronics: DAE4 Sn1267; Calibrated: 2020/06/12
- Phantom: SAM 11; Type: SAM; Serial: 1410
- DASY52 52.8.8(1222); SEMCAD X 14.6.10(7331)

Configuration/Body/Area Scan (8x13x1): Measurement grid: dx=15mm, dy=15mm
Maximum value of SAR (measured) = 0.211 W/kg

Configuration/Body/Zoom Scan (5x5x7)/Cube 0: Measurement grid: dx=8mm, dy=8mm, dz=5mm
Reference Value = 14.43 V/m; Power Drift = 0.01 dB
Peak SAR (extrapolated) = 0.247 W/kg
SAR(1 g) = 0.201 W/kg; SAR(10 g) = 0.155 W/kg
Maximum value of SAR (measured) = 0.210 W/kg

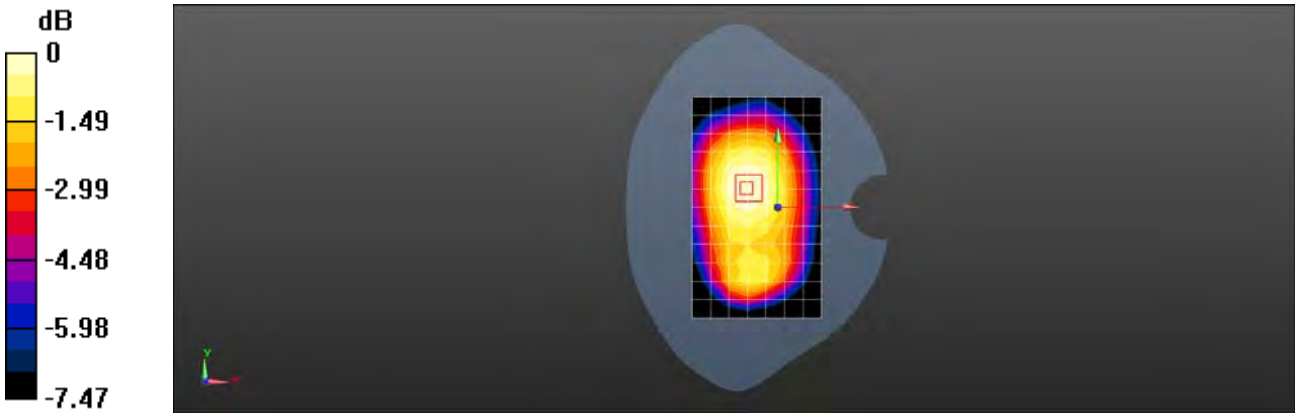

0 dB = 0.210 W/kg = -6.78 dBW/kg

Date: 2020/09/23

Test Laboratory: SGS-SAR Lab

M2007J22G LTE Band 26 15M QPSK 1RB74 26865CH Back side 10mm Ant0

DUT: M2007J22G; Type: Mobile Phone; Serial: 869536050020307

Communication System: UID 0, LTE-FDD BW 15MHz (0); Frequency: 831.5 MHz;Duty Cycle: 1:1

Medium: HSL835;Medium parameters used (interpolated): f = 831.5 MHz; σ = 0.925 S/m; ε_r = 42.89; ρ = 1000 kg/m^3
Phantom section: Flat Section

DASY 5 Configuration:

- Probe: EX3DV4 - SN3793; ConvF(9.05, 9.05, 9.05); Calibrated: 2020/05/09;
- Sensor-Surface: 2mm (Mechanical Surface Detection)
- Electronics: DAE4 Sn1267; Calibrated: 2020/06/12
- Phantom: SAM 11; Type: SAM; Serial: 1410
- DASY52 52.8.8(1222); SEMCAD X 14.6.10(7331)

Configuration/Body/Area Scan (8x13x1): Measurement grid: dx=15mm, dy=15mm
Maximum value of SAR (measured) = 0.368 W/kg

Configuration/Body/Zoom Scan (5x5x7)/Cube 0: Measurement grid: dx=8mm, dy=8mm, dz=5mm
Reference Value = 16.81 V/m; Power Drift = 0.01 dB
Peak SAR (extrapolated) = 0.592 W/kg
SAR(1 g) = 0.352 W/kg; SAR(10 g) = 0.222 W/kg
Maximum value of SAR (measured) = 0.374 W/kg

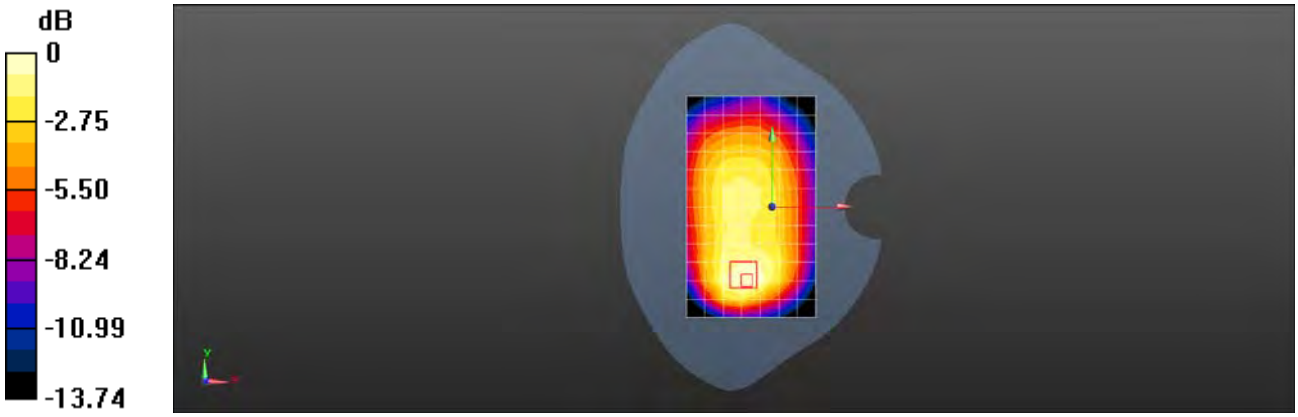

0 dB = 0.374 W/kg = -4.27 dBW/kg

Date: 2020/09/23

Test Laboratory: SGS-SAR Lab

M2007J22G LTE Band 26 15M QPSK 36RB39 26765CH Right cheek Ant1

DUT: M2007J22G; Type: Mobile Phone; Serial: 869536050020307

Communication System: UID 0, LTE-FDD BW 15MHz (0); Frequency: 821.5 MHz;Duty Cycle: 1:1

Medium: HSL835;Medium parameters used (interpolated): f = 821.5 MHz; σ = 0.916 S/m; ε_r = 42.943; ρ = 1000 kg/m^3
Phantom section: Right Section

DASY 5 Configuration:

- Probe: EX3DV4 - SN3793; ConvF(9.05, 9.05, 9.05); Calibrated: 2020/05/09;
- Sensor-Surface: 2mm (Mechanical Surface Detection)
- Electronics: DAE4 Sn1267; Calibrated: 2020/06/12
- Phantom: SAM 11; Type: SAM; Serial: 1410
- DASY52 52.8.8(1222); SEMCAD X 14.6.10(7331)

Configuration/Head/Area Scan (8x14x1): Measurement grid: dx=15mm, dy=15mm
Maximum value of SAR (measured) = 0.566 W/kg

Configuration/Head/Zoom Scan (5x5x7)/Cube 0: Measurement grid: dx=8mm, dy=8mm, dz=5mm
Reference Value = 21.36 V/m; Power Drift = 0.00 dB
Peak SAR (extrapolated) = 1.03 W/kg
SAR(1 g) = 0.563 W/kg; SAR(10 g) = 0.352 W/kg
Maximum value of SAR (measured) = 0.585 W/kg



0 dB = 0.585 W/kg = -2.33 dBW/kg

Date: 2020/09/23

Test Laboratory: SGS-SAR Lab

M2007J22G LTE Band 26 15M QPSK 1RB74 26865CH Back side 15mm Ant1

DUT: M2007J22G; Type: Mobile Phone; Serial: 869536050020307

Communication System: UID 0, LTE-FDD BW 15MHz (0); Frequency: 831.5 MHz;Duty Cycle: 1:1

Medium: HSL835;Medium parameters used (interpolated): f = 831.5 MHz; σ = 0.925 S/m; ε_r = 42.89; ρ = 1000 kg/m^3
Phantom section: Flat Section

DASY 5 Configuration:

- Probe: EX3DV4 - SN3793; ConvF(9.05, 9.05, 9.05); Calibrated: 2020/05/09;
- Sensor-Surface: 2mm (Mechanical Surface Detection)
- Electronics: DAE4 Sn1267; Calibrated: 2020/06/12
- Phantom: SAM 11; Type: SAM; Serial: 1410
- DASY52 52.8.8(1222); SEMCAD X 14.6.10(7331)

Configuration/Body/Area Scan (8x13x1): Measurement grid: dx=15mm, dy=15mm
Maximum value of SAR (measured) = 0.212 W/kg

Configuration/Body/Zoom Scan (5x5x7)/Cube 0: Measurement grid: dx=8mm, dy=8mm, dz=5mm
Reference Value = 12.38 V/m; Power Drift = 0.09 dB
Peak SAR (extrapolated) = 0.259 W/kg
SAR(1 g) = 0.207 W/kg; SAR(10 g) = 0.155 W/kg
Maximum value of SAR (measured) = 0.219 W/kg

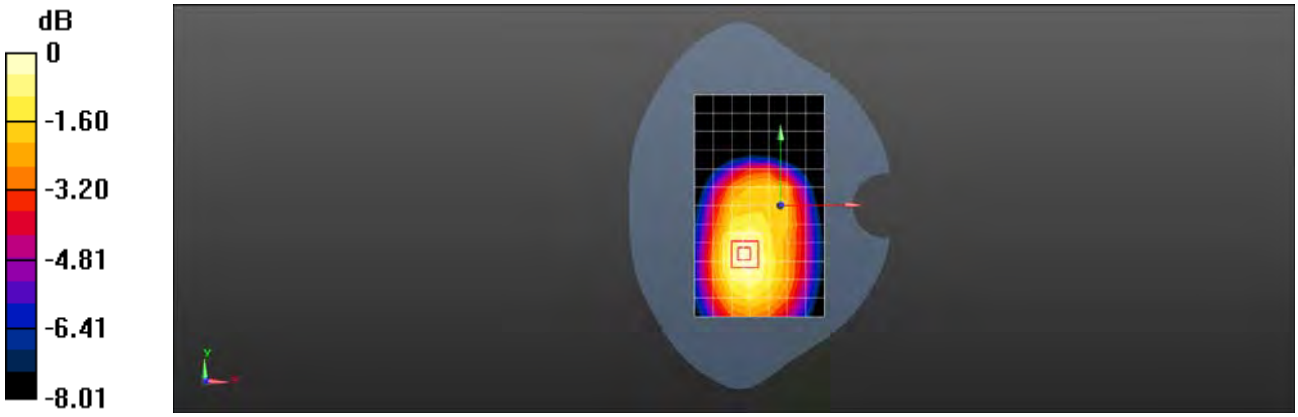

0 dB = 0.219 W/kg = -6.60 dBW/kg

Date: 2020/09/23

Test Laboratory: SGS-SAR Lab

M2007J22G LTE Band 26 15M QPSK 1RB74 26865CH Back side 10mm Ant1

DUT: M2007J22G; Type: Mobile Phone; Serial: 869536050020307

Communication System: UID 0, LTE-FDD BW 15MHz (0); Frequency: 831.5 MHz;Duty Cycle: 1:1

Medium: HSL835;Medium parameters used (interpolated): f = 831.5 MHz; σ = 0.925 S/m; ε_r = 42.89; ρ = 1000 kg/m^3
Phantom section: Flat Section

DASY 5 Configuration:

- Probe: EX3DV4 - SN3793; ConvF(9.05, 9.05, 9.05); Calibrated: 2020/05/09;
- Sensor-Surface: 2mm (Mechanical Surface Detection)
- Electronics: DAE4 Sn1267; Calibrated: 2020/06/12
- Phantom: SAM 11; Type: SAM; Serial: 1410
- DASY52 52.8.8(1222); SEMCAD X 14.6.10(7331)

Configuration/Body/Area Scan (8x13x1): Measurement grid: dx=15mm, dy=15mm
Maximum value of SAR (measured) = 0.305 W/kg

Configuration/Body/Zoom Scan (5x5x7)/Cube 0: Measurement grid: dx=8mm, dy=8mm, dz=5mm
Reference Value = 14.88 V/m; Power Drift = 0.07 dB
Peak SAR (extrapolated) = 0.382 W/kg
SAR(1 g) = 0.304 W/kg; SAR(10 g) = 0.225 W/kg
Maximum value of SAR (measured) = 0.322 W/kg

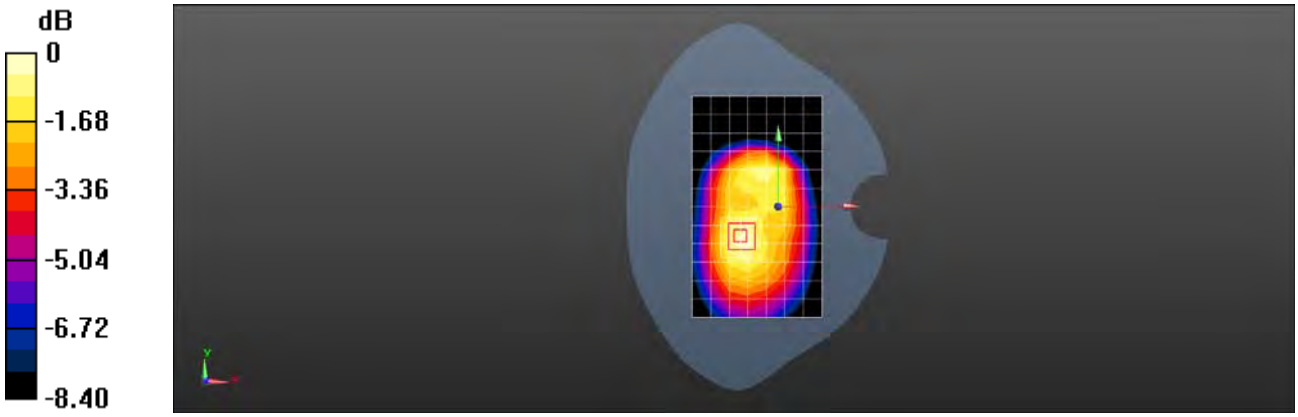

0 dB = 0.322 W/kg = -4.92 dBW/kg

Date: 2020-09-26

Test Laboratory: SGS-SAR Lab

M2007J22G LTE Band 38 20M QPSK 1RB0 38000CH Left cheek Ant0

DUT: M2007J22G; Type: Mobile Phone; Serial: 869536050020125

Communication System: UID 0, LTE-TDD BW 20MHz (0); Frequency: 2595 MHz;Duty Cycle: 1:1.58

Medium: HSL2600;Medium parameters used: f = 2595 MHz; σ = 1.903 S/m; ε_r = 38.496; ρ = 1000 kg/m^3
Phantom section: Left Section

DASY 5 Configuration:

- Probe: EX3DV4 - SN3962; ConvF(7.42, 7.42, 7.42); Calibrated: 2020-04-01
- Sensor-Surface: 2mm (Mechanical Surface Detection)
- Electronics: DAE4 Sn1428; Calibrated: 2020-03-03
- Phantom: SAM 3; Type: SAM; Serial: 1912
- DASY52 52.8.8(1222); SEMCAD X 14.6.13(7474)

Configuration/Head/Area Scan (10x16x1): Measurement grid: dx=12mm, dy=12mm
Maximum value of SAR (measured) = 0.225 W/kg

Configuration/Head/Zoom Scan (7x7x7)/Cube 0: Measurement grid: dx=5mm, dy=5mm, dz=5mm
Reference Value = 2.610 V/m; Power Drift = 0.01 dB
Peak SAR (extrapolated) = 0.391 W/kg
SAR(1 g) = 0.207 W/kg; SAR(10 g) = 0.108 W/kg
Maximum value of SAR (measured) = 0.228 W/kg

0 dB = 0.228 W/kg = -6.42 dBW/kg

Date: 2020-09-26

Test Laboratory: SGS-SAR Lab

M2007J22G LTE Band 38 20M QPSK 1RB0 38000CH Back side 15mm Ant0

DUT: M2007J22G; Type: Mobile Phone; Serial: 869536050020125

Communication System: UID 0, LTE-TDD BW 20MHz (0); Frequency: 2595 MHz;Duty Cycle: 1:1.58

Medium: HSL2600;Medium parameters used: f = 2595 MHz; σ = 1.903 S/m; ε_r = 38.496; ρ = 1000 kg/m^3
Phantom section: Flat Section

DASY 5 Configuration:

- Probe: EX3DV4 - SN3962; ConvF(7.42, 7.42, 7.42); Calibrated: 2020-04-01
- Sensor-Surface: 2mm (Mechanical Surface Detection)
- Electronics: DAE4 Sn1428; Calibrated: 2020-03-03
- Phantom: SAM 3; Type: SAM; Serial: 1912
- DASY52 52.8.8(1222); SEMCAD X 14.6.13(7474)

Configuration/Body/Area Scan (10x16x1): Measurement grid: dx=12mm, dy=12mm
Maximum value of SAR (measured) = 0.249 W/kg

Configuration/Body/Zoom Scan (7x7x7)/Cube 0: Measurement grid: dx=5mm, dy=5mm, dz=5mm
Reference Value = 2.707 V/m; Power Drift = 0.07 dB
Peak SAR (extrapolated) = 0.469 W/kg
SAR(1 g) = 0.239 W/kg; SAR(10 g) = 0.129 W/kg
Maximum value of SAR (measured) = 0.259 W/kg

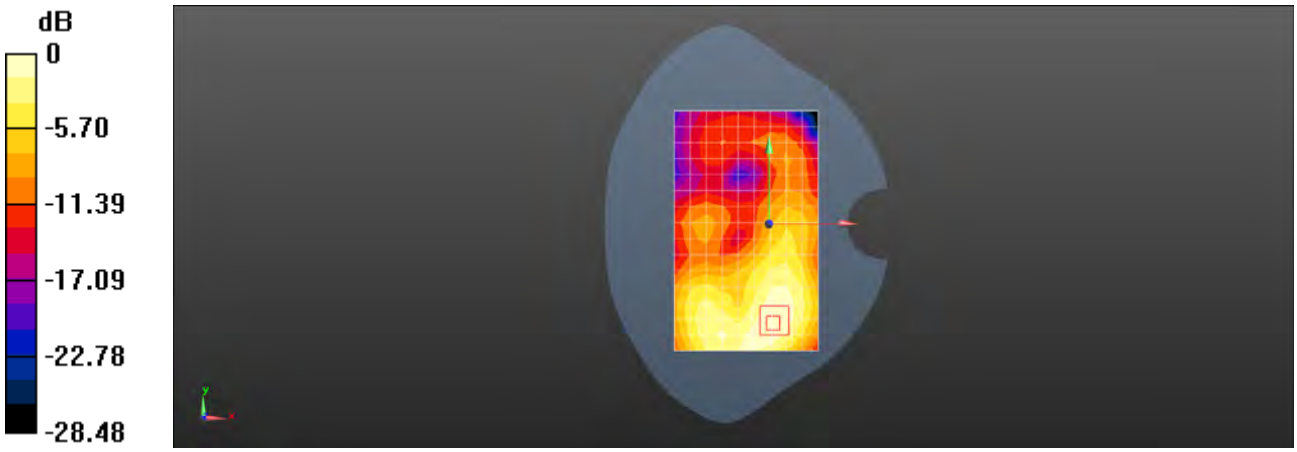

0 dB = 0.259 W/kg = -5.87 dBW/kg

Date: 2020-09-26

Test Laboratory: SGS-SAR Lab

M2007J22G LTE Band 38 20M QPSK 50RB0 38000CH Back side 10mm Ant0

DUT: M2007J22G; Type: Mobile Phone; Serial: 869536050020125

Communication System: UID 0, LTE-TDD BW 20MHz (0); Frequency: 2595 MHz;Duty Cycle: 1:1.58

Medium: HSL2600;Medium parameters used: f = 2595 MHz; σ = 1.903 S/m; ε_r = 38.496; ρ = 1000 kg/m^3
Phantom section: Flat Section

DASY 5 Configuration:

- Probe: EX3DV4 - SN3962; ConvF(7.42, 7.42, 7.42); Calibrated: 2020-04-01
- Sensor-Surface: 2mm (Mechanical Surface Detection)
- Electronics: DAE4 Sn1428; Calibrated: 2020-03-03
- Phantom: SAM 3; Type: SAM; Serial: 1912
- DASY52 52.8.8(1222); SEMCAD X 14.6.13(7474)

Configuration/Body/Area Scan (10x16x1): Measurement grid: dx=12mm, dy=12mm
Maximum value of SAR (measured) = 0.282 W/kg

Configuration/Body/Zoom Scan (7x7x7)/Cube 0: Measurement grid: dx=5mm, dy=5mm, dz=5mm
Reference Value = 2.664 V/m; Power Drift = 0.17 dB
Peak SAR (extrapolated) = 0.544 W/kg
SAR(1 g) = 0.259 W/kg; SAR(10 g) = 0.133 W/kg
Maximum value of SAR (measured) = 0.285 W/kg

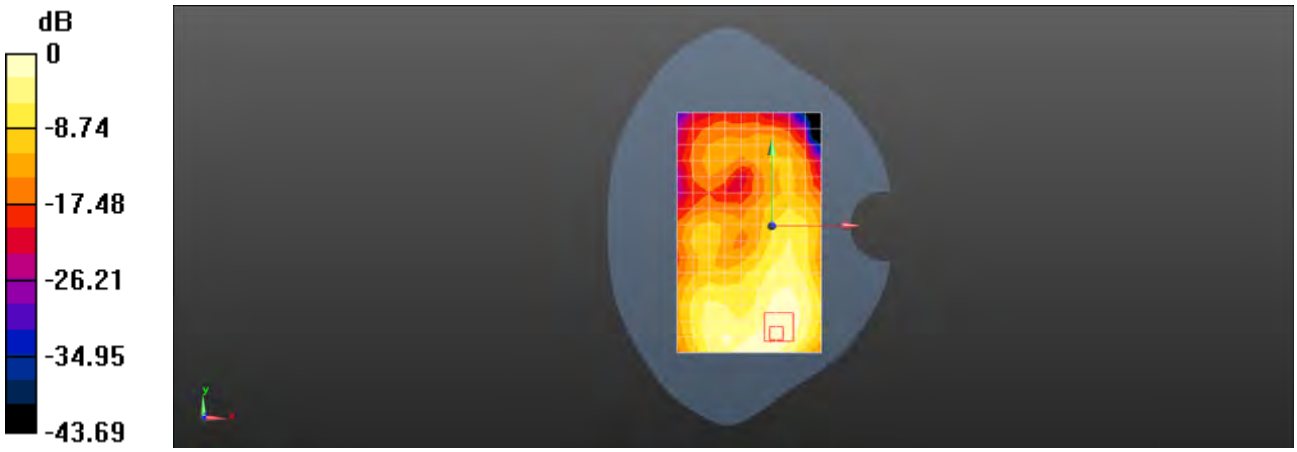

0 dB = 0.285 W/kg = -5.45 dBW/kg

Date: 2020-09-26

Test Laboratory: SGS-SAR Lab

M2007J22G LTE Band 38 20M QPSK 1RB50 38000CH Right cheek Ant1

DUT: M2007J22G; Type: Mobile Phone; Serial: 869536050020125

Communication System: UID 0, LTE-TDD BW 20MHz (0); Frequency: 2595 MHz;Duty Cycle: 1:1.58

Medium: HSL2600;Medium parameters used: f = 2595 MHz; σ = 1.903 S/m; ε_r = 38.496; ρ = 1000 kg/m^3
Phantom section: Right Section

DASY 5 Configuration:

- Probe: EX3DV4 - SN3962; ConvF(7.42, 7.42, 7.42); Calibrated: 2020-04-01
- Sensor-Surface: 2mm (Mechanical Surface Detection)
- Electronics: DAE4 Sn1428; Calibrated: 2020-03-03
- Phantom: SAM 3; Type: SAM; Serial: 1912
- DASY52 52.8.8(1222); SEMCAD X 14.6.13(7474)

Configuration/Head/Area Scan (10x17x1): Measurement grid: dx=12mm, dy=12mm
Maximum value of SAR (measured) = 0.401 W/kg

Configuration/Head/Zoom Scan (7x7x7)/Cube 0: Measurement grid: dx=5mm, dy=5mm, dz=5mm
Reference Value = 8.203 V/m; Power Drift = -0.01 dB
Peak SAR (extrapolated) = 0.807 W/kg
SAR(1 g) = 0.378 W/kg; SAR(10 g) = 0.185 W/kg
Maximum value of SAR (measured) = 0.438 W/kg



0 dB = 0.438 W/kg = -3.59 dBW/kg

Date: 2020-09-26

Test Laboratory: SGS-SAR Lab

M2007J22G LTE Band 38 20M QPSK 1RB50 38000CH Back side 15mm Ant1

DUT: M2007J22G; Type: Mobile Phone; Serial: 869536050020125

Communication System: UID 0, LTE-TDD BW 20MHz (0); Frequency: 2595 MHz;Duty Cycle: 1:1.58

Medium: HSL2600;Medium parameters used: f = 2595 MHz; σ = 1.903 S/m; ε_r = 38.496; ρ = 1000 kg/m^3
Phantom section: Flat Section

DASY 5 Configuration:

- Probe: EX3DV4 - SN3962; ConvF(7.42, 7.42, 7.42); Calibrated: 2020-04-01
- Sensor-Surface: 2mm (Mechanical Surface Detection)
- Electronics: DAE4 Sn1428; Calibrated: 2020-03-03
- Phantom: SAM 3; Type: SAM; Serial: 1912
- DASY52 52.8.8(1222); SEMCAD X 14.6.13(7474)

Configuration/Body/Area Scan (10x16x1): Measurement grid: dx=12mm, dy=12mm
Maximum value of SAR (measured) = 0.205 W/kg

Configuration/Body/Zoom Scan (7x7x7)/Cube 0: Measurement grid: dx=5mm, dy=5mm, dz=5mm
Reference Value = 2.006 V/m; Power Drift = 0.08 dB
Peak SAR (extrapolated) = 0.388 W/kg
SAR(1 g) = 0.193 W/kg; SAR(10 g) = 0.098 W/kg
Maximum value of SAR (measured) = 0.213 W/kg

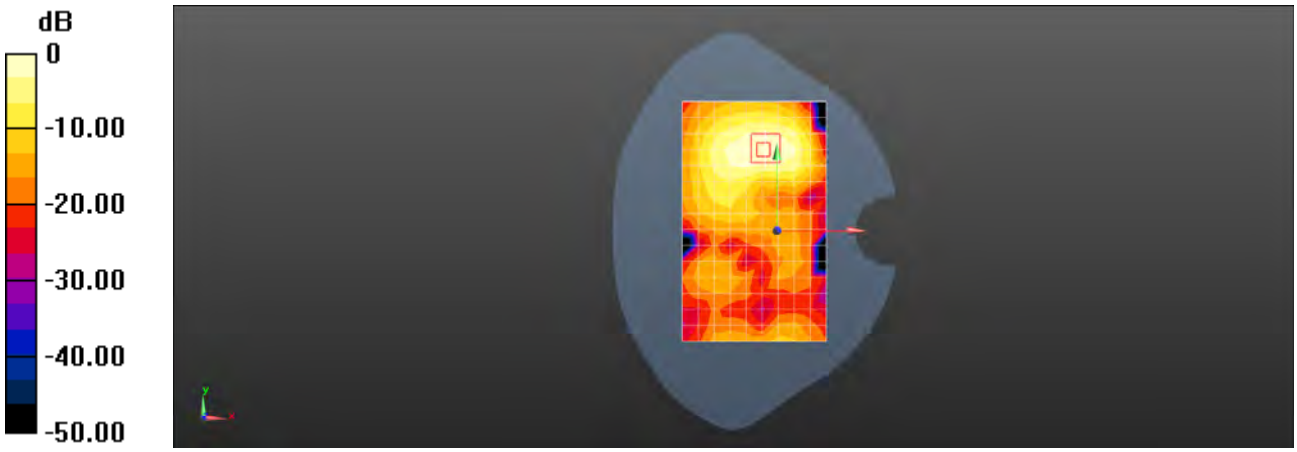

0 dB = 0.213 W/kg = -6.72 dBW/kg

Date: 2020-09-26

Test Laboratory: SGS-SAR Lab

M2007J22G LTE Band 38 20M QPSK 1RB50 38000CH Top side 10mm Ant1

DUT: M2007J22G; Type: Mobile Phone; Serial: 869536050020125

Communication System: UID 0, LTE-TDD BW 20MHz (0); Frequency: 2595 MHz;Duty Cycle: 1:1.58

Medium: HSL2600;Medium parameters used: f = 2595 MHz; σ = 1.903 S/m; ε_r = 38.496; ρ = 1000 kg/m^3
Phantom section: Flat Section

DASY 5 Configuration:

- Probe: EX3DV4 - SN3962; ConvF(7.42, 7.42, 7.42); Calibrated: 2020-04-01
- Sensor-Surface: 2mm (Mechanical Surface Detection)
- Electronics: DAE4 Sn1428; Calibrated: 2020-03-03
- Phantom: SAM 3; Type: SAM; Serial: 1912
- DASY52 52.8.8(1222); SEMCAD X 14.6.13(7474)

Configuration/Body/Area Scan (6x10x1): Measurement grid: dx=12mm, dy=12mm
Maximum value of SAR (measured) = 0.357 W/kg

Configuration/Body/Zoom Scan (7x7x7)/Cube 0: Measurement grid: dx=5mm, dy=5mm, dz=5mm
Reference Value = 10.37 V/m; Power Drift = 0.05 dB
Peak SAR (extrapolated) = 0.802 W/kg
SAR(1 g) = 0.391 W/kg; SAR(10 g) = 0.191 W/kg
Maximum value of SAR (measured) = 0.428 W/kg

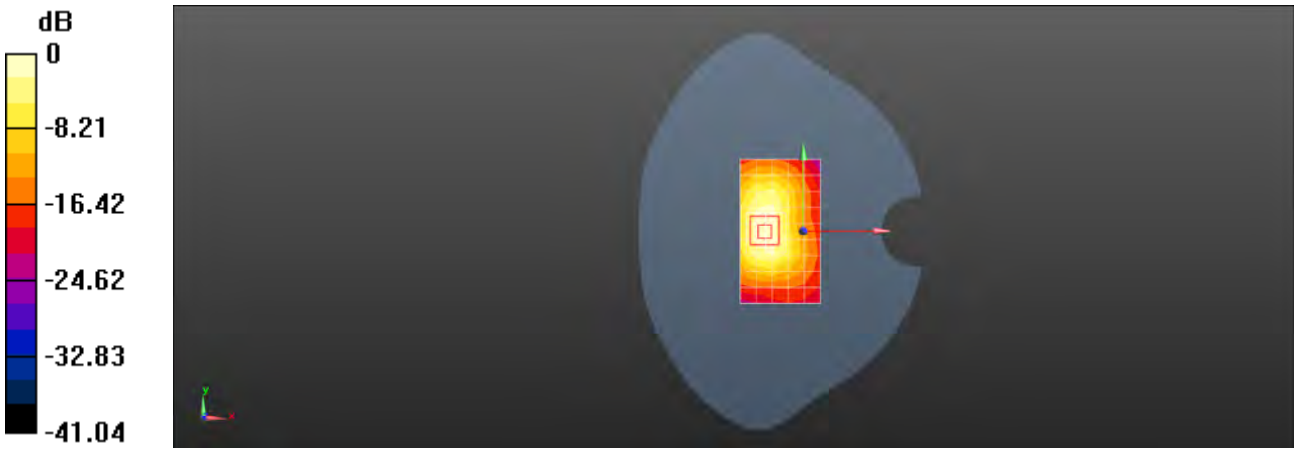

0 dB = 0.428 W/kg = -3.69 dBW/kg

Date: 2020-10-12

Test Laboratory: SGS-SAR Lab

M2007J22G LTE Band 41 20M QPSK 1RB50 40620CH Left cheek Ant0

DUT: M2007J22G; Type: Mobile Phone; Serial: 869536050020125

Communication System: UID 0, LTE-TDD BW 20MHz (0); Frequency: 2593 MHz;Duty Cycle: 1:1.58

Medium: HSL2600;Medium parameters used: f = 2593 MHz; σ = 1.925 S/m; ε_r = 40.24; ρ = 1000 kg/m^3
Phantom section: Left Section

DASY 5 Configuration:

- Probe: EX3DV4 - SN3962; ConvF(7.42, 7.42, 7.42); Calibrated: 2020-04-01
- Sensor-Surface: 2mm (Mechanical Surface Detection)
- Electronics: DAE4 Sn1428; Calibrated: 2020-03-03
- Phantom: SAM 3; Type: SAM; Serial: 1912
- DASY52 52.8.8(1222); SEMCAD X 14.6.13(7474)

Configuration/Head/Area Scan (10x16x1): Measurement grid: dx=12mm, dy=12mm
Maximum value of SAR (measured) = 0.182 W/kg

Configuration/Head/Zoom Scan (7x7x7)/Cube 0: Measurement grid: dx=5mm, dy=5mm, dz=5mm
Reference Value = 2.096 V/m; Power Drift = 0.01 dB
Peak SAR (extrapolated) = 0.312 W/kg
SAR(1 g) = 0.166 W/kg; SAR(10 g) = 0.086 W/kg
Maximum value of SAR (measured) = 0.182 W/kg



0 dB = 0.182 W/kg = -7.40 dBW/kg

Date: 2020-10-12

Test Laboratory: SGS-SAR Lab

M2007J22G LTE Band 41 20M QPSK 1RB50 40620CH Back side 15mm Ant0

DUT: M2007J22G; Type: Mobile Phone; Serial: 869536050020125

Communication System: UID 0, LTE-TDD BW 20MHz (0); Frequency: 2593 MHz;Duty Cycle: 1:1.58

Medium: HSL2600;Medium parameters used: f = 2593 MHz; σ = 1.925 S/m; ε_r = 40.24; ρ = 1000 kg/m^3
Phantom section: Flat Section

DASY 5 Configuration:

- Probe: EX3DV4 - SN3962; ConvF(7.42, 7.42, 7.42); Calibrated: 2020-04-01
- Sensor-Surface: 2mm (Mechanical Surface Detection)
- Electronics: DAE4 Sn1428; Calibrated: 2020-03-03
- Phantom: SAM 3; Type: SAM; Serial: 1912
- DASY52 52.8.8(1222); SEMCAD X 14.6.13(7474)

Configuration/Body/Area Scan (10x16x1): Measurement grid: dx=12mm, dy=12mm
Maximum value of SAR (measured) = 0.202 W/kg

Configuration/Body/Zoom Scan (7x7x7)/Cube 0: Measurement grid: dx=5mm, dy=5mm, dz=5mm
Reference Value = 2.568 V/m; Power Drift = 0.01 dB
Peak SAR (extrapolated) = 0.369 W/kg
SAR(1 g) = 0.192 W/kg; SAR(10 g) = 0.104 W/kg
Maximum value of SAR (measured) = 0.207 W/kg

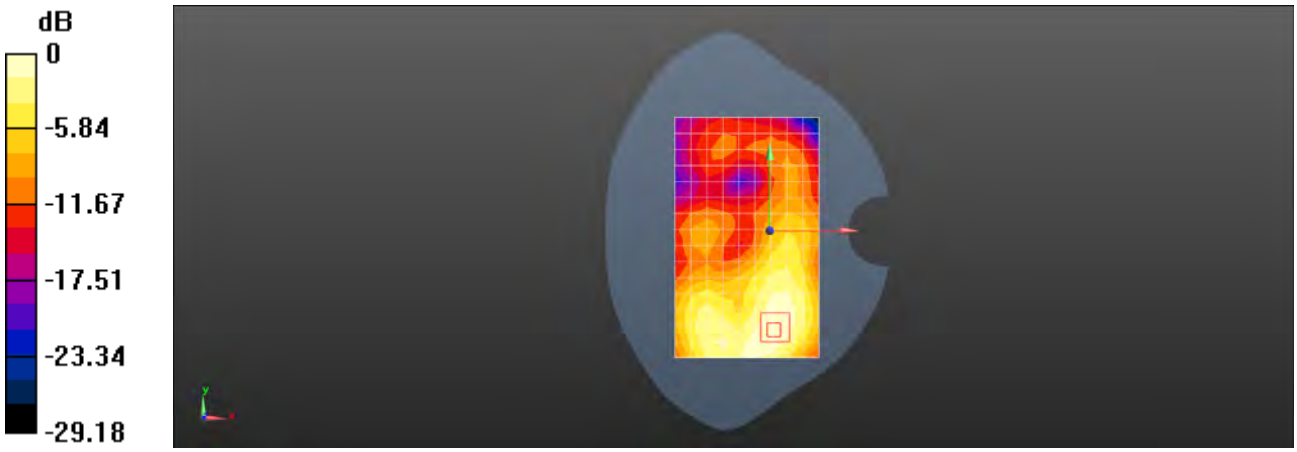

0 dB = 0.207 W/kg = -6.84 dBW/kg

Date: 2020-10-12

Test Laboratory: SGS-SAR Lab

M2007J22G LTE Band 41 20M QPSK 50RB50 40620CH Back side 10mm Ant0

DUT: M2007J22G; Type: Mobile Phone; Serial: 869536050020125

Communication System: UID 0, LTE-TDD BW 20MHz (0); Frequency: 2593 MHz;Duty Cycle: 1:1.58

Medium: HSL2600;Medium parameters used: f = 2593 MHz; σ = 1.925 S/m; ε_r = 40.24; ρ = 1000 kg/m^3
Phantom section: Flat Section

DASY 5 Configuration:

- Probe: EX3DV4 - SN3962; ConvF(7.42, 7.42, 7.42); Calibrated: 2020-04-01
- Sensor-Surface: 2mm (Mechanical Surface Detection)
- Electronics: DAE4 Sn1428; Calibrated: 2020-03-03
- Phantom: SAM 3; Type: SAM; Serial: 1912
- DASY52 52.8.8(1222); SEMCAD X 14.6.13(7474)

Configuration/Body/Area Scan (10x16x1): Measurement grid: dx=12mm, dy=12mm
Maximum value of SAR (measured) = 0.287 W/kg

Configuration/Body/Zoom Scan (7x7x7)/Cube 0: Measurement grid: dx=5mm, dy=5mm, dz=5mm
Reference Value = 2.748 V/m; Power Drift = -0.01 dB
Peak SAR (extrapolated) = 0.557 W/kg
SAR(1 g) = 0.264 W/kg; SAR(10 g) = 0.136 W/kg
Maximum value of SAR (measured) = 0.288 W/kg

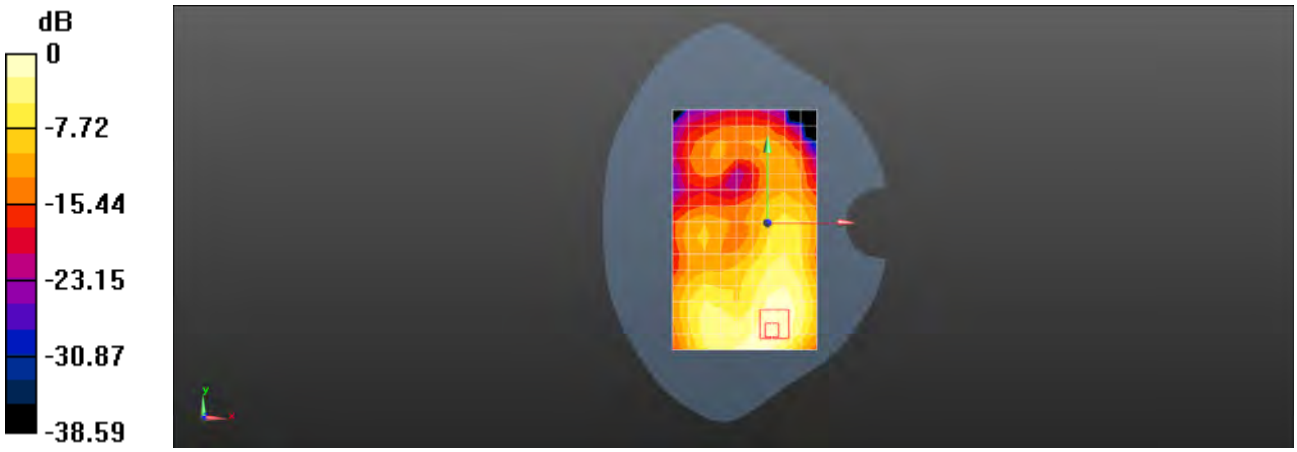

0 dB = 0.288 W/kg = -5.41 dBW/kg

Date: 2020-10-12

Test Laboratory: SGS-SAR Lab

M2007J22G LTE Band 41 20M QPSK 50RB25 40620CH Right cheek Ant1

DUT: M2007J22G; Type: Mobile Phone; Serial: 869536050020125

Communication System: UID 0, LTE-TDD BW 20MHz (0); Frequency: 2593 MHz;Duty Cycle: 1:1.58

Medium: HSL2600;Medium parameters used: f = 2593 MHz; σ = 1.925 S/m; ε_r = 40.24; ρ = 1000 kg/m^3
Phantom section: Right Section

DASY 5 Configuration:

- Probe: EX3DV4 - SN3962; ConvF(7.42, 7.42, 7.42); Calibrated: 2020-04-01
- Sensor-Surface: 2mm (Mechanical Surface Detection)
- Electronics: DAE4 Sn1428; Calibrated: 2020-03-03
- Phantom: SAM 3; Type: SAM; Serial: 1912
- DASY52 52.8.8(1222); SEMCAD X 14.6.13(7474)

Configuration/Head/Area Scan (10x17x1): Measurement grid: dx=12mm, dy=12mm
Maximum value of SAR (measured) = 0.281 W/kg

Configuration/Head/Zoom Scan (7x7x7)/Cube 0: Measurement grid: dx=5mm, dy=5mm, dz=5mm
Reference Value = 6.901 V/m; Power Drift = -0.09 dB
Peak SAR (extrapolated) = 0.463 W/kg
SAR(1 g) = 0.257 W/kg; SAR(10 g) = 0.130 W/kg
Maximum value of SAR (measured) = 0.290 W/kg



0 dB = 0.290 W/kg = -5.38 dBW/kg

Date: 2020-10-12

Test Laboratory: SGS-SAR Lab

M2007J22G LTE Band 41 20M QPSK 1RB50 40620CH Back side 15mm Ant1

DUT: M2007J22G; Type: Mobile Phone; Serial: 869536050020125

Communication System: UID 0, LTE-TDD BW 20MHz (0); Frequency: 2593 MHz;Duty Cycle: 1:1.58

Medium: HSL2600;Medium parameters used: f = 2593 MHz; σ = 1.925 S/m; ε_r = 40.24; ρ = 1000 kg/m^3
Phantom section: Flat Section

DASY 5 Configuration:

- Probe: EX3DV4 - SN3962; ConvF(7.42, 7.42, 7.42); Calibrated: 2020-04-01
- Sensor-Surface: 2mm (Mechanical Surface Detection)
- Electronics: DAE4 Sn1428; Calibrated: 2020-03-03
- Phantom: SAM 3; Type: SAM; Serial: 1912
- DASY52 52.8.8(1222); SEMCAD X 14.6.13(7474)

Configuration/Body/Area Scan (10x16x1): Measurement grid: dx=12mm, dy=12mm
Maximum value of SAR (measured) = 0.166 W/kg

Configuration/Body/Zoom Scan (7x7x7)/Cube 0: Measurement grid: dx=5mm, dy=5mm, dz=5mm
Reference Value = 0.9900 V/m; Power Drift = 0.04 dB
Peak SAR (extrapolated) = 0.312 W/kg
SAR(1 g) = 0.154 W/kg; SAR(10 g) = 0.078 W/kg
Maximum value of SAR (measured) = 0.170 W/kg

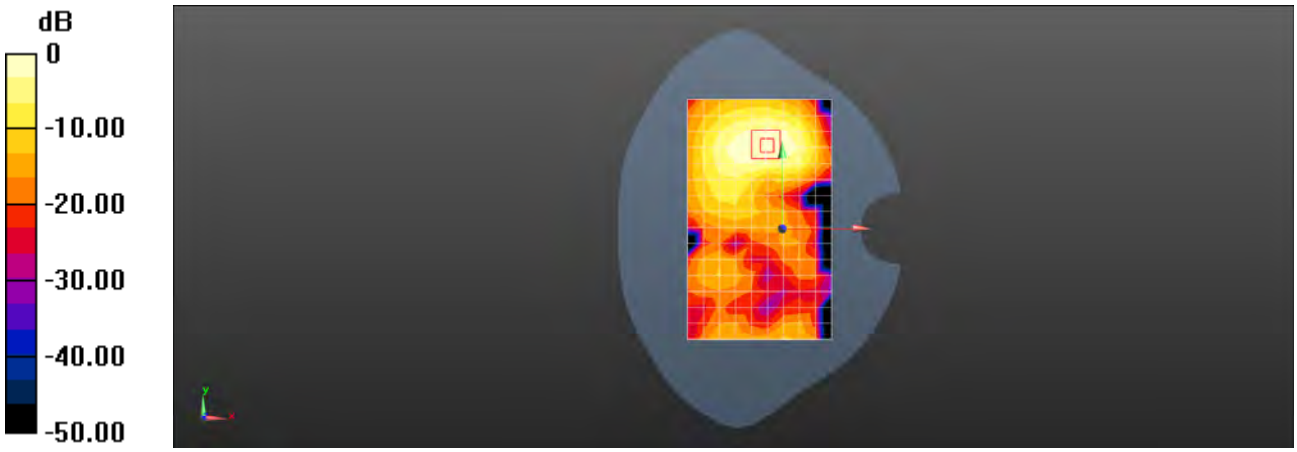

0 dB = 0.170 W/kg = -7.70 dBW/kg

Date: 2020-10-12

Test Laboratory: SGS-SAR Lab

M2007J22G LTE Band 41 20M QPSK 1RB50 40620CH Top side 10mm Ant1

DUT: M2007J22G; Type: Mobile Phone; Serial: 869536050020125

Communication System: UID 0, LTE-TDD BW 20MHz (0); Frequency: 2593 MHz;Duty Cycle: 1:1.58

Medium: HSL2600;Medium parameters used: f = 2593 MHz; σ = 1.925 S/m; ε_r = 40.24; ρ = 1000 kg/m^3
Phantom section: Flat Section

DASY 5 Configuration:

- Probe: EX3DV4 - SN3962; ConvF(7.42, 7.42, 7.42); Calibrated: 2020-04-01
- Sensor-Surface: 2mm (Mechanical Surface Detection)
- Electronics: DAE4 Sn1428; Calibrated: 2020-03-03
- Phantom: SAM 3; Type: SAM; Serial: 1912
- DASY52 52.8.8(1222); SEMCAD X 14.6.13(7474)

Configuration/Body/Area Scan (6x10x1): Measurement grid: dx=12mm, dy=12mm
Maximum value of SAR (measured) = 0.359 W/kg

Configuration/Body/Zoom Scan (7x7x7)/Cube 0: Measurement grid: dx=5mm, dy=5mm, dz=5mm
Reference Value = 10.99 V/m; Power Drift = 0.03 dB
Peak SAR (extrapolated) = 0.723 W/kg
SAR(1 g) = 0.345 W/kg; SAR(10 g) = 0.167 W/kg
Maximum value of SAR (measured) = 0.386 W/kg

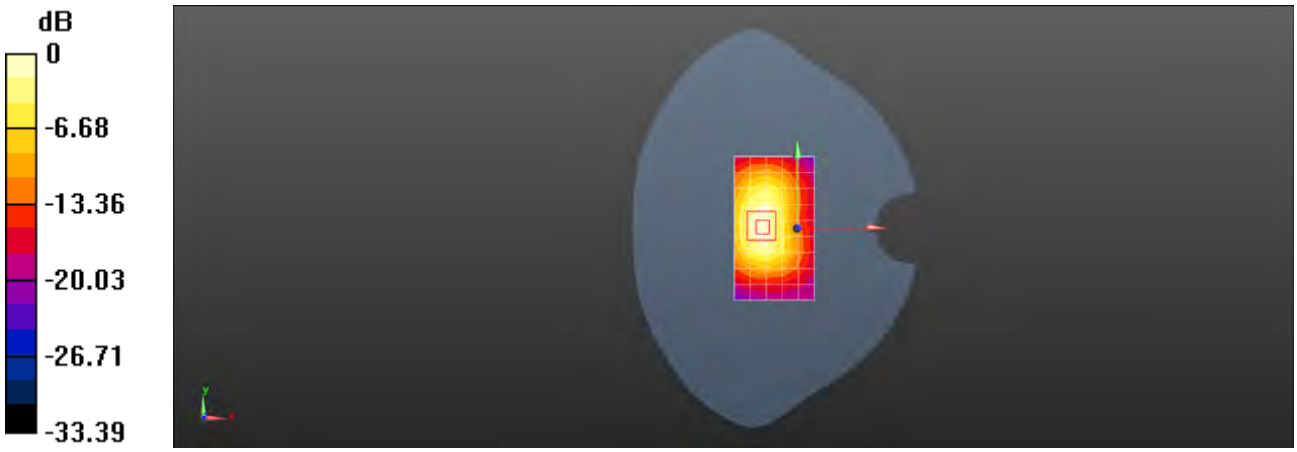

0 dB = 0.386 W/kg = -4.13 dBW/kg

Date: 2020/09/26

Test Laboratory: SGS-SAR Lab

M2007J22G 5GNR N5 20M QPSK 1RB53 167800CH Right cheek Ant0

DUT: M2007J22G; Type: Mobile Phone; Serial: 869536050020349

Communication System: UID 0, NR (0); Frequency: 839 MHz;Duty Cycle: 1:1

Medium: HSL835;Medium parameters used: f = 839 MHz; σ = 0.916 S/m; ε_r = 40.921; ρ = 1000 kg/m^3
Phantom section: Right Section

DASY 5 Configuration:

- Probe: EX3DV4 - SN3793; ConvF(9.05, 9.05, 9.05); Calibrated: 2020/05/09;
- Sensor-Surface: 2mm (Mechanical Surface Detection)
- Electronics: DAE4 Sn1267; Calibrated: 2020/06/12
- Phantom: SAM 11; Type: SAM; Serial: 1410
- DASY52 52.8.8(1222); SEMCAD X 14.6.10(7331)

Configuration/Head/Area Scan (8x13x1): Measurement grid: dx=15mm, dy=15mm
Maximum value of SAR (measured) = 0.208 W/kg

Configuration/Head/Zoom Scan (5x5x7)/Cube 0: Measurement grid: dx=8mm, dy=8mm, dz=5mm
Reference Value = 3.620 V/m; Power Drift = 0.07 dB
Peak SAR (extrapolated) = 0.239 W/kg
SAR(1 g) = 0.193 W/kg; SAR(10 g) = 0.151 W/kg
Maximum value of SAR (measured) = 0.201 W/kg



0 dB = 0.201 W/kg = -6.97 dBW/kg

Date: 2020/09/26

Test Laboratory: SGS-SAR Lab

M2007J22G 5GNR N5 20M QPSK 50RB28 166800CH Back side 15mm Ant0

DUT: M2007J22G; Type: Mobile Phone; Serial: 869536050020349

Communication System: UID 0, NR (0); Frequency: 834 MHz;Duty Cycle: 1:1

Medium: HSL835;Medium parameters used (interpolated): f = 834 MHz; σ = 0.914 S/m; ε_r = 40.949; ρ = 1000 kg/m^3
Phantom section: Flat Section

DASY 5 Configuration:

- Probe: EX3DV4 - SN3793; ConvF(9.05, 9.05, 9.05); Calibrated: 2020/05/09;
- Sensor-Surface: 2mm (Mechanical Surface Detection)
- Electronics: DAE4 Sn1267; Calibrated: 2020/06/12
- Phantom: SAM 11; Type: SAM; Serial: 1410
- DASY52 52.8.8(1222); SEMCAD X 14.6.10(7331)

Configuration/Body/Area Scan (8x13x1): Measurement grid: dx=15mm, dy=15mm
Maximum value of SAR (measured) = 0.246 W/kg

Configuration/Body/Zoom Scan (5x5x7)/Cube 0: Measurement grid: dx=8mm, dy=8mm, dz=5mm
Reference Value = 16.00 V/m; Power Drift = 0.07 dB
Peak SAR (extrapolated) = 0.283 W/kg
SAR(1 g) = 0.232 W/kg; SAR(10 g) = 0.179 W/kg
Maximum value of SAR (measured) = 0.243 W/kg

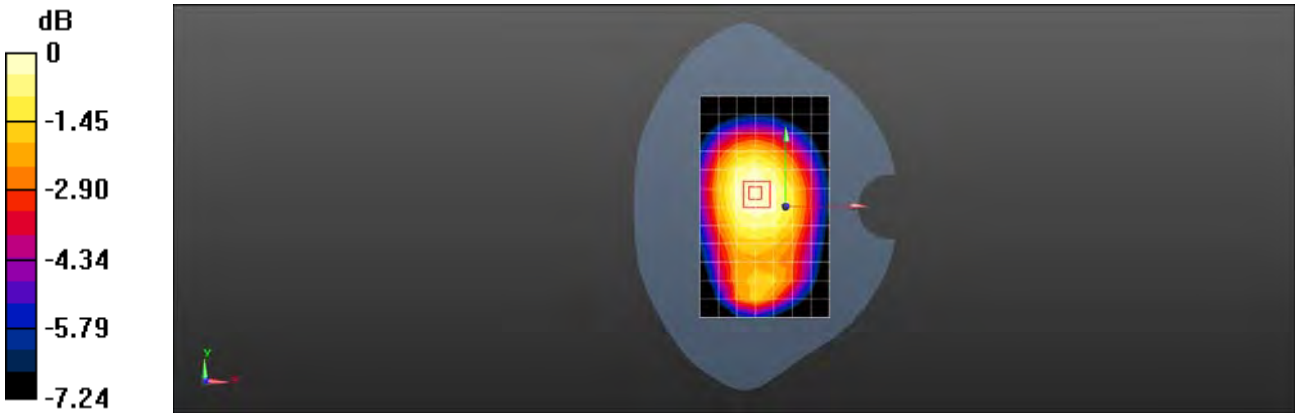

0 dB = 0.243 W/kg = -6.14 dBW/kg

Date: 2020/09/26

Test Laboratory: SGS-SAR Lab

M2007J22G 5GNR N5 20M QPSK 50RB28 166800CH Back side 10mm Ant0

DUT: M2007J22G; Type: Mobile Phone; Serial: 869536050020349

Communication System: UID 0, NR (0); Frequency: 834 MHz;Duty Cycle: 1:1

Medium: HSL835;Medium parameters used (interpolated): f = 834 MHz; σ = 0.914 S/m; ε_r = 40.949; ρ = 1000 kg/m^3
Phantom section: Flat Section

DASY 5 Configuration:

- Probe: EX3DV4 - SN3793; ConvF(9.05, 9.05, 9.05); Calibrated: 2020/05/09;
- Sensor-Surface: 2mm (Mechanical Surface Detection)
- Electronics: DAE4 Sn1267; Calibrated: 2020/06/12
- Phantom: SAM 11; Type: SAM; Serial: 1410
- DASY52 52.8.8(1222); SEMCAD X 14.6.10(7331)

Configuration/Body/Area Scan (8x13x1): Measurement grid: dx=15mm, dy=15mm
Maximum value of SAR (measured) = 0.478 W/kg

Configuration/Body/Zoom Scan (5x5x7)/Cube 0: Measurement grid: dx=8mm, dy=8mm, dz=5mm
Reference Value = 18.41 V/m; Power Drift = 0.06 dB
Peak SAR (extrapolated) = 0.696 W/kg
SAR(1 g) = 0.391 W/kg; SAR(10 g) = 0.244 W/kg
Maximum value of SAR (measured) = 0.421 W/kg

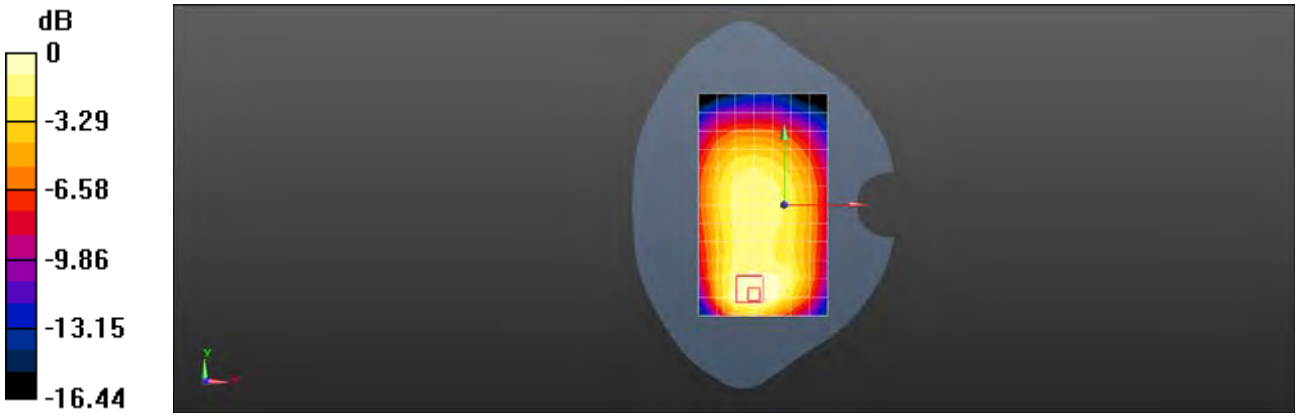

0 dB = 0.421 W/kg = -3.76 dBW/kg

Date: 2020/09/26

Test Laboratory: SGS-SAR Lab

M2007J22G 5GNR N5 20M QPSK 1RB53 166800CH Right cheek Ant1

DUT: M2007J22G; Type: Mobile Phone; Serial: 869536050020349

Communication System: UID 0, NR (0); Frequency: 834 MHz;Duty Cycle: 1:1

Medium: HSL835;Medium parameters used: f = 834 MHz; σ = 0.914 S/m; ε_r = 40.949; ρ = 1000 kg/m^3
Phantom section: Right Section

DASY 5 Configuration:

- Probe: EX3DV4 - SN3793; ConvF(9.05, 9.05, 9.05); Calibrated: 2020/05/09;
- Sensor-Surface: 2mm (Mechanical Surface Detection)
- Electronics: DAE4 Sn1267; Calibrated: 2020/06/12
- Phantom: SAM 11; Type: SAM; Serial: 1410
- DASY52 52.8.8(1222); SEMCAD X 14.6.10(7331)

Configuration/Head/Area Scan (8x13x1): Measurement grid: dx=15mm, dy=15mm
Maximum value of SAR (measured) = 0.456 W/kg

Configuration/Head/Zoom Scan (5x5x7)/Cube 0: Measurement grid: dx=8mm, dy=8mm, dz=5mm
Reference Value = 18.70 V/m; Power Drift = 0.02 dB
Peak SAR (extrapolated) = 0.748 W/kg
SAR(1 g) = 0.394 W/kg; SAR(10 g) = 0.242 W/kg
Maximum value of SAR (measured) = 0.410 W/kg

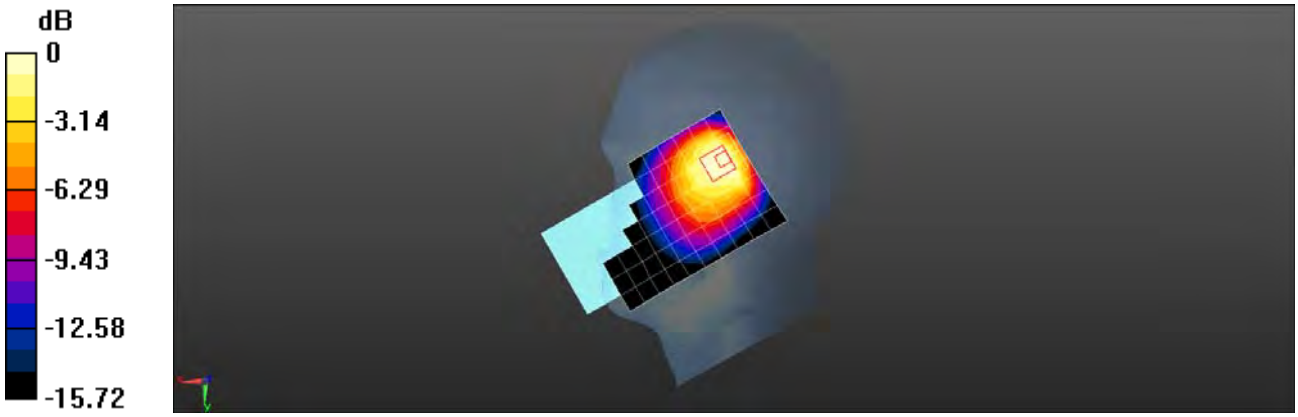

0 dB = 0.410 W/kg = -3.87 dBW/kg

Date: 2020/09/26

Test Laboratory: SGS-SAR Lab

M2007J22G 5GNR N5 20M QPSK 50RB28 166800CH Back side 15mm Ant1

DUT: M2007J22G; Type: Mobile Phone; Serial: 869536050020349

Communication System: UID 0, NR (0); Frequency: 834 MHz;Duty Cycle: 1:1

Medium: HSL835;Medium parameters used: f = 834 MHz; σ = 0.914 S/m; ε_r = 40.949; ρ = 1000 kg/m^3
Phantom section: Flat Section

DASY 5 Configuration:

- Probe: EX3DV4 - SN3793; ConvF(9.05, 9.05, 9.05); Calibrated: 2020/05/09;
- Sensor-Surface: 2mm (Mechanical Surface Detection)
- Electronics: DAE4 Sn1267; Calibrated: 2020/06/12
- Phantom: SAM 11; Type: SAM; Serial: 1410
- DASY52 52.8.8(1222); SEMCAD X 14.6.10(7331)

Configuration/Body/Area Scan (8x13x1): Measurement grid: dx=15mm, dy=15mm
Maximum value of SAR (measured) = 0.228 W/kg

Configuration/Body/Zoom Scan (5x5x7)/Cube 0: Measurement grid: dx=8mm, dy=8mm, dz=5mm
Reference Value = 13.30 V/m; Power Drift = -0.09 dB
Peak SAR (extrapolated) = 0.300 W/kg
SAR(1 g) = 0.214 W/kg; SAR(10 g) = 0.154 W/kg
Maximum value of SAR (measured) = 0.228 W/kg

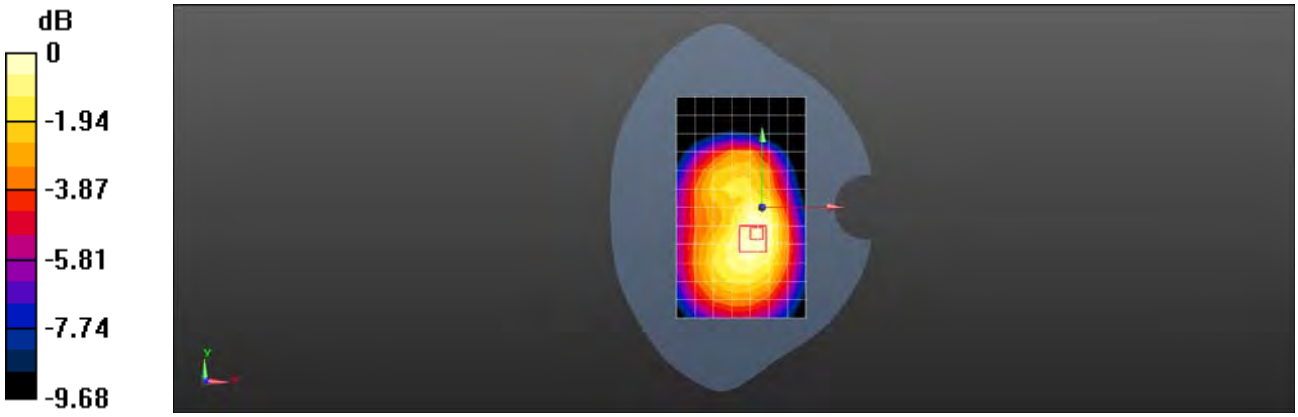

0 dB = 0.228 W/kg = -6.42 dBW/kg

Date: 2020/09/26

Test Laboratory: SGS-SAR Lab

M2007J22G 5GNR N5 20M QPSK 1RB53 166800CH Back side 10mm Ant1

DUT: M2007J22G; Type: Mobile Phone; Serial: 869536050020349

Communication System: UID 0, NR (0); Frequency: 834 MHz;Duty Cycle: 1:1

Medium: HSL835;Medium parameters used: f = 834 MHz; σ = 0.914 S/m; ε_r = 40.949; ρ = 1000 kg/m^3
Phantom section: Flat Section

DASY 5 Configuration:

- Probe: EX3DV4 - SN3793; ConvF(9.05, 9.05, 9.05); Calibrated: 2020/05/09;
- Sensor-Surface: 2mm (Mechanical Surface Detection)
- Electronics: DAE4 Sn1267; Calibrated: 2020/06/12
- Phantom: SAM 11; Type: SAM; Serial: 1410
- DASY52 52.8.8(1222); SEMCAD X 14.6.10(7331)

Configuration/Body/Area Scan (8x13x1): Measurement grid: dx=15mm, dy=15mm
Maximum value of SAR (measured) = 0.131 W/kg

Configuration/Body/Zoom Scan (5x5x7)/Cube 0: Measurement grid: dx=8mm, dy=8mm, dz=5mm
Reference Value = 11.47 V/m; Power Drift = 0.05 dB
Peak SAR (extrapolated) = 0.216 W/kg
SAR(1 g) = 0.123 W/kg; SAR(10 g) = 0.077 W/kg
Maximum value of SAR (measured) = 0.131 W/kg

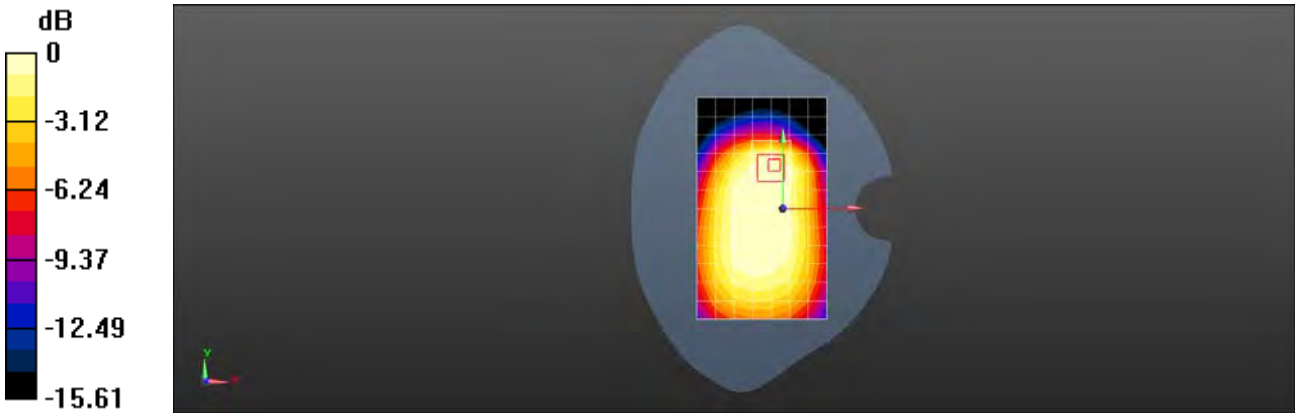

0 dB = 0.131 W/kg = -8.83 dBW/kg

Date: 2020/10/25

Test Laboratory: SGS-SAR Lab

M2007J22G 5GNR N7 20M QPSK 1RB53 512000CH Right cheek Ant3

DUT: M2007J22G; Type: Mobile Phone; Serial: 869536050020125

Communication System: UID 0, NR (0); Frequency: 2560 MHz;Duty Cycle: 1:1

Medium: HSL2600;Medium parameters used: f = 2560 MHz; σ = 1.931 S/m; ε_r = 38.998; ρ = 1000 kg/m^3
Phantom section: Right Section

DASY 5 Configuration:

- Probe: EX3DV4 - SN3962; ConvF(7.42, 7.42, 7.42); Calibrated: 2020/04/01;
- Sensor-Surface: 2mm (Mechanical Surface Detection)
- Electronics: DAE4 Sn1428; Calibrated: 2020/03/03
- Phantom: SAM 2; Type: SAM; Serial: 1913
- DASY52 52.10.3(1513); SEMCAD X 14.6.10(7331)

Configuration/Head/Area Scan (10x16x1): Measurement grid: dx=12mm, dy=12mm
Maximum value of SAR (measured) = 0.543 W/kg

Configuration/Head/Zoom Scan (7x7x7)/Cube 0: Measurement grid: dx=5mm, dy=5mm, dz=5mm
Reference Value = 1.734 V/m; Power Drift = 0.09 dB
Peak SAR (extrapolated) = 0.923 W/kg
SAR(1 g) = 0.405 W/kg; SAR(10 g) = 0.175 W/kg
Maximum value of SAR (measured) = 0.468 W/kg

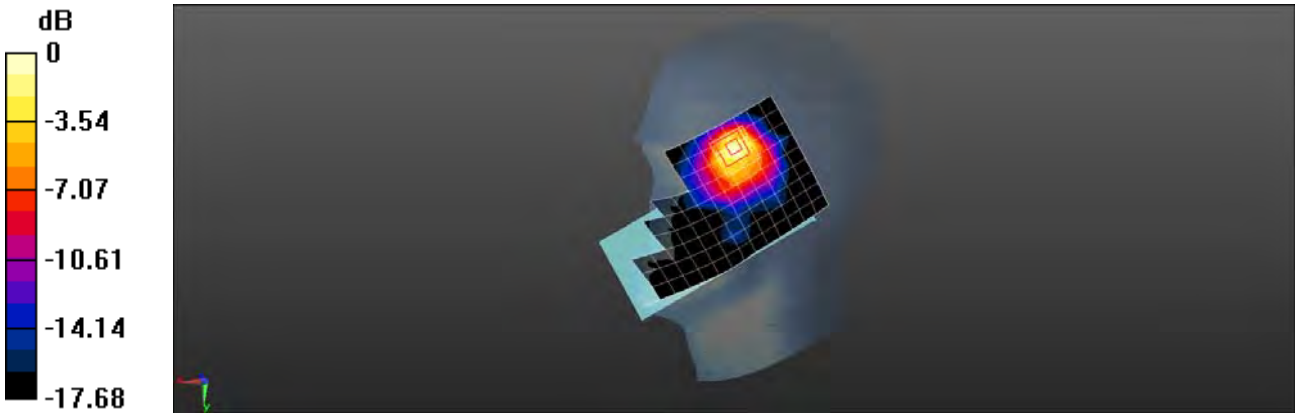

0 dB = 0.468 W/kg = -3.30 dBW/kg

Date: 2020/10/25

Test Laboratory: SGS-SAR Lab

M2007J22G 5GNR N7 20M QPSK 50RB28 512000CH Back side 15mm Ant3

DUT: M2007J22G; Type: Mobile Phone; Serial: 869536050020125

Communication System: UID 0, NR (0); Frequency: 2560 MHz;Duty Cycle: 1:1

Medium: HSL2600;Medium parameters used: f = 2560 MHz; σ = 1.931 S/m; ε_r = 38.998; ρ = 1000 kg/m^3
Phantom section: Flat Section

DASY 5 Configuration:

- Probe: EX3DV4 - SN3962; ConvF(7.42, 7.42, 7.42); Calibrated: 2020/04/01;
- Sensor-Surface: 2mm (Mechanical Surface Detection)
- Electronics: DAE4 Sn1428; Calibrated: 2020/03/03
- Phantom: SAM 2; Type: SAM; Serial: 1913
- DASY52 52.10.3(1513); SEMCAD X 14.6.10(7331)

Configuration/Body/Area Scan (10x16x1): Measurement grid: dx=12mm, dy=12mm
Maximum value of SAR (measured) = 0.580 W/kg

Configuration/Body/Zoom Scan (7x7x7)/Cube 0: Measurement grid: dx=5mm, dy=5mm, dz=5mm
Reference Value = 7.206 V/m; Power Drift = -0.04 dB
Peak SAR (extrapolated) = 0.770 W/kg
SAR(1 g) = 0.487 W/kg; SAR(10 g) = 0.261 W/kg
Maximum value of SAR (measured) = 0.555 W/kg

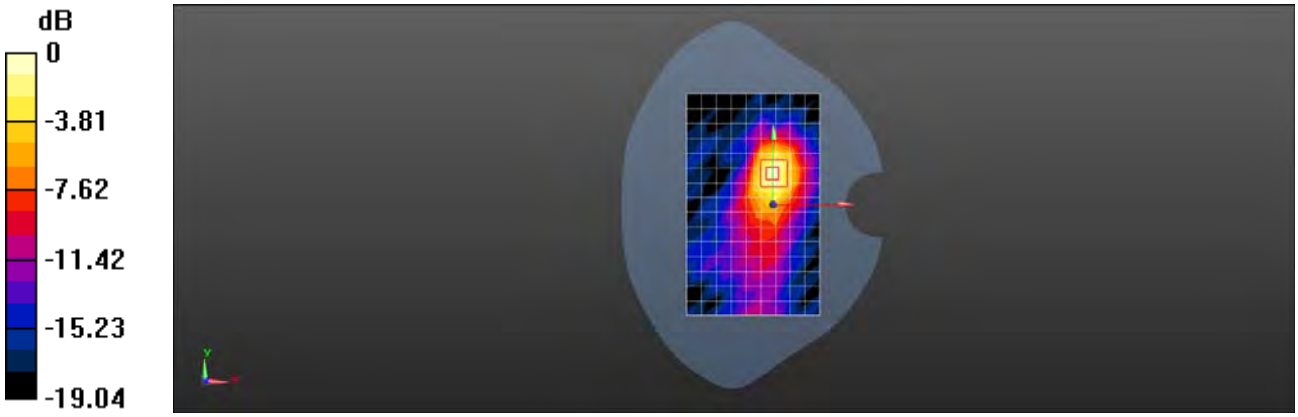

0 dB = 0.555 W/kg = -2.56 dBW/kg

Date: 2020/10/25

Test Laboratory: SGS-SAR Lab

M2007J22G 5GNR N7 20M QPSK 1RB53 512000CH Back side 10mm

DUT: M2007J22G; Type: Mobile Phone; Serial: 869536050020125

Communication System: UID 0, NR (0); Frequency: 2560 MHz;Duty Cycle: 1:1

Medium: HSL2600;Medium parameters used: f = 2560 MHz; σ = 1.931 S/m; ε_r = 38.998; ρ = 1000 kg/m^3
Phantom section: Flat Section

DASY 5 Configuration:

- Probe: EX3DV4 - SN3962; ConvF(7.42, 7.42, 7.42); Calibrated: 2020/04/01;
- Sensor-Surface: 2mm (Mechanical Surface Detection)
- Electronics: DAE4 Sn1428; Calibrated: 2020/03/03
- Phantom: SAM 2; Type: SAM; Serial: 1913
- DASY52 52.10.3(1513); SEMCAD X 14.6.10(7331)

Configuration/Body/Area Scan (10x16x1): Measurement grid: dx=12mm, dy=12mm
Maximum value of SAR (measured) = 0.349 W/kg

Configuration/Body/Zoom Scan (7x7x7)/Cube 0: Measurement grid: dx=5mm, dy=5mm, dz=5mm
Reference Value = 1.401 V/m; Power Drift = 0.03 dB
Peak SAR (extrapolated) = 0.513 W/kg
SAR(1 g) = 0.304 W/kg; SAR(10 g) = 0.147 W/kg
Maximum value of SAR (measured) = 0.355 W/kg

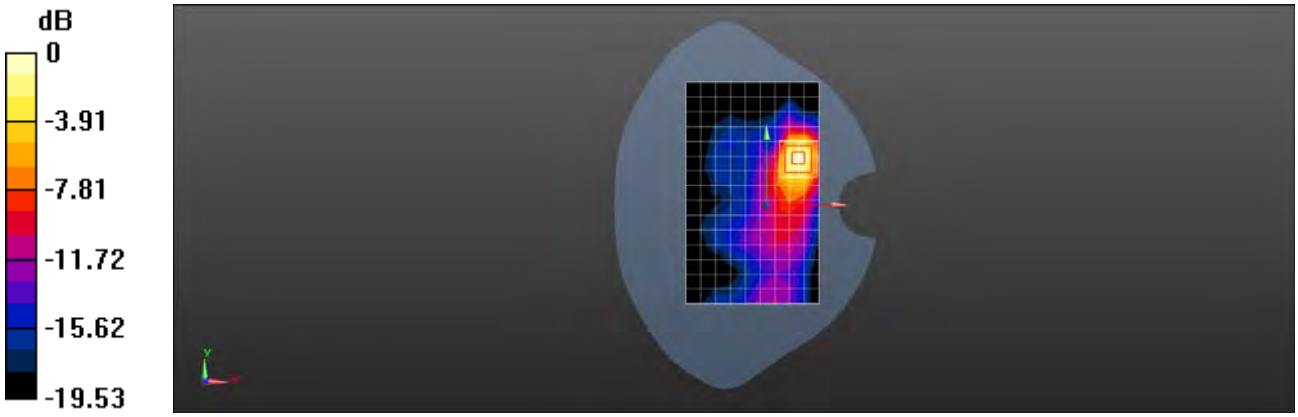

0 dB = 0.355 W/kg = -4.50 dBW/kg

Date: 2020/10/10

Test Laboratory: SGS-SAR Lab

M2007J22G SA 5GNR N38 20M QPSK 50RB28 516000CH Left cheek Ant0

DUT: M2007J22G; Type: Mobile Phone; Serial: 869536050020125

Communication System: UID 0, NR (0); Frequency: 2580 MHz;Duty Cycle: 1:1

Medium: HSL2600;Medium parameters used: f = 2580 MHz; σ = 1.948 S/m; ε_r = 39.93; ρ = 1000 kg/m^3
Phantom section: Left Section

DASY 5 Configuration:

- Probe: EX3DV4 - SN3962; ConvF(7.42, 7.42, 7.42); Calibrated: 2020/04/01;
- Sensor-Surface: 2mm (Mechanical Surface Detection)
- Electronics: DAE4 Sn1428; Calibrated: 2020/03/03
- Phantom: SAM 2; Type: SAM; Serial: 1913
- DASY52 52.10.3(1513); SEMCAD X 14.6.10(7331)

Configuration/Head/Area Scan (9x16x1): Measurement grid: dx=12mm, dy=12mm
Maximum value of SAR (measured) = 0.473 W/kg

Configuration/Head/Zoom Scan (7x7x7)/Cube 0: Measurement grid: dx=5mm, dy=5mm, dz=5mm
Reference Value = 3.565 V/m; Power Drift = -0.03 dB
Peak SAR (extrapolated) = 0.673 W/kg
SAR(1 g) = 0.359 W/kg; SAR(10 g) = 0.187 W/kg
Maximum value of SAR (measured) = 0.511 W/kg

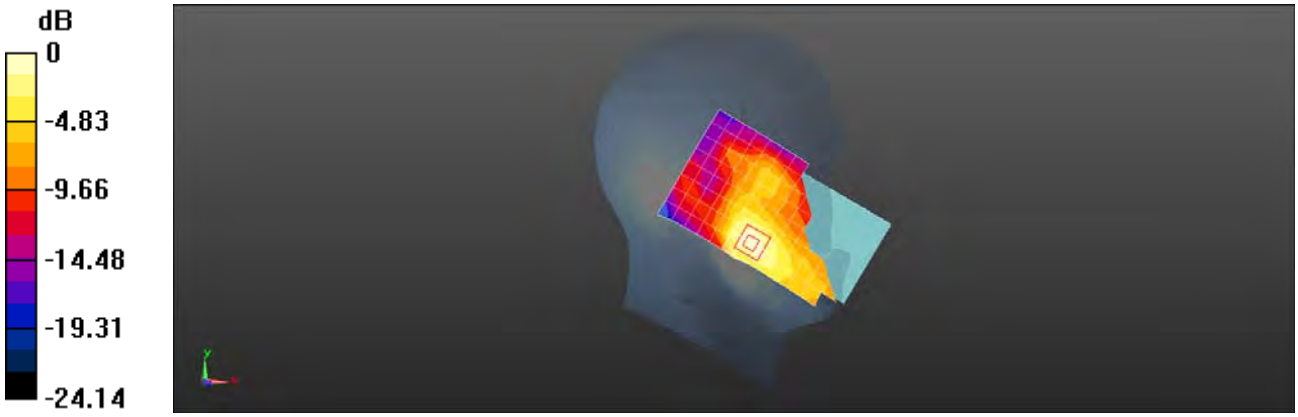

0 dB = 0.511 W/kg = -2.92 dBW/kg

Date: 2020/10/10

Test Laboratory: SGS-SAR Lab

M2007J22G SA 5GNR N38 20M QPSK 50RB28 516000CH Back side 15mm Ant0

DUT: M2007J22G; Type: Mobile Phone; Serial: 869536050020125

Communication System: UID 0, NR (0); Frequency: 2580 MHz;Duty Cycle: 1:1

Medium: HSL2600;Medium parameters used: f = 2580 MHz; σ = 1.948 S/m; ε_r = 39.93; ρ = 1000 kg/m^3
Phantom section: Flat Section

DASY 5 Configuration:

- Probe: EX3DV4 - SN3962; ConvF(7.42, 7.42, 7.42); Calibrated: 2020/04/01;
- Sensor-Surface: 2mm (Mechanical Surface Detection)
- Electronics: DAE4 Sn1428; Calibrated: 2020/03/03
- Phantom: SAM 2; Type: SAM; Serial: 1913
- DASY52 52.10.3(1513); SEMCAD X 14.6.10(7331)

Configuration/Body/Area Scan (10x16x1): Measurement grid: dx=12mm, dy=12mm
Maximum value of SAR (measured) = 0.189 W/kg

Configuration/Body/Zoom Scan (7x7x7)/Cube 0: Measurement grid: dx=5mm, dy=5mm, dz=5mm
Reference Value = 3.609 V/m; Power Drift = -0.04 dB
Peak SAR (extrapolated) = 0.252 W/kg
SAR(1 g) = 0.161 W/kg; SAR(10 g) = 0.096 W/kg
Maximum value of SAR (measured) = 0.176 W/kg

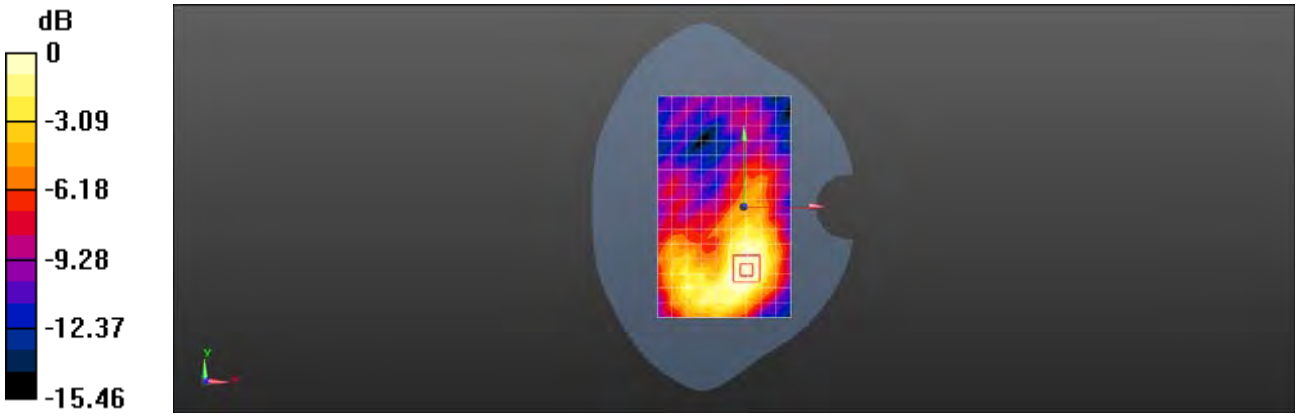

0 dB = 0.176 W/kg = -7.54 dBW/kg

Date: 2020/10/10

Test Laboratory: SGS-SAR Lab

M2007J22G SA 5GNR N38 20M QPSK 1RB53 522000CH Bottom side 10mm Ant0

DUT: M2007J22G; Type: Mobile Phone; Serial: 869536050020125

Communication System: UID 0, NR (0); Frequency: 2610 MHz;Duty Cycle: 1:1

Medium: HSL2600;Medium parameters used: f = 2610 MHz; σ = 1.98 S/m; ε_r = 39.825; ρ = 1000 kg/m^3
Phantom section: Flat Section

DASY 5 Configuration:

- Probe: EX3DV4 - SN3962; ConvF(7.42, 7.42, 7.42); Calibrated: 2020/04/01;
- Sensor-Surface: 2mm (Mechanical Surface Detection)
- Electronics: DAE4 Sn1428; Calibrated: 2020/03/03
- Phantom: SAM 2; Type: SAM; Serial: 1913
- DASY52 52.10.3(1513); SEMCAD X 14.6.10(7331)

Configuration/Body/Area Scan (6x11x1): Measurement grid: dx=12mm, dy=12mm
Maximum value of SAR (measured) = 0.471 W/kg

Configuration/Body/Zoom Scan (7x7x7)/Cube 0: Measurement grid: dx=5mm, dy=5mm, dz=5mm
Reference Value = 10.51 V/m; Power Drift = 0.01 dB
Peak SAR (extrapolated) = 0.685 W/kg
SAR(1 g) = 0.317 W/kg; SAR(10 g) = 0.149 W/kg
Maximum value of SAR (measured) = 0.494 W/kg

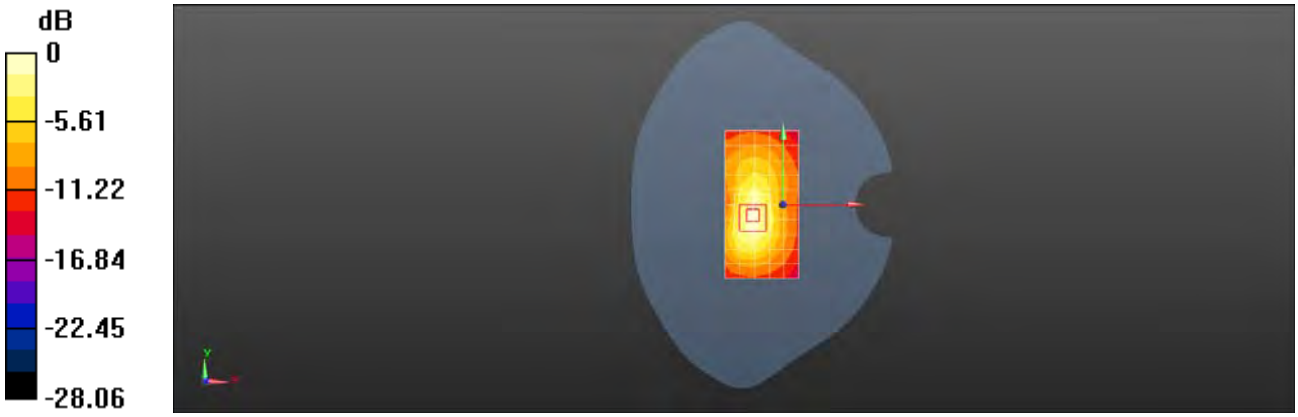

0 dB = 0.494 W/kg = -3.06 dBW/kg

Date: 2020/10/10

Test Laboratory: SGS-SAR Lab

M2007J22G SA 5GNR N38 20M QPSK 1RB53 522000CH Right tilted Ant1

DUT: M2007J22G; Type: Mobile Phone; Serial: 869536050020125

Communication System: UID 0, NR (0); Frequency: 2610 MHz;Duty Cycle: 1:1

Medium: HSL2600;Medium parameters used: f = 2610 MHz; σ = 1.98 S/m; ε_r = 39.825; ρ = 1000 kg/m^3
Phantom section: Right Section

DASY 5 Configuration:

- Probe: EX3DV4 - SN3962; ConvF(7.42, 7.42, 7.42); Calibrated: 2020/04/01;
- Sensor-Surface: 2mm (Mechanical Surface Detection)
- Electronics: DAE4 Sn1428; Calibrated: 2020/03/03
- Phantom: SAM 2; Type: SAM; Serial: 1913
- DASY52 52.10.3(1513); SEMCAD X 14.6.10(7331)

Configuration/Head/Area Scan (9x16x1): Measurement grid: dx=12mm, dy=12mm
Maximum value of SAR (measured) = 0.545 W/kg

Configuration/Head/Zoom Scan (7x7x7)/Cube 0: Measurement grid: dx=5mm, dy=5mm, dz=5mm
Reference Value = 10.70 V/m; Power Drift = -0.02 dB
Peak SAR (extrapolated) = 0.688 W/kg
SAR(1 g) = 0.389 W/kg; SAR(10 g) = 0.195 W/kg
Maximum value of SAR (measured) = 0.498 W/kg



0 dB = 0.498 W/kg = -3.03 dBW/kg

Date: 2020/10/10

Test Laboratory: SGS-SAR Lab

M2007J22G SA 5GNR N38 20M QPSK 50RB28 516000CH Back side 15mm Ant1

DUT: M2007J22G; Type: Mobile Phone; Serial: 869536050020125

Communication System: UID 0, NR (0); Frequency: 2580 MHz;Duty Cycle: 1:1

Medium: HSL2600;Medium parameters used: f = 2580 MHz; σ = 1.948 S/m; ε_r = 39.93; ρ = 1000 kg/m^3
Phantom section: Flat Section

DASY 5 Configuration:

- Probe: EX3DV4 - SN3962; ConvF(7.42, 7.42, 7.42); Calibrated: 2020/04/01;
- Sensor-Surface: 2mm (Mechanical Surface Detection)
- Electronics: DAE4 Sn1428; Calibrated: 2020/03/03
- Phantom: SAM 2; Type: SAM; Serial: 1913
- DASY52 52.10.3(1513); SEMCAD X 14.6.10(7331)

Configuration/Body/Area Scan (10x16x1): Measurement grid: dx=12mm, dy=12mm
Maximum value of SAR (measured) = 0.144 W/kg

Configuration/Body/Zoom Scan (7x7x7)/Cube 0: Measurement grid: dx=5mm, dy=5mm, dz=5mm
Reference Value = 2.536 V/m; Power Drift = 0.05 dB
Peak SAR (extrapolated) = 0.232 W/kg
SAR(1 g) = 0.139 W/kg; SAR(10 g) = 0.078 W/kg
Maximum value of SAR (measured) = 0.154 W/kg

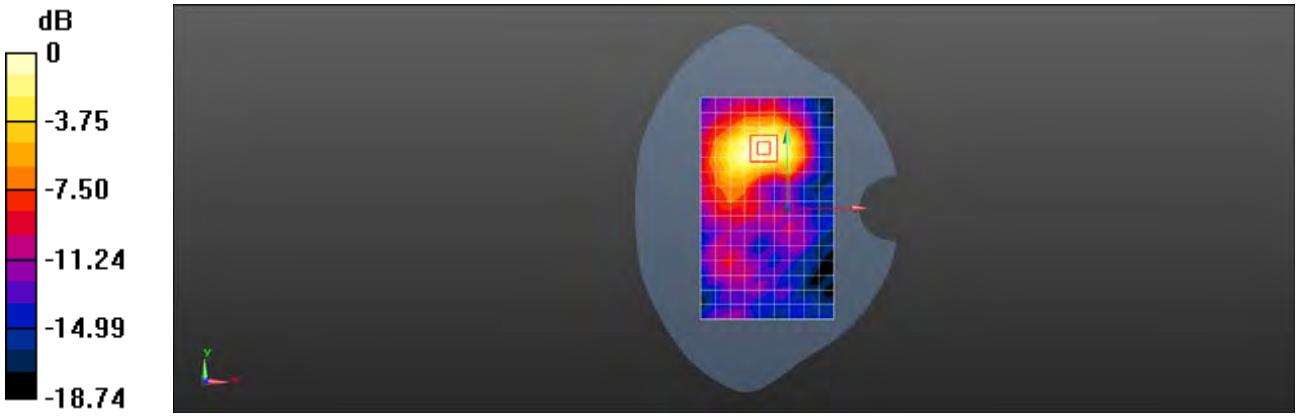

0 dB = 0.154 W/kg = -8.12 dBW/kg

Date: 2020/10/10

Test Laboratory: SGS-SAR Lab

M2007J22G SA 5GNR N38 20M QPSK 50RB28 516000CH Top side 10mm Ant1

DUT: M2007J22G; Type: Mobile Phone; Serial: 869536050020125

Communication System: UID 0, NR (0); Frequency: 2580 MHz;Duty Cycle: 1:1

Medium: HSL2600;Medium parameters used: f = 2580 MHz; σ = 1.948 S/m; ε_r = 39.93; ρ = 1000 kg/m^3
Phantom section: Flat Section

DASY 5 Configuration:

- Probe: EX3DV4 - SN3962; ConvF(7.42, 7.42, 7.42); Calibrated: 2020/04/01;
- Sensor-Surface: 2mm (Mechanical Surface Detection)
- Electronics: DAE4 Sn1428; Calibrated: 2020/03/03
- Phantom: SAM 2; Type: SAM; Serial: 1913
- DASY52 52.10.3(1513); SEMCAD X 14.6.10(7331)

Configuration/Body/Area Scan (6x11x1): Measurement grid: dx=12mm, dy=12mm
Maximum value of SAR (measured) = 0.211 W/kg

Configuration/Body/Zoom Scan (7x7x7)/Cube 0: Measurement grid: dx=5mm, dy=5mm, dz=5mm
Reference Value = 4.065 V/m; Power Drift = -0.16 dB
Peak SAR (extrapolated) = 0.247 W/kg
SAR(1 g) = 0.159 W/kg; SAR(10 g) = 0.088 W/kg
Maximum value of SAR (measured) = 0.178 W/kg

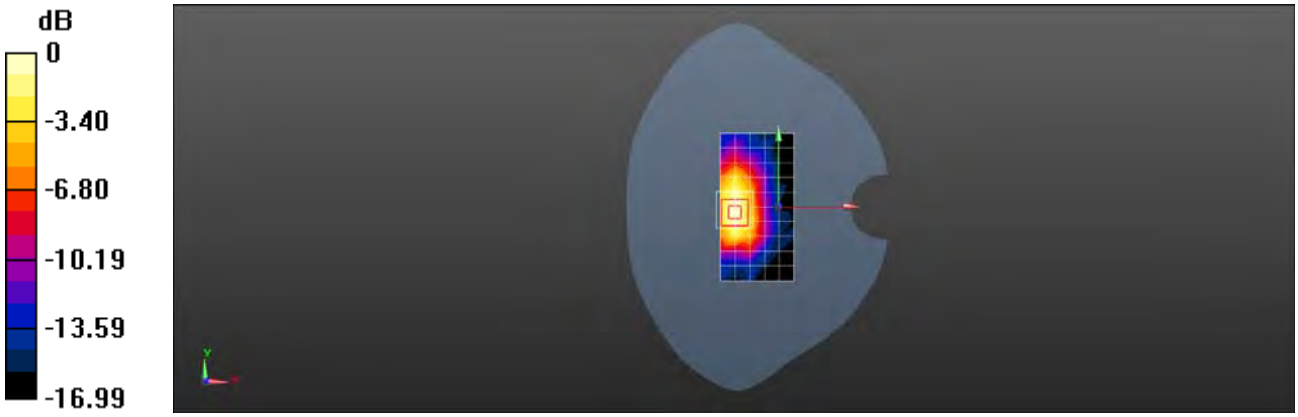

0 dB = 0.178 W/kg = -7.50 dBW/kg

Date: 2020/10/11

Test Laboratory: SGS-SAR Lab

M2007J22G SA 5GNR N38 20M QPSK 1RB53 522000CH Right cheek Ant3

DUT: M2007J22G; Type: Mobile Phone; Serial: 869536050020125

Communication System: UID 0, NR (0); Frequency: 2610 MHz;Duty Cycle: 1:1

Medium: HSL2600;Medium parameters used: f = 2610 MHz; σ = 1.945 S/m; ε_r = 38.793; ρ = 1000 kg/m^3
Phantom section: Right Section

DASY 5 Configuration:

- Probe: EX3DV4 - SN3962; ConvF(7.42, 7.42, 7.42); Calibrated: 2020/04/01;
- Sensor-Surface: 2mm (Mechanical Surface Detection)
- Electronics: DAE4 Sn1428; Calibrated: 2020/03/03
- Phantom: SAM 2; Type: SAM; Serial: 1913
- DASY52 52.10.3(1513); SEMCAD X 14.6.10(7331)

Configuration/Head/Area Scan (10x16x1): Measurement grid: dx=12mm, dy=12mm
Maximum value of SAR (measured) = 0.318 W/kg

Configuration/Head/Zoom Scan (7x7x7)/Cube 0: Measurement grid: dx=5mm, dy=5mm, dz=5mm
Reference Value = 0.8910 V/m; Power Drift = 0.04 dB
Peak SAR (extrapolated) = 1.02 W/kg
SAR(1 g) = 0.389 W/kg; SAR(10 g) = 0.148 W/kg
Maximum value of SAR (measured) = 0.473 W/kg

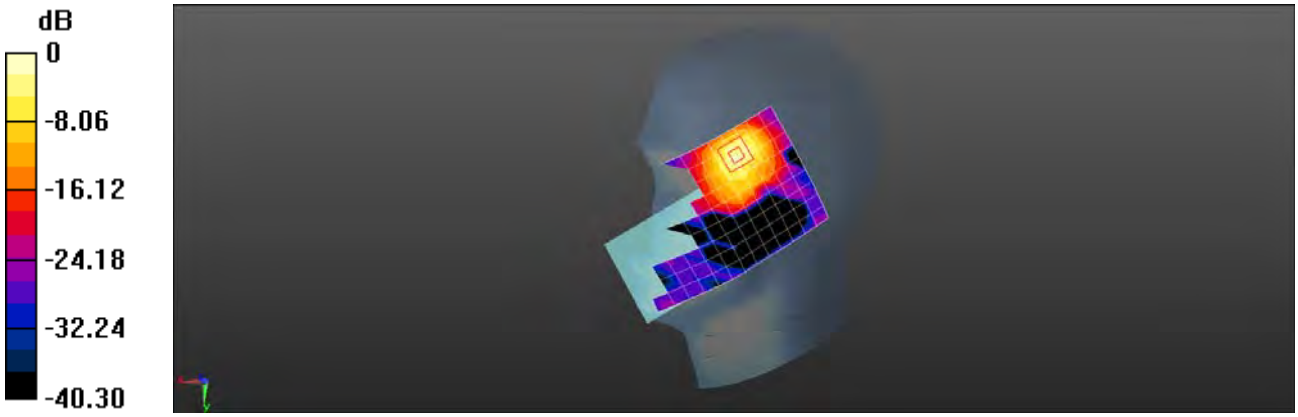

0 dB = 0.473 W/kg = -3.25 dBW/kg

Date: 2020/10/11

Test Laboratory: SGS-SAR Lab

M2007J22G SA 5GNR N38 20M QPSK 50RB28 516000CH Back side 15mm Ant3

DUT: M2007J22G; Type: Mobile Phone; Serial: 869536050020125

Communication System: UID 0, NR (0); Frequency: 2580 MHz;Duty Cycle: 1:1

Medium: HSL2600;Medium parameters used: f = 2580 MHz; σ = 1.912 S/m; ε_r = 38.899; ρ = 1000 kg/m^3
Phantom section: Flat Section

DASY 5 Configuration:

- Probe: EX3DV4 - SN3962; ConvF(7.42, 7.42, 7.42); Calibrated: 2020/04/01;
- Sensor-Surface: 2mm (Mechanical Surface Detection)
- Electronics: DAE4 Sn1428; Calibrated: 2020/03/03
- Phantom: SAM 2; Type: SAM; Serial: 1913
- DASY52 52.10.3(1513); SEMCAD X 14.6.10(7331)

Configuration/Body/Area Scan (10x16x1): Measurement grid: dx=12mm, dy=12mm
Maximum value of SAR (measured) = 0.573 W/kg

Configuration/Body/Zoom Scan (7x7x7)/Cube 0: Measurement grid: dx=5mm, dy=5mm, dz=5mm
Reference Value = 4.110 V/m; Power Drift = 0.09 dB
Peak SAR (extrapolated) = 0.786 W/kg
SAR(1 g) = 0.468 W/kg; SAR(10 g) = 0.243 W/kg
Maximum value of SAR (measured) = 0.589 W/kg

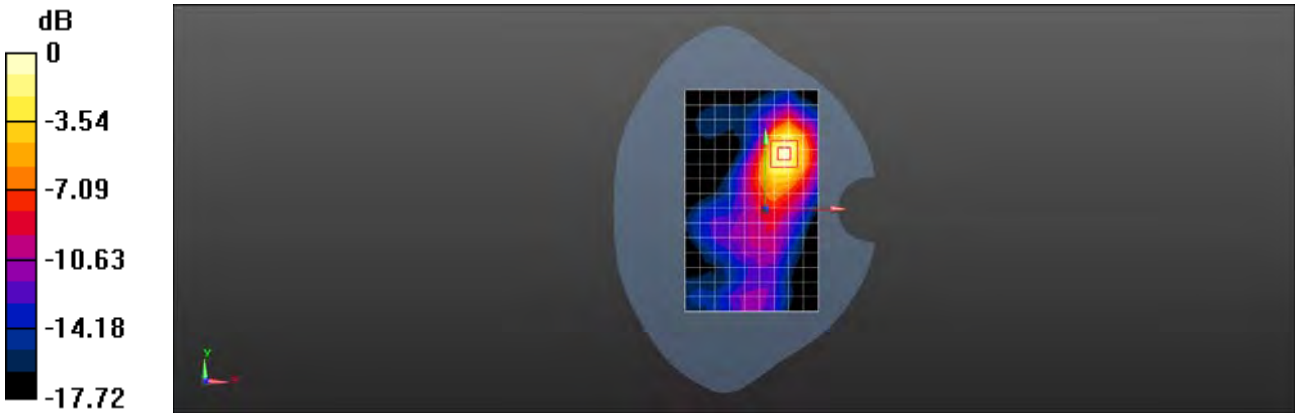

0 dB = 0.589 W/kg = -2.30 dBW/kg

Date: 2020/10/11

Test Laboratory: SGS-SAR Lab

M2007J22G SA 5GNR N38 20M QPSK 1RB53 522000CH Back side 10mm Ant3

DUT: M2007J22G; Type: Mobile Phone; Serial: 869536050020125

Communication System: UID 0, NR (0); Frequency: 2610 MHz;Duty Cycle: 1:1

Medium: HSL2600;Medium parameters used: f = 2610 MHz; σ = 1.945 S/m; ε_r = 38.793; ρ = 1000 kg/m^3
Phantom section: Flat Section

DASY 5 Configuration:

- Probe: EX3DV4 - SN3962; ConvF(7.42, 7.42, 7.42); Calibrated: 2020/04/01;
- Sensor-Surface: 2mm (Mechanical Surface Detection)
- Electronics: DAE4 Sn1428; Calibrated: 2020/03/03
- Phantom: SAM 2; Type: SAM; Serial: 1913
- DASY52 52.10.3(1513); SEMCAD X 14.6.10(7331)

Configuration/Body/Area Scan (10x16x1): Measurement grid: dx=12mm, dy=12mm
Maximum value of SAR (measured) = 0.471 W/kg

Configuration/Body/Zoom Scan (7x7x7)/Cube 0: Measurement grid: dx=5mm, dy=5mm, dz=5mm
Reference Value = 4.096 V/m; Power Drift = -0.08 dB
Peak SAR (extrapolated) = 0.777 W/kg
SAR(1 g) = 0.430 W/kg; SAR(10 g) = 0.200 W/kg
Maximum value of SAR (measured) = 0.565 W/kg

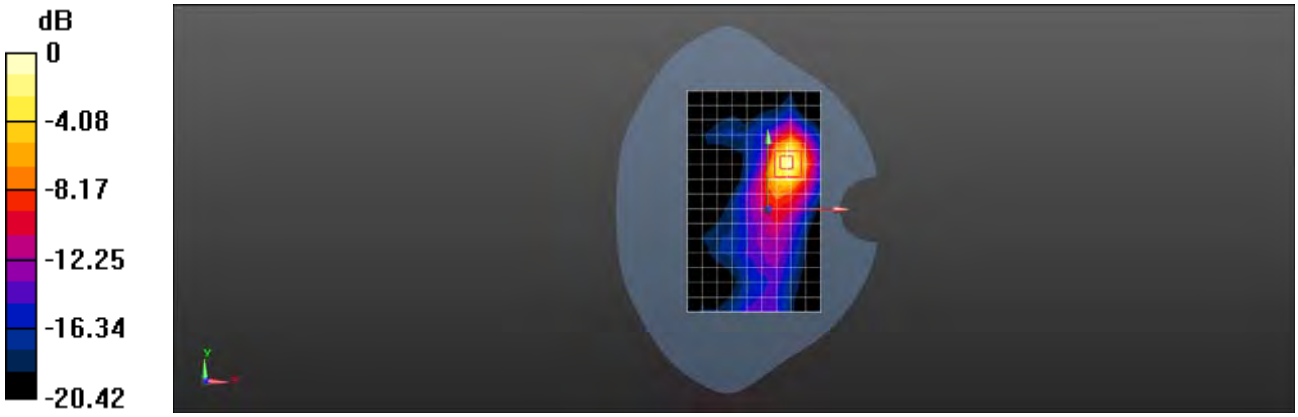

0 dB = 0.565 W/kg = -2.48 dBW/kg

Date: 2020/10/11

Test Laboratory: SGS-SAR Lab

M2007J22G SA 5GNR N38 20M QPSK 1RB53 522000CH Left cheek Ant4

DUT: M2007J22G; Type: Mobile Phone; Serial: 869536050020125

Communication System: UID 0, NR (0); Frequency: 2610 MHz;Duty Cycle: 1:1

Medium: HSL2600;Medium parameters used: f = 2610 MHz; σ = 1.945 S/m; ε_r = 38.793; ρ = 1000 kg/m^3
Phantom section: Left Section

DASY 5 Configuration:

- Probe: EX3DV4 - SN3962; ConvF(7.42, 7.42, 7.42); Calibrated: 2020/04/01;
- Sensor-Surface: 2mm (Mechanical Surface Detection)
- Electronics: DAE4 Sn1428; Calibrated: 2020/03/03
- Phantom: SAM 2; Type: SAM; Serial: 1913
- DASY52 52.10.3(1513); SEMCAD X 14.6.10(7331)

Configuration/Head/Area Scan (9x16x1): Measurement grid: dx=12mm, dy=12mm
Maximum value of SAR (measured) = 0.317 W/kg

Configuration/Head/Zoom Scan (7x7x7)/Cube 0: Measurement grid: dx=5mm, dy=5mm, dz=5mm
Reference Value = 1.835 V/m; Power Drift = 0.06 dB
Peak SAR (extrapolated) = 0.426 W/kg
SAR(1 g) = 0.275 W/kg; SAR(10 g) = 0.151 W/kg
Maximum value of SAR (measured) = 0.340 W/kg

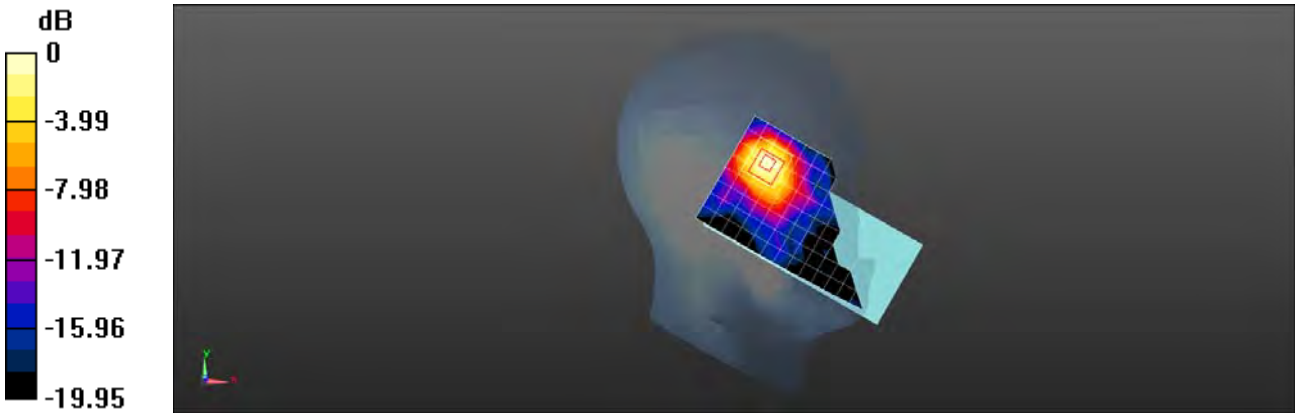

0 dB = 0.340 W/kg = -4.69 dBW/kg

Date: 2020/10/11

Test Laboratory: SGS-SAR Lab

M2007J22G SA 5GNR N38 20M QPSK 1RB1 522000CH Back side 15mm Ant4

DUT: M2007J22G; Type: Mobile Phone; Serial: 869536050020125

Communication System: UID 0, NR (0); Frequency: 2610 MHz;Duty Cycle: 1:1

Medium: HSL2600;Medium parameters used: f = 2610 MHz; σ = 1.945 S/m; ε_r = 38.793; ρ = 1000 kg/m^3
Phantom section: Flat Section

DASY 5 Configuration:

- Probe: EX3DV4 - SN3962; ConvF(7.42, 7.42, 7.42); Calibrated: 2020/04/01;
- Sensor-Surface: 2mm (Mechanical Surface Detection)
- Electronics: DAE4 Sn1428; Calibrated: 2020/03/03
- Phantom: SAM 2; Type: SAM; Serial: 1913
- DASY52 52.10.3(1513); SEMCAD X 14.6.10(7331)

Configuration/Body/Area Scan (10x16x1): Measurement grid: dx=12mm, dy=12mm
Maximum value of SAR (measured) = 0.219 W/kg

Configuration/Body/Zoom Scan (7x7x7)/Cube 0: Measurement grid: dx=5mm, dy=5mm, dz=5mm
Reference Value = 6.150 V/m; Power Drift = 0.11 dB
Peak SAR (extrapolated) = 0.232 W/kg
SAR(1 g) = 0.165 W/kg; SAR(10 g) = 0.097 W/kg
Maximum value of SAR (measured) = 0.194 W/kg

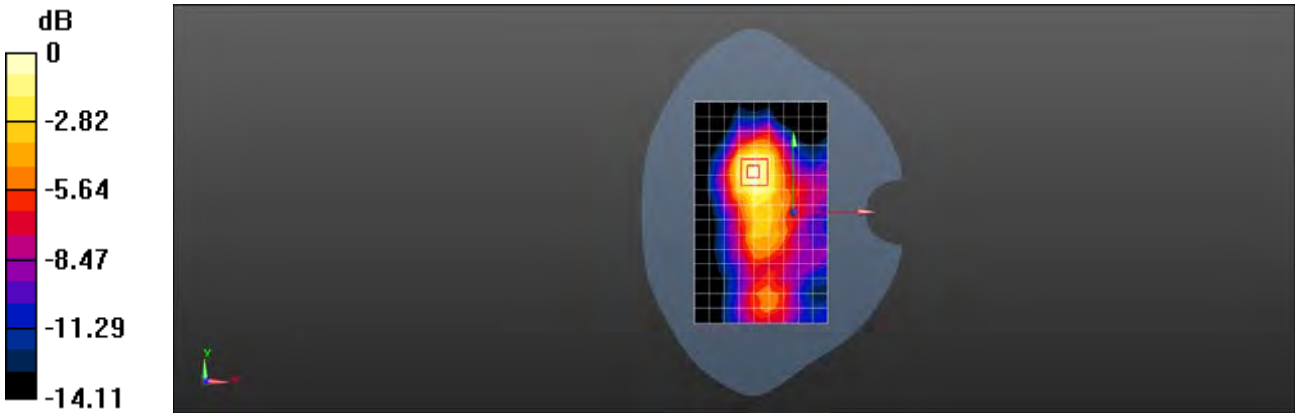

0 dB = 0.194 W/kg = -7.12 dBW/kg

Date: 2020/10/11

Test Laboratory: SGS-SAR Lab

M2007J22G SA 5GNR N38 20M QPSK 1RB53 522000CH Back side 10mm Ant4

DUT: M2007J22G; Type: Mobile Phone; Serial: 869536050020125

Communication System: UID 0, NR (0); Frequency: 2610 MHz;Duty Cycle: 1:1

Medium: HSL2600;Medium parameters used: f = 2610 MHz; σ = 1.945 S/m; ε_r = 38.793; ρ = 1000 kg/m^3
Phantom section: Flat Section

DASY 5 Configuration:

- Probe: EX3DV4 - SN3962; ConvF(7.42, 7.42, 7.42); Calibrated: 2020/04/01;
- Sensor-Surface: 2mm (Mechanical Surface Detection)
- Electronics: DAE4 Sn1428; Calibrated: 2020/03/03
- Phantom: SAM 2; Type: SAM; Serial: 1913
- DASY52 52.10.3(1513); SEMCAD X 14.6.10(7331)

Configuration/Body/Area Scan (10x16x1): Measurement grid: dx=12mm, dy=12mm
Maximum value of SAR (measured) = 0.125 W/kg

Configuration/Body/Zoom Scan (7x7x7)/Cube 0: Measurement grid: dx=5mm, dy=5mm, dz=5mm
Reference Value = 2.717 V/m; Power Drift = -0.06 dB
Peak SAR (extrapolated) = 0.376 W/kg
SAR(1 g) = 0.102 W/kg; SAR(10 g) = 0.059 W/kg
Maximum value of SAR (measured) = 0.130 W/kg

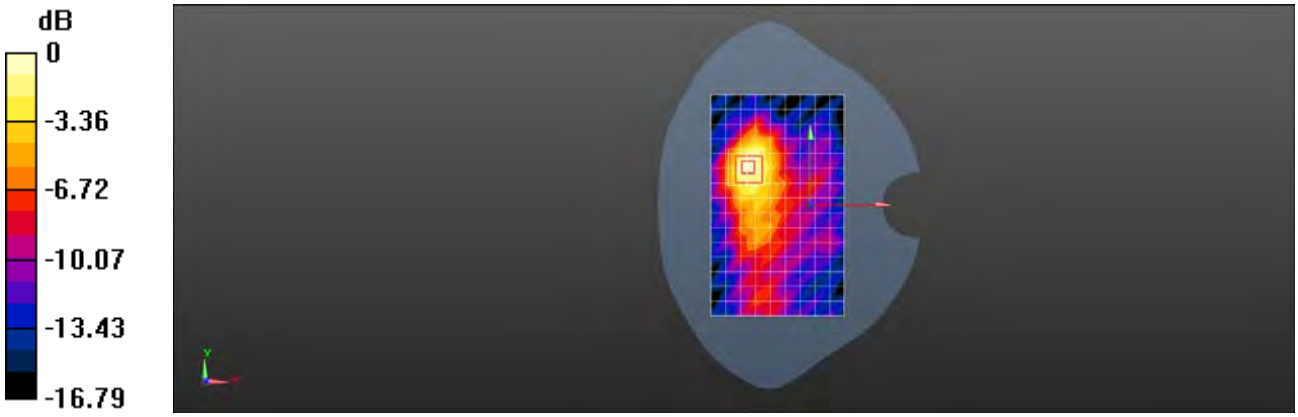

0 dB = 0.130 W/kg = -8.86 dBW/kg

Date: 2020/09/29

Test Laboratory: SGS-SAR Lab

M2007J22G SA 5GNR N41 100M QPSK 135RB69 513900CH Left cheek Ant0

DUT: M2007J22G; Type: Mobile Phone; Serial: 869536050020125

Communication System: UID 0, NR (0); Frequency: 2569.5 MHz;Duty Cycle: 1:1

Medium: HSL2600;Medium parameters used (interpolated): f = 2569.5 MHz; σ = 1.978 S/m; ε_r = 38.201; ρ = 1000 kg/m^3
Phantom section: Left Section

DASY 5 Configuration:

- Probe: EX3DV4 - SN3962; ConvF(7.42, 7.42, 7.42); Calibrated: 2020/04/01;
- Sensor-Surface: 2mm (Mechanical Surface Detection)
- Electronics: DAE4 Sn1428; Calibrated: 2020/03/03
- Phantom: SAM 2; Type: SAM; Serial: 1913
- DASY52 52.10.3(1513); SEMCAD X 14.6.10(7331)

Configuration/Head/Area Scan (11x16x1): Measurement grid: dx=12mm, dy=12mm
Maximum value of SAR (measured) = 0.345 W/kg

Configuration/Head/Zoom Scan (7x7x7)/Cube 0: Measurement grid: dx=5mm, dy=5mm, dz=5mm
Reference Value = 2.840 V/m; Power Drift = -0.05 dB
Peak SAR (extrapolated) = 0.454 W/kg
SAR(1 g) = 0.242 W/kg; SAR(10 g) = 0.125 W/kg
Maximum value of SAR (measured) = 0.344 W/kg

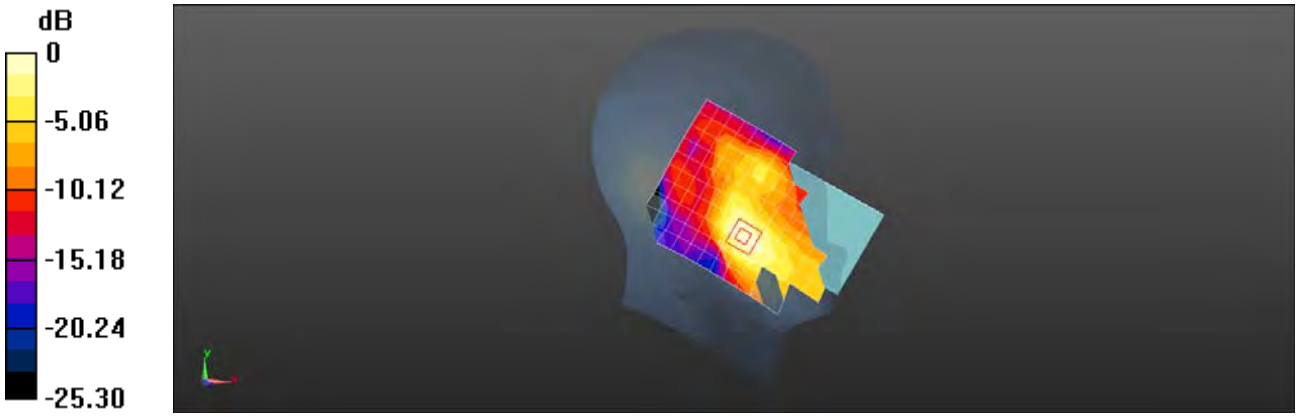

0 dB = 0.344 W/kg = -4.63 dBW/kg

Date: 2020/09/29

Test Laboratory: SGS-SAR Lab

M2007J22G SA 5GNR N41 100M QPSK 1RB271 509202CH Back side 15mm Ant0

DUT: M2007J22G; Type: Mobile Phone; Serial: 869536050020125

Communication System: UID 0, NR (0); Frequency: 2546.01 MHz;Duty Cycle: 1:1

Medium: HSL2600;Medium parameters used (interpolated): f = 2546.01 MHz; σ = 1.945 S/m; ε_r = 38.264; ρ = 1000 kg/m^3
Phantom section: Flat Section

DASY 5 Configuration:

- Probe: EX3DV4 - SN3962; ConvF(7.42, 7.42, 7.42); Calibrated: 2020/04/01;
- Sensor-Surface: 2mm (Mechanical Surface Detection)
- Electronics: DAE4 Sn1428; Calibrated: 2020/03/03
- Phantom: SAM 2; Type: SAM; Serial: 1913
- DASY52 52.10.3(1513); SEMCAD X 14.6.10(7331)

Configuration/Body/Area Scan (10x16x1): Measurement grid: dx=12mm, dy=12mm
Maximum value of SAR (measured) = 0.196 W/kg

Configuration/Body/Zoom Scan (7x7x7)/Cube 0: Measurement grid: dx=5mm, dy=5mm, dz=5mm
Reference Value = 3.746 V/m; Power Drift = -0.06 dB
Peak SAR (extrapolated) = 0.319 W/kg
SAR(1 g) = 0.183 W/kg; SAR(10 g) = 0.105 W/kg
Maximum value of SAR (measured) = 0.200 W/kg

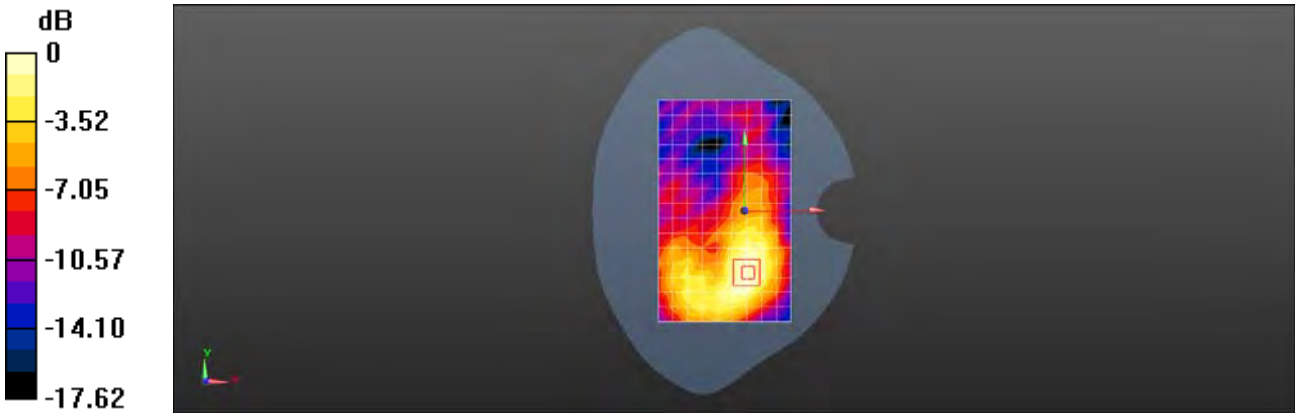

0 dB = 0.200 W/kg = -6.99 dBW/kg

Date: 2020/09/29

Test Laboratory: SGS-SAR Lab

M2007J22G SA 5GNR N41 100M QPSK 1RB137 509202CH Back side 10mm Ant0

DUT: M2007J22G; Type: Mobile Phone; Serial: 869536050020125

Communication System: UID 0, NR (0); Frequency: 2546.01 MHz;Duty Cycle: 1:1

Medium: HSL2600;Medium parameters used (interpolated): f = 2546.01 MHz; σ = 1.945 S/m; ε_r = 38.264; ρ = 1000 kg/m^3
Phantom section: Flat Section

DASY 5 Configuration:

- Probe: EX3DV4 - SN3962; ConvF(7.42, 7.42, 7.42); Calibrated: 2020/04/01;
- Sensor-Surface: 2mm (Mechanical Surface Detection)
- Electronics: DAE4 Sn1428; Calibrated: 2020/03/03
- Phantom: SAM 2; Type: SAM; Serial: 1913
- DASY52 52.10.3(1513); SEMCAD X 14.6.10(7331)

Configuration/Body/Area Scan (10x16x1): Measurement grid: dx=12mm, dy=12mm
Maximum value of SAR (measured) = 0.362 W/kg

Configuration/Body/Zoom Scan (7x7x7)/Cube 0: Measurement grid: dx=5mm, dy=5mm, dz=5mm
Reference Value = 4.730 V/m; Power Drift = -0.02 dB
Peak SAR (extrapolated) = 0.520 W/kg
SAR(1 g) = 0.329 W/kg; SAR(10 g) = 0.192 W/kg
Maximum value of SAR (measured) = 0.362 W/kg

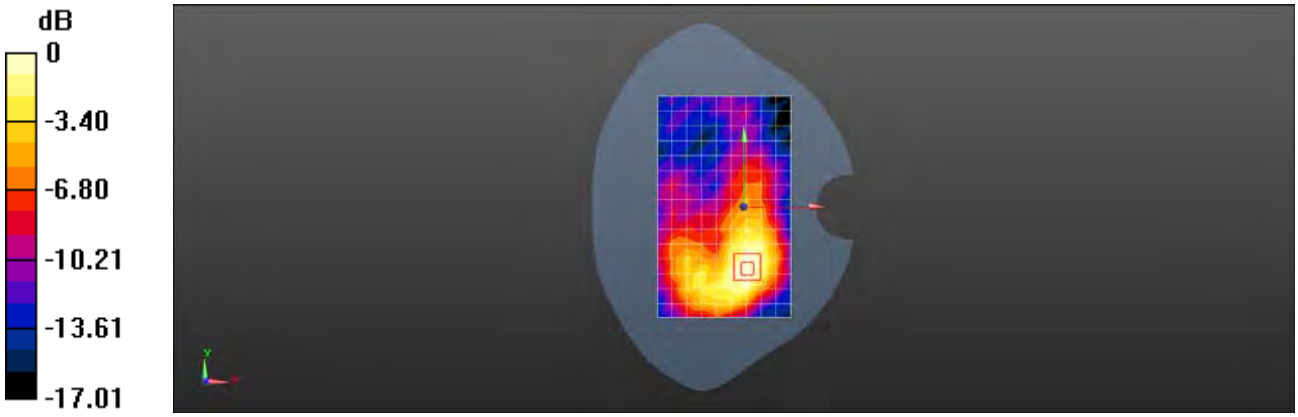

0 dB = 0.362 W/kg = -4.41 dBW/kg

Date: 2020/09/29

Test Laboratory: SGS-SAR Lab

M2007J22G SA 5GNR N41 100M QPSK 135RB69 513900CH Right tilted Ant1

DUT: M2007J22G; Type: Mobile Phone; Serial: 869536050020125

Communication System: UID 0, NR (0); Frequency: 2569.5 MHz;Duty Cycle: 1:1

Medium: HSL2600;Medium parameters used (interpolated): f = 2569.5 MHz; σ = 1.978 S/m; ε_r = 38.201; ρ = 1000 kg/m^3
Phantom section: Right Section

DASY 5 Configuration:

- Probe: EX3DV4 - SN3962; ConvF(7.42, 7.42, 7.42); Calibrated: 2020/04/01;
- Sensor-Surface: 2mm (Mechanical Surface Detection)
- Electronics: DAE4 Sn1428; Calibrated: 2020/03/03
- Phantom: SAM 2; Type: SAM; Serial: 1913
- DASY52 52.10.3(1513); SEMCAD X 14.6.10(7331)

Configuration/Head/Area Scan (10x17x1): Measurement grid: dx=12mm, dy=12mm
Maximum value of SAR (measured) = 0.647 W/kg

Configuration/Head/Zoom Scan (7x7x7)/Cube 0: Measurement grid: dx=5mm, dy=5mm, dz=5mm
Reference Value = 10.03 V/m; Power Drift = -0.07 dB
Peak SAR (extrapolated) = 1.07 W/kg
SAR(1 g) = 0.450 W/kg; SAR(10 g) = 0.192 W/kg
Maximum value of SAR (measured) = 0.743 W/kg



0 dB = 0.743 W/kg = -1.29 dBW/kg

Date: 2020/09/29

Test Laboratory: SGS-SAR Lab

M2007J22G SA 5GNR N41 100M QPSK 1RB137 509202CH Back side 15mm Ant1

DUT: M2007J22G; Type: Mobile Phone; Serial: 869536050020125

Communication System: UID 0, NR (0); Frequency: 2546.01 MHz;Duty Cycle: 1:1

Medium: HSL2600;Medium parameters used (interpolated): f = 2546.01 MHz; σ = 1.945 S/m; ε_r = 38.264; ρ = 1000 kg/m^3
Phantom section: Flat Section

DASY 5 Configuration:

- Probe: EX3DV4 - SN3962; ConvF(7.42, 7.42, 7.42); Calibrated: 2020/04/01;
- Sensor-Surface: 2mm (Mechanical Surface Detection)
- Electronics: DAE4 Sn1428; Calibrated: 2020/03/03
- Phantom: SAM 2; Type: SAM; Serial: 1913
- DASY52 52.10.3(1513); SEMCAD X 14.6.10(7331)

Configuration/Body/Area Scan (9x16x1): Measurement grid: dx=12mm, dy=12mm
Maximum value of SAR (measured) = 0.0975 W/kg

Configuration/Body/Zoom Scan (7x7x7)/Cube 0: Measurement grid: dx=5mm, dy=5mm, dz=5mm
Reference Value = 2.347 V/m; Power Drift = -0.01 dB
Peak SAR (extrapolated) = 0.168 W/kg
SAR(1 g) = 0.098 W/kg; SAR(10 g) = 0.055 W/kg
Maximum value of SAR (measured) = 0.109 W/kg

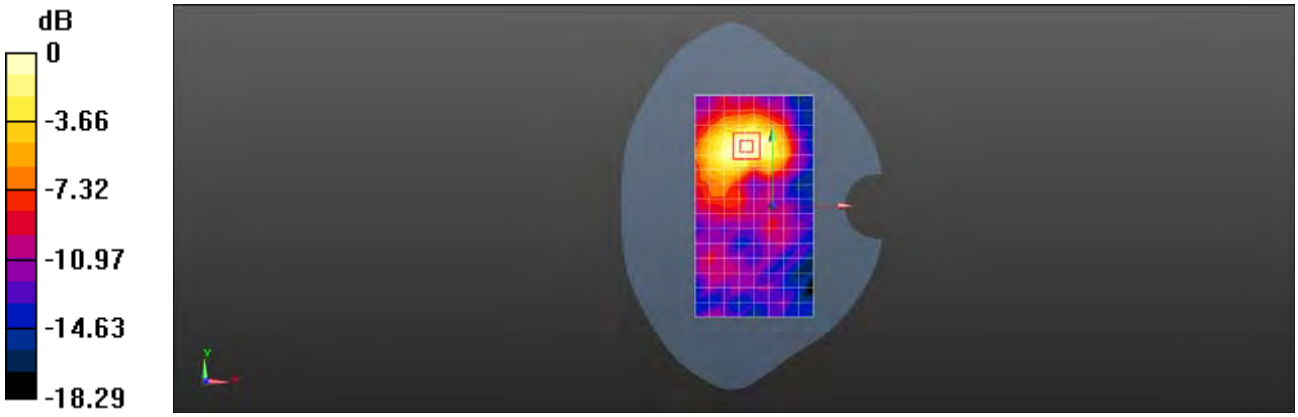

0 dB = 0.109 W/kg = -9.63 dBW/kg

Date: 2020/09/29

Test Laboratory: SGS-SAR Lab

M2007J22G SA 5GNR N41 100M QPSK 135RB69 513900CH Top side 10mm Ant1

DUT: M2007J22G; Type: Mobile Phone; Serial: 869536050020125

Communication System: UID 0, NR (0); Frequency: 2569.5 MHz;Duty Cycle: 1:1

Medium: HSL2600;Medium parameters used (interpolated): f = 2569.5 MHz; σ = 1.978 S/m; ε_r = 38.201; ρ = 1000 kg/m^3
Phantom section: Flat Section

DASY 5 Configuration:

- Probe: EX3DV4 - SN3962; ConvF(7.42, 7.42, 7.42); Calibrated: 2020/04/01;
- Sensor-Surface: 2mm (Mechanical Surface Detection)
- Electronics: DAE4 Sn1428; Calibrated: 2020/03/03
- Phantom: SAM 2; Type: SAM; Serial: 1913
- DASY52 52.10.3(1513); SEMCAD X 14.6.10(7331)

Configuration/Body/Area Scan (6x10x1): Measurement grid: dx=12mm, dy=12mm
Maximum value of SAR (measured) = 0.285 W/kg

Configuration/Body/Zoom Scan (7x7x7)/Cube 0: Measurement grid: dx=5mm, dy=5mm, dz=5mm
Reference Value = 6.908 V/m; Power Drift = 0.07 dB
Peak SAR (extrapolated) = 0.435 W/kg
SAR(1 g) = 0.203 W/kg; SAR(10 g) = 0.093 W/kg
Maximum value of SAR (measured) = 0.313 W/kg

0 dB = 0.313 W/kg = -5.04 dBW/kg

Date: 2020/10/01

Test Laboratory: SGS-SAR Lab

M2007J22G SA 5GNR N41 100M QPSK 1RB137 523302CH Right cheek Ant3

DUT: M2007J22G; Type: Mobile Phone; Serial: 869536050020125

Communication System: UID 0, NR (0); Frequency: 2616.51 MHz;Duty Cycle: 1:1

Medium: HSL2600;Medium parameters used: f = 2617 MHz; σ = 2.009 S/m; ε_r = 38.566; ρ = 1000 kg/m^3
Phantom section: Right Section

DASY 5 Configuration:

- Probe: EX3DV4 - SN3962; ConvF(7.42, 7.42, 7.42); Calibrated: 2020/04/01;
- Sensor-Surface: 2mm (Mechanical Surface Detection)
- Electronics: DAE4 Sn1428; Calibrated: 2020/03/03
- Phantom: SAM 2; Type: SAM; Serial: 1913
- DASY52 52.10.3(1513); SEMCAD X 14.6.10(7331)

Configuration/Head/Area Scan (10x16x1): Measurement grid: dx=12mm, dy=12mm
Maximum value of SAR (measured) = 0.656 W/kg

Configuration/Head/Zoom Scan (7x7x7)/Cube 0: Measurement grid: dx=5mm, dy=5mm, dz=5mm
Reference Value = 0.7060 V/m; Power Drift = 0.02 dB
Peak SAR (extrapolated) = 1.11 W/kg
SAR(1 g) = 0.384 W/kg; SAR(10 g) = 0.137 W/kg
Maximum value of SAR (measured) = 0.628 W/kg



0 dB = 0.628 W/kg = -2.02 dBW/kg

Date: 2020/10/01

Test Laboratory: SGS-SAR Lab

M2007J22G SA 5GNR N41 100M QPSK 135RB69 528000CH Back side 15mm Ant3

DUT: M2007J22G; Type: Mobile Phone; Serial: 869536050020125

Communication System: UID 0, NR (0); Frequency: 2640 MHz;Duty Cycle: 1:1

Medium: HSL2600;Medium parameters used: f = 2640 MHz; σ = 2.044 S/m; ε_r = 38.45; ρ = 1000 kg/m^3
Phantom section: Flat Section

DASY 5 Configuration:

- Probe: EX3DV4 - SN3962; ConvF(7.42, 7.42, 7.42); Calibrated: 2020/04/01;
- Sensor-Surface: 2mm (Mechanical Surface Detection)
- Electronics: DAE4 Sn1428; Calibrated: 2020/03/03
- Phantom: SAM 2; Type: SAM; Serial: 1913
- DASY52 52.10.3(1513); SEMCAD X 14.6.10(7331)

Configuration/Body/Area Scan (9x16x1): Measurement grid: dx=12mm, dy=12mm
Maximum value of SAR (measured) = 0.390 W/kg

Configuration/Body/Zoom Scan (7x7x7)/Cube 0: Measurement grid: dx=5mm, dy=5mm, dz=5mm
Reference Value = 5.045 V/m; Power Drift = -0.05 dB
Peak SAR (extrapolated) = 0.529 W/kg
SAR(1 g) = 0.347 W/kg; SAR(10 g) = 0.189 W/kg
Maximum value of SAR (measured) = 0.391 W/kg

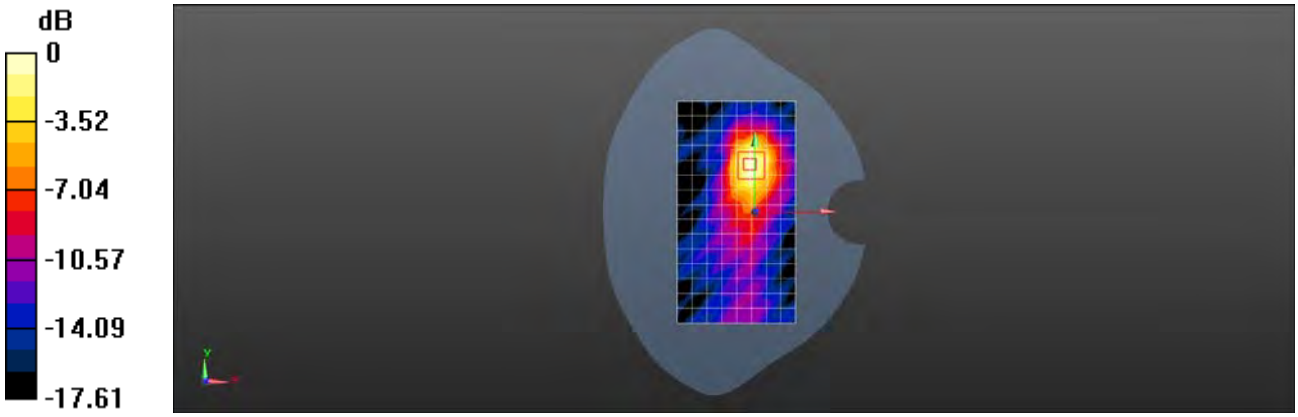

0 dB = 0.391 W/kg = -4.08 dBW/kg

Date: 2020/10/01

Test Laboratory: SGS-SAR Lab

M2007J22G SA 5GNR N41 100M QPSK 1355RB69 528000CH Back side 10mm Ant3

DUT: M2007J22G; Type: Mobile Phone; Serial: 869536050020125

Communication System: UID 0, NR (0); Frequency: 2640 MHz;Duty Cycle: 1:1

Medium: HSL2600;Medium parameters used: f = 2640 MHz; σ = 2.044 S/m; ε_r = 38.45; ρ = 1000 kg/m^3
Phantom section: Flat Section

DASY 5 Configuration:

- Probe: EX3DV4 - SN3962; ConvF(7.42, 7.42, 7.42); Calibrated: 2020/04/01;
- Sensor-Surface: 2mm (Mechanical Surface Detection)
- Electronics: DAE4 Sn1428; Calibrated: 2020/03/03
- Phantom: SAM 2; Type: SAM; Serial: 1913
- DASY52 52.10.3(1513); SEMCAD X 14.6.10(7331)

Configuration/Body/Area Scan (9x16x1): Measurement grid: dx=12mm, dy=12mm
Maximum value of SAR (measured) = 0.333 W/kg

Configuration/Body/Zoom Scan (7x7x7)/Cube 0: Measurement grid: dx=5mm, dy=5mm, dz=5mm
Reference Value = 3.165 V/m; Power Drift = -0.06 dB
Peak SAR (extrapolated) = 0.514 W/kg
SAR(1 g) = 0.325 W/kg; SAR(10 g) = 0.173 W/kg
Maximum value of SAR (measured) = 0.401 W/kg

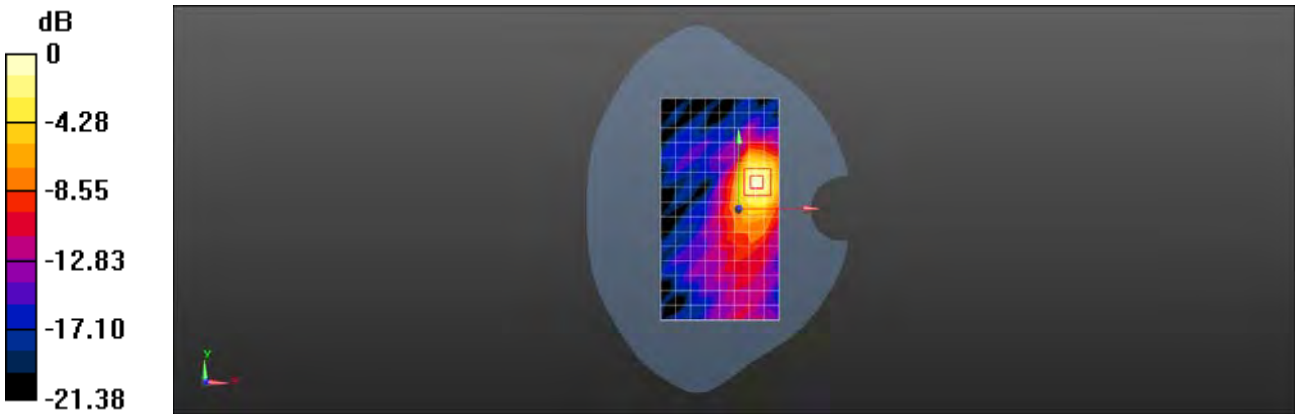

0 dB = 0.401 W/kg = -3.97 dBW/kg

Date: 2020/10/01

Test Laboratory: SGS-SAR Lab

M2007J22G SA 5GNR N41 100M QPSK 135RB69 528000CH Left cheek Ant4

DUT: M2007J22G; Type: Mobile Phone; Serial: 869536050020125

Communication System: UID 0, NR (0); Frequency: 2640 MHz;Duty Cycle: 1:1

Medium: HSL2600;Medium parameters used: f = 2640 MHz; σ = 2.044 S/m; ε_r = 38.45; ρ = 1000 kg/m^3
Phantom section: Left Section

DASY 5 Configuration:

- Probe: EX3DV4 - SN3962; ConvF(7.42, 7.42, 7.42); Calibrated: 2020/04/01;
- Sensor-Surface: 2mm (Mechanical Surface Detection)
- Electronics: DAE4 Sn1428; Calibrated: 2020/03/03
- Phantom: SAM 2; Type: SAM; Serial: 1913
- DASY52 52.10.3(1513); SEMCAD X 14.6.10(7331)

Configuration/Head/Area Scan (10x16x1): Measurement grid: dx=12mm, dy=12mm
Maximum value of SAR (measured) = 0.446 W/kg

Configuration/Head/Zoom Scan (7x7x7)/Cube 0: Measurement grid: dx=5mm, dy=5mm, dz=5mm
Reference Value = 2.869 V/m; Power Drift = 0.02 dB
Peak SAR (extrapolated) = 0.596 W/kg
SAR(1 g) = 0.363 W/kg; SAR(10 g) = 0.201 W/kg
Maximum value of SAR (measured) = 0.445 W/kg

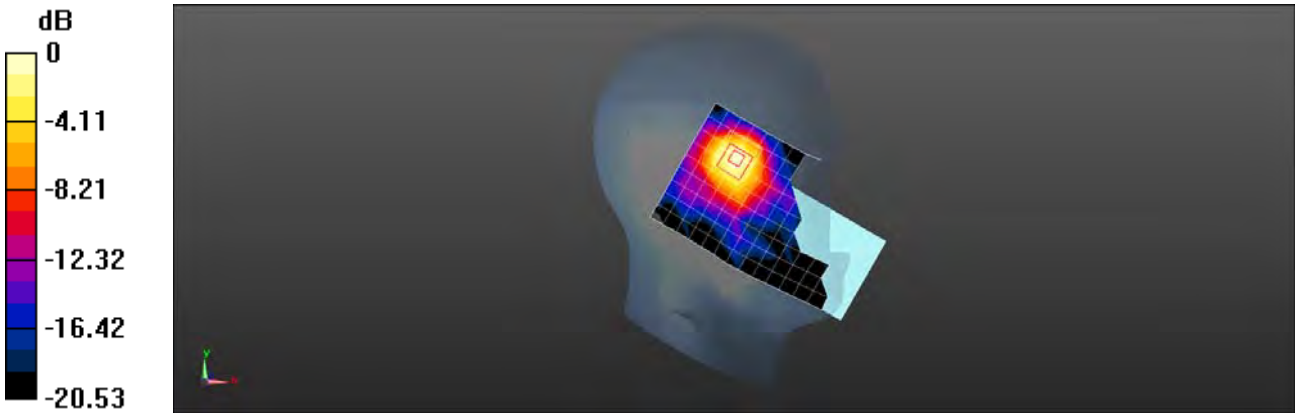

0 dB = 0.445 W/kg = -3.52 dBW/kg

Date: 2020/10/01

Test Laboratory: SGS-SAR Lab

M2007J22G SA 5GNR N41 100M QPSK 135RB69 528000CH Back side 15mm Ant4

DUT: M2007J22G; Type: Mobile Phone; Serial: 869536050020125

Communication System: UID 0, NR (0); Frequency: 2640 MHz;Duty Cycle: 1:1

Medium: HSL2600;Medium parameters used: f = 2640 MHz; σ = 2.044 S/m; ε_r = 38.45; ρ = 1000 kg/m^3
Phantom section: Flat Section

DASY 5 Configuration:

- Probe: EX3DV4 - SN3962; ConvF(7.42, 7.42, 7.42); Calibrated: 2020/04/01;
- Sensor-Surface: 2mm (Mechanical Surface Detection)
- Electronics: DAE4 Sn1428; Calibrated: 2020/03/03
- Phantom: SAM 2; Type: SAM; Serial: 1913
- DASY52 52.10.3(1513); SEMCAD X 14.6.10(7331)

Configuration/Body/Area Scan (9x16x1): Measurement grid: dx=12mm, dy=12mm
Maximum value of SAR (measured) = 0.186 W/kg

Configuration/Body/Zoom Scan (7x7x7)/Cube 0: Measurement grid: dx=5mm, dy=5mm, dz=5mm
Reference Value = 3.415 V/m; Power Drift = 0.09 dB
Peak SAR (extrapolated) = 0.309 W/kg
SAR(1 g) = 0.148 W/kg; SAR(10 g) = 0.070 W/kg
Maximum value of SAR (measured) = 0.226 W/kg

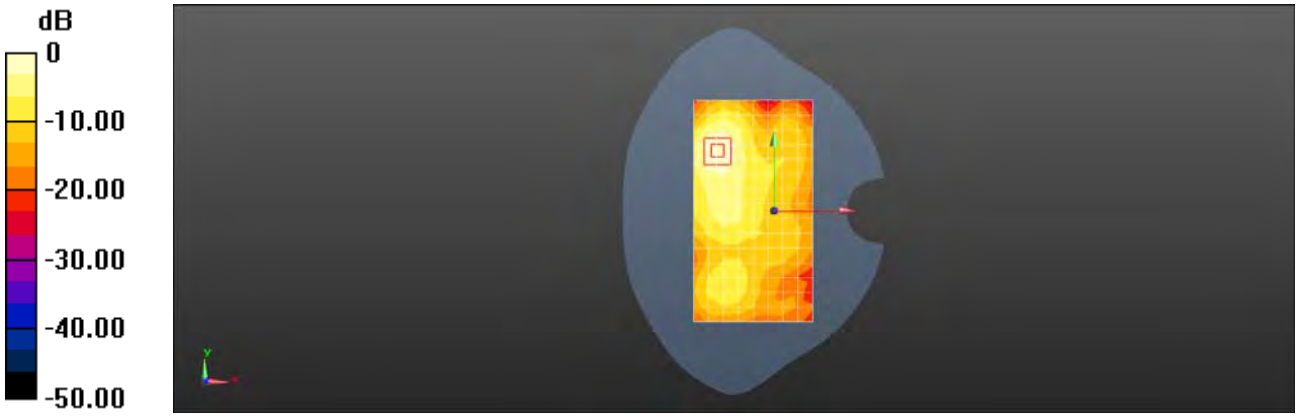

0 dB = 0.226 W/kg = -6.46 dBW/kg

Date: 2020/10/01

Test Laboratory: SGS-SAR Lab

M2007J22G SA 5GNR N41 100M QPSK 135RB69 528000CH Back side 10mm Ant4

DUT: M2007J22G; Type: Mobile Phone; Serial: 869536050020125

Communication System: UID 0, NR (0); Frequency: 2640 MHz;Duty Cycle: 1:1

Medium: HSL2600;Medium parameters used: f = 2640 MHz; σ = 2.044 S/m; ε_r = 38.45; ρ = 1000 kg/m^3
Phantom section: Flat Section

DASY 5 Configuration:

- Probe: EX3DV4 - SN3962; ConvF(7.42, 7.42, 7.42); Calibrated: 2020/04/01;
- Sensor-Surface: 2mm (Mechanical Surface Detection)
- Electronics: DAE4 Sn1428; Calibrated: 2020/03/03
- Phantom: SAM 2; Type: SAM; Serial: 1913
- DASY52 52.10.3(1513); SEMCAD X 14.6.10(7331)

Configuration/Body/Area Scan (9x16x1): Measurement grid: dx=12mm, dy=12mm
Maximum value of SAR (measured) = 0.185 W/kg

Configuration/Body/Zoom Scan (7x7x7)/Cube 0: Measurement grid: dx=5mm, dy=5mm, dz=5mm
Reference Value = 3.145 V/m; Power Drift = -0.15 dB
Peak SAR (extrapolated) = 0.286 W/kg
SAR(1 g) = 0.177 W/kg; SAR(10 g) = 0.094 W/kg
Maximum value of SAR (measured) = 0.202 W/kg

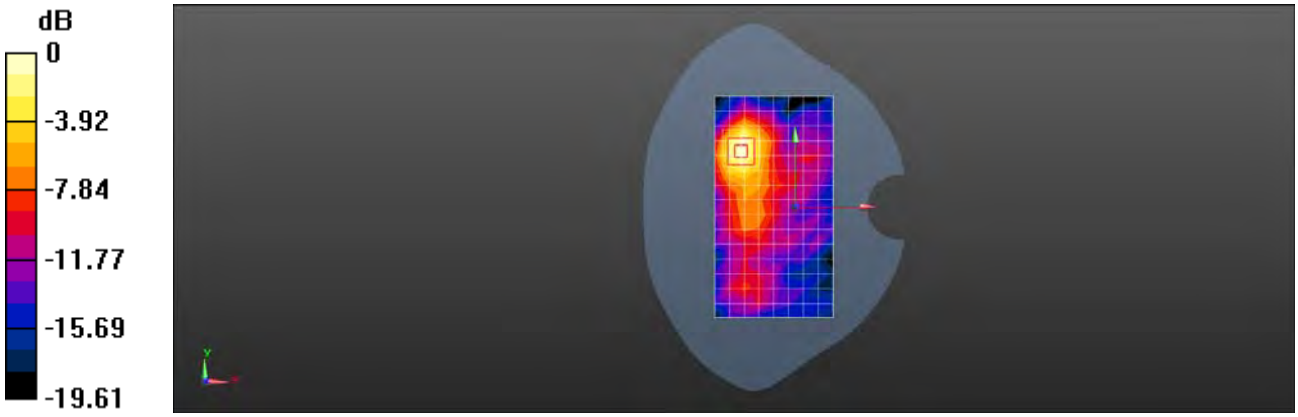

0 dB = 0.202 W/kg = -6.95 dBW/kg

Date: 2020/10/23

Test Laboratory: SGS-SAR Lab

M2007J22G 5GNR N77 DFT QPSK 100M 135RB69 662000CH Right cheek Ant3

DUT: M2007J22G; Type: Mobile Phone; Serial: 869536050020125

Communication System: UID 0, NR (0); Frequency: 3930 MHz;Duty Cycle: 1:1

Medium: HSL3900;Medium parameters used: f = 3930 MHz; σ = 3.497 S/m; ε_r = 37.174; ρ = 1000 kg/m^3
Phantom section: Right Section

DASY 5 Configuration:

- Probe: EX3DV4 - SN3962; ConvF(6.56, 6.56, 6.56); Calibrated: 2020/04/01;
- Sensor-Surface: 1.4mm (Mechanical Surface Detection)
- Electronics: DAE4 Sn1428; Calibrated: 2020/03/03
- Phantom: SAM 3; Type: SAM; Serial: 1912
- DASY52 52.8.8(1222); SEMCAD X 14.6.10(7331)

Configuration/Head/Area Scan (10x16x1): Measurement grid: dx=12mm, dy=12mm
Maximum value of SAR (measured) = 0.856 W/kg

Configuration/Head/Zoom Scan (7x7x7)/Cube 0: Measurement grid: dx=5mm, dy=5mm, dz=5mm
Reference Value = 3.788 V/m; Power Drift = 0.15 dB
Peak SAR (extrapolated) = 2.61 W/kg
SAR(1 g) = 0.760 W/kg; SAR(10 g) = 0.235 W/kg
Maximum value of SAR (measured) = 1.57 W/kg



0 dB = 1.57 W/kg = 1.96 dBW/kg

Date: 2020/10/23

Test Laboratory: SGS-SAR Lab

M2007J22G 5GNR N77 DFT QPSK 100M 1RB137 662000CH Back side 15mm Ant3

DUT: M2007J22G; Type: Mobile Phone; Serial: 869536050020125

Communication System: UID 0, NR (0); Frequency: 3930 MHz;Duty Cycle: 1:1

Medium: HSL3900;Medium parameters used: f = 3930 MHz; σ = 3.497 S/m; ε_r = 37.174; ρ = 1000 kg/m^3
Phantom section: Flat Section

DASY 5 Configuration:

- Probe: EX3DV4 - SN3962; ConvF(6.56, 6.56, 6.56); Calibrated: 2020/04/01;
- Sensor-Surface: 1.4mm (Mechanical Surface Detection)
- Electronics: DAE4 Sn1428; Calibrated: 2020/03/03
- Phantom: SAM 3; Type: SAM; Serial: 1912
- DASY52 52.8.8(1222); SEMCAD X 14.6.10(7331)

Configuration/Body/Area Scan (10x16x1): Measurement grid: dx=12mm, dy=12mm
Maximum value of SAR (measured) = 1.10 W/kg

Configuration/Body/Zoom Scan (7x7x7)/Cube 0: Measurement grid: dx=5mm, dy=5mm, dz=5mm
Reference Value = 6.903 V/m; Power Drift = -0.07 dB
Peak SAR (extrapolated) = 1.69 W/kg
SAR(1 g) = 0.669 W/kg; SAR(10 g) = 0.272 W/kg
Maximum value of SAR (measured) = 1.24 W/kg

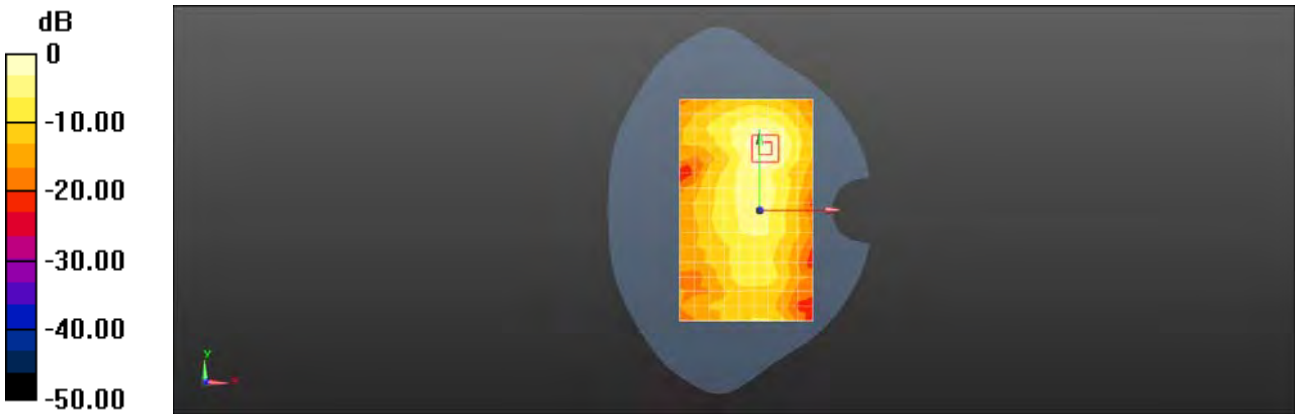

0 dB = 1.24 W/kg = 0.93 dBW/kg

Date: 2020/10/23

Test Laboratory: SGS-SAR Lab

M2007J22G 5GNR N77 DFT QPSK 100M 1RB137 662000CH Back side 10mm Ant3

DUT: M2007J22G; Type: Mobile Phone; Serial: 869536050020125

Communication System: UID 0, NR (0); Frequency: 3930 MHz;Duty Cycle: 1:1

Medium: HSL3900;Medium parameters used: f = 3930 MHz; σ = 3.497 S/m; ε_r = 37.174; ρ = 1000 kg/m^3
Phantom section: Flat Section

DASY 5 Configuration:

- Probe: EX3DV4 - SN3962; ConvF(6.56, 6.56, 6.56); Calibrated: 2020/04/01;
- Sensor-Surface: 1.4mm (Mechanical Surface Detection)
- Electronics: DAE4 Sn1428; Calibrated: 2020/03/03
- Phantom: SAM 3; Type: SAM; Serial: 1912
- DASY52 52.8.8(1222); SEMCAD X 14.6.10(7331)

Configuration/Body/Area Scan (10x16x1): Measurement grid: dx=12mm, dy=12mm
Maximum value of SAR (measured) = 0.359 W/kg

Configuration/Body/Zoom Scan (7x7x7)/Cube 0: Measurement grid: dx=5mm, dy=5mm, dz=5mm
Reference Value = 3.380 V/m; Power Drift = -0.05 dB
Peak SAR (extrapolated) = 0.527 W/kg
SAR(1 g) = 0.224 W/kg; SAR(10 g) = 0.073 W/kg
Maximum value of SAR (measured) = 0.408 W/kg

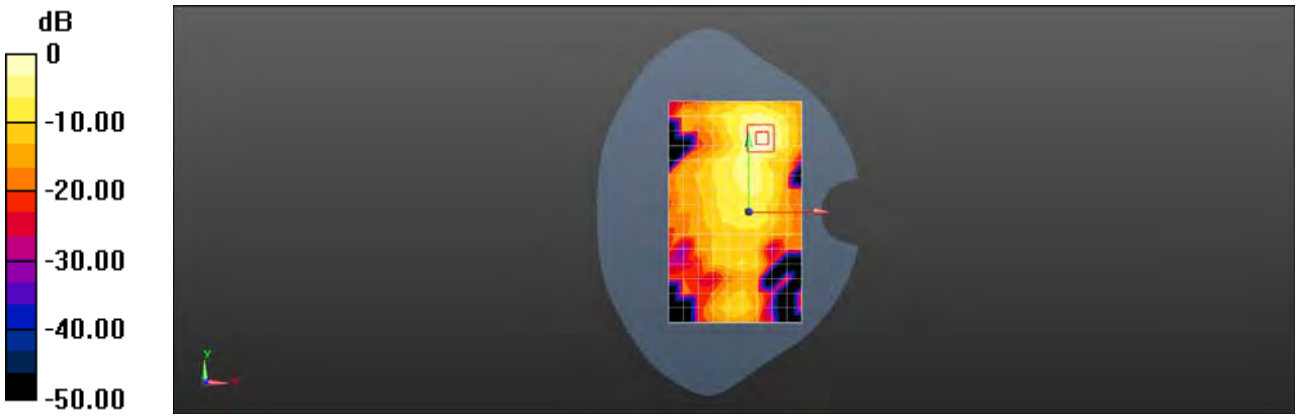

0 dB = 0.408 W/kg = -3.89 dBW/kg

Date: 2020/10/23

Test Laboratory: SGS-SAR Lab

M2007J22G 5GNR N77 DFT QPSK 100M 135RB69 650000CH Left cheek Ant4

DUT: M2007J22G; Type: Mobile Phone; Serial: 869536050020125

Communication System: UID 0, NR (0); Frequency: 3750 MHz;Duty Cycle: 1:1

Medium: HSL3700;Medium parameters used: f = 3750 MHz; σ = 3.29 S/m; ε_r = 37.741; ρ = 1000 kg/m^3
Phantom section: Left Section

DASY 5 Configuration:

- Probe: EX3DV4 - SN3962; ConvF(6.67, 6.67, 6.67); Calibrated: 2020/04/01;
- Sensor-Surface: 1.4mm (Mechanical Surface Detection)
- Electronics: DAE4 Sn1428; Calibrated: 2020/03/03
- Phantom: SAM 3; Type: SAM; Serial: 1912
- DASY52 52.8.8(1222); SEMCAD X 14.6.10(7331)

Configuration/Head/Area Scan (10x16x1): Measurement grid: dx=12mm, dy=12mm
Maximum value of SAR (measured) = 1.33 W/kg

Configuration/Head/Zoom Scan (7x7x7)/Cube 0: Measurement grid: dx=5mm, dy=5mm, dz=5mm
Reference Value = 1.805 V/m; Power Drift = 0.07 dB
Peak SAR (extrapolated) = 2.14 W/kg
SAR(1 g) = 0.712 W/kg; SAR(10 g) = 0.211 W/kg
Maximum value of SAR (measured) = 1.36 W/kg

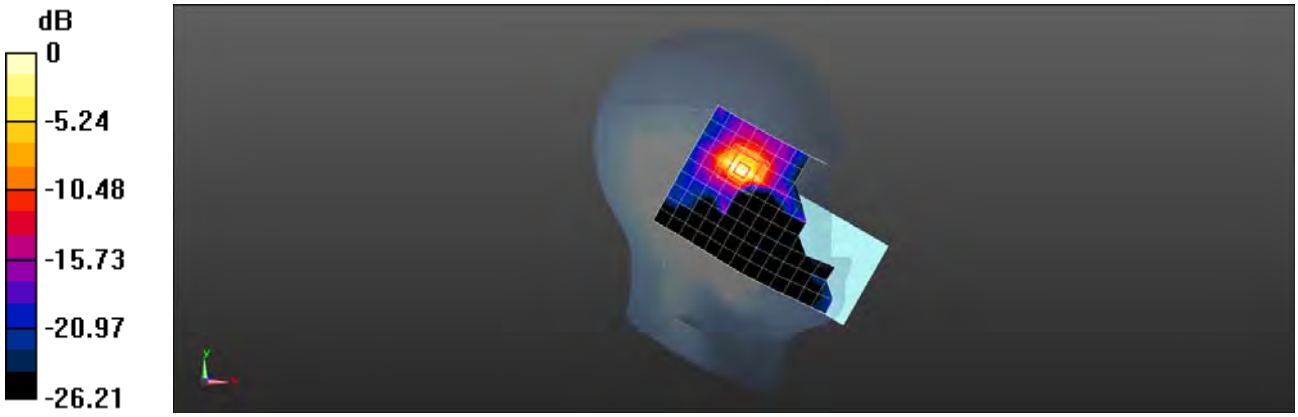

0 dB = 1.36 W/kg = 1.34 dBW/kg

Date: 2020/10/23

Test Laboratory: SGS-SAR Lab

M2007J22G 5GNR N77 DFT QPSK 100M 135RB69 650000CH Back side 15mm Ant4

DUT: M2007J22G; Type: Mobile Phone; Serial: 869536050020125

Communication System: UID 0, NR (0); Frequency: 3750 MHz;Duty Cycle: 1:1

Medium: HSL3700;Medium parameters used: f = 3750 MHz; σ = 3.29 S/m; ε_r = 37.741; ρ = 1000 kg/m^3
Phantom section: Flat Section

DASY 5 Configuration:

- Probe: EX3DV4 - SN3962; ConvF(6.67, 6.67, 6.67); Calibrated: 2020/04/01;
- Sensor-Surface: 1.4mm (Mechanical Surface Detection)
- Electronics: DAE4 Sn1428; Calibrated: 2020/03/03
- Phantom: SAM 3; Type: SAM; Serial: 1912
- DASY52 52.8.8(1222); SEMCAD X 14.6.10(7331)

Configuration/Body/Area Scan (10x16x1): Measurement grid: dx=12mm, dy=12mm
Maximum value of SAR (measured) = 0.306 W/kg

Configuration/Body/Zoom Scan (7x7x7)/Cube 0: Measurement grid: dx=5mm, dy=5mm, dz=5mm
Reference Value = 1.205 V/m; Power Drift = 0.08 dB
Peak SAR (extrapolated) = 0.449 W/kg
SAR(1 g) = 0.183 W/kg; SAR(10 g) = 0.079 W/kg
Maximum value of SAR (measured) = 0.333 W/kg

0 dB = 0.333 W/kg = -4.78 dBW/kg

Date: 2020/10/23

Test Laboratory: SGS-SAR Lab

M2007J22G 5GNR N77 DFT QPSK 100M 1RB137 650000CH Back side 10mm Ant4

DUT: M2007J22G; Type: Mobile Phone; Serial: 869536050020125

Communication System: UID 0, NR (0); Frequency: 3750 MHz;Duty Cycle: 1:1

Medium: HSL3700;Medium parameters used: f = 3750 MHz; σ = 3.29 S/m; ε_r = 37.741; ρ = 1000 kg/m^3
Phantom section: Flat Section

DASY 5 Configuration:

- Probe: EX3DV4 - SN3962; ConvF(6.67, 6.67, 6.67); Calibrated: 2020/04/01;
- Sensor-Surface: 1.4mm (Mechanical Surface Detection)
- Electronics: DAE4 Sn1428; Calibrated: 2020/03/03
- Phantom: SAM 3; Type: SAM; Serial: 1912
- DASY52 52.8.8(1222); SEMCAD X 14.6.10(7331)

Configuration/Body/Area Scan (10x16x1): Measurement grid: dx=12mm, dy=12mm
Maximum value of SAR (measured) = 0.587 W/kg

Configuration/Body/Zoom Scan (7x7x7)/Cube 0: Measurement grid: dx=5mm, dy=5mm, dz=5mm
Reference Value = 0.6880 V/m; Power Drift = -0.05 dB
Peak SAR (extrapolated) = 0.895 W/kg
SAR(1 g) = 0.363 W/kg; SAR(10 g) = 0.132 W/kg
Maximum value of SAR (measured) = 0.682 W/kg

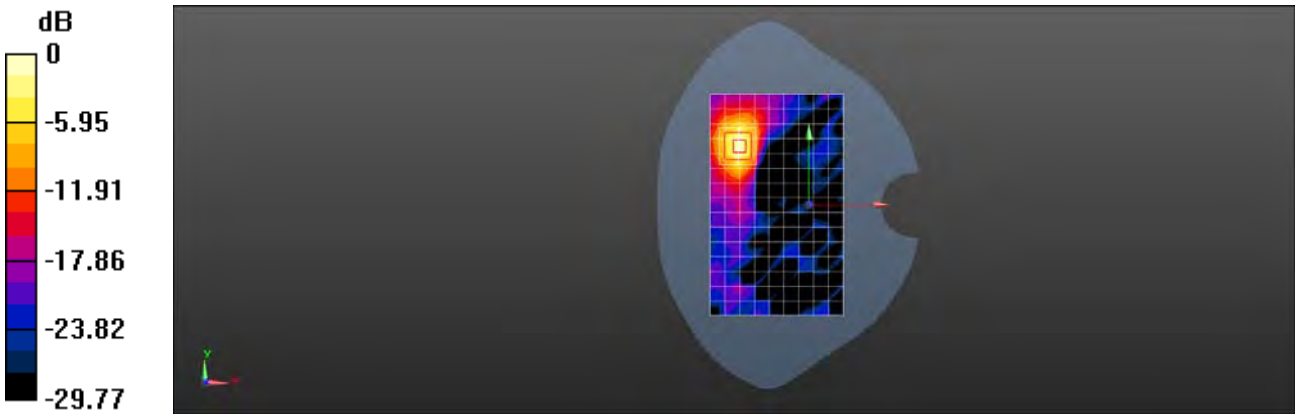

0 dB = 0.682 W/kg = -1.66 dBW/kg

Date: 2020/10/24

Test Laboratory: SGS-SAR Lab

M2007J22G 5GNR N77 DFT QPSK 100M 135RB69 650000CH Left cheek Ant5

DUT: M2007J22G; Type: Mobile Phone; Serial: 869536050020125

Communication System: UID 0, NR (0); Frequency: 3750 MHz;Duty Cycle: 1:1

Medium: HSL3700;Medium parameters used: f = 3750 MHz; σ = 3.069 S/m; ε_r = 36.781; ρ = 1000 kg/m^3
Phantom section: Flat Section

DASY 5 Configuration:

- Probe: EX3DV4 - SN3962; ConvF(6.67, 6.67, 6.67); Calibrated: 2020/04/01;
- Sensor-Surface: 1.4mm (Mechanical Surface Detection)
- Electronics: DAE4 Sn1428; Calibrated: 2020/03/03
- Phantom: SAM 3; Type: SAM; Serial: 1912
- DASY52 52.8.8(1222); SEMCAD X 14.6.10(7331)

Configuration/Head/Area Scan (10x16x1): Measurement grid: dx=12mm, dy=12mm
Maximum value of SAR (measured) = 0.590 W/kg

Configuration/Head/Zoom Scan (7x7x7)/Cube 0: Measurement grid: dx=5mm, dy=5mm, dz=5mm
Reference Value = 2.894 V/m; Power Drift = 0.02 dB
Peak SAR (extrapolated) = 0.867 W/kg
SAR(1 g) = 0.381 W/kg; SAR(10 g) = 0.170 W/kg
Maximum value of SAR (measured) = 0.677 W/kg



0 dB = 0.677 W/kg = -1.69 dBW/kg

Date: 2020/10/24

Test Laboratory: SGS-SAR Lab

M2007J22G 5GNR N77 DFT QPSK 100M 1RB137 650000CH Back side 15mm Ant5

DUT: M2007J22G; Type: Mobile Phone; Serial: 869536050020125

Communication System: UID 0, NR (0); Frequency: 3750 MHz;Duty Cycle: 1:1

Medium: HSL3700;Medium parameters used: f = 3750 MHz; σ = 3.069 S/m; ε_r = 36.781; ρ = 1000 kg/m^3
Phantom section: Flat Section

DASY 5 Configuration:

- Probe: EX3DV4 - SN3962; ConvF(6.67, 6.67, 6.67); Calibrated: 2020/04/01;
- Sensor-Surface: 1.4mm (Mechanical Surface Detection)
- Electronics: DAE4 Sn1428; Calibrated: 2020/03/03
- Phantom: SAM 3; Type: SAM; Serial: 1912
- DASY52 52.8.8(1222); SEMCAD X 14.6.10(7331)

Configuration/Body/Area Scan (10x16x1): Measurement grid: dx=12mm, dy=12mm
Maximum value of SAR (measured) = 0.119 W/kg

Configuration/Body/Zoom Scan (7x7x7)/Cube 0: Measurement grid: dx=5mm, dy=5mm, dz=5mm
Reference Value = 1.332 V/m; Power Drift = 0.07 dB
Peak SAR (extrapolated) = 0.338 W/kg
SAR(1 g) = 0.086 W/kg; SAR(10 g) = 0.030 W/kg
Maximum value of SAR (measured) = 0.154 W/kg

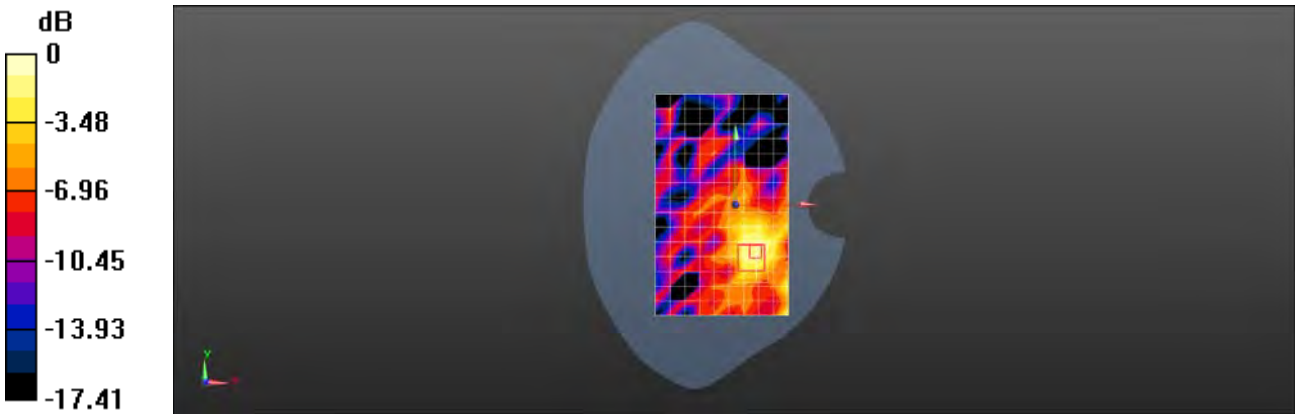

0 dB = 0.154 W/kg = -8.12 dBW/kg

Date: 2020/10/24

Test Laboratory: SGS-SAR Lab

M2007J22G 5GNR N77 DFT QPSK 100M 135RB69 650000CH Left side 10mm Ant5

DUT: M2007J22G; Type: Mobile Phone; Serial: 869536050020125

Communication System: UID 0, NR (0); Frequency: 3750 MHz;Duty Cycle: 1:1

Medium: HSL3700;Medium parameters used: f = 3750 MHz; σ = 3.069 S/m; ε_r = 36.781; ρ = 1000 kg/m^3
Phantom section: Flat Section

DASY 5 Configuration:

- Probe: EX3DV4 - SN3962; ConvF(6.67, 6.67, 6.67); Calibrated: 2020/04/01;
- Sensor-Surface: 1.4mm (Mechanical Surface Detection)
- Electronics: DAE4 Sn1428; Calibrated: 2020/03/03
- Phantom: SAM 3; Type: SAM; Serial: 1912
- DASY52 52.8.8(1222); SEMCAD X 14.6.10(7331)

Configuration/Body/Area Scan (6x16x1): Measurement grid: dx=12mm, dy=12mm
Maximum value of SAR (measured) = 0.445 W/kg

Configuration/Body/Zoom Scan (7x7x7)/Cube 0: Measurement grid: dx=5mm, dy=5mm, dz=5mm
Reference Value = 3.351 V/m; Power Drift = 0.08 dB
Peak SAR (extrapolated) = 0.721 W/kg
SAR(1 g) = 0.278 W/kg; SAR(10 g) = 0.105 W/kg
Maximum value of SAR (measured) = 0.543 W/kg

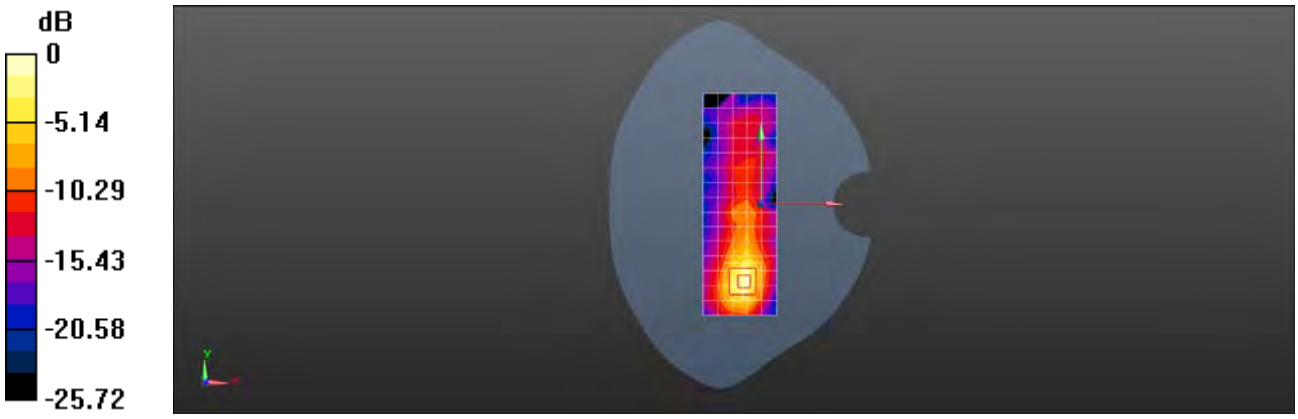

0 dB = 0.543 W/kg = -2.65 dBW/kg

Date: 2020/10/24

Test Laboratory: SGS-SAR Lab

M2007J22G 5GNR N77 DFT QPSK 100M 135RB69 650000CH Right cheek Ant6

DUT: M2007J22G; Type: Mobile Phone; Serial: 869536050020125

Communication System: UID 0, NR (0); Frequency: 3750 MHz;Duty Cycle: 1:1

Medium: HSL3700;Medium parameters used: f = 3750 MHz; σ = 3.069 S/m; ε_r = 36.781; ρ = 1000 kg/m^3
Phantom section: Flat Section

DASY 5 Configuration:

- Probe: EX3DV4 - SN3962; ConvF(6.67, 6.67, 6.67); Calibrated: 2020/04/01;
- Sensor-Surface: 1.4mm (Mechanical Surface Detection)
- Electronics: DAE4 Sn1428; Calibrated: 2020/03/03
- Phantom: SAM 3; Type: SAM; Serial: 1912
- DASY52 52.8.8(1222); SEMCAD X 14.6.10(7331)

Configuration/Head/Area Scan (9x16x1): Measurement grid: dx=12mm, dy=12mm
Maximum value of SAR (measured) = 0.256 W/kg

Configuration/Head/Zoom Scan (7x7x7)/Cube 0: Measurement grid: dx=5mm, dy=5mm, dz=5mm
Reference Value = 2.182 V/m; Power Drift = -0.04 dB
Peak SAR (extrapolated) = 0.335 W/kg
SAR(1 g) = 0.154 W/kg; SAR(10 g) = 0.076 W/kg
Maximum value of SAR (measured) = 0.261 W/kg

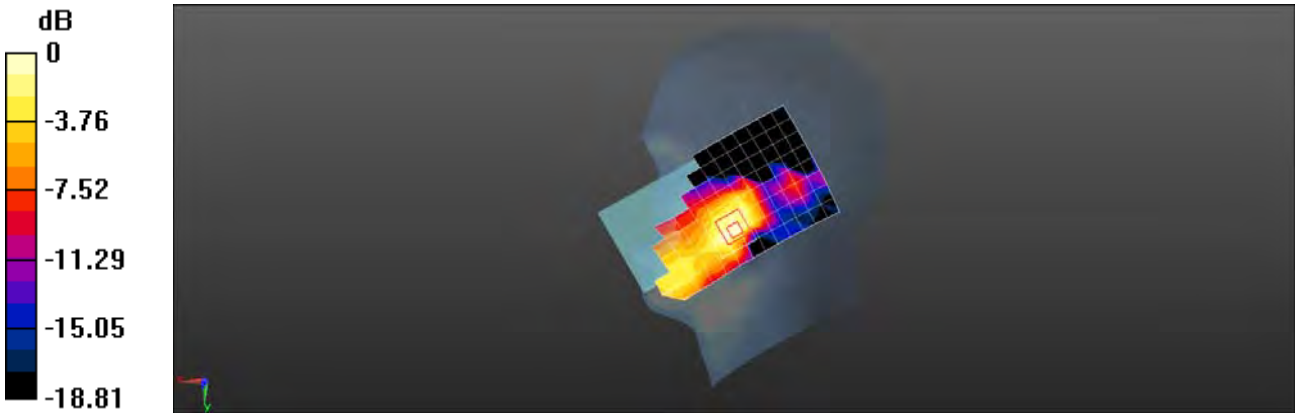

0 dB = 0.261 W/kg = -5.83 dBW/kg

Date: 2020/10/24

Test Laboratory: SGS-SAR Lab

M2007J22G 5GNR N77 DFT QPSK 100M 135RB69 650000CH Back side 15mm Ant6

DUT: M2007J22G; Type: Mobile Phone; Serial: 869536050020125

Communication System: UID 0, NR (0); Frequency: 3750 MHz;Duty Cycle: 1:1

Medium: HSL3700;Medium parameters used: f = 3750 MHz; σ = 3.069 S/m; ε_r = 36.781; ρ = 1000 kg/m^3
Phantom section: Flat Section

DASY 5 Configuration:

- Probe: EX3DV4 - SN3962; ConvF(6.67, 6.67, 6.67); Calibrated: 2020/04/01;
- Sensor-Surface: 1.4mm (Mechanical Surface Detection)
- Electronics: DAE4 Sn1428; Calibrated: 2020/03/03
- Phantom: SAM 3; Type: SAM; Serial: 1912
- DASY52 52.8.8(1222); SEMCAD X 14.6.10(7331)

Configuration/Body/Area Scan (10x16x1): Measurement grid: dx=12mm, dy=12mm
Maximum value of SAR (measured) = 0.235 W/kg

Configuration/Body/Zoom Scan (7x7x7)/Cube 0: Measurement grid: dx=5mm, dy=5mm, dz=5mm
Reference Value = 3.106 V/m; Power Drift = -0.19 dB
Peak SAR (extrapolated) = 0.361 W/kg
SAR(1 g) = 0.158 W/kg; SAR(10 g) = 0.070 W/kg
Maximum value of SAR (measured) = 0.273 W/kg

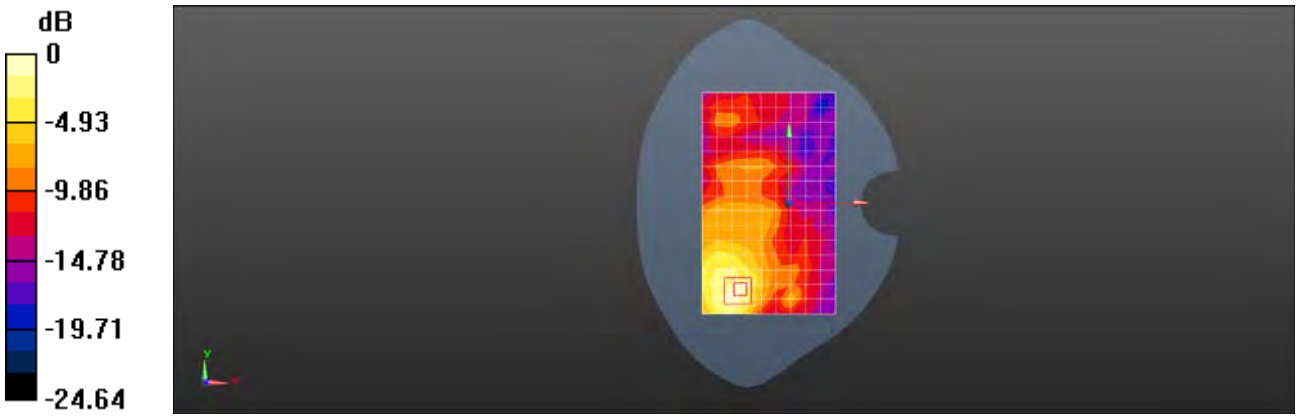

0 dB = 0.273 W/kg = -5.64 dBW/kg

Date: 2020/10/24

Test Laboratory: SGS-SAR Lab

M2007J22G 5GNR N77 DFT QPSK 100M 135RB69 650000CH Back side 10mm Ant6

DUT: M2007J22G; Type: Mobile Phone; Serial: 869536050020125

Communication System: UID 0, NR (0); Frequency: 3750 MHz;Duty Cycle: 1:1

Medium: HSL3700;Medium parameters used: f = 3750 MHz; σ = 3.069 S/m; ε_r = 36.781; ρ = 1000 kg/m^3
Phantom section: Flat Section

DASY 5 Configuration:

- Probe: EX3DV4 - SN3962; ConvF(6.67, 6.67, 6.67); Calibrated: 2020/04/01;
- Sensor-Surface: 1.4mm (Mechanical Surface Detection)
- Electronics: DAE4 Sn1428; Calibrated: 2020/03/03
- Phantom: SAM 3; Type: SAM; Serial: 1912
- DASY52 52.8.8(1222); SEMCAD X 14.6.10(7331)

Configuration/Body/Area Scan (10x16x1): Measurement grid: dx=12mm, dy=12mm
Maximum value of SAR (measured) = 0.574 W/kg

Configuration/Body/Zoom Scan (7x7x7)/Cube 0: Measurement grid: dx=5mm, dy=5mm, dz=5mm
Reference Value = 13.24 V/m; Power Drift = -0.05 dB
Peak SAR (extrapolated) = 0.740 W/kg
SAR(1 g) = 0.310 W/kg; SAR(10 g) = 0.149 W/kg
Maximum value of SAR (measured) = 0.544 W/kg

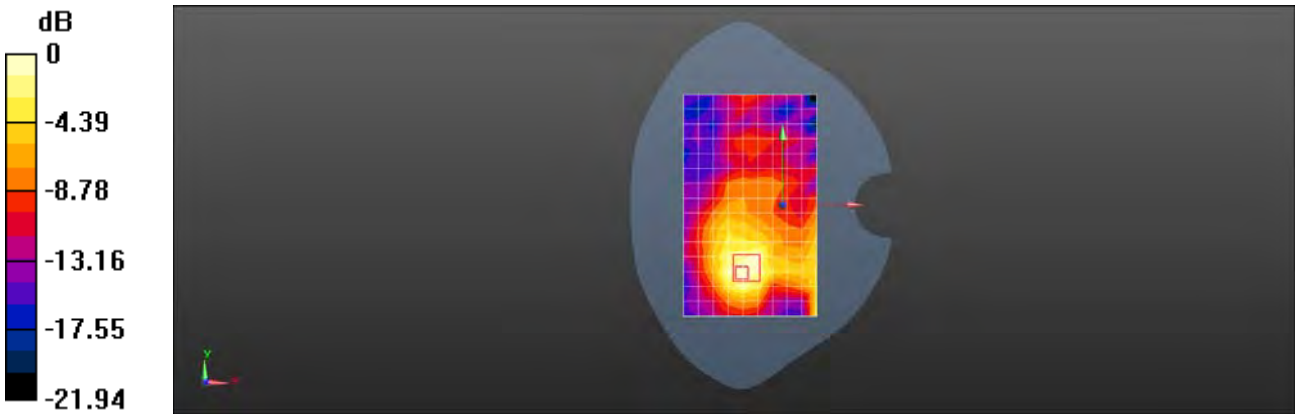

0 dB = 0.544 W/kg = -2.64 dBW/kg

Date: 2020-09-28

Test Laboratory: SGS-SAR Lab

M2007J22G WIFI 2.4G 802.11b 6CH Left cheek

DUT: M2007J22G; Type: Mobile Phone; Serial: 869536050020125

Communication System: UID 0, WI-FI(2.4GHz) (0); Frequency: 2437 MHz;Duty Cycle: 1:1.005

Medium: HSL2450;Medium parameters used: f = 2437 MHz; σ = 1.749 S/m; ε_r = 39.37; ρ = 1000 kg/m^3
Phantom section: Left Section

DASY 5 Configuration:

- Probe: EX3DV4 - SN3962; ConvF(7.60, 7.60, 7.60); Calibrated: 2020-04-01
- Sensor-Surface: 2mm (Mechanical Surface Detection)
- Electronics: DAE4 Sn1428; Calibrated: 2020-03-03
- Phantom: SAM 3; Type: SAM; Serial: 1912
- DASY52 52.8.8(1222); SEMCAD X 14.6.13(7474)

Configuration/Head/Area Scan (10x17x1): Measurement grid: dx=12mm, dy=12mm
Maximum value of SAR (measured) = 0.707 W/kg

Configuration/Head/Zoom Scan (7x7x7)/Cube 0: Measurement grid: dx=5mm, dy=5mm, dz=5mm
Reference Value = 10.54 V/m; Power Drift = -0.03 dB
Peak SAR (extrapolated) = 0.726 W/kg
SAR(1 g) = 0.533 W/kg; SAR(10 g) = 0.341 W/kg
Maximum value of SAR (measured) = 0.603 W/kg

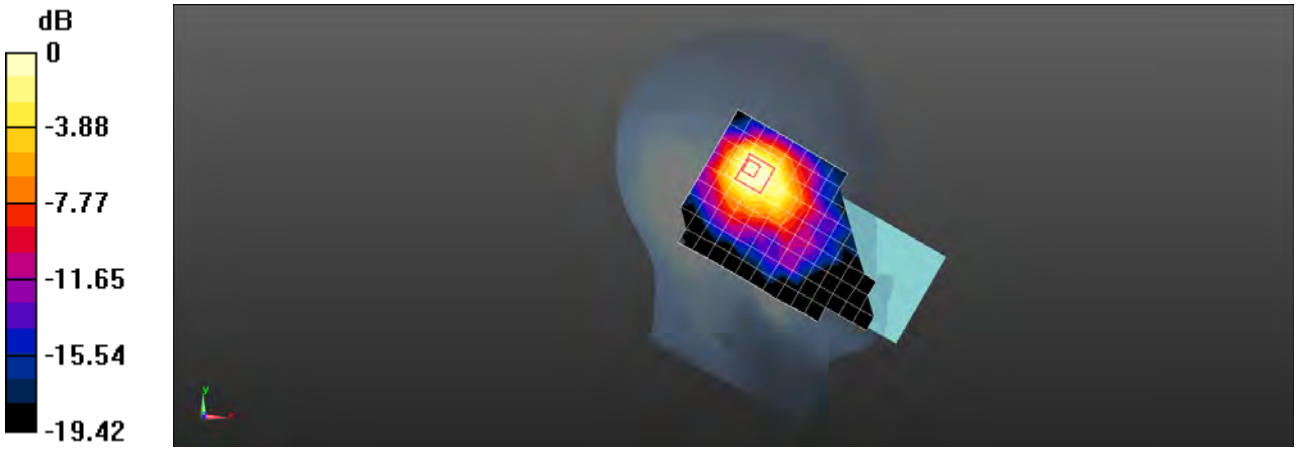

0 dB = 0.603 W/kg = -2.20 dBW/kg

Date: 2020-09-28

Test Laboratory: SGS-SAR Lab

M2007J22G WIFI 2.4G 802.11b 6CH Back side 15mm

DUT: M2007J22G; Type: Mobile Phone; Serial: 869536050020125

Communication System: UID 0, WI-FI(2.4GHz) (0); Frequency: 2437 MHz;Duty Cycle: 1:1.005

Medium: HSL2450;Medium parameters used: f = 2437 MHz; σ = 1.749 S/m; ε_r = 39.37; ρ = 1000 kg/m^3
Phantom section: Flat Section

DASY 5 Configuration:

- Probe: EX3DV4 - SN3962; ConvF(7.60, 7.60, 7.60); Calibrated: 2020-04-01
- Sensor-Surface: 2mm (Mechanical Surface Detection)
- Electronics: DAE4 Sn1428; Calibrated: 2020-03-03
- Phantom: SAM 3; Type: SAM; Serial: 1912
- DASY52 52.8.8(1222); SEMCAD X 14.6.13(7474)

Configuration/Body/Area Scan (9x16x1): Measurement grid: dx=12mm, dy=12mm
Maximum value of SAR (measured) = 0.305 W/kg

Configuration/Body/Zoom Scan (7x7x7)/Cube 0: Measurement grid: dx=5mm, dy=5mm, dz=5mm
Reference Value = 7.559 V/m; Power Drift = 0.10 dB
Peak SAR (extrapolated) = 0.418 W/kg
SAR(1 g) = 0.212 W/kg; SAR(10 g) = 0.113 W/kg
Maximum value of SAR (measured) = 0.310 W/kg

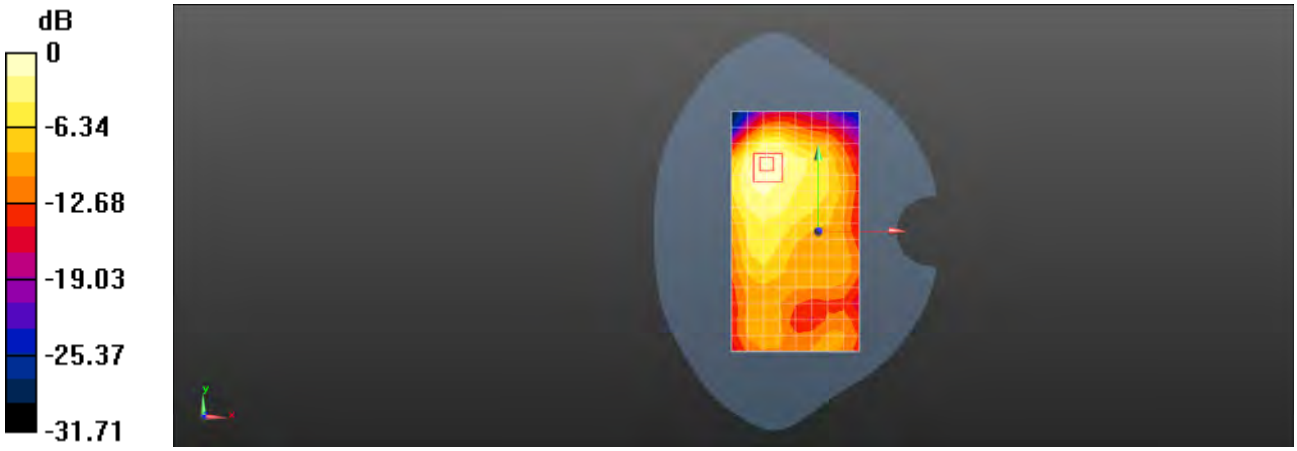

0 dB = 0.310 W/kg = -5.09 dBW/kg

Date: 2020-09-28

Test Laboratory: SGS-SAR Lab

M2007J22G WIFI 2.4G 802.11b 6CH Back side 10mm

DUT: M2007J22G; Type: Mobile Phone; Serial: 869536050020125

Communication System: UID 0, WI-FI(2.4GHz) (0); Frequency: 2437 MHz;Duty Cycle: 1:1.005

Medium: HSL2450;Medium parameters used: f = 2437 MHz; σ = 1.749 S/m; ε_r = 39.37; ρ = 1000 kg/m^3
Phantom section: Flat Section

DASY 5 Configuration:

- Probe: EX3DV4 - SN3962; ConvF(7.60, 7.60, 7.60); Calibrated: 2020-04-01
- Sensor-Surface: 2mm (Mechanical Surface Detection)
- Electronics: DAE4 Sn1428; Calibrated: 2020-03-03
- Phantom: SAM 3; Type: SAM; Serial: 1912
- DASY52 52.8.8(1222); SEMCAD X 14.6.13(7474)

Configuration/Body/Area Scan (9x16x1): Measurement grid: dx=12mm, dy=12mm
Maximum value of SAR (measured) = 0.590 W/kg

Configuration/Body/Zoom Scan (7x7x7)/Cube 0: Measurement grid: dx=5mm, dy=5mm, dz=5mm
Reference Value = 7.276 V/m; Power Drift = -0.08 dB
Peak SAR (extrapolated) = 0.836 W/kg
SAR(1 g) = 0.404 W/kg; SAR(10 g) = 0.207 W/kg
Maximum value of SAR (measured) = 0.605 W/kg

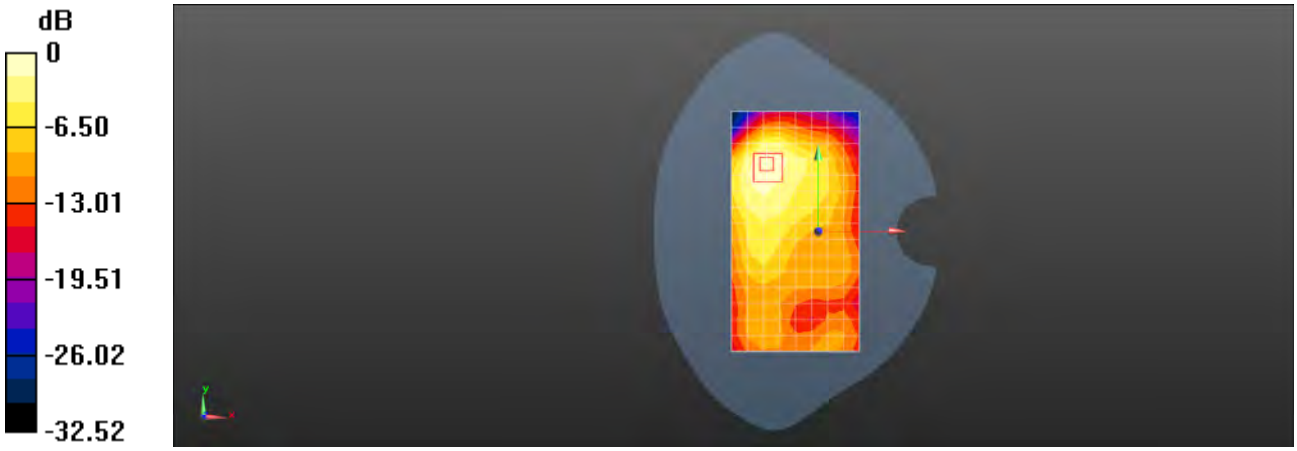

0 dB = 0.605 W/kg = -2.18 dBW/kg

Date: 2020-09-29

Test Laboratory: SGS-SAR Lab

M2007J22G WIFI 5G 802.11a 36CH Left tilted

DUT: M2007J22G; Type: Mobile Phone; Serial: 869536050020125

Communication System: UID 0, WI-FI(5GHz) (0); Frequency: 5180 MHz;Duty Cycle: 1:1.032

Medium: HSL5G;Medium parameters used: f = 5180 MHz; σ = 4.638 S/m; ε_r = 36.285; ρ = 1000 kg/m^3
Phantom section: Left Section

DASY 5 Configuration:

- Probe: EX3DV4 - SN3962; ConvF(5.56, 5.56, 5.56); Calibrated: 2020-04-01
- Sensor-Surface: 2mm (Mechanical Surface Detection)
- Electronics: DAE4 Sn1428; Calibrated: 2020-03-03
- Phantom: SAM 3; Type: SAM; Serial: 1912
- DASY52 52.8.8(1222); SEMCAD X 14.6.13(7474)

Configuration/Head/Area Scan (11x20x1): Measurement grid: dx=10mm, dy=10mm
Maximum value of SAR (measured) = 1.37 W/kg

Configuration/Head/Zoom Scan (7x7x12)/Cube 0: Measurement grid: dx=4mm, dy=4mm, dz=2mm
Reference Value = 0.6920 V/m; Power Drift = 0.04 dB
Peak SAR (extrapolated) = 3.45 W/kg
SAR(1 g) = 0.847 W/kg; SAR(10 g) = 0.249 W/kg
Maximum value of SAR (measured) = 1.72 W/kg



0 dB = 1.72 W/kg = 2.36 dBW/kg

Date: 2020-09-29

Test Laboratory: SGS-SAR Lab

M2007J22G WIFI 5G 802.11a 48CH Back side 15mm

DUT: M2007J22G; Type: Mobile Phone; Serial: 869536050020125

Communication System: UID 0, WI-FI(5GHz) (0); Frequency: 5240 MHz;Duty Cycle: 1:1.032

Medium: HSL5G;Medium parameters used: f = 5240 MHz; σ = 4.741 S/m; ε_r = 35.99; ρ = 1000 kg/m^3
Phantom section: Flat Section

DASY 5 Configuration:

- Probe: EX3DV4 - SN3962; ConvF(5.56, 5.56, 5.56); Calibrated: 2020-04-01
- Sensor-Surface: 2mm (Mechanical Surface Detection)
- Electronics: DAE4 Sn1428; Calibrated: 2020-03-03
- Phantom: SAM 3; Type: SAM; Serial: 1912
- DASY52 52.8.8(1222); SEMCAD X 14.6.13(7474)

Configuration/Body/Area Scan (10x19x1): Measurement grid: dx=10mm, dy=10mm
Maximum value of SAR (measured) = 0.928 W/kg

Configuration/Body/Zoom Scan (7x7x12)/Cube 0: Measurement grid: dx=4mm, dy=4mm, dz=2mm
Reference Value = 0 V/m; Power Drift = 0.00 dB
Peak SAR (extrapolated) = 1.55 W/kg
SAR(1 g) = 0.452 W/kg; SAR(10 g) = 0.170 W/kg
Maximum value of SAR (measured) = 0.990 W/kg

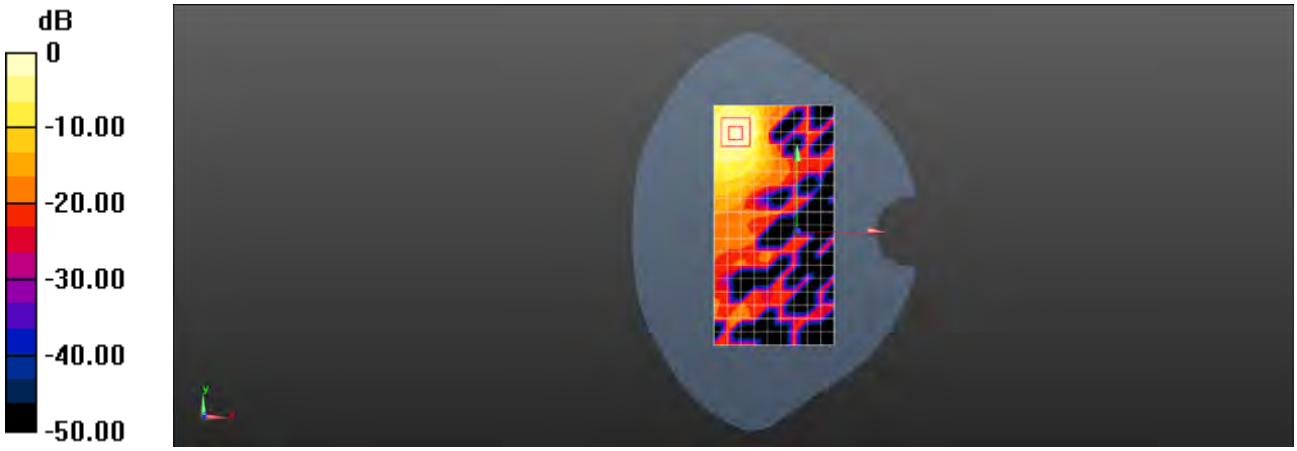

0 dB = 0.990 W/kg = -0.04 dBW/kg

Date: 2020-09-29

Test Laboratory: SGS-SAR Lab

M2007J22G WIFI 5G 802.11a 44CH Back side 10mm

DUT: M2007J22G; Type: Mobile Phone; Serial: 869536050020125

Communication System: UID 0, WI-FI(5GHz) (0); Frequency: 5220 MHz;Duty Cycle: 1:1.032

Medium: HSL5G;Medium parameters used: f = 5220 MHz; σ = 4.671 S/m; ε_r = 36.059; ρ = 1000 kg/m^3
Phantom section: Flat Section

DASY 5 Configuration:

- Probe: EX3DV4 - SN3962; ConvF(5.56, 5.56, 5.56); Calibrated: 2020-04-01
- Sensor-Surface: 2mm (Mechanical Surface Detection)
- Electronics: DAE4 Sn1428; Calibrated: 2020-03-03
- Phantom: SAM 3; Type: SAM; Serial: 1912
- DASY52 52.8.8(1222); SEMCAD X 14.6.13(7474)

Configuration/Body/Area Scan (10x19x1): Measurement grid: dx=10mm, dy=10mm
Maximum value of SAR (measured) = 1.52 W/kg

Configuration/Body/Zoom Scan (7x7x12)/Cube 0: Measurement grid: dx=4mm, dy=4mm, dz=2mm
Reference Value = 0.7910 V/m; Power Drift = 0.05 dB
Peak SAR (extrapolated) = 2.62 W/kg
SAR(1 g) = 0.767 W/kg; SAR(10 g) = 0.255 W/kg
Maximum value of SAR (measured) = 1.74 W/kg



0 dB = 1.74 W/kg = 2.41 dBW/kg

Date: 2020-09-29

Test Laboratory: SGS-SAR Lab

M2007J22G WIFI 5G 802.11a 52CH Top side 0mm

DUT: M2007J22G; Type: Mobile Phone; Serial: 869536050020125

Communication System: UID 0, WI-FI(5GHz) (0); Frequency: 5260 MHz;Duty Cycle: 1:1.032

Medium: HSL5G;Medium parameters used: f = 5260 MHz; σ = 4.718 S/m; ε_r = 36.016; ρ = 1000 kg/m^3
Phantom section: Flat Section

DASY 5 Configuration:

- Probe: EX3DV4 - SN3962; ConvF(5.56, 5.56, 5.56); Calibrated: 2020-04-01
- Sensor-Surface: 2mm (Mechanical Surface Detection)
- Electronics: DAE4 Sn1428; Calibrated: 2020-03-03
- Phantom: SAM 3; Type: SAM; Serial: 1912
- DASY52 52.8.8(1222); SEMCAD X 14.6.13(7474)

Configuration/Body/Area Scan (6x11x1): Measurement grid: dx=10mm, dy=10mm
Maximum value of SAR (measured) = 15.6 W/kg

Configuration/Body/Zoom Scan (7x7x12)/Cube 0: Measurement grid: dx=4mm, dy=4mm, dz=2mm
Reference Value = 0.5480 V/m; Power Drift = 0.02 dB
Peak SAR (extrapolated) = 58.2 W/kg
SAR(1 g) = 8.72 W/kg; SAR(10 g) = 1.6 W/kg
Maximum value of SAR (measured) = 27.1 W/kg

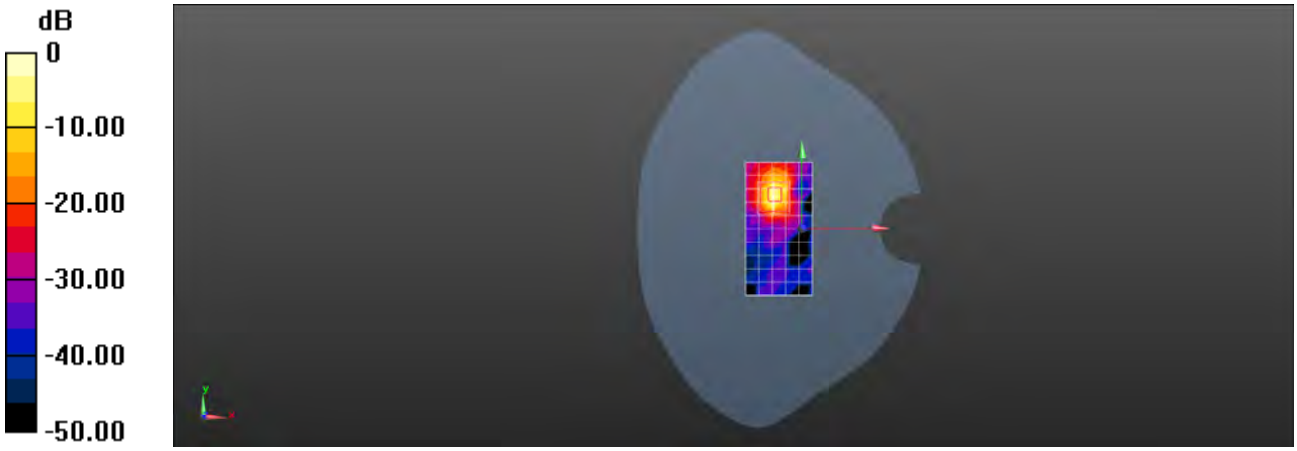

0 dB = 27.1 W/kg = 14.33 dBW/kg

Date: 2020-09-28

Test Laboratory: SGS-SAR Lab

M2007J22G Bluetooth DH5 39CH Left cheek

DUT: M2007J22G; Type: Mobile Phone; Serial: 869536050020125

Communication System: UID 0, Bluetooth (0); Frequency: 2441 MHz;Duty Cycle: 1:1.303

Medium: HSL2450;Medium parameters used: f = 2441 MHz; σ = 1.754 S/m; ε_r = 39.36; ρ = 1000 kg/m^3
Phantom section: Left Section

DASY 5 Configuration:

- Probe: EX3DV4 - SN3962; ConvF(7.60, 7.60, 7.60); Calibrated: 2020-04-01
- Sensor-Surface: 2mm (Mechanical Surface Detection)
- Electronics: DAE4 Sn1428; Calibrated: 2020-03-03
- Phantom: SAM 3; Type: SAM; Serial: 1912
- DASY52 52.8.8(1222); SEMCAD X 14.6.13(7474)

Configuration/Head/Area Scan (10x16x1): Measurement grid: dx=12mm, dy=12mm
Maximum value of SAR (measured) = 0.0588 W/kg

Configuration/Head/Zoom Scan (7x7x7)/Cube 0: Measurement grid: dx=5mm, dy=5mm, dz=5mm
Reference Value = 1.254 V/m; Power Drift = 0.04 dB
Peak SAR (extrapolated) = 0.0580 W/kg
SAR(1 g) = 0.041 W/kg; SAR(10 g) = 0.026 W/kg
Maximum value of SAR (measured) = 0.0459 W/kg



0 dB = 0.0459 W/kg = -13.38 dBW/kg

Date: 2020-09-28

Test Laboratory: SGS-SAR Lab

M2007J22G Bluetooth DH5 39CH Back side 15mm

DUT: M2007J22G; Type: Mobile Phone; Serial: 869536050020125

Communication System: UID 0, Bluetooth (0); Frequency: 2441 MHz;Duty Cycle: 1:1.303

Medium: HSL2450;Medium parameters used: f = 2441 MHz; σ = 1.754 S/m; ε_r = 39.36; ρ = 1000 kg/m^3
Phantom section: Flat Section

DASY 5 Configuration:

- Probe: EX3DV4 - SN3962; ConvF(7.60, 7.60, 7.60); Calibrated: 2020-04-01
- Sensor-Surface: 2mm (Mechanical Surface Detection)
- Electronics: DAE4 Sn1428; Calibrated: 2020-03-03
- Phantom: SAM 3; Type: SAM; Serial: 1912
- DASY52 52.8.8(1222); SEMCAD X 14.6.13(7474)

Configuration/Body/Area Scan (10x16x1): Measurement grid: dx=12mm, dy=12mm
Maximum value of SAR (measured) = 0.00931 W/kg

Configuration/Body/Zoom Scan (7x7x7)/Cube 0: Measurement grid: dx=5mm, dy=5mm, dz=5mm
Reference Value = 0 V/m; Power Drift = 0.09 dB
Peak SAR (extrapolated) = 0.0210 W/kg
SAR(1 g) = 0.00609 W/kg; SAR(10 g) = 0.00457 W/kg
Maximum value of SAR (measured) = 0.00667 W/kg

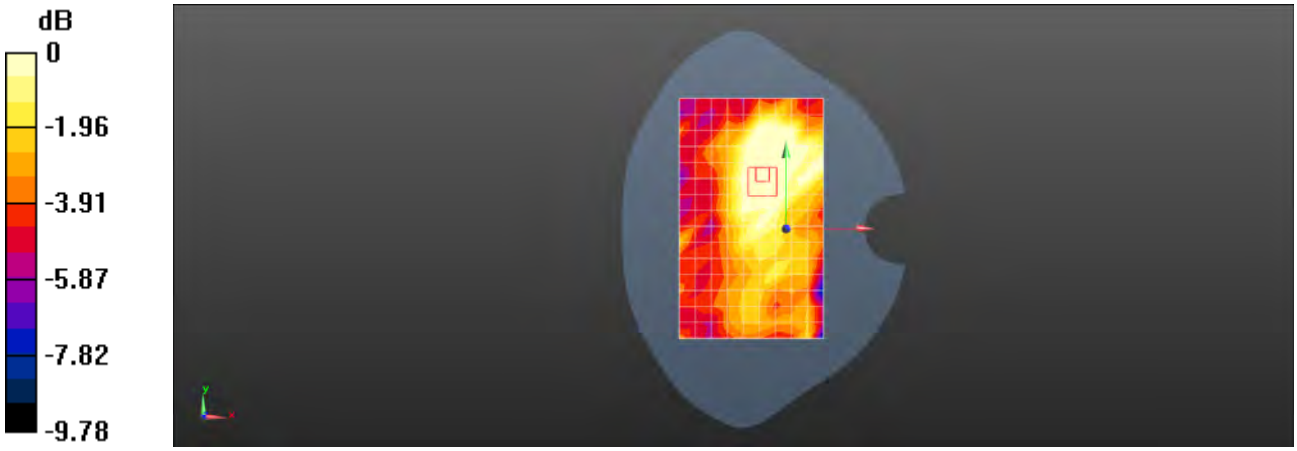

0 dB = 0.00667 W/kg = -21.76 dBW/kg

Date: 2020-09-28

Test Laboratory: SGS-SAR Lab

M2007J22G Bluetooth DH5 39CH Back side 10mm

DUT: M2007J22G; Type: Mobile Phone; Serial: 869536050020125

Communication System: UID 0, Bluetooth (0); Frequency: 2441 MHz;Duty Cycle: 1:1.303

Medium: HSL2450;Medium parameters used: f = 2441 MHz; σ = 1.754 S/m; ε_r = 39.36; ρ = 1000 kg/m^3
Phantom section: Flat Section

DASY 5 Configuration:

- Probe: EX3DV4 - SN3962; ConvF(7.60, 7.60, 7.60); Calibrated: 2020-04-01
- Sensor-Surface: 2mm (Mechanical Surface Detection)
- Electronics: DAE4 Sn1428; Calibrated: 2020-03-03
- Phantom: SAM 3; Type: SAM; Serial: 1912
- DASY52 52.8.8(1222); SEMCAD X 14.6.13(7474)

Configuration/Body/Area Scan (10x16x1): Measurement grid: dx=12mm, dy=12mm
Maximum value of SAR (measured) = 0.0165 W/kg

Configuration/Body/Zoom Scan (7x7x7)/Cube 0: Measurement grid: dx=5mm, dy=5mm, dz=5mm
Reference Value = 1.697 V/m; Power Drift = -0.01 dB
Peak SAR (extrapolated) = 0.0200 W/kg
SAR(1 g) = 0.013 W/kg; SAR(10 g) = 0.00839 W/kg
Maximum value of SAR (measured) = 0.0142 W/kg

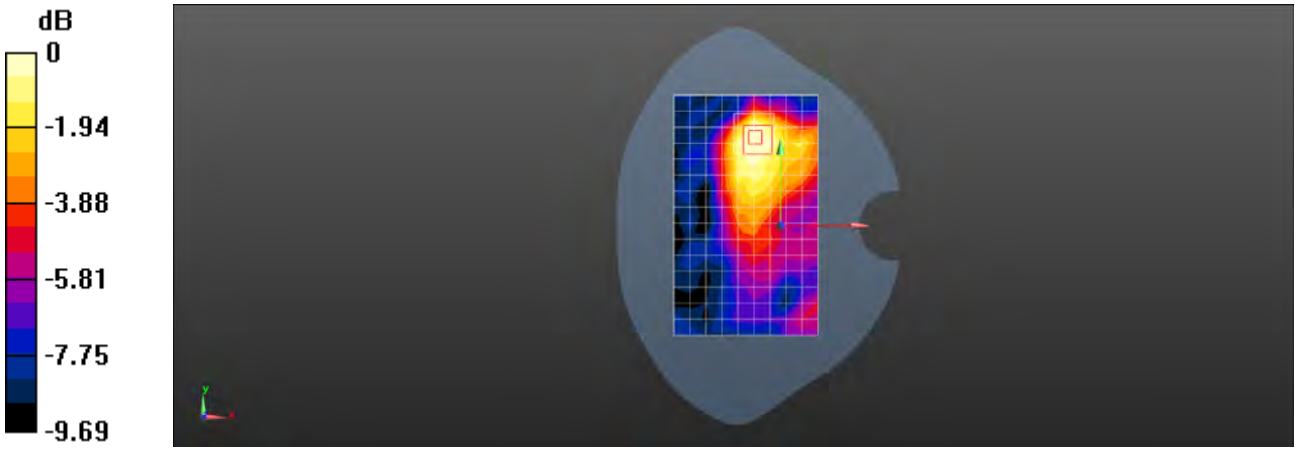

0 dB = 0.0142 W/kg = -18.48 dBW/kg

Appendix C

Calibration certificate

1. Dipole
D750V3-SN 1160(2019-05-22)
D835V2-SN 4d105(2019-12-17)
D1750V2-SN 1149(2019-05-21)
D1900V2- SN 5d028(2019-12-17)
D2450V2-SN 733(2019-12-17)
D2600V2-SN 1125(2019-05-20)
D3700V2-SN 1046(2019-09-06)
D3900V2-SN 1026(2019-09-03)
D5GHzV2-SN 1165(2019-12-20)
2. DAE
DAE4-SN 1428(2020-03-03)
DAE4-SN 1267(2020-06-12)
3. Probe
EX3DV4-SN 3962(2020-04-01)
EX3DV4-SN 3793(2020-05-09)

In Collaboration with
s p e a g
CALIBRATION LABORATORY

Add: No.51 Xueyuan Road, Haidian District, Beijing, 100191, China
Tel: +86-10-62304633-2079 Fax: +86-10-62304633-2504
E-mail: cttl@chinattl.com http://www.chinattl.cn

中国认可
国际互认
校准
CALIBRATION
CNAS L0570

Client SGS **Certificate No: Z19-60152**

CALIBRATION CERTIFICATE

Object	D750V3 - SN: 1160
Calibration Procedure(s)	FF-Z11-003-01 Calibration Procedures for dipole validation kits
Calibration date:	May 22, 2019

This calibration Certificate documents the traceability to national standards, which realize the physical units of measurements(SI). The measurements and the uncertainties with confidence probability are given on the following pages and are part of the certificate.

All calibrations have been conducted in the closed laboratory facility: environment temperature(22±3)℃ and humidity<70%.

Calibration Equipment used (M&TE critical for calibration)

Primary Standards	ID #	Cal Date(Calibrated by, Certificate No.)	Scheduled Calibration
Power Meter NRP2	106277	20-Aug-18 (CTTL, No.J18X06862)	Aug-19
Power sensor NRP8S	104291	20-Aug-18 (CTTL, No.J18X06862)	Aug-19
Reference Probe EX3DV4	SN 3617	31-Jan-19(SPEAG,No.EX3-3617_Jan19)	Jan-20
DAE4	SN 1331	06-Feb-19(SPEAG,No.DAE4-1331_Feb19)	Feb-20
Secondary Standards	**ID #**	**Cal Date(Calibrated by, Certificate No.)**	**Scheduled Calibration**
Signal Generator E4438C	MY49071430	23-Jan-19 (CTTL, No.J19X00336)	Jan-20
NetworkAnalyzer E5071C	MY46116073	24-Jan-19 (CTTL, No.J19X00547)	Jan-20

	Name	Function	Signature
Calibrated by:	Zhao Jing	SAR Test Engineer	
Reviewed by:	Lin Hao	SAR Test Engineer	
Approved by:	Qi Dianyuan	SAR Project Leader	

Issued: May 25, 2019

This calibration certificate shall not be reproduced except in full without written approval of the laboratory.

Add: No.51 Xueyuan Road, Haidian District, Beijing, 100191, China
Tel: +86-10-62304633-2079 Fax: +86-10-62304633-2504
E-mail: cttl@chinattl.com http://www.chinattl.cn

Glossary:

TSL	tissue simulating liquid
ConvF	sensitivity in TSL / NORMx,y,z
N/A	not applicable or not measured

Calibration is Performed According to the Following Standards:

a) IEEE Std 1528-2013, "IEEE Recommended Practice for Determining the Peak Spatial-Averaged Specific Absorption Rate (SAR) in the Human Head from Wireless Communications Devices: Measurement Techniques", June 2013

b) IEC 62209-1, "Measurement procedure for assessment of specific absorption rate of human exposure to radio frequency fields from hand-held and body-mounted wireless communication devices- Part 1: Device used next to the ear (Frequency range of 300MHz to 6GHz)", July 2016

c) IEC 62209-2, "Procedure to measure the Specific Absorption Rate (SAR) For wireless communication devices used in close proximity to the human body (frequency range of 30MHz to 6GHz)", March 2010

d) KDB865664, SAR Measurement Requirements for 100 MHz to 6 GHz

Additional Documentation:

e) DASY4/5 System Handbook

Methods Applied and Interpretation of Parameters:

- *Measurement Conditions:* Further details are available from the Validation Report at the end of the certificate. All figures stated in the certificate are valid at the frequency indicated.
- *Antenna Parameters with TSL:* The dipole is mounted with the spacer to position its feed point exactly below the center marking of the flat phantom section, with the arms oriented parallel to the body axis.
- *Feed Point Impedance and Return Loss:* These parameters are measured with the dipole positioned under the liquid filled phantom. The impedance stated is transformed from the measurement at the SMA connector to the feed point. The Return Loss ensures low reflected power. No uncertainty required.
- *Electrical Delay:* One-way delay between the SMA connector and the antenna feed point. No uncertainty required.
- *SAR measured:* SAR measured at the stated antenna input power.
- *SAR normalized:* SAR as measured, normalized to an input power of 1 W at the antenna connector.
- *SAR for nominal TSL parameters:* The measured TSL parameters are used to calculate the nominal SAR result.

The reported uncertainty of measurement is stated as the standard uncertainty of Measurement multiplied by the coverage factor k=2, which for a normal distribution Corresponds to a coverage probability of approximately 95%.

Add: No.51 Xueyuan Road, Haidian District, Beijing, 100191, China
Tel: +86-10-62304633-2079 Fax: +86-10-62304633-2504
E-mail: cttl@chinattl.com http://www.chinattl.cn

Measurement Conditions

DASY system configuration, as far as not given on page 1.

DASY Version	DASY52	52.10.2.1495
Extrapolation	Advanced Extrapolation	
Phantom	Triple Flat Phantom 5.1C	
Distance Dipole Center - TSL	15 mm	with Spacer
Zoom Scan Resolution	dx, dy, dz = 5 mm	
Frequency	750 MHz ± 1 MHz	

Head TSL parameters

The following parameters and calculations were applied.

	Temperature	**Permittivity**	**Conductivity**
Nominal Head TSL parameters	22.0 °C	41.9	0.89 mho/m
Measured Head TSL parameters	(22.0 ± 0.2) °C	42.3 ± 6 %	0.91 mho/m ± 6 %
Head TSL temperature change during test	<1.0 °C	----	----

SAR result with Head TSL

SAR averaged over 1 cm^3 (1 g) of Head TSL	Condition	
SAR measured	250 mW input power	2.12 W/kg
SAR for nominal Head TSL parameters	normalized to 1W	**8.39 W/kg ± 18.8 % (k=2)**
SAR averaged over 10 cm^3 (10 g) of Head TSL	Condition	
SAR measured	250 mW input power	1.42 W/kg
SAR for nominal Head TSL parameters	normalized to 1W	**5.63 W/kg ± 18.7 % (k=2)**

Body TSL parameters

The following parameters and calculations were applied.

	Temperature	**Permittivity**	**Conductivity**
Nominal Body TSL parameters	22.0 °C	55.5	0.96 mho/m
Measured Body TSL parameters	(22.0 ± 0.2) °C	56.9 ± 6 %	0.95 mho/m ± 6 %
Body TSL temperature change during test	<1.0 °C	----	----

SAR result with Body TSL

SAR averaged over 1 cm^3 (1 g) of Body TSL	Condition	
SAR measured	250 mW input power	2.12 W/kg
SAR for nominal Body TSL parameters	normalized to 1W	**8.62 W/kg ± 18.8 % (k=2)**
SAR averaged over 10 cm^3 (10 g) of Body TSL	Condition	
SAR measured	250 mW input power	1.39 W/kg
SAR for nominal Body TSL parameters	normalized to 1W	**5.63 W/kg ±18.7 % (k=2)**

Add: No.51 Xueyuan Road, Haidian District, Beijing, 100191, China
Tel: +86-10-62304633-2079 Fax: +86-10-62304633-2504
E-mail: cttl@chinattl.com http://www.chinattl.cn

Appendix (Additional assessments outside the scope of CNAS L0570)

Antenna Parameters with Head TSL

Impedance, transformed to feed point	51.8Ω- 3.06jΩ
Return Loss	- 29.1dB

Antenna Parameters with Body TSL

Impedance, transformed to feed point	48.1Ω- 3.83jΩ
Return Loss	- 27.2dB

General Antenna Parameters and Design

Electrical Delay (one direction)	0.897 ns

After long term use with 100W radiated power, only a slight warming of the dipole near the feedpoint can be measured.

The dipole is made of standard semirigid coaxial cable. The center conductor of the feeding line is directly connected to the second arm of the dipole. The antenna is therefore short-circuited for DC-signals. On some of the dipoles, small end caps are added to the dipole arms in order to improve matching when loaded according to the position as explained in the "Measurement Conditions" paragraph. The SAR data are not affected by this change. The overall dipole length is still according to the Standard.
No excessive force must be applied to the dipole arms, because they might bend or the soldered connections near the feedpoint may be damaged.

Additional EUT Data

Manufactured by	SPEAG

Add: No.51 Xueyuan Road, Haidian District, Beijing, 100191, China
Tel: +86-10-62304633-2079 Fax: +86-10-62304633-2504
E-mail: cttl@chinattl.com http://www.chinattl.cn

DASY5 Validation Report for Head TSL Date: 05.22.2019

Test Laboratory: CTTL, Beijing, China

DUT: Dipole 750 MHz; Type: D750V3; Serial: D750V3 - SN: 1160

Communication System: UID 0, CW; Frequency: 750 MHz; Duty Cycle: 1:1

Medium parameters used: f = 750 MHz; σ = 0.905 S/m; ε_r = 42.28; ρ = 1000 kg/m3

Phantom section: Right Section

DASY5 Configuration:

- Probe: EX3DV4 - SN3617; ConvF(10.03, 10.03, 10.03) @ 750 MHz; Calibrated: 1/31/2019
- Sensor-Surface: 1.4mm (Mechanical Surface Detection)
- Electronics: DAE4 Sn1331; Calibrated: 2/6/2019
- Phantom: MFP_V5.1C ; Type: QD 000 P51CA; Serial: 1062
- Measurement SW: DASY52, Version 52.10 (2); SEMCAD X Version 14.6.12 (7450)

Dipole Calibration/Zoom Scan (7x7x7) (7x7x7)/Cube 0: Measurement grid: dx=5mm, dy=5mm, dz=5mm

Reference Value = 51.91 V/m; Power Drift = 0.05 dB

Peak SAR (extrapolated) = 3.06 W/kg

SAR(1 g) = 2.12 W/kg; SAR(10 g) = 1.42 W/kg

Maximum value of SAR (measured) = 2.76 W/kg

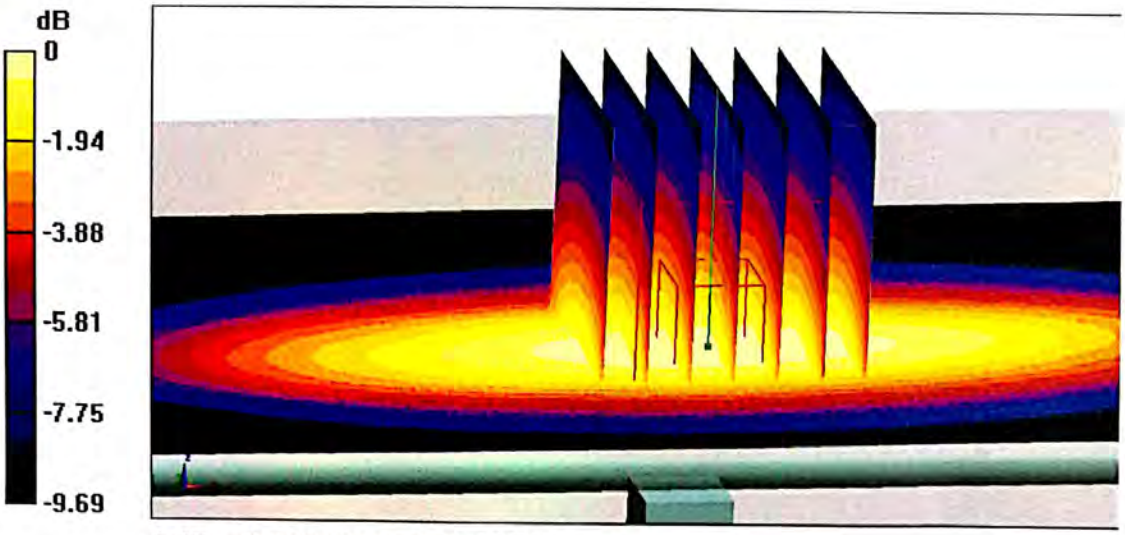

0 dB = 2.76 W/kg = 4.41 dBW/kg

In Collaboration with
s p e a g
CALIBRATION LABORATORY

Add: No.51 Xueyuan Road, Haidian District, Beijing, 100191, China
Tel: +86-10-62304633-2079 Fax: +86-10-62304633-2504
E-mail: cttl@chinattl.com http://www.chinattl.cn

Impedance Measurement Plot for Head TSL

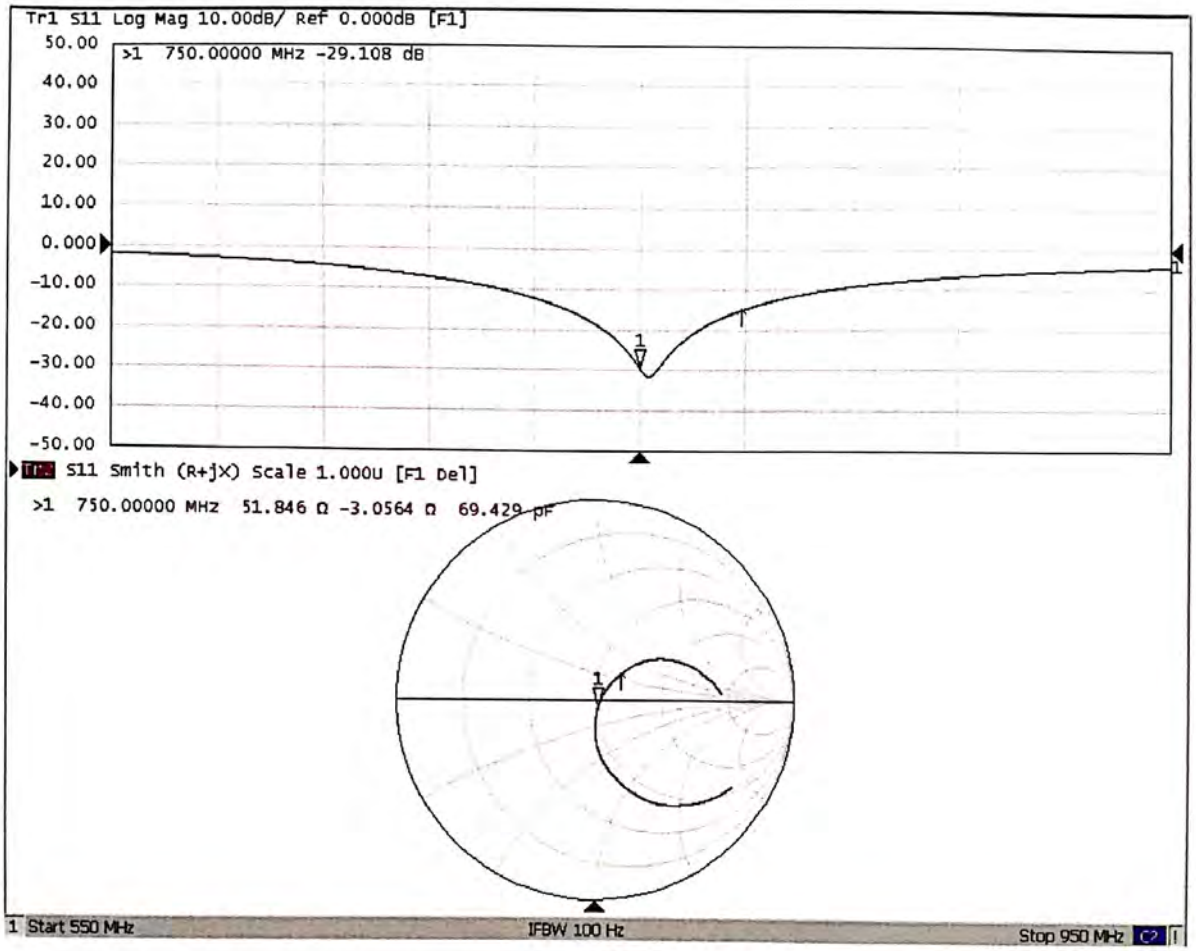

In Collaboration with
s p e a g
CALIBRATION LABORATORY

Add: No.51 Xueyuan Road, Haidian District, Beijing, 100191, China
Tel: +86-10-62304633-2079 Fax: +86-10-62304633-2504
E-mail: cttl@chinattl.com http://www.chinattl.cn

DASY5 Validation Report for Body TSL Date: 05.22.2019

Test Laboratory: CTTL, Beijing, China

DUT: Dipole 750 MHz; Type: D750V3; Serial: D750V3 - SN: 1160

Communication System: UID 0, CW; Frequency: 750 MHz; Duty Cycle: 1:1

Medium parameters used: f = 750 MHz; σ = 0.946 S/m; ε_r = 56.92; ρ = 1000 kg/m3

Phantom section: Center Section

DASY5 Configuration:

- Probe: EX3DV4 - SN3617; ConvF(9.85, 9.85, 9.85) @ 750 MHz; Calibrated: 1/31/2019
- Sensor-Surface: 1.4mm (Mechanical Surface Detection)
- Electronics: DAE4 Sn1331; Calibrated: 2/6/2019
- Phantom: MFP_V5.1C ; Type: QD 000 P51CA; Serial: 1062
- Measurement SW: DASY52, Version 52.10 (2); SEMCAD X Version 14.6.12 (7450)

Dipole Calibration/Zoom Scan (7x7x7) (7x7x7)/Cube 0: Measurement grid: dx=5mm, dy=5mm, dz=5mm

Reference Value = 53.99 V/m; Power Drift = -0.01 dB

Peak SAR (extrapolated) = 3.22 W/kg

SAR(1 g) = 2.12 W/kg; SAR(10 g) = 1.39 W/kg

Maximum value of SAR (measured) = 2.85 W/kg

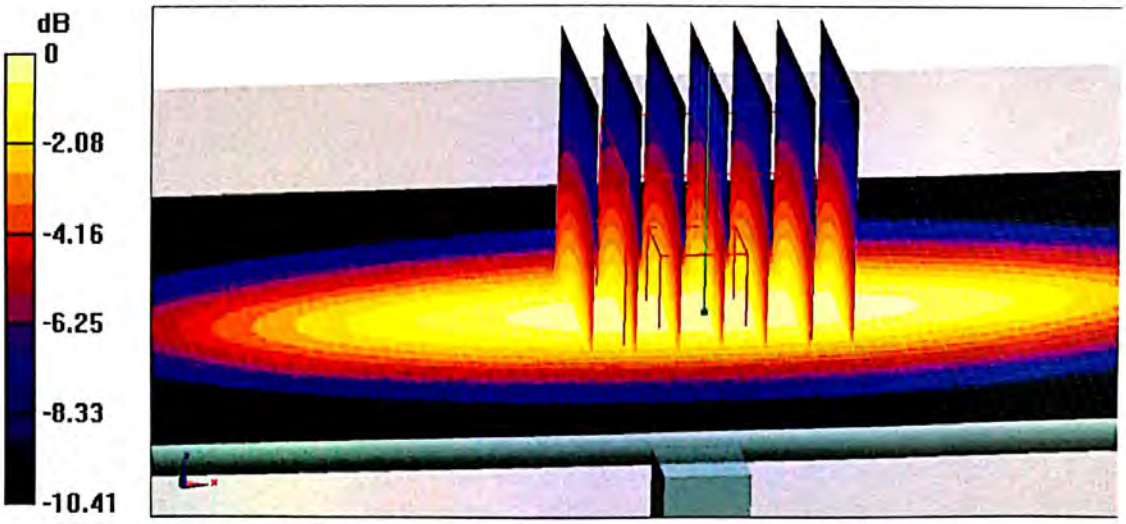

0 dB = 2.85 W/kg = 4.55 dBW/kg

In Collaboration with
s p e a g
CALIBRATION LABORATORY

Add: No.51 Xueyuan Road, Haidian District, Beijing, 100191, China
Tel: +86-10-62304633-2079 Fax: +86-10-62304633-2504
E-mail: cttl@chinattl.com http://www.chinattl.cn

Impedance Measurement Plot for Body TSL

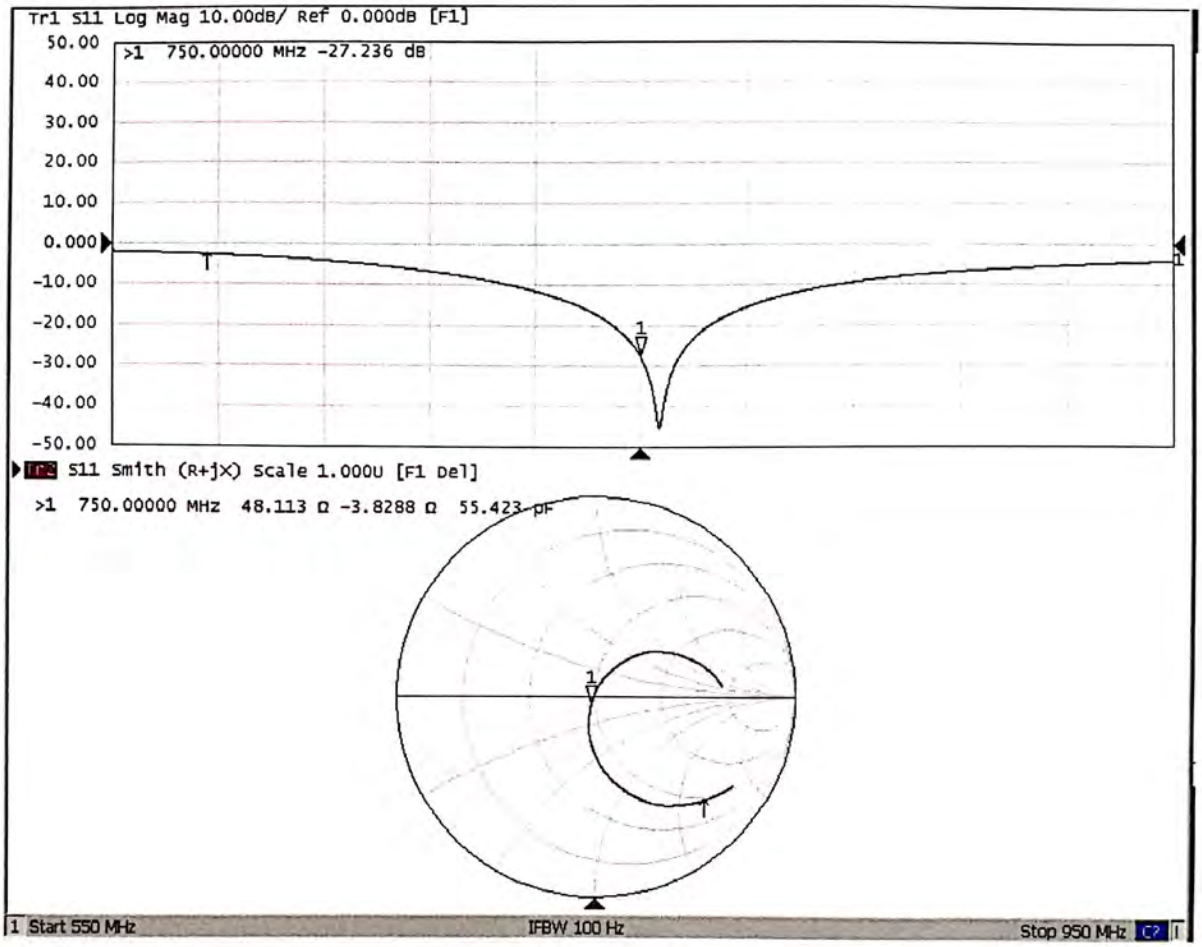

In Collaboration with
s p e a g
CALIBRATION LABORATORY

Add: No.51 Xueyuan Road, Haidian District, Beijing, 100191, China
Tel: +86-10-62304633-2079 Fax: +86-10-62304633-2504
E-mail: cttl@chinattl.com http://www.chinattl.cn

中国认可
国际互认
校准
CALIBRATION
CNAS L0570

Client **SGS** **Certificate No: Z19-60472**

CALIBRATION CERTIFICATE

Object	D835V2 - SN: 4d105
Calibration Procedure(s)	FF-Z11-003-01 Calibration Procedures for dipole validation kits
Calibration date:	December 17, 2019

This calibration Certificate documents the traceability to national standards, which realize the physical units of measurements(SI). The measurements and the uncertainties with confidence probability are given on the following pages and are part of the certificate.

All calibrations have been conducted in the closed laboratory facility: environment temperature(22±3)℃ and humidity<70%.

Calibration Equipment used (M&TE critical for calibration)

Primary Standards	ID #	Cal Date(Calibrated by, Certificate No.)	Scheduled Calibration
Power Meter NRP2	106276	11-Apr-19 (CTTL, No.J19X02605)	Apr-20
Power sensor NRP6A	101369	11-Apr-19 (CTTL, No.J19X02605)	Apr-20
Reference Probe EX3DV4	SN 3617	31-Jan-19(SPEAG,No.EX3-3617_Jan19)	Jan-20
DAE4	SN 1555	22-Aug-19(CTTL-SPEAG,No.Z19-60295)	Aug-20
Secondary Standards	**ID #**	**Cal Date(Calibrated by, Certificate No.)**	**Scheduled Calibration**
Signal Generator E4438C	MY49071430	23-Jan-19 (CTTL, No.J19X00336)	Jan-20
NetworkAnalyzer E5071C	MY46110673	24-Jan-19 (CTTL, No.J19X00547)	Jan-20

	Name	Function	Signature
Calibrated by:	Zhao Jing	SAR Test Engineer	
Reviewed by:	Lin Hao	SAR Test Engineer	
Approved by:	Qi Dianyuan	SAR Project Leader	

Issued: December 23, 2019

This calibration certificate shall not be reproduced except in full without written approval of the laboratory.

Add: No.51 Xueyuan Road, Haidian District, Beijing, 100191, China
Tel: +86-10-62304633-2079 Fax: +86-10-62304633-2504
E-mail: cttl@chinattl.com http://www.chinattl.cn

Glossary:

TSL	tissue simulating liquid
ConvF	sensitivity in TSL / NORMx,y,z
N/A	not applicable or not measured

Calibration is Performed According to the Following Standards:

a) IEEE Std 1528-2013, "IEEE Recommended Practice for Determining the Peak Spatial-Averaged Specific Absorption Rate (SAR) in the Human Head from Wireless Communications Devices: Measurement Techniques", June 2013

b) IEC 62209-1, "Measurement procedure for assessment of specific absorption rate of human exposure to radio frequency fields from hand-held and body-mounted wireless communication devices- Part 1: Device used next to the ear (Frequency range of 300MHz to 6GHz)", July 2016

c) IEC 62209-2, "Procedure to measure the Specific Absorption Rate (SAR) For wireless communication devices used in close proximity to the human body (frequency range of 30MHz to 6GHz)", March 2010

d) KDB865664, SAR Measurement Requirements for 100 MHz to 6 GHz

Additional Documentation:

e) DASY4/5 System Handbook

Methods Applied and Interpretation of Parameters:

- *Measurement Conditions:* Further details are available from the Validation Report at the end of the certificate. All figures stated in the certificate are valid at the frequency indicated.
- *Antenna Parameters with TSL:* The dipole is mounted with the spacer to position its feed point exactly below the center marking of the flat phantom section, with the arms oriented parallel to the body axis.
- *Feed Point Impedance and Return Loss:* These parameters are measured with the dipole positioned under the liquid filled phantom. The impedance stated is transformed from the measurement at the SMA connector to the feed point. The Return Loss ensures low reflected power. No uncertainty required.
- *Electrical Delay:* One-way delay between the SMA connector and the antenna feed point. No uncertainty required.
- *SAR measured:* SAR measured at the stated antenna input power.
- *SAR normalized:* SAR as measured, normalized to an input power of 1 W at the antenna connector.
- *SAR for nominal TSL parameters:* The measured TSL parameters are used to calculate the nominal SAR result.

The reported uncertainty of measurement is stated as the standard uncertainty of Measurement multiplied by the coverage factor k=2, which for a normal distribution Corresponds to a coverage probability of approximately 95%.

Add: No.51 Xueyuan Road, Haidian District, Beijing, 100191, China
Tel: +86-10-62304633-2079 Fax: +86-10-62304633-2504
E-mail: cttl@chinattl.com http://www.chinattl.cn

Measurement Conditions

DASY system configuration, as far as not given on page 1.

DASY Version	DASY52	V52.10.3
Extrapolation	Advanced Extrapolation	
Phantom	Triple Flat Phantom 5.1C	
Distance Dipole Center - TSL	15 mm	with Spacer
Zoom Scan Resolution	dx, dy, dz = 5 mm	
Frequency	835 MHz ± 1 MHz	

Head TSL parameters

The following parameters and calculations were applied.

	Temperature	**Permittivity**	**Conductivity**
Nominal Head TSL parameters	22.0 °C	41.5	0.90 mho/m
Measured Head TSL parameters	(22.0 ± 0.2) °C	41.4 ± 6 %	0.88 mho/m ± 6 %
Head TSL temperature change during test	<1.0 °C	----	----

SAR result with Head TSL

SAR averaged over 1 cm^3 (1 g) of Head TSL	Condition	
SAR measured	250 mW input power	2.37 W/kg
SAR for nominal Head TSL parameters	normalized to 1W	**9.64 W/kg ± 18.8 % (k=2)**
SAR averaged over 10 cm^3 (10 g) of Head TSL	Condition	
SAR measured	250 mW input power	1.55 W/kg
SAR for nominal Head TSL parameters	normalized to 1W	**6.29 W/kg ± 18.7 % (k=2)**

Add: No.51 Xueyuan Road, Haidian District, Beijing, 100191, China
Tel: +86-10-62304633-2079 Fax: +86-10-62304633-2504
E-mail: cttl@chinattl.com http://www.chinattl.cn

Appendix (Additional assessments outside the scope of CNAS L0570)

Antenna Parameters with Head TSL

Impedance, transformed to feed point	49.5Ω- 4.96jΩ
Return Loss	- 26.0dB

General Antenna Parameters and Design

Electrical Delay (one direction)	1.261 ns

After long term use with 100W radiated power, only a slight warming of the dipole near the feedpoint can be measured.

The dipole is made of standard semirigid coaxial cable. The center conductor of the feeding line is directly connected to the second arm of the dipole. The antenna is therefore short-circuited for DC-signals. On some of the dipoles, small end caps are added to the dipole arms in order to improve matching when loaded according to the position as explained in the "Measurement Conditions" paragraph. The SAR data are not affected by this change. The overall dipole length is still according to the Standard.
No excessive force must be applied to the dipole arms, because they might bend or the soldered connections near the feedpoint may be damaged.

Additional EUT Data

Manufactured by	SPEAG

In Collaboration with
s p e a g
CALIBRATION LABORATORY

Add: No.51 Xueyuan Road, Haidian District, Beijing, 100191, China
Tel: +86-10-62304633-2079 Fax: +86-10-62304633-2504
E-mail: cttl@chinattl.com http://www.chinattl.cn

DASY5 Validation Report for Head TSL Date: 12.17.2019

Test Laboratory: CTTL, Beijing, China

DUT: Dipole 835 MHz; Type: D835V2; Serial: D835V2 - SN: 4d105

Communication System: UID 0, CW; Frequency: 835 MHz; Duty Cycle: 1:1

Medium parameters used: f = 835 MHz; σ = 0.879 S/m; ε_r = 41.4; ρ = 1000 kg/m3

Phantom section: Right Section

DASY5 Configuration:

- Probe: EX3DV4 - SN3617; ConvF(9.75, 9.75, 9.75) @ 835 MHz; Calibrated: 1/31/2019
- Sensor-Surface: 1.4mm (Mechanical Surface Detection)
- Electronics: DAE4 Sn1555; Calibrated: 8/22/2019
- Phantom: MFP_V5.1C ; Type: QD 000 P51CA; Serial: 1062
- Measurement SW: DASY52, Version 52.10 (3); SEMCAD X Version 14.6.13 (7474)

Dipole Calibration/Zoom Scan (7x7x7) (7x7x7)/Cube 0: Measurement grid: dx=5mm, dy=5mm, dz=5mm

Reference Value = 58.62 V/m; Power Drift = -0.04 dB

Peak SAR (extrapolated) = 3.58 W/kg

SAR(1 g) = 2.37 W/kg; SAR(10 g) = 1.55 W/kg

Smallest distance from peaks to all points 3 dB below = 19.8 mm

Ratio of SAR at M2 to SAR at M1 = 66.2%

Maximum value of SAR (measured) = 3.18 W/kg

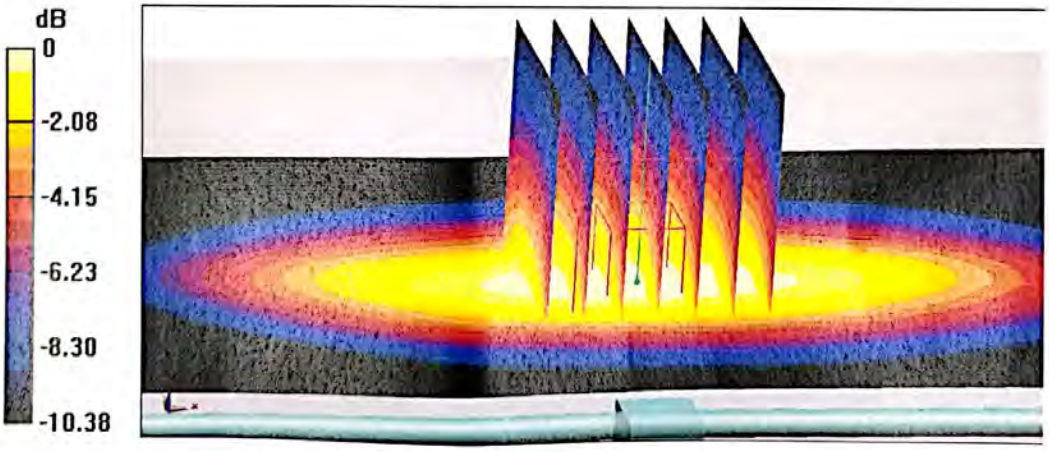

0 dB = 3.18 W/kg = 5.02 dBW/kg

In Collaboration with
s p e a g
CALIBRATION LABORATORY

Add: No.51 Xueyuan Road, Haidian District, Beijing, 100191, China
Tel: +86-10-62304633-2079 Fax: +86-10-62304633-2504
E-mail: cttl@chinattl.com http://www.chinattl.cn

Impedance Measurement Plot for Head TSL

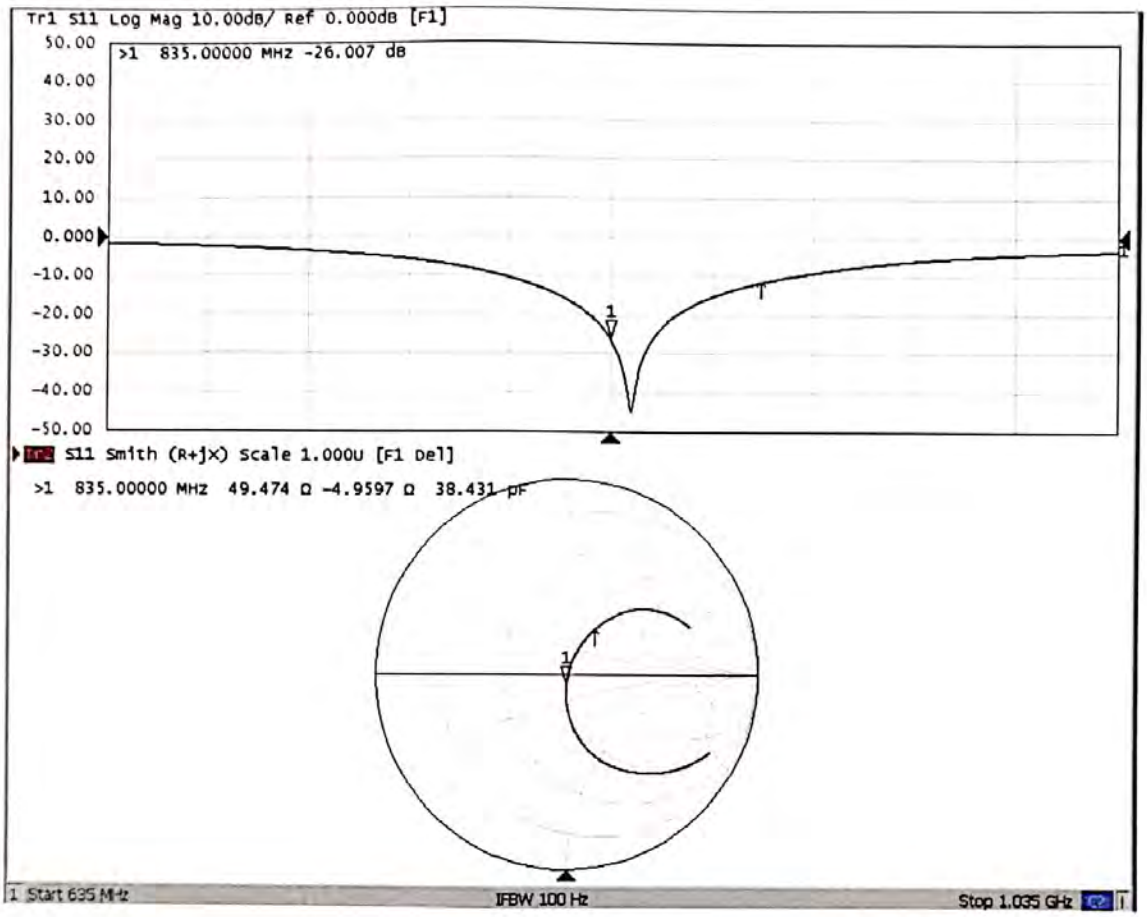

In Collaboration with
s p e a g
CALIBRATION LABORATORY
Add: No.51 Xueyuan Road, Haidian District, Beijing, 100191, China
Tel: +86-10-62304633-2079 Fax: +86-10-62304633-2504
E-mail: cttl@chinattl.com http://www.chinattl.cn

中国认可
国际互认
校准
CALIBRATION
CNAS L0570

Client **SGS** **Certificate No: Z19-60153**

CALIBRATION CERTIFICATE

Object	D1750V2 - SN: 1149
Calibration Procedure(s)	FF-Z11-003-01 Calibration Procedures for dipole validation kits
Calibration date:	May 21, 2019

This calibration Certificate documents the traceability to national standards, which realize the physical units of measurements(SI). The measurements and the uncertainties with confidence probability are given on the following pages and are part of the certificate.

All calibrations have been conducted in the closed laboratory facility: environment temperature(22±3)℃ and humidity<70%.

Calibration Equipment used (M&TE critical for calibration)

Primary Standards	ID #	Cal Date(Calibrated by, Certificate No.)	Scheduled Calibration
Power Meter NRP2	106277	20-Aug-18 (CTTL, No.J18X06862)	Aug-19
Power sensor NRP8S	104291	20-Aug-18 (CTTL, No.J18X06862)	Aug-19
Reference Probe EX3DV4	SN 3617	31-Jan-19(SPEAG,No.EX3-3617_Jan19)	Jan-20
DAE4	SN 1331	06-Feb-19(SPEAG,No.DAE4-1331_Feb19)	Feb-20
Secondary Standards	**ID #**	**Cal Date(Calibrated by, Certificate No.)**	**Scheduled Calibration**
Signal Generator E4438C	MY49071430	23-Jan-19 (CTTL, No.J19X00336)	Jan-20
NetworkAnalyzer E5071C	MY46110673	24-Jan-19 (CTTL, No.J19X00547)	Jan-20

	Name	Function	Signature
Calibrated by:	Zhao Jing	SAR Test Engineer	
Reviewed by:	Lin Hao	SAR Test Engineer	
Approved by:	Qi Dianyuan	SAR Project Leader	

Issued: May 25, 2019

This calibration certificate shall not be reproduced except in full without written approval of the laboratory.

Add: No.51 Xueyuan Road, Haidian District, Beijing, 100191, China
Tel: +86-10-62304633-2079 Fax: +86-10-62304633-2504
E-mail: cttl@chinattl.com http://www.chinattl.cn

Glossary:

TSL	tissue simulating liquid
ConvF	sensitivity in TSL / NORMx,y,z
N/A	not applicable or not measured

Calibration is Performed According to the Following Standards:

a) IEEE Std 1528-2013, "IEEE Recommended Practice for Determining the Peak Spatial-Averaged Specific Absorption Rate (SAR) in the Human Head from Wireless Communications Devices: Measurement Techniques", June 2013

b) IEC 62209-1, "Measurement procedure for assessment of specific absorption rate of human exposure to radio frequency fields from hand-held and body-mounted wireless communication devices- Part 1: Device used next to the ear (Frequency range of 300MHz to 6GHz)", July 2016

c) IEC 62209-2, "Procedure to measure the Specific Absorption Rate (SAR) For wireless communication devices used in close proximity to the human body (frequency range of 30MHz to 6GHz)", March 2010

d) KDB865664, SAR Measurement Requirements for 100 MHz to 6 GHz

Additional Documentation:

e) DASY4/5 System Handbook

Methods Applied and Interpretation of Parameters:

- *Measurement Conditions:* Further details are available from the Validation Report at the end of the certificate. All figures stated in the certificate are valid at the frequency indicated.
- *Antenna Parameters with TSL:* The dipole is mounted with the spacer to position its feed point exactly below the center marking of the flat phantom section, with the arms oriented parallel to the body axis.
- *Feed Point Impedance and Return Loss:* These parameters are measured with the dipole positioned under the liquid filled phantom. The impedance stated is transformed from the measurement at the SMA connector to the feed point. The Return Loss ensures low reflected power. No uncertainty required.
- *Electrical Delay:* One-way delay between the SMA connector and the antenna feed point. No uncertainty required.
- *SAR measured:* SAR measured at the stated antenna input power.
- *SAR normalized:* SAR as measured, normalized to an input power of 1 W at the antenna connector.
- *SAR for nominal TSL parameters:* The measured TSL parameters are used to calculate the nominal SAR result.

The reported uncertainty of measurement is stated as the standard uncertainty of Measurement multiplied by the coverage factor k=2, which for a normal distribution Corresponds to a coverage probability of approximately 95%.

Add: No.51 Xueyuan Road, Haidian District, Beijing, 100191, China
Tel: +86-10-62304633-2079 Fax: +86-10-62304633-2504
E-mail: cttl@chinattl.com http://www.chinattl.cn

Measurement Conditions

DASY system configuration, as far as not given on page 1.

DASY Version	DASY52	52.10.2.1495
Extrapolation	Advanced Extrapolation	
Phantom	Triple Flat Phantom 5.1C	
Distance Dipole Center - TSL	10 mm	with Spacer
Zoom Scan Resolution	dx, dy, dz = 5 mm	
Frequency	1750 MHz ± 1 MHz	

Head TSL parameters

The following parameters and calculations were applied.

	Temperature	**Permittivity**	**Conductivity**
Nominal Head TSL parameters	22.0 °C	40.1	1.37 mho/m
Measured Head TSL parameters	(22.0 ± 0.2) °C	39.8 ± 6 %	1.38 mho/m ± 6 %
Head TSL temperature change during test	<1.0 °C	----	----

SAR result with Head TSL

SAR averaged over 1 cm^3 (1 g) of Head TSL	Condition	
SAR measured	250 mW input power	9.12 W/kg
SAR for nominal Head TSL parameters	normalized to 1W	**36.3 W/kg ± 18.8 % (k=2)**
SAR averaged over 10 cm^3 (10 g) of Head TSL	Condition	
SAR measured	250 mW input power	4.81 W/kg
SAR for nominal Head TSL parameters	normalized to 1W	**19.2 W/kg ± 18.7 % (k=2)**

Body TSL parameters

The following parameters and calculations were applied.

	Temperature	**Permittivity**	**Conductivity**
Nominal Body TSL parameters	22.0 °C	53.4	1.49 mho/m
Measured Body TSL parameters	(22.0 ± 0.2) °C	54.2 ± 6 %	1.48 mho/m ± 6 %
Body TSL temperature change during test	<1.0 °C	----	----

SAR result with Body TSL

SAR averaged over 1 cm^3 (1 g) of Body TSL	Condition	
SAR measured	250 mW input power	9.34 W/kg
SAR for nominal Body TSL parameters	normalized to 1W	**37.6 W/kg ± 18.8 % (k=2)**
SAR averaged over 10 cm^3 (10 g) of Body TSL	Condition	
SAR measured	250 mW input power	4.90 W/kg
SAR for nominal Body TSL parameters	normalized to 1W	**19.7 W/kg ± 18.7 % (k=2)**

Add: No.51 Xueyuan Road, Haidian District, Beijing, 100191, China
Tel: +86-10-62304633-2079 Fax: +86-10-62304633-2504
E-mail: cttl@chinattl.com http://www.chinattl.cn

Appendix (Additional assessments outside the scope of CNAS L0570)

Antenna Parameters with Head TSL

Impedance, transformed to feed point	47.6Ω+ 0.70 jΩ
Return Loss	- 31.8 dB

Antenna Parameters with Body TSL

Impedance, transformed to feed point	44.9Ω+ 0.29 jΩ
Return Loss	- 25.3 dB

General Antenna Parameters and Design

Electrical Delay (one direction)	1.082 ns

After long term use with 100W radiated power, only a slight warming of the dipole near the feedpoint can be measured.

The dipole is made of standard semirigid coaxial cable. The center conductor of the feeding line is directly connected to the second arm of the dipole. The antenna is therefore short-circuited for DC-signals. On some of the dipoles, small end caps are added to the dipole arms in order to improve matching when loaded according to the position as explained in the "Measurement Conditions" paragraph. The SAR data are not affected by this change. The overall dipole length is still according to the Standard.
No excessive force must be applied to the dipole arms, because they might bend or the soldered connections near the feedpoint may be damaged.

Additional EUT Data

Manufactured by	SPEAG

In Collaboration with
s p e a g
CALIBRATION LABORATORY

Add: No.51 Xueyuan Road, Haidian District, Beijing, 100191, China
Tel: +86-10-62304633-2079 Fax: +86-10-62304633-2504
E-mail: cttl@chinattl.com http://www.chinattl.cn

DASY5 Validation Report for Head TSL Date: 05.21.2019

Test Laboratory: CTTL, Beijing, China

DUT: Dipole 1750 MHz; Type: D1750V2; Serial: D1750V2 - SN: 1149

Communication System: UID 0, CW; Frequency: 1750 MHz; Duty Cycle: 1:1

Medium parameters used: f = 1750 MHz; σ = 1.379 S/m; ε_r = 39.84; ρ = 1000 kg/m3

Phantom section: Right Section

DASY5 Configuration:

- Probe: EX3DV4 - SN3617; ConvF(8.38, 8.38, 8.38) @ 1750 MHz; Calibrated: 1/31/2019
- Sensor-Surface: 1.4mm (Mechanical Surface Detection)
- Electronics: DAE4 Sn1331; Calibrated: 2/6/2019
- Phantom: MFP_V5.1C ; Type: QD 000 P51CA; Serial: 1062
- Measurement SW: DASY52, Version 52.10 (2); SEMCAD X Version 14.6.12 (7450)

System Performance Check/Zoom Scan (7x7x7) (7x7x7)/Cube 0: Measurement grid: dx=5mm, dy=5mm, dz=5mm

Reference Value = 88.07 V/m; Power Drift = 0.02 dB

Peak SAR (extrapolated) = 17.2 W/kg

SAR(1 g) = 9.12 W/kg; SAR(10 g) = 4.81 W/kg

Maximum value of SAR (measured) = 14.2 W/kg



0 dB = 14.2 W/kg = 11.52 dBW/kg

In Collaboration with
s p e a g
CALIBRATION LABORATORY

Add: No.51 Xueyuan Road, Haidian District, Beijing, 100191, China
Tel: +86-10-62304633-2079 Fax: +86-10-62304633-2504
E-mail: cttl@chinattl.com http://www.chinattl.cn

Impedance Measurement Plot for Head TSL

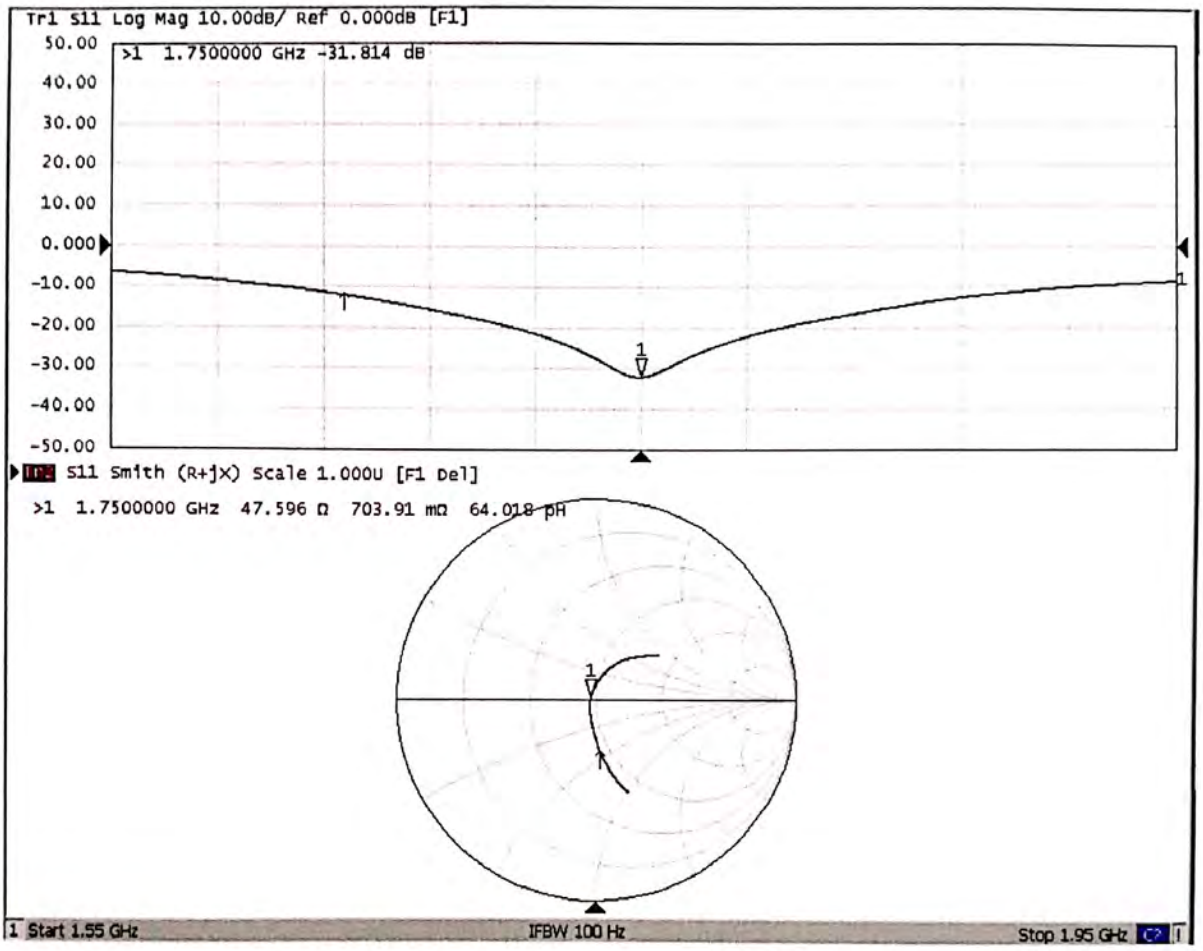

Add: No.51 Xueyuan Road, Haidian District, Beijing, 100191, China
Tel: +86-10-62304633-2079 Fax: +86-10-62304633-2504
E-mail: cttl@chinattl.com http://www.chinattl.cn

DASY5 Validation Report for Body TSL Date: 05.21.2019

Test Laboratory: CTTL, Beijing, China

DUT: Dipole 1750 MHz; Type: D1750V2; Serial: D1750V2 - SN: 1149

Communication System: UID 0, CW; Frequency: 1750 MHz; Duty Cycle: 1:1

Medium parameters used: f = 1750 MHz; σ = 1.482 S/m; ε_r = 54.22; ρ = 1000 kg/m3

Phantom section: Center Section

DASY5 Configuration:

- Probe: EX3DV4 - SN3617; ConvF(8.03, 8.03, 8.03) @ 1750 MHz; Calibrated: 1/31/2019
- Sensor-Surface: 1.4mm (Mechanical Surface Detection)
- Electronics: DAE4 Sn1331; Calibrated: 2/6/2019
- Phantom: MFP_V5.1C ; Type: QD 000 P51CA; Serial: 1062
- Measurement SW: DASY52, Version 52.10 (2); SEMCAD X Version 14.6.12 (7450)

System Performance Check/Zoom Scan (7x7x7) (7x7x7)/Cube 0: Measurement grid: dx=5mm, dy=5mm, dz=5mm

Reference Value = 93.60 V/m; Power Drift = 0.00 dB

Peak SAR (extrapolated) = 17.5 W/kg

SAR(1 g) = 9.34 W/kg; SAR(10 g) = 4.9 W/kg

Maximum value of SAR (measured) = 14.6 W/kg

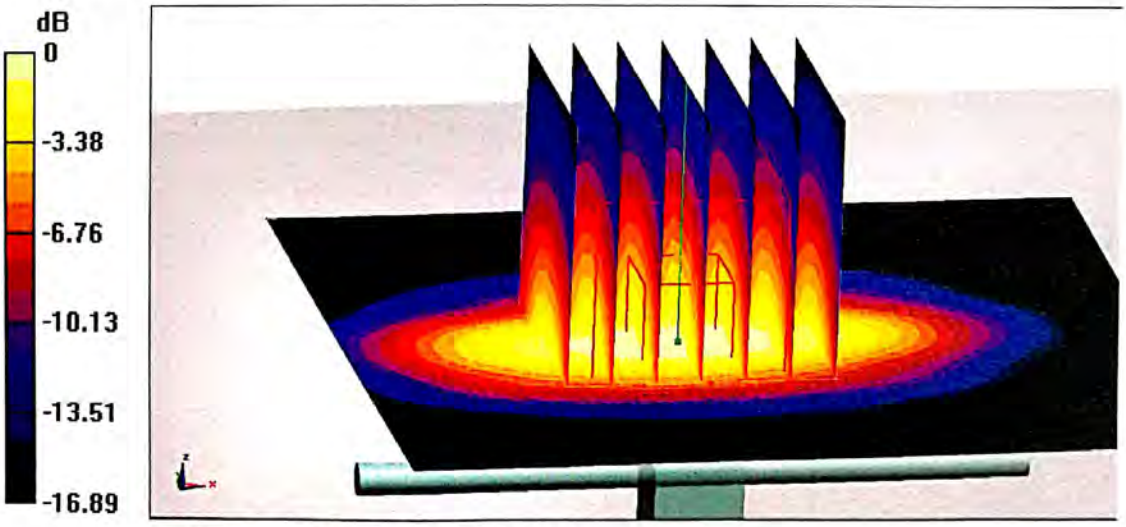

0 dB = 14.6 W/kg = 11.64 dBW/kg

In Collaboration with
s p e a g
CALIBRATION LABORATORY

Add: No.51 Xueyuan Road, Haidian District, Beijing, 100191, China
Tel: +86-10-62304633-2079 Fax: +86-10-62304633-2504
E-mail: cttl@chinattl.com http://www.chinattl.cn

Impedance Measurement Plot for Body TSL

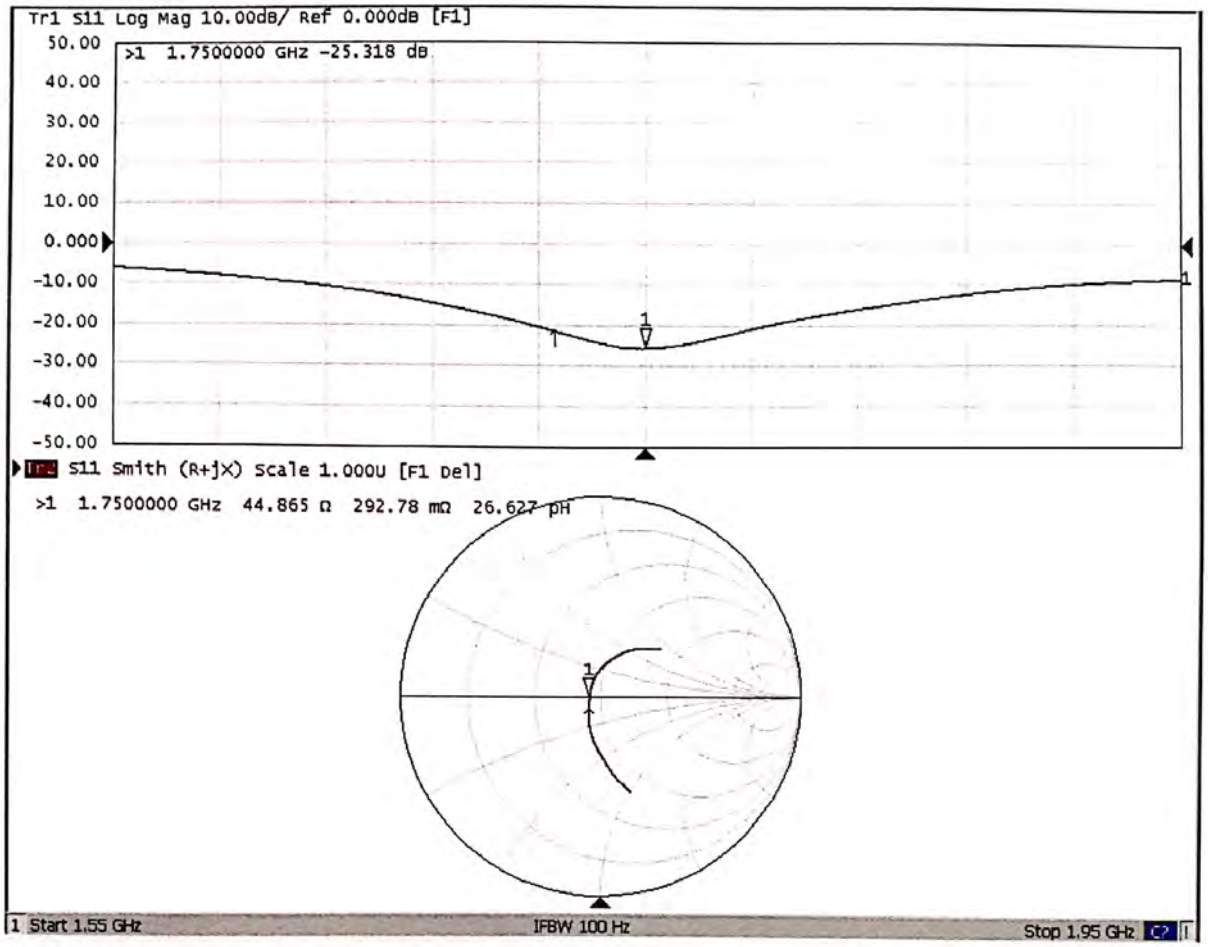

In Collaboration with
s p e a g
CALIBRATION LABORATORY
Add: No.51 Xueyuan Road, Haidian District, Beijing, 100191, China
Tel: +86-10-62304633-2079 Fax: +86-10-62304633-2504
E-mail: cttl@chinattl.com http://www.chinattl.cn

中国认可
国际互认
校准
CALIBRATION
CNAS L0570

Client SGS **Certificate No: Z19-60473**

CALIBRATION CERTIFICATE

Object	D1900V2 - SN: 5d028
Calibration Procedure(s)	FF-Z11-003-01 Calibration Procedures for dipole validation kits
Calibration date:	December 17, 2019

This calibration Certificate documents the traceability to national standards, which realize the physical units of measurements(SI). The measurements and the uncertainties with confidence probability are given on the following pages and are part of the certificate.

All calibrations have been conducted in the closed laboratory facility: environment temperature(22±3)℃ and humidity<70%.

Calibration Equipment used (M&TE critical for calibration)

Primary Standards	ID #	Cal Date(Calibrated by, Certificate No.)	Scheduled Calibration
Power Meter NRP2	106276	11-Apr-19 (CTTL, No.J19X02605)	Apr-20
Power sensor NRP6A	101369	11-Apr-19 (CTTL, No.J19X02605)	Apr-20
Reference Probe EX3DV4	SN 3617	31-Jan-19(SPEAG,No.EX3-3617_Jan19)	Jan-20
DAE4	SN 1555	22-Aug-19(CTTL-SPEAG,No.Z19-60295)	Aug-20
Secondary Standards	**ID #**	**Cal Date(Calibrated by, Certificate No.)**	**Scheduled Calibration**
Signal Generator E4438C	MY49071430	23-Jan-19 (CTTL, No.J19X00336)	Jan-20
NetworkAnalyzer E5071C	MY46110673	24-Jan-19 (CTTL, No.J19X00547)	Jan-20

	Name	Function	Signature
Calibrated by:	Zhao Jing	SAR Test Engineer	
Reviewed by:	Lin Hao	SAR Test Engineer	
Approved by:	Qi Dianyuan	SAR Project Leader	

Issued: December 23, 2019

This calibration certificate shall not be reproduced except in full without written approval of the laboratory.

Add: No.51 Xueyuan Road, Haidian District, Beijing, 100191, China
Tel: +86-10-62304633-2079 Fax: +86-10-62304633-2504
E-mail: cttl@chinattl.com http://www.chinattl.cn

lossary:

TSL	tissue simulating liquid
ConvF	sensitivity in TSL / NORMx,y,z
N/A	not applicable or not measured

Calibration is Performed According to the Following Standards:

a) IEEE Std 1528-2013, "IEEE Recommended Practice for Determining the Peak Spatial-Averaged Specific Absorption Rate (SAR) in the Human Head from Wireless Communications Devices: Measurement Techniques", June 2013

b) IEC 62209-1, "Measurement procedure for assessment of specific absorption rate of human exposure to radio frequency fields from hand-held and body-mounted wireless communication devices- Part 1: Device used next to the ear (Frequency range of 300MHz to 6GHz)", July 2016

c) IEC 62209-2, "Procedure to measure the Specific Absorption Rate (SAR) For wireless communication devices used in close proximity to the human body (frequency range of 30MHz to 6GHz)", March 2010

d) KDB865664, SAR Measurement Requirements for 100 MHz to 6 GHz

Additional Documentation:

e) DASY4/5 System Handbook

Methods Applied and Interpretation of Parameters:

- *Measurement Conditions:* Further details are available from the Validation Report at the end of the certificate. All figures stated in the certificate are valid at the frequency indicated.
- *Antenna Parameters with TSL:* The dipole is mounted with the spacer to position its feed point exactly below the center marking of the flat phantom section, with the arms oriented parallel to the body axis.
- *Feed Point Impedance and Return Loss:* These parameters are measured with the dipole positioned under the liquid filled phantom. The impedance stated is transformed from the measurement at the SMA connector to the feed point. The Return Loss ensures low reflected power. No uncertainty required.
- *Electrical Delay:* One-way delay between the SMA connector and the antenna feed point. No uncertainty required.
- *SAR measured:* SAR measured at the stated antenna input power.
- *SAR normalized:* SAR as measured, normalized to an input power of 1 W at the antenna connector.
- *SAR for nominal TSL parameters:* The measured TSL parameters are used to calculate the nominal SAR result.

The reported uncertainty of measurement is stated as the standard uncertainty of Measurement multiplied by the coverage factor k=2, which for a normal distribution Corresponds to a coverage probability of approximately 95%.

Add: No.51 Xueyuan Road, Haidian District, Beijing, 100191, China
Tel: +86-10-62304633-2079 Fax: +86-10-62304633-2504
E-mail: cttl@chinattl.com http://www.chinattl.cn

Measurement Conditions

DASY system configuration, as far as not given on page 1.

DASY Version	DASY52	V52.10.3
Extrapolation	Advanced Extrapolation	
Phantom	Triple Flat Phantom 5.1C	
Distance Dipole Center - TSL	10 mm	with Spacer
Zoom Scan Resolution	dx, dy, dz = 5 mm	
Frequency	1900 MHz ± 1 MHz	

Head TSL parameters

The following parameters and calculations were applied.

	Temperature	**Permittivity**	**Conductivity**
Nominal Head TSL parameters	22.0 °C	40.0	1.40 mho/m
Measured Head TSL parameters	(22.0 ± 0.2) °C	40.5 ± 6 %	1.39 mho/m ± 6 %
Head TSL temperature change during test	<1.0 °C	----	----

SAR result with Head TSL

SAR averaged over 1 cm^3 (1 g) of Head TSL	Condition	
SAR measured	250 mW input power	9.75 W/kg
SAR for nominal Head TSL parameters	normalized to 1W	**39.3 W/kg ± 18.8 % (k=2)**
SAR averaged over 10 cm^3 (10 g) of Head TSL	Condition	
SAR measured	250 mW input power	5.02 W/kg
SAR for nominal Head TSL parameters	normalized to 1W	**20.2 W/kg ± 18.7 % (k=2)**

Add: No.51 Xueyuan Road, Haidian District, Beijing, 100191, China
Tel: +86-10-62304633-2079 Fax: +86-10-62304633-2504
E-mail: cttl@chinattl.com http://www.chinattl.cn

Appendix (Additional assessments outside the scope of CNAS L0570)

Antenna Parameters with Head TSL

Impedance, transformed to feed point	51.2Ω+ 7.80jΩ
Return Loss	- 22.2dB

General Antenna Parameters and Design

Electrical Delay (one direction)	1.064 ns

After long term use with 100W radiated power, only a slight warming of the dipole near the feedpoint can be measured.

The dipole is made of standard semirigid coaxial cable. The center conductor of the feeding line is directly connected to the second arm of the dipole. The antenna is therefore short-circuited for DC-signals. On some of the dipoles, small end caps are added to the dipole arms in order to improve matching when loaded according to the position as explained in the "Measurement Conditions" paragraph. The SAR data are not affected by this change. The overall dipole length is still according to the Standard.
No excessive force must be applied to the dipole arms, because they might bend or the soldered connections near the feedpoint may be damaged.

Additional EUT Data

Manufactured by	SPEAG

In Collaboration with
s p e a g
CALIBRATION LABORATORY

Add: No.51 Xueyuan Road, Haidian District, Beijing, 100191, China
Tel: +86-10-62304633-2079 Fax: +86-10-62304633-2504
E-mail: cttl@chinattl.com http://www.chinattl.cn

DASY5 Validation Report for Head TSL Date: 12.17.2019

Test Laboratory: CTTL, Beijing, China

DUT: Dipole 1900 MHz; Type: D1900V2; Serial: D1900V2 - SN: 5d028

Communication System: UID 0, CW; Frequency: 1900 MHz; Duty Cycle: 1:1

Medium parameters used: f = 1900 MHz; σ = 1.387 S/m; ε_r = 40.48; ρ = 1000 kg/m3

Phantom section: Center Section

DASY5 Configuration:

- Probe: EX3DV4 - SN3617; ConvF(8.14, 8.14, 8.14) @ 1900 MHz; Calibrated: 1/31/2019
- Sensor-Surface: 1.4mm (Mechanical Surface Detection)
- Electronics: DAE4 Sn1555; Calibrated: 8/22/2019
- Phantom: MFP_V5.1C ; Type: QD 000 P51CA; Serial: 1062
- Measurement SW: DASY52, Version 52.10 (3); SEMCAD X Version 14.6.13 (7474)

System Performance Check/Zoom Scan (7x7x7) (7x7x7)/Cube 0: Measurement grid: dx=5mm, dy=5mm, dz=5mm

Reference Value = 97.62 V/m; Power Drift = 0.02 dB

Peak SAR (extrapolated) = 18.8 W/kg

SAR(1 g) = 9.75 W/kg; SAR(10 g) = 5.02 W/kg

Smallest distance from peaks to all points 3 dB below = 9.8 mm

Ratio of SAR at M2 to SAR at M1 = 52.5%

Maximum value of SAR (measured) = 15.5 W/kg

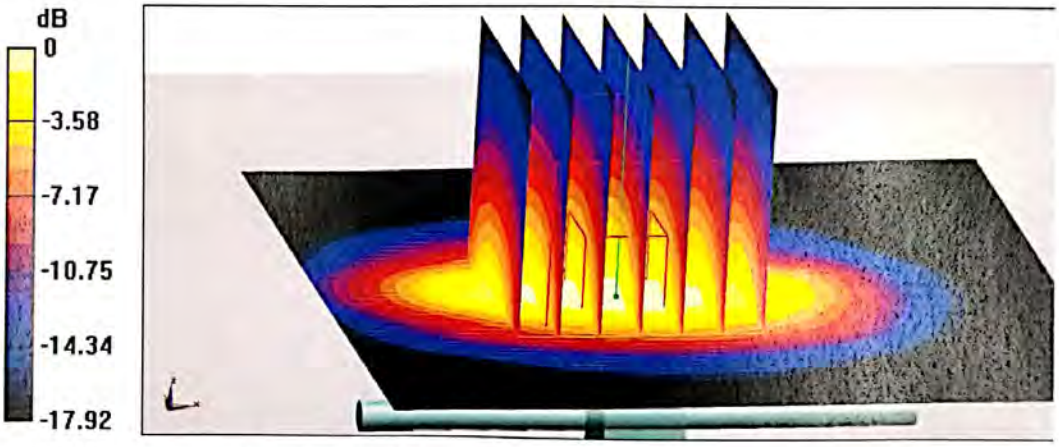

0 dB = 15.5 W/kg = 11.90 dBW/kg

In Collaboration with
s p e a g
CALIBRATION LABORATORY

Add: No.51 Xueyuan Road, Haidian District, Beijing, 100191, China
Tel: +86-10-62304633-2079 Fax: +86-10-62304633-2504
E-mail: cttl@chinattl.com http://www.chinattl.cn

Impedance Measurement Plot for Head TSL

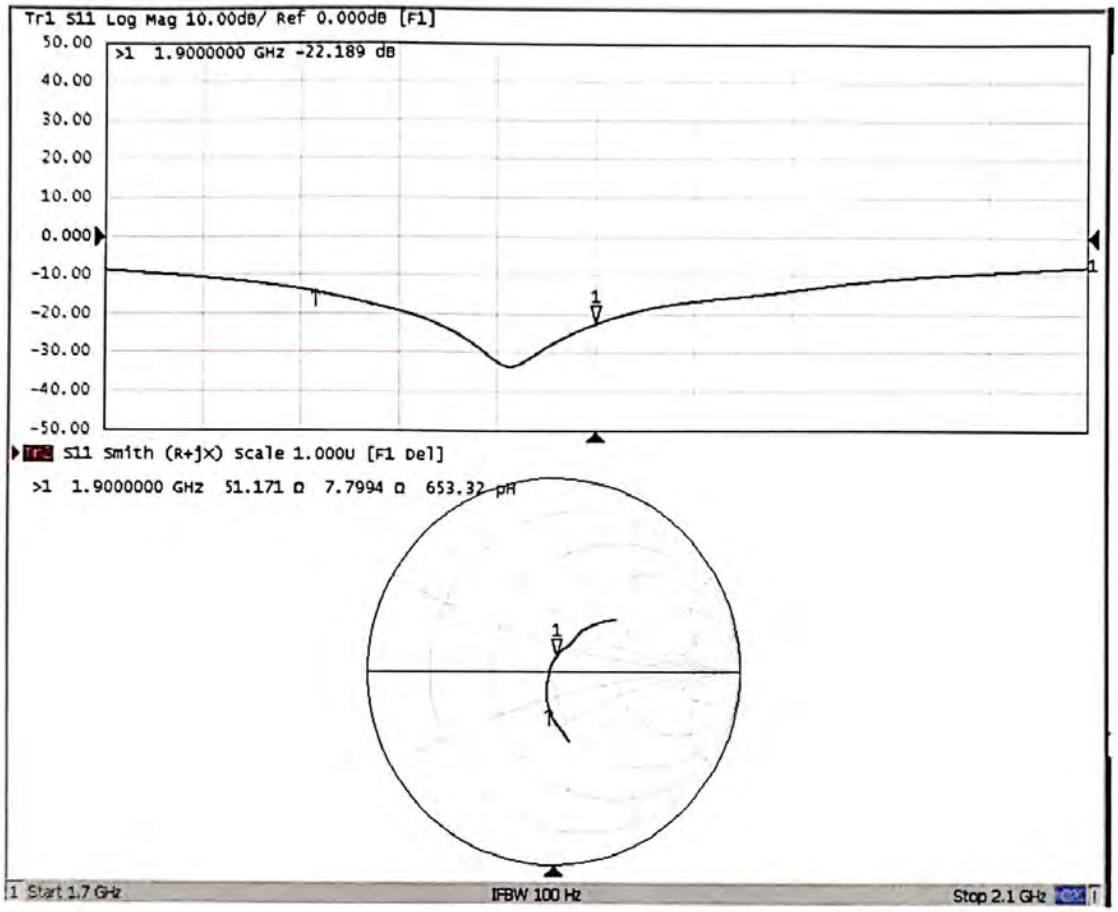

In Collaboration with
s p e a g
CALIBRATION LABORATORY

Add: No.51 Xueyuan Road, Haidian District, Beijing, 100191, China
Tel: +86-10-62304633-2079 Fax: +86-10-62304633-2504
E-mail: cttl@chinattl.com http://www.chinattl.cn

中国认可
国际互认
校准
CALIBRATION
CNAS L0570

Client **SGS** **Certificate No: Z19-60474**

CALIBRATION CERTIFICATE

Object	D2450V2 - SN: 733
Calibration Procedure(s)	FF-Z11-003-01 Calibration Procedures for dipole validation kits
Calibration date:	December 17, 2019

This calibration Certificate documents the traceability to national standards, which realize the physical units of measurements(SI). The measurements and the uncertainties with confidence probability are given on the following pages and are part of the certificate.

All calibrations have been conducted in the closed laboratory facility: environment temperature(22±3)℃ and humidity<70%.

Calibration Equipment used (M&TE critical for calibration)

Primary Standards	ID #	Cal Date(Calibrated by, Certificate No.)	Scheduled Calibration
Power Meter NRP2	106276	11-Apr-19 (CTTL, No.J19X02605)	Apr-20
Power sensor NRP6A	101369	11-Apr-19 (CTTL, No.J19X02605)	Apr-20
Reference Probe EX3DV4	SN 3617	31-Jan-19(SPEAG,No.EX3-3617_Jan19)	Jan-20
DAE4	SN 1555	22-Aug-19(CTTL-SPEAG,No.Z19-60295)	Aug-20
Secondary Standards	**ID #**	**Cal Date(Calibrated by, Certificate No.)**	**Scheduled Calibration**
Signal Generator E4438C	MY49071430	23-Jan-19 (CTTL, No.J19X00336)	Jan-20
NetworkAnalyzer E5071C	MY46110673	24-Jan-19 (CTTL, No.J19X00547)	Jan-20

	Name	Function	Signature
Calibrated by:	Zhao Jing	SAR Test Engineer	
Reviewed by:	Lin Hao	SAR Test Engineer	
Approved by:	Qi Dianyuan	SAR Project Leader	

Issued: December 23, 2019

This calibration certificate shall not be reproduced except in full without written approval of the laboratory.

Add: No.51 Xueyuan Road, Haidian District, Beijing, 100191, China
Tel: +86-10-62304633-2079 Fax: +86-10-62304633-2504
E-mail: cttl@chinattl.com http://www.chinattl.cn

Glossary:

TSL	tissue simulating liquid
ConvF	sensitivity in TSL / NORMx,y,z
N/A	not applicable or not measured

Calibration is Performed According to the Following Standards:

a) IEEE Std 1528-2013, "IEEE Recommended Practice for Determining the Peak Spatial-Averaged Specific Absorption Rate (SAR) in the Human Head from Wireless Communications Devices: Measurement Techniques", June 2013

b) IEC 62209-1, "Measurement procedure for assessment of specific absorption rate of human exposure to radio frequency fields from hand-held and body-mounted wireless communication devices- Part 1: Device used next to the ear (Frequency range of 300MHz to 6GHz)", July 2016

c) IEC 62209-2, "Procedure to measure the Specific Absorption Rate (SAR) For wireless communication devices used in close proximity to the human body (frequency range of 30MHz to 6GHz)", March 2010

d) KDB865664, SAR Measurement Requirements for 100 MHz to 6 GHz

Additional Documentation:

e) DASY4/5 System Handbook

Methods Applied and Interpretation of Parameters:

- *Measurement Conditions:* Further details are available from the Validation Report at the end of the certificate. All figures stated in the certificate are valid at the frequency indicated.
- *Antenna Parameters with TSL:* The dipole is mounted with the spacer to position its feed point exactly below the center marking of the flat phantom section, with the arms oriented parallel to the body axis.
- *Feed Point Impedance and Return Loss:* These parameters are measured with the dipole positioned under the liquid filled phantom. The impedance stated is transformed from the measurement at the SMA connector to the feed point. The Return Loss ensures low reflected power. No uncertainty required.
- *Electrical Delay:* One-way delay between the SMA connector and the antenna feed point. No uncertainty required.
- *SAR measured:* SAR measured at the stated antenna input power.
- *SAR normalized:* SAR as measured, normalized to an input power of 1 W at the antenna connector.
- *SAR for nominal TSL parameters:* The measured TSL parameters are used to calculate the nominal SAR result.

The reported uncertainty of measurement is stated as the standard uncertainty of Measurement multiplied by the coverage factor k=2, which for a normal distribution Corresponds to a coverage probability of approximately 95%.

Add: No.51 Xueyuan Road, Haidian District, Beijing, 100191, China
Tel: +86-10-62304633-2079 Fax: +86-10-62304633-2504
E-mail: cttl@chinattl.com http://www.chinattl.cn

Measurement Conditions

DASY system configuration, as far as not given on page 1.

DASY Version	DASY52	V52.10.3
Extrapolation	Advanced Extrapolation	
Phantom	Triple Flat Phantom 5.1C	
Distance Dipole Center - TSL	10 mm	with Spacer
Zoom Scan Resolution	dx, dy, dz = 5 mm	
Frequency	2450 MHz ± 1 MHz	

Head TSL parameters

The following parameters and calculations were applied.

	Temperature	**Permittivity**	**Conductivity**
Nominal Head TSL parameters	22.0 °C	39.2	1.80 mho/m
Measured Head TSL parameters	(22.0 ± 0.2) °C	39.0 ± 6 %	1.77 mho/m ± 6 %
Head TSL temperature change during test	<1.0 °C	----	----

SAR result with Head TSL

SAR averaged over 1 cm^3 (1 g) of Head TSL	Condition	
SAR measured	250 mW input power	12.9 W/kg
SAR for nominal Head TSL parameters	normalized to 1W	**51.9 W/kg ± 18.8 % (k=2)**
SAR averaged over 10 cm^3 (10 g) of Head TSL	Condition	
SAR measured	250 mW input power	5.92 W/kg
SAR for nominal Head TSL parameters	normalized to 1W	**23.8 W/kg ± 18.7 % (k=2)**

Add: No.51 Xueyuan Road, Haidian District, Beijing, 100191, China
Tel: +86-10-62304633-2079 Fax: +86-10-62304633-2504
E-mail: cttl@chinattl.com http://www.chinattl.cn

Appendix (Additional assessments outside the scope of CNAS L0570)

Antenna Parameters with Head TSL

Impedance, transformed to feed point	52.2Ω+ 3.88 jΩ
Return Loss	- 27.2dB

General Antenna Parameters and Design

Electrical Delay (one direction)	1.018 ns

After long term use with 100W radiated power, only a slight warming of the dipole near the feedpoint can be measured.

The dipole is made of standard semirigid coaxial cable. The center conductor of the feeding line is directly connected to the second arm of the dipole. The antenna is therefore short-circuited for DC-signals. On some of the dipoles, small end caps are added to the dipole arms in order to improve matching when loaded according to the position as explained in the "Measurement Conditions" paragraph. The SAR data are not affected by this change. The overall dipole length is still according to the Standard.
No excessive force must be applied to the dipole arms, because they might bend or the soldered connections near the feedpoint may be damaged.

Additional EUT Data

Manufactured by	SPEAG

Add: No.51 Xueyuan Road, Haidian District, Beijing, 100191, China
Tel: +86-10-62304633-2079 Fax: +86-10-62304633-2504
E-mail: cttl@chinattl.com http://www.chinattl.cn

DASY5 Validation Report for Head TSL Date: 12.17.2019

Test Laboratory: CTTL, Beijing, China

DUT: Dipole 2450 MHz; Type: D2450V2; Serial: D2450V2 - SN: 733

Communication System: UID 0, CW; Frequency: 2450 MHz; Duty Cycle: 1:1

Medium parameters used: f = 2450 MHz; σ = 1.772 S/m; ε_r = 39.01; ρ = 1000 kg/m3

Phantom section: Right Section

DASY5 Configuration:

- Probe: EX3DV4 - SN3617; ConvF(7.62, 7.62, 7.62) @ 2450 MHz; Calibrated: 1/31/2019
- Sensor-Surface: 1.4mm (Mechanical Surface Detection)
- Electronics: DAE4 Sn1555; Calibrated: 8/22/2019
- Phantom: MFP_V5.1C ; Type: QD 000 P51CA; Serial: 1062
- Measurement SW: DASY52, Version 52.10 (3); SEMCAD X Version 14.6.13 (7474)

Dipole Calibration/Zoom Scan (7x7x7) (7x7x7)/Cube 0: Measurement grid: dx=5mm, dy=5mm, dz=5mm

Reference Value = 100.5 V/m; Power Drift = -0.07 dB

Peak SAR (extrapolated) = 27.3 W/kg

SAR(1 g) = 12.9 W/kg; SAR(10 g) = 5.92 W/kg

Smallest distance from peaks to all points 3 dB below = 9 mm

Ratio of SAR at M2 to SAR at M1 = 47.5%

Maximum value of SAR (measured) = 21.8 W/kg

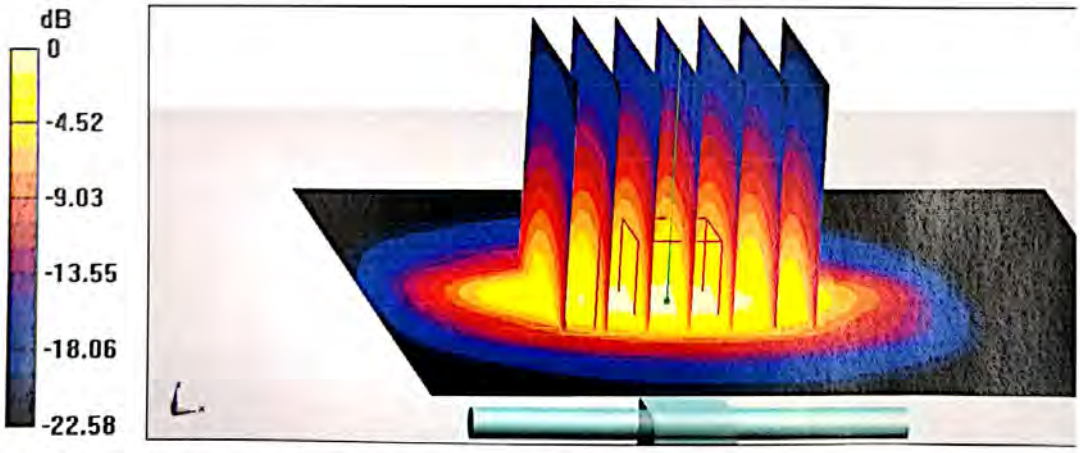

0 dB = 21.8 W/kg = 13.38 dBW/kg

In Collaboration with
s p e a g
CALIBRATION LABORATORY
Add: No.51 Xueyuan Road, Haidian District, Beijing, 100191, China
Tel: +86-10-62304633-2079 Fax: +86-10-62304633-2504
E-mail: cttl@chinattl.com http://www.chinattl.cn

Impedance Measurement Plot for Head TSL

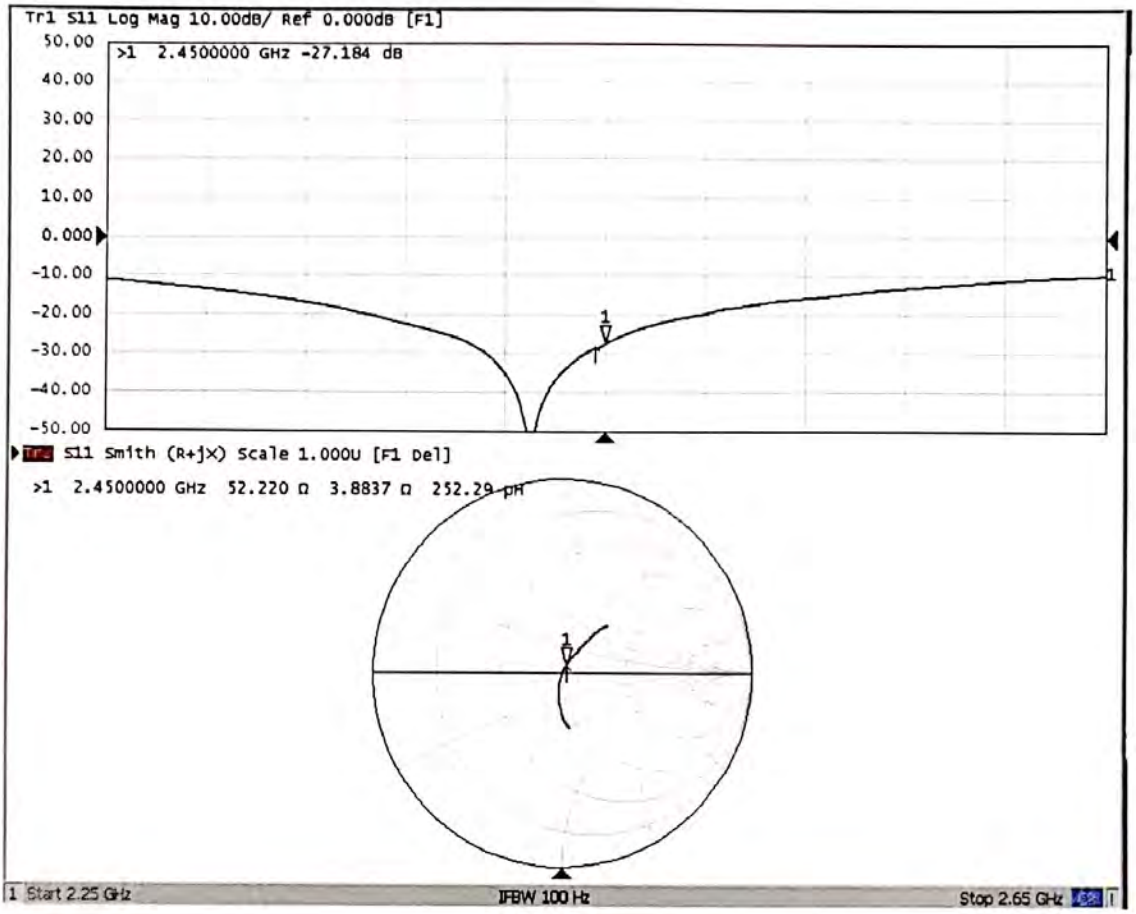

In Collaboration with
s p e a g
CALIBRATION LABORATORY

Add: No.51 Xueyuan Road, Haidian District, Beijing, 100191, China
Tel: +86-10-62304633-2079 Fax: +86-10-62304633-2504
E-mail: cttl@chinattl.com http://www.chinattl.cn

中国认可
国际互认
校准
CALIBRATION
CNAS L0570

Client **SGS** **Certificate No: Z19-60155**

CALIBRATION CERTIFICATE

Object	D2600V2 - SN: 1125
Calibration Procedure(s)	FF-Z11-003-01 Calibration Procedures for dipole validation kits
Calibration date:	May 20, 2019

This calibration Certificate documents the traceability to national standards, which realize the physical units of measurements(SI). The measurements and the uncertainties with confidence probability are given on the following pages and are part of the certificate.

All calibrations have been conducted in the closed laboratory facility: environment temperature(22±3)℃ and humidity<70%.

Calibration Equipment used (M&TE critical for calibration)

Primary Standards	ID #	Cal Date(Calibrated by, Certificate No.)	Scheduled Calibration
Power Meter NRP2	106277	20-Aug-18 (CTTL, No.J18X06862)	Aug-19
Power sensor NRP8S	104291	20-Aug-18 (CTTL, No.J18X06862)	Aug-19
Reference Probe EX3DV4	SN 3617	31-Jan-19(SPEAG,No.EX3-3617_Jan19)	Jan-20
DAE4	SN 1331	06-Feb-19(SPEAG,No.DAE4-1331_Feb19)	Feb-20
Secondary Standards	**ID #**	**Cal Date(Calibrated by, Certificate No.)**	**Scheduled Calibration**
Signal Generator E4438C	MY49071430	23-Jan-19 (CTTL, No.J19X00336)	Jan-20
Network Analyzer E5071C	MY46110673	24-Jan-19 (CTTL, No.J19X00547)	Jan-20

	Name	Function	Signature
Calibrated by:	Zhao Jing	SAR Test Engineer	
Reviewed by:	Lin Hao	SAR Test Engineer	
Approved by:	Qi Dianyuan	SAR Project Leader	

Issued: May 25, 2019

This calibration certificate shall not be reproduced except in full without written approval of the laboratory.

Add: No.51 Xueyuan Road, Haidian District, Beijing, 100191, China
Tel: +86-10-62304633-2079 Fax: +86-10-62304633-2504
E-mail: cttl@chinattl.com http://www.chinattl.cn

Glossary:

TSL	tissue simulating liquid
ConvF	sensitivity in TSL / NORMx,y,z
N/A	not applicable or not measured

Calibration is Performed According to the Following Standards:

a) IEEE Std 1528-2013, "IEEE Recommended Practice for Determining the Peak Spatial-Averaged Specific Absorption Rate (SAR) in the Human Head from Wireless Communications Devices: Measurement Techniques", June 2013

b) IEC 62209-1, "Measurement procedure for assessment of specific absorption rate of human exposure to radio frequency fields from hand-held and body-mounted wireless communication devices- Part 1: Device used next to the ear (Frequency range of 300MHz to 6GHz)", July 2016

c) IEC 62209-2, "Procedure to measure the Specific Absorption Rate (SAR) For wireless communication devices used in close proximity to the human body (frequency range of 30MHz to 6GHz)", March 2010

d) KDB865664, SAR Measurement Requirements for 100 MHz to 6 GHz

Additional Documentation:

e) DASY4/5 System Handbook

Methods Applied and Interpretation of Parameters:

- *Measurement Conditions:* Further details are available from the Validation Report at the end of the certificate. All figures stated in the certificate are valid at the frequency indicated.
- *Antenna Parameters with TSL:* The dipole is mounted with the spacer to position its feed point exactly below the center marking of the flat phantom section, with the arms oriented parallel to the body axis.
- *Feed Point Impedance and Return Loss:* These parameters are measured with the dipole positioned under the liquid filled phantom. The impedance stated is transformed from the measurement at the SMA connector to the feed point. The Return Loss ensures low reflected power. No uncertainty required.
- *Electrical Delay:* One-way delay between the SMA connector and the antenna feed point. No uncertainty required.
- *SAR measured:* SAR measured at the stated antenna input power.
- *SAR normalized:* SAR as measured, normalized to an input power of 1 W at the antenna connector.
- *SAR for nominal TSL parameters:* The measured TSL parameters are used to calculate the nominal SAR result.

The reported uncertainty of measurement is stated as the standard uncertainty of Measurement multiplied by the coverage factor k=2, which for a normal distribution Corresponds to a coverage probability of approximately 95%.

Add: No.51 Xueyuan Road, Haidian District, Beijing, 100191, China
Tel: +86-10-62304633-2079 Fax: +86-10-62304633-2504
E-mail: cttl@chinattl.com http://www.chinattl.cn

Measurement Conditions

DASY system configuration, as far as not given on page 1.

DASY Version	DASY52	52.10.2.1495
Extrapolation	Advanced Extrapolation	
Phantom	Triple Flat Phantom 5.1C	
Distance Dipole Center - TSL	10 mm	with Spacer
Zoom Scan Resolution	dx, dy, dz = 5 mm	
Frequency	2600 MHz ± 1 MHz	

Head TSL parameters

The following parameters and calculations were applied.

	Temperature	**Permittivity**	**Conductivity**
Nominal Head TSL parameters	22.0 °C	39.0	1.96 mho/m
Measured Head TSL parameters	(22.0 ± 0.2) °C	38.6 ± 6 %	1.95 mho/m ± 6 %
Head TSL temperature change during test	<1.0 °C	----	----

SAR result with Head TSL

SAR averaged over 1 cm^3 (1 g) of Head TSL	Condition	
SAR measured	250 mW input power	14.2 W/kg
SAR for nominal Head TSL parameters	normalized to 1W	**56.8 W/kg ± 18.8 % (k=2)**
SAR averaged over 10 cm^3 (10 g) of Head TSL	Condition	
SAR measured	250 mW input power	6.22 W/kg
SAR for nominal Head TSL parameters	normalized to 1W	**24.9 W/kg ± 18.7 % (k=2)**

Body TSL parameters

The following parameters and calculations were applied.

	Temperature	**Permittivity**	**Conductivity**
Nominal Body TSL parameters	22.0 °C	52.5	2.16 mho/m
Measured Body TSL parameters	(22.0 ± 0.2) °C	52.9 ± 6 %	2.17 mho/m ± 6 %
Body TSL temperature change during test	<1.0 °C	----	----

SAR result with Body TSL

SAR averaged over 1 cm^3 (1 g) of Body TSL	Condition	
SAR measured	250 mW input power	13.5 W/kg
SAR for nominal Body TSL parameters	normalized to 1W	**54.0 W/kg ± 18.8 % (k=2)**
SAR averaged over 10 cm^3 (10 g) of Body TSL	Condition	
SAR measured	250 mW input power	5.90 W/kg
SAR for nominal Body TSL parameters	normalized to 1W	**23.6 W/kg ± 18.7 % (k=2)**

Add: No.51 Xueyuan Road, Haidian District, Beijing, 100191, China
Tel: +86-10-62304633-2079 Fax: +86-10-62304633-2504
E-mail: cttl@chinattl.com http://www.chinattl.cn

Appendix(Additional assessments outside the scope of CNAS L0570)

Antenna Parameters with Head TSL

Impedance, transformed to feed point	48.9Ω- 5.00jΩ
Return Loss	- 25.7dB

Antenna Parameters with Body TSL

Impedance, transformed to feed point	46.4Ω- 4.25jΩ
Return Loss	- 24.8dB

General Antenna Parameters and Design

Electrical Delay (one direction)	1.020 ns

After long term use with 100W radiated power, only a slight warming of the dipole near the feedpoint can be measured.

The dipole is made of standard semirigid coaxial cable. The center conductor of the feeding line is directly connected to the second arm of the dipole. The antenna is therefore short-circuited for DC-signals. On some of the dipoles, small end caps are added to the dipole arms in order to improve matching when loaded according to the position as explained in the "Measurement Conditions" paragraph. The SAR data are not affected by this change. The overall dipole length is still according to the Standard.
No excessive force must be applied to the dipole arms, because they might bend or the soldered connections near the feedpoint may be damaged.

Additional EUT Data

Manufactured by	SPEAG

In Collaboration with
s p e a g
CALIBRATION LABORATORY

Add: No.51 Xueyuan Road, Haidian District, Beijing, 100191, China
Tel: +86-10-62304633-2079 Fax: +86-10-62304633-2504
E-mail: cttl@chinattl.com http://www.chinattl.cn

DASY5 Validation Report for Head TSL Date: 05.20.2019

Test Laboratory: CTTL, Beijing, China

DUT: Dipole 2600 MHz; Type: D2600V2; Serial: D2600V2 - SN: 1125

Communication System: UID 0, CW; Frequency: 2600 MHz; Duty Cycle: 1:1

Medium parameters used: f = 2600 MHz; σ = 1.952 S/m; ε_r = 38.59; ρ = 1000 kg/m3

Phantom section: Center Section

DASY5 Configuration:

- Probe: EX3DV4 - SN3617; ConvF(7.19, 7.19, 7.19) @ 2600 MHz; Calibrated: 1/31/2019
- Sensor-Surface: 1.4mm (Mechanical Surface Detection)
- Electronics: DAE4 Sn1331; Calibrated: 2/6/2019
- Phantom: MFP_V5.1C ; Type: QD 000 P51CA; Serial: 1062
- Measurement SW: DASY52, Version 52.10 (2); SEMCAD X Version 14.6.12 (7450)

Dipole Calibration/Zoom Scan (7x7x7) (7x7x7)/Cube 0: Measurement grid: dx=5mm, dy=5mm, dz=5mm

Reference Value = 94.31 V/m; Power Drift = 0.05 dB

Peak SAR (extrapolated) = 31.8 W/kg

SAR(1 g) = 14.2 W/kg; SAR(10 g) = 6.22 W/kg

Maximum value of SAR (measured) = 24.6 W/kg

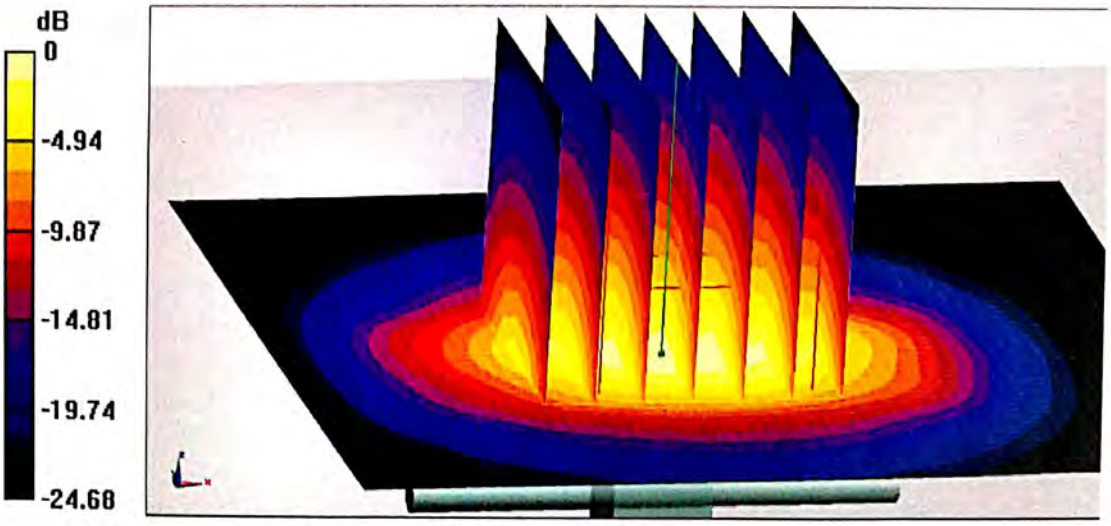

0 dB = 24.6 W/kg = 13.91 dBW/kg

In Collaboration with
s p e a g
CALIBRATION LABORATORY

Add: No.51 Xueyuan Road, Haidian District, Beijing, 100191, China
Tel: +86-10-62304633-2079 Fax: +86-10-62304633-2504
E-mail: cttl@chinattl.com http://www.chinattl.cn

Impedance Measurement Plot for Head TSL

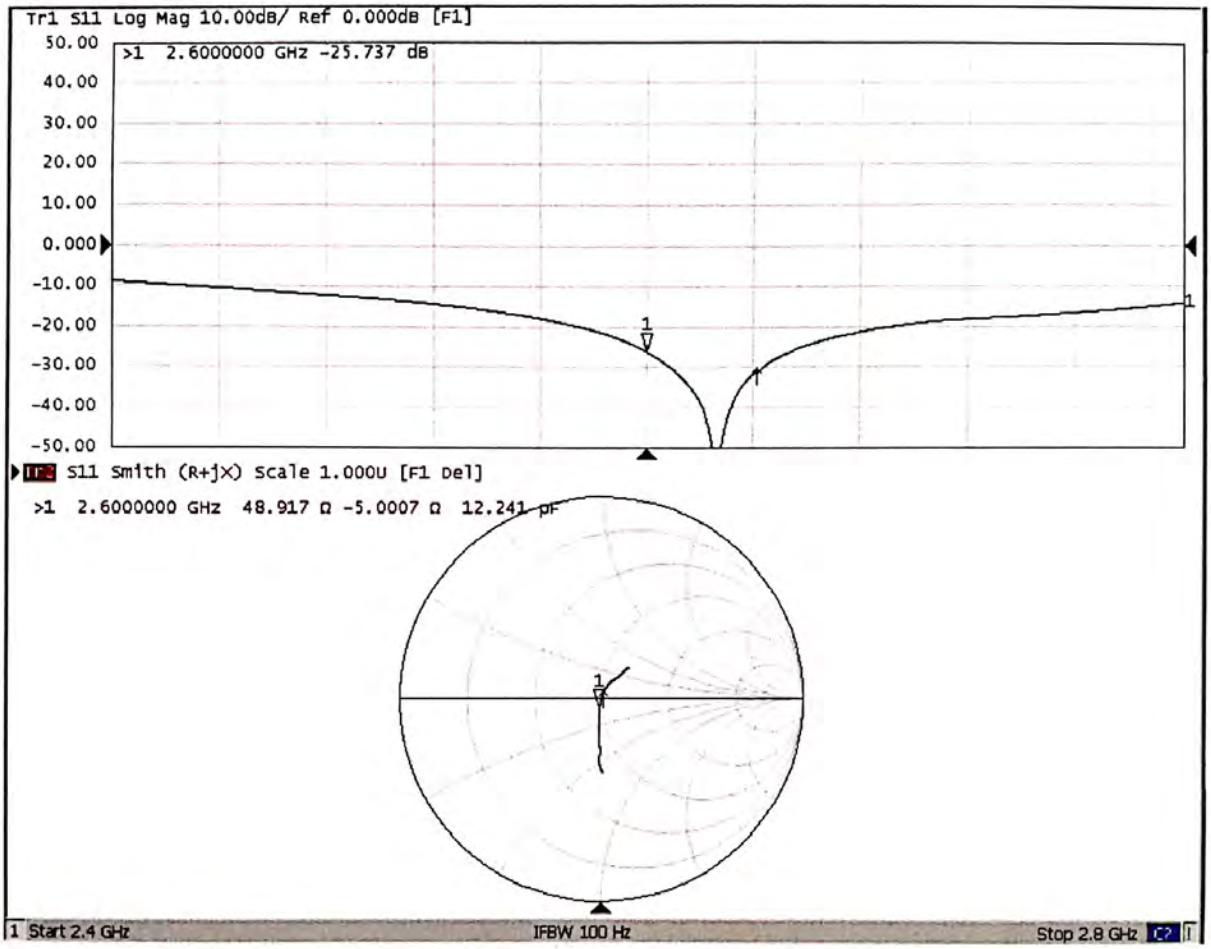

In Collaboration with
s p e a g
CALIBRATION LABORATORY
Add: No.51 Xueyuan Road, Haidian District, Beijing, 100191, China
Tel: +86-10-62304633-2079 Fax: +86-10-62304633-2504
E-mail: cttl@chinattl.com http://www.chinattl.cn

DASY5 Validation Report for Body TSL Date: 05.20.2019

Test Laboratory: CTTL, Beijing, China

DUT: Dipole 2600 MHz; Type: D2600V2; Serial: D2600V2 - SN: 1125

Communication System: UID 0, CW; Frequency: 2600 MHz; Duty Cycle: 1:1

Medium parameters used: f = 2600 MHz; σ = 2.169 S/m; ε_r = 52.88; ρ = 1000 kg/m3

Phantom section: Right Section

DASY5 Configuration:

- Probe: EX3DV4 - SN3617; ConvF(7.49, 7.49, 7.49) @ 2600 MHz; Calibrated: 1/31/2019
- Sensor-Surface: 1.4mm (Mechanical Surface Detection)
- Electronics: DAE4 Sn1331; Calibrated: 2/6/2019
- Phantom: MFP_V5.1C ; Type: QD 000 P51CA; Serial: 1062
- Measurement SW: DASY52, Version 52.10 (2); SEMCAD X Version 14.6.12 (7450)

Dipole Calibration/Zoom Scan (7x7x7) (7x7x7)/Cube 0: Measurement grid: dx=5mm, dy=5mm, dz=5mm

Reference Value = 96.11 V/m; Power Drift = 0.01 dB

Peak SAR (extrapolated) = 30.4 W/kg

SAR(1 g) = 13.5 W/kg; SAR(10 g) = 5.9 W/kg

Maximum value of SAR (measured) = 23.6 W/kg

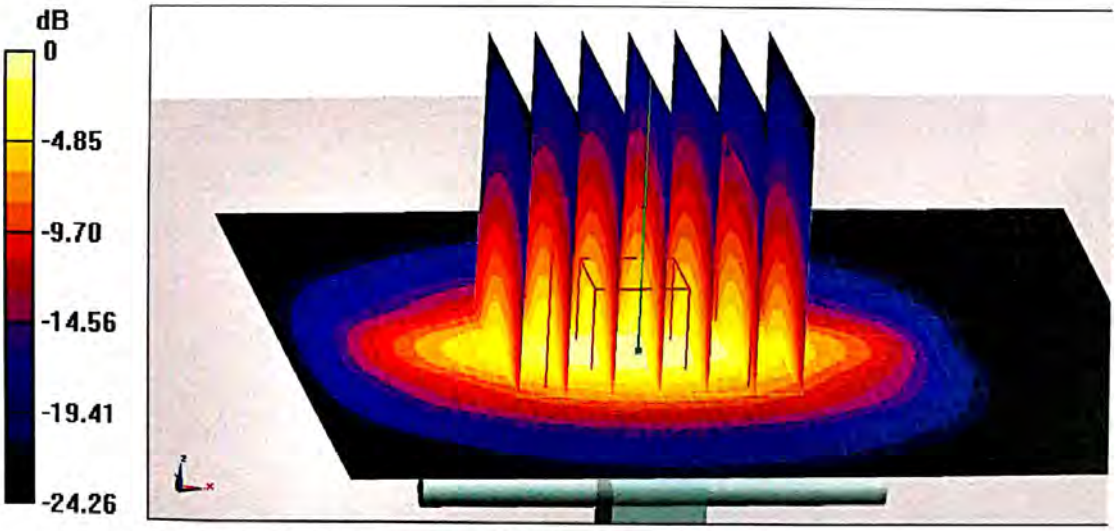

0 dB = 23.6 W/kg = 13.73 dBW/kg