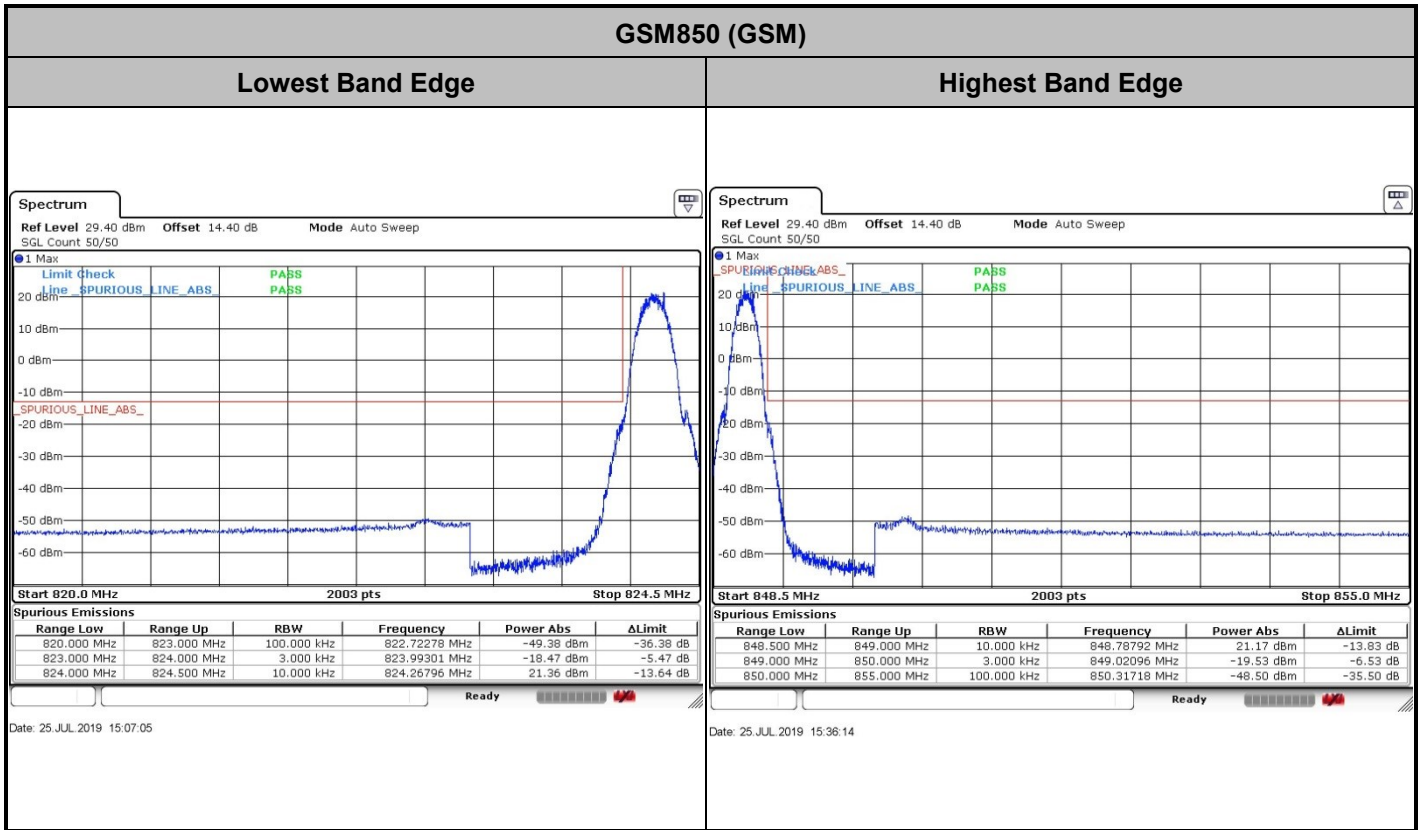




Conducted Band Edge

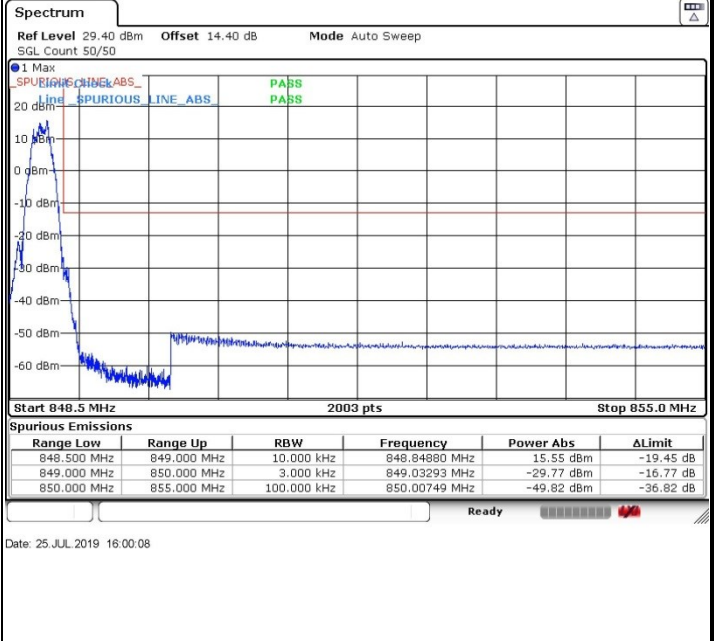
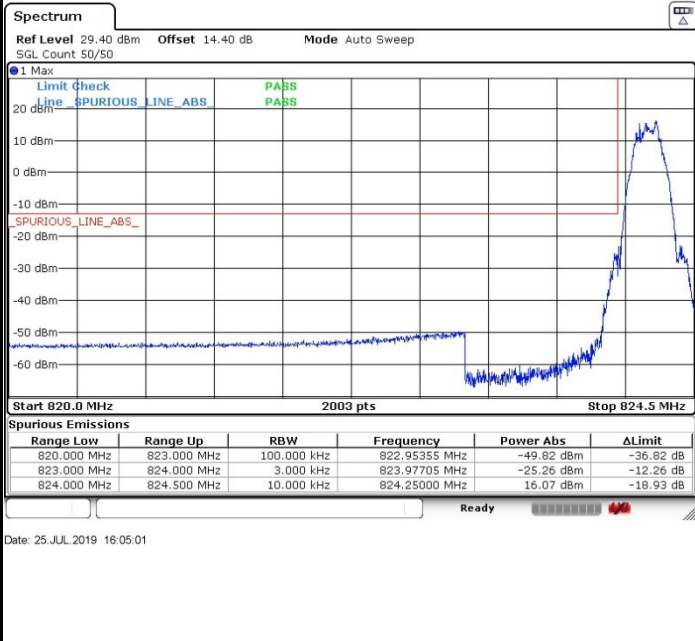




GSM850 (EDGE class 8)

Lowest Band Edge

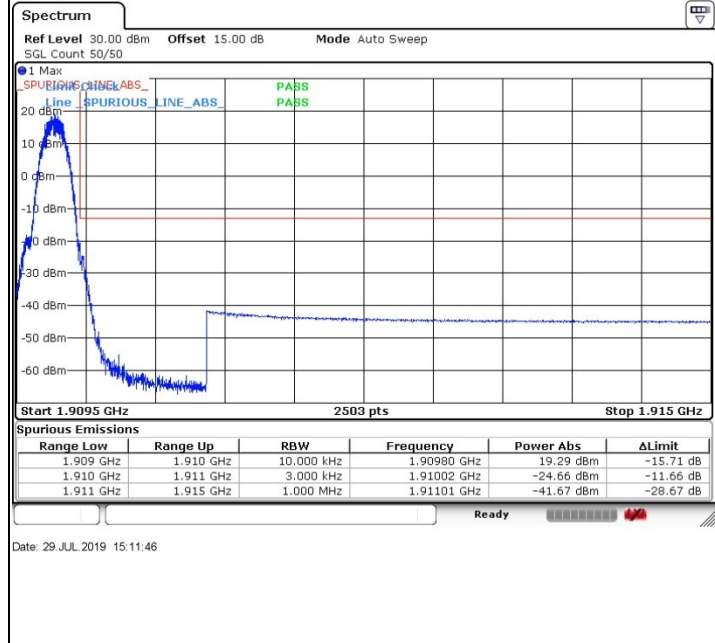
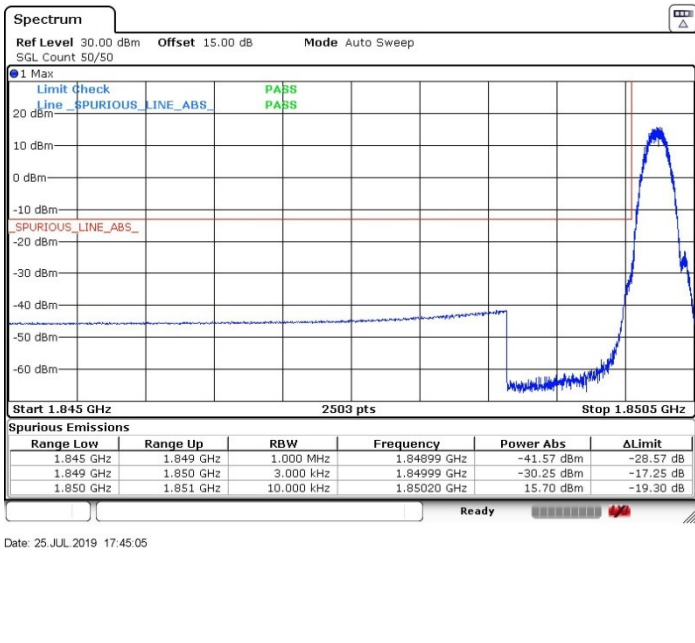
Highest Band Edge

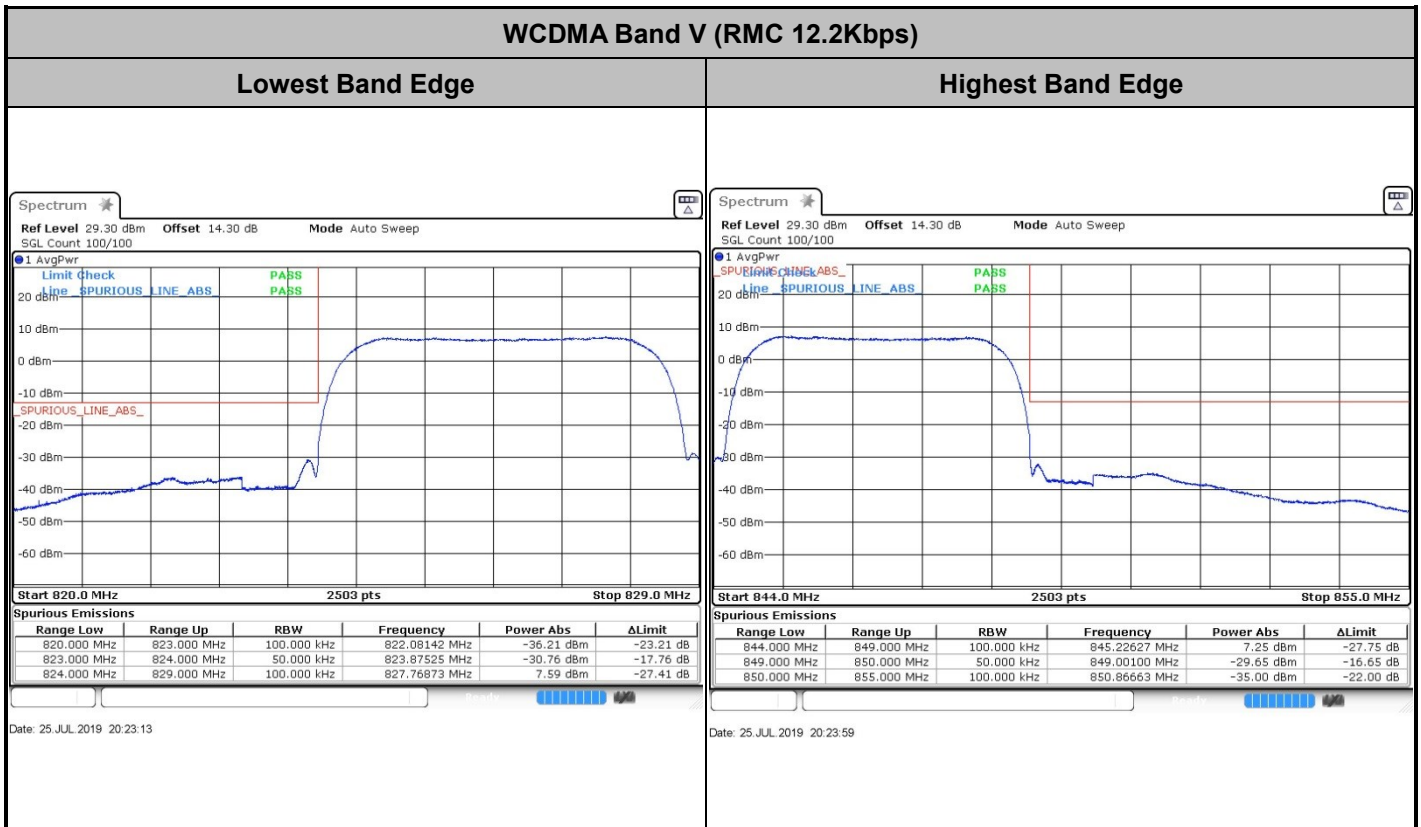
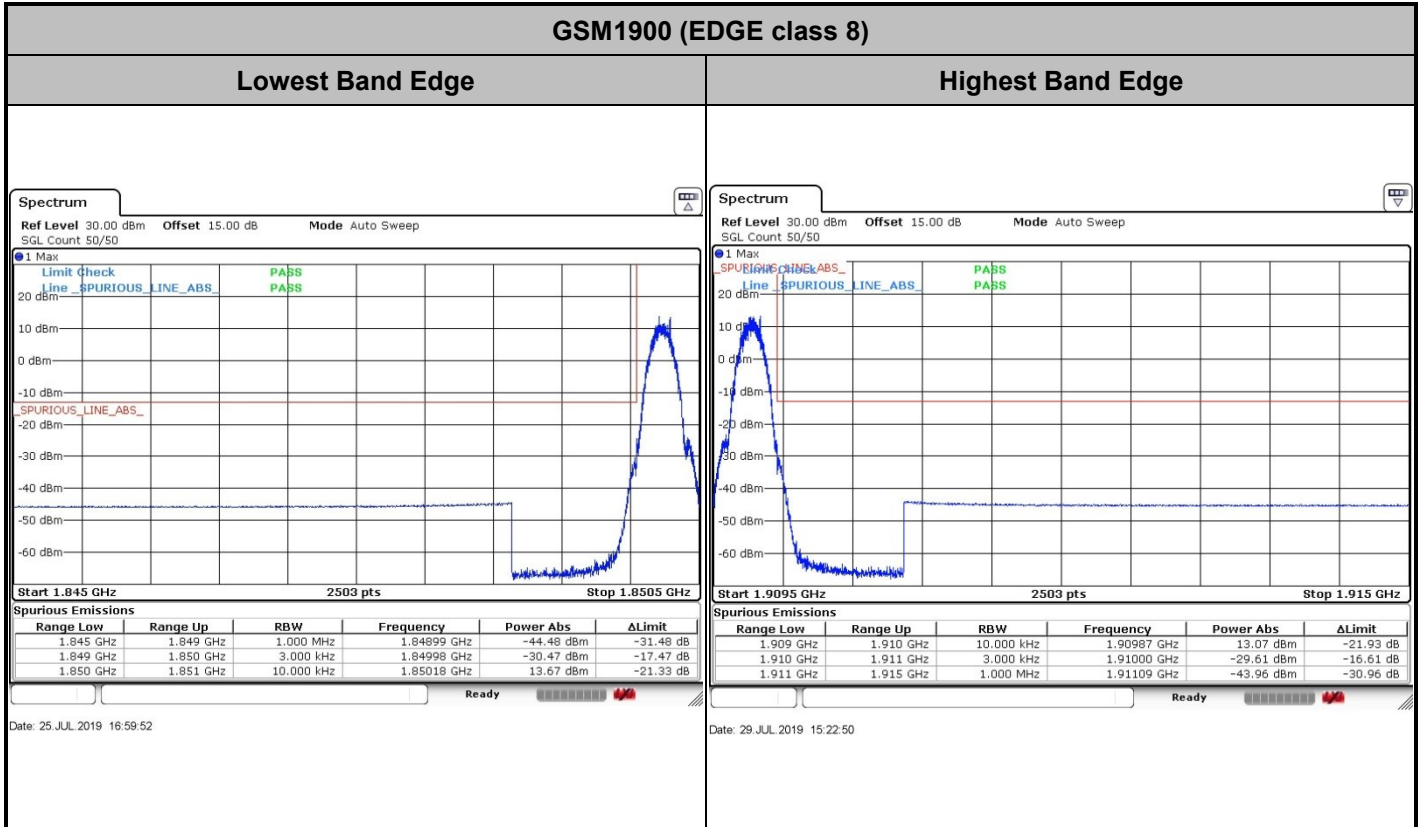


GSM1900 (GSM)

Lowest Band Edge

Highest Band Edge



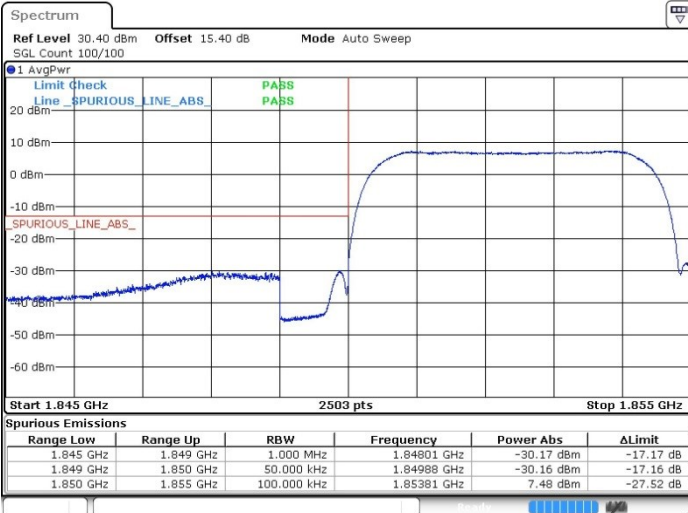




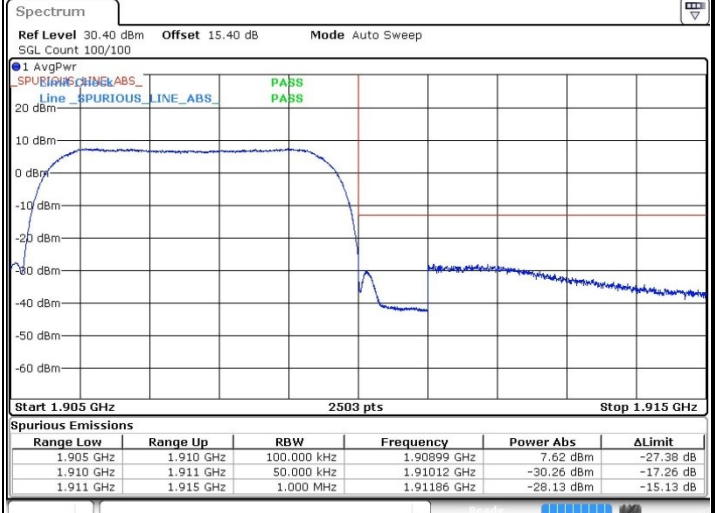
WCDMA Band II (RMC 12.2Kbps)

Lowest Band Edge

Highest Band Edge



Date: 8 AUG 2019 17:38:40



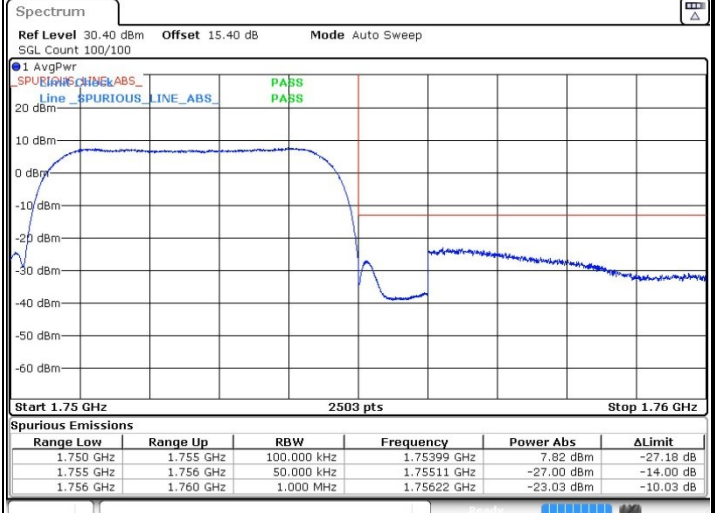
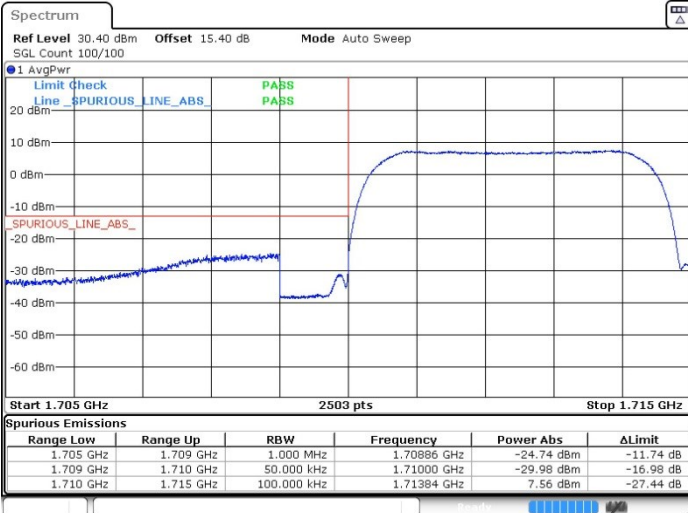
Date: 8 AUG 2019 17:39:18



WCDMA Band IV (RMC 12.2Kbps)

Lowest Band Edge

Highest Band Edge

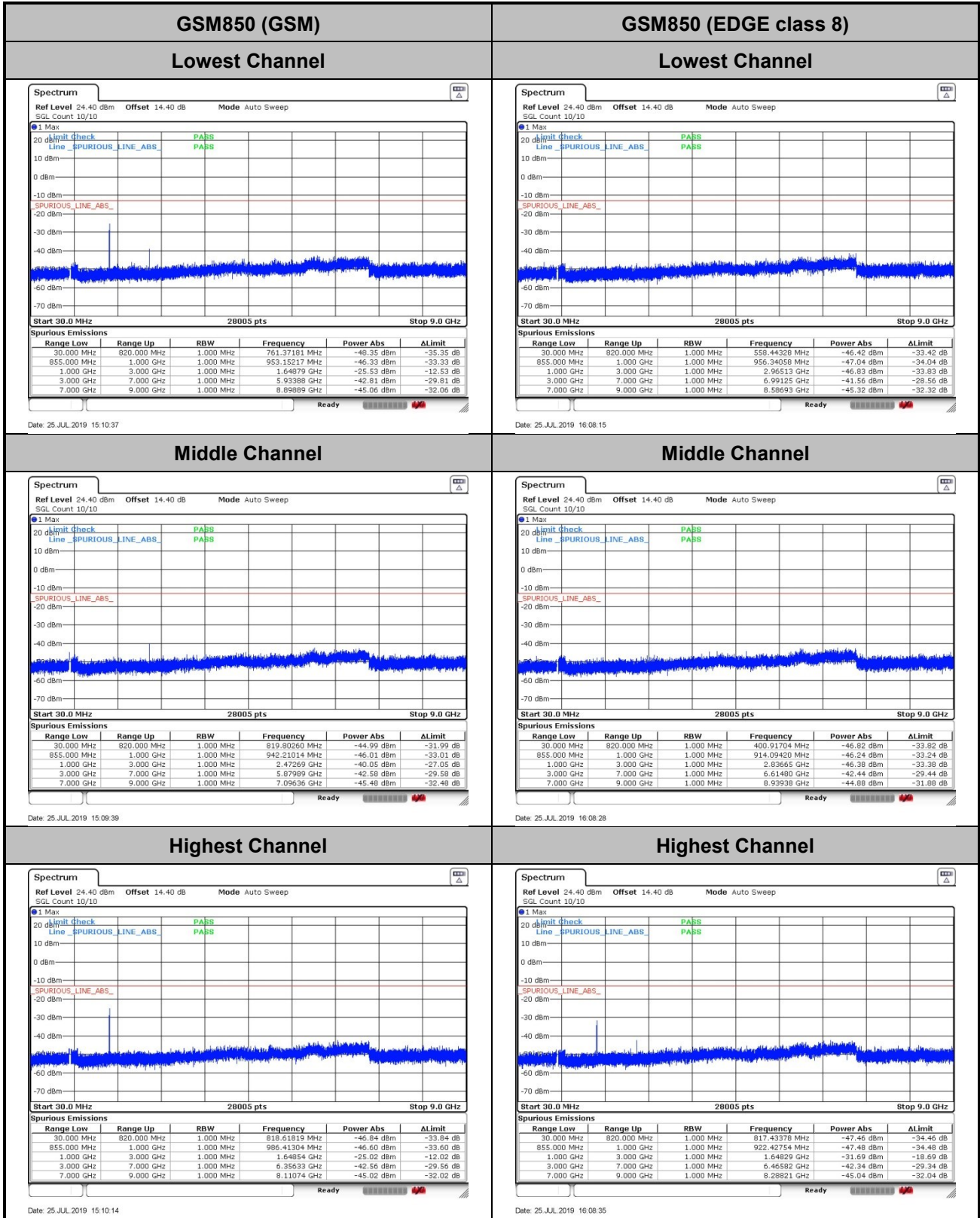


Date: 8 AUG 2019 18:04:48

Date: 8 AUG 2019 18:05:33



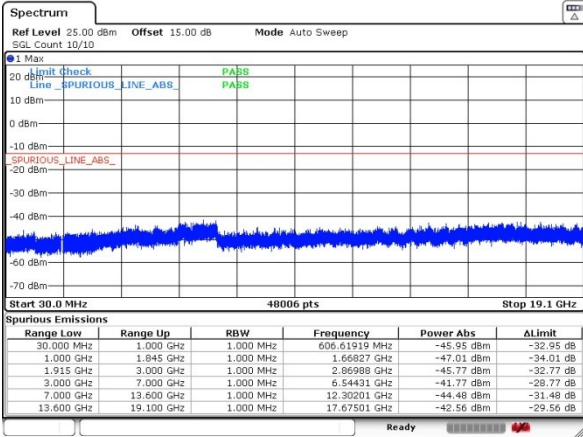
Conducted Spurious Emission





GSM1900 (GSM)

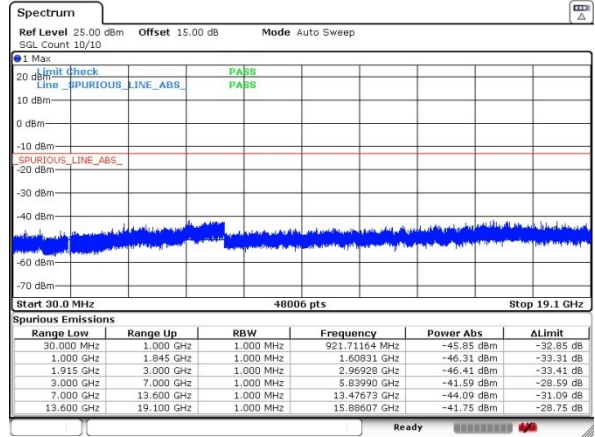
Lowest Channel



Date: 25 JUL 2019 17:20:17

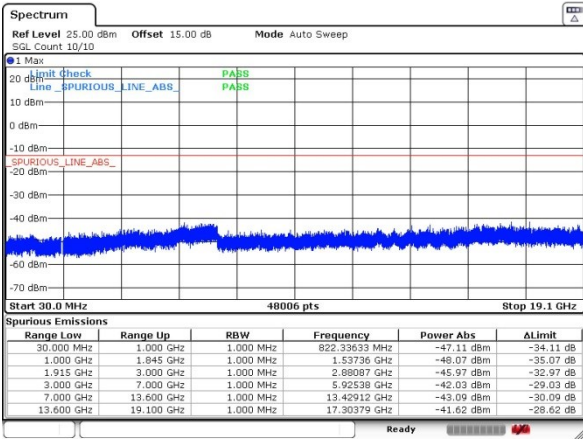
GSM1900 (EDGE class 8)

Lowest Channel



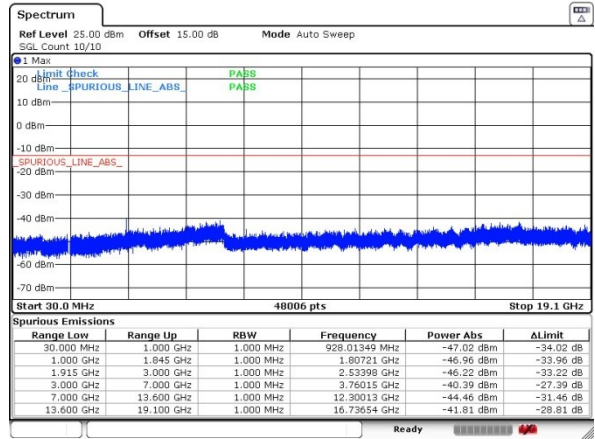
Date: 25 JUL 2019 17:41:57

Middle Channel



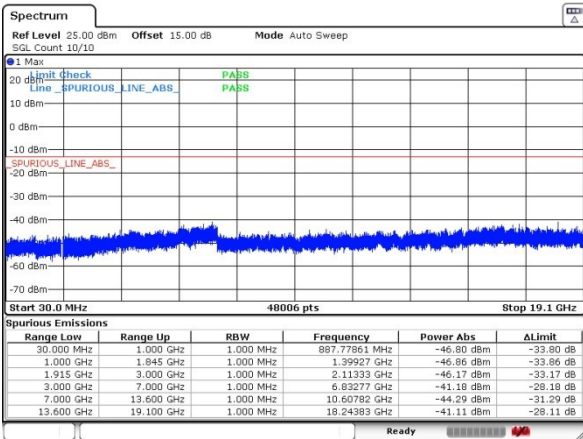
Date: 25 JUL 2019 17:20:40

Middle Channel



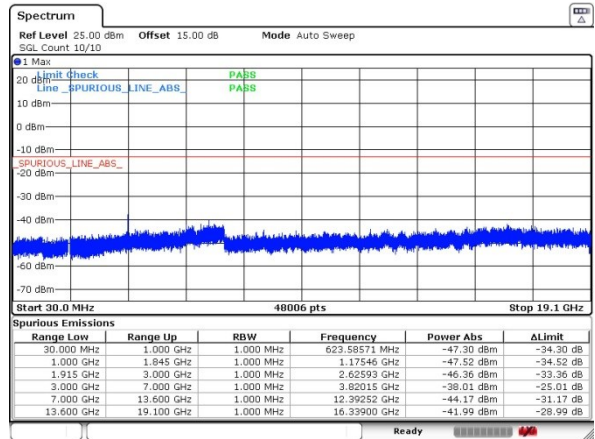
Date: 25 JUL 2019 17:42:19

Highest Channel



Date: 25 JUL 2019 17:20:53

Highest Channel

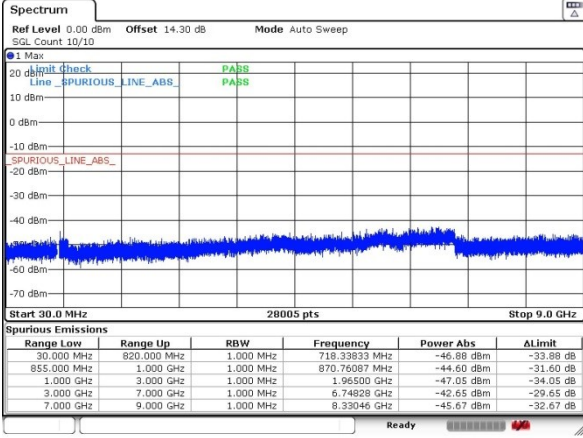


Date: 25 JUL 2019 17:42:33



WCDMA Band V (RMC 12.2Kbps)

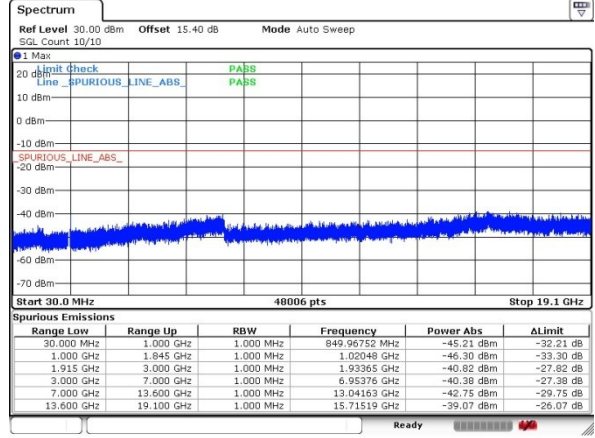
Lowest Channel



Date: 25 JUL 2019 18:14:38

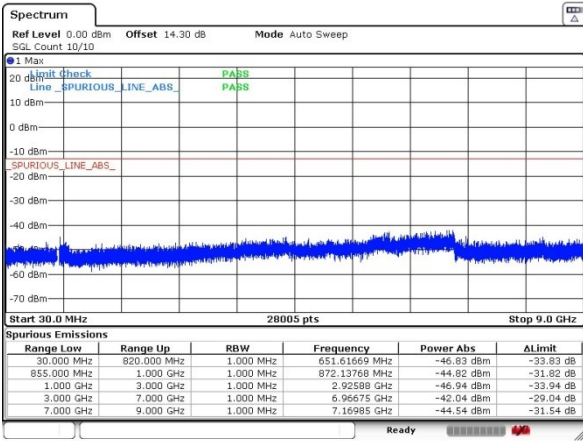
WCDMA Band II (RMC 12.2Kbps)

Lowest Channel



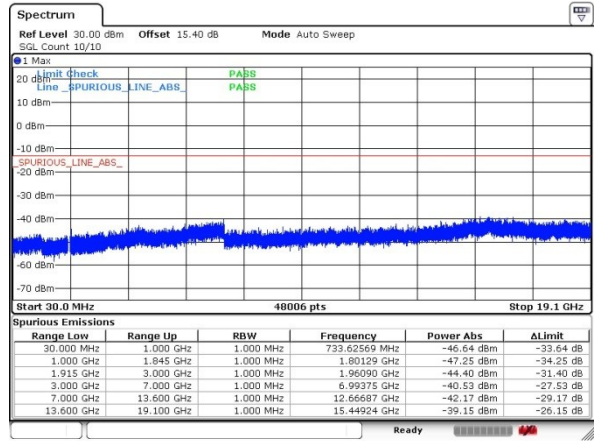
Date: 29 JUL 2019 15:27:59

Middle Channel



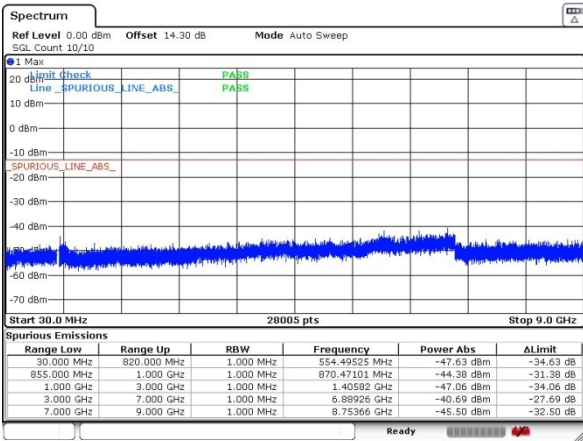
Date: 25 JUL 2019 18:14:55

Middle Channel



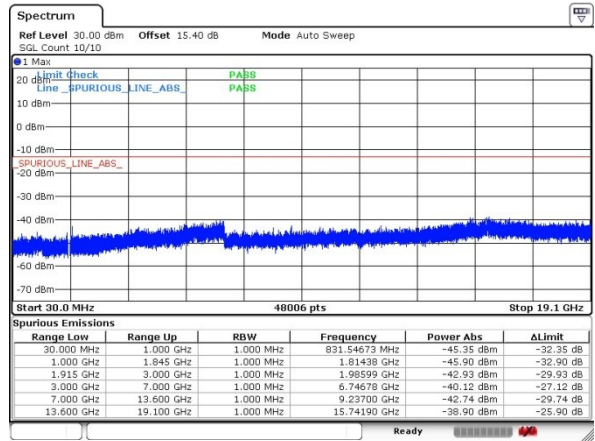
Date: 29 JUL 2019 15:28:21

Highest Channel



Date: 25 JUL 2019 18:15:04

Highest Channel

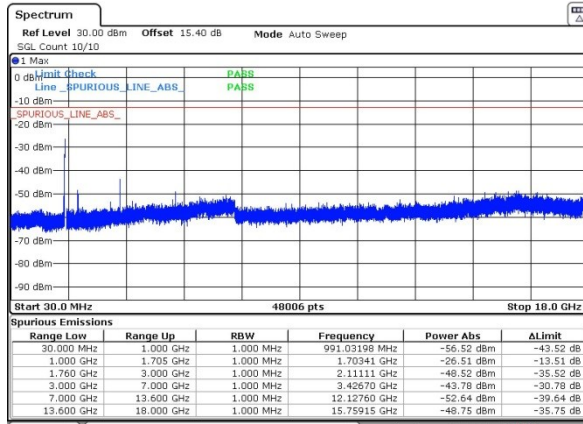


Date: 29 JUL 2019 15:28:37



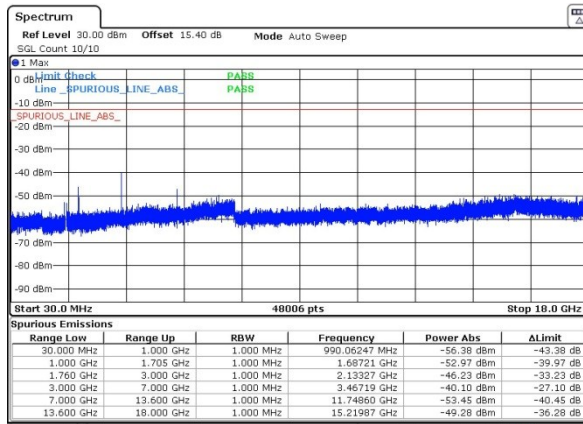
WCDMA Band IV (RMC 12.2Kbps)

Lowest Channel



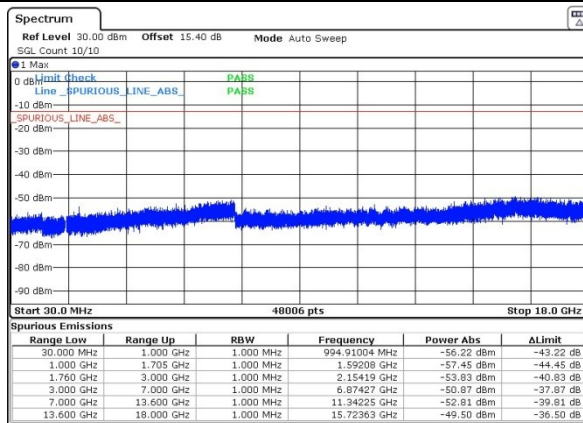
Date: 29.JUL.2019 16:18:12

Middle Channel



Date: 29.JUL.2019 16:18:43

Highest Channel



Date: 29.JUL.2019 16:22:04

**Frequency Stability**

Test Conditions	Middle Channel	GSM850 (GSM)	GSM850 (EDGE class 8)	Limit 2.5ppm
Temperature (°C)	Voltage (Volt)	Deviation (ppm)		Result
50	Normal Voltage	0.0107	0.0224	PASS
40	Normal Voltage	0.0032	0.0178	
30	Normal Voltage	0.0130	0.0087	
20(Ref.)	Normal Voltage	0.0000	0.0000	
10	Normal Voltage	0.0145	0.0155	
0	Normal Voltage	0.0076	0.0169	
-10	Normal Voltage	0.0175	0.0232	
-20	Normal Voltage	0.0159	0.0065	
-30	Normal Voltage	0.0143	0.0109	
20	Maximum Voltage	0.0096	0.0132	
20	Normal Voltage	0.0000	0.0000	
20	Battery End Point	0.0191	0.0034	

Note: Normal Voltage = 3.85V. ; Battery End Point (BEP) =3.5 V. ; Maximum Voltage =4.4V



Test Conditions	Middle Channel	GSM1900 (GSM)	GSM1900 (EDGE class 8)	Limit Note 2.
Temperature (°C)	Voltage (Volt)	Deviation (ppm)		Result
50	Normal Voltage	0.0058	0.0181	PASS
40	Normal Voltage	0.0015	0.0131	
30	Normal Voltage	0.0119	0.0023	
20(Ref.)	Normal Voltage	0.0000	0.0000	
10	Normal Voltage	0.0145	0.0112	
0	Normal Voltage	0.0136	0.0135	
-10	Normal Voltage	0.0089	0.0174	
-20	Normal Voltage	0.0021	0.0127	
-30	Normal Voltage	0.0117	0.0119	
20	Maximum Voltage	0.0000	0.0018	
20	Normal Voltage	0.0011	0.0000	
20	Battery End Point	0.0124	0.0027	

Note:

1. Normal Voltage = 3.85V. ; Battery End Point (BEP) =3.5 V. ; Maximum Voltage =4.4V
2. The frequency fundamental emissions stay within the authorized frequency block based on the frequency deviation measured is small.



Test Conditions	Middle Channel	WCDMA Band V (RMC 12.2Kbps)	Limit 2.5ppm
Temperature (°C)	Voltage (Volt)	Deviation (ppm)	Result
50	Normal Voltage	0.0088	PASS
40	Normal Voltage	0.0255	
30	Normal Voltage	0.0021	
20(Ref.)	Normal Voltage	0.0000	
10	Normal Voltage	0.0279	
0	Normal Voltage	0.0243	
-10	Normal Voltage	0.0068	
-20	Normal Voltage	0.0271	
-30	Normal Voltage	0.0034	
20	Maximum Voltage	0.0013	
20	Normal Voltage	0.0000	
20	Battery End Point	0.0263	

Note: Normal Voltage = 3.85V. ; Battery End Point (BEP) =3.5 V. ; Maximum Voltage =4.4V

Test Conditions	Middle Channel	WCDMA Band II (RMC 12.2Kbps)	Limit Note 2.
Temperature (°C)	Voltage (Volt)	Deviation (ppm)	Result
50	Normal Voltage	0.0019	PASS
40	Normal Voltage	0.0121	
30	Normal Voltage	0.0117	
20(Ref.)	Normal Voltage	0.0000	
10	Normal Voltage	0.0178	
0	Normal Voltage	0.0048	
-10	Normal Voltage	0.0143	
-20	Normal Voltage	0.0159	
-30	Normal Voltage	0.0028	
20	Maximum Voltage	0.0000	
20	Normal Voltage	0.0096	

Note:

1. Normal Voltage = 3.85V. ; Battery End Point (BEP) =3.5 V. ; Maximum Voltage =4.4V
2. The frequency fundamental emissions stay within the authorized frequency block based on the frequency deviation measured is small.



Test Conditions	Middle Channel	WCDMA Band IV (RMC 12.2Kbps)	Limit Note 2.
Temperature (°C)	Voltage (Volt)	Deviation (ppm)	Result
50	Normal Voltage	0.0035	PASS
40	Normal Voltage	0.0029	
30	Normal Voltage	0.0150	
20(Ref.)	Normal Voltage	0.0000	
10	Normal Voltage	0.0023	
0	Normal Voltage	0.0127	
-10	Normal Voltage	0.0035	
-20	Normal Voltage	0.0144	
-30	Normal Voltage	0.0046	
20	Maximum Voltage	0.0017	
20	Normal Voltage	0.0000	
20	Battery End Point	0.0035	

Note:

1. Normal Voltage = 3.85V. ; Battery End Point (BEP) =3.5 V. ; Maximum Voltage =4.4V
2. The frequency fundamental emissions stay within the authorized frequency block based on the frequency deviation measured is small.



Appendix B. Test Results of Radiated Test

Radiated Spurious Emission

GSM850 (GSM)								
Channel	Frequency (MHz)	ERP (dBm)	Limit (dBm)	Over Limit (dB)	S.G. Power (dBm)	TX Cable loss (dB)	TX Antenna Gain (dBi)	Polarization (H/V)
Middle	1672	-52.41	-13	-39.41	-59.38	1.58	10.70	H
	2510	-37.89	-13	-24.89	-46.14	2.102	12.50	H
	3345.6	-60.52	-13	-47.52	-69.41	2.856	13.90	H
	4182	-58.79	-13	-45.79	-67.25	2.689	13.30	H
	1672	-48.96	-13	-35.96	-55.93	1.58	10.70	V
	2510	-40.00	-13	-27.00	-48.25	2.10	12.50	V
	3348	-61.50	-13	-48.50	-70.39	2.86	13.90	V
	4182	-60.88	-13	-47.88	-69.34	2.69	13.30	V

Remark: Spurious emissions within 30-1000MHz were found more than 20dB below limit line.

GSM850 (EDGE class 8)								
Channel	Frequency (MHz)	ERP (dBm)	Limit (dBm)	Over Limit (dB)	S.G. Power (dBm)	TX Cable loss (dB)	TX Antenna Gain (dBi)	Polarization (H/V)
Middle	1672	-52.45	-13	-39.45	-59.42	1.58	10.70	H
	2510	-40.44	-13	-27.44	-48.69	2.102	12.50	H
	3348	-61.13	-13	-48.13	-70.02	2.856	13.90	H
	4182	-57.13	-13	-44.13	-65.59	2.689	13.30	H
	1672	-48.97	-13	-35.97	-55.94	1.58	10.70	V
	2510	-43.96	-13	-30.96	-52.21	2.10	12.50	V
	3348	-60.65	-13	-47.65	-69.54	2.86	13.90	V
	4182	-60.19	-13	-47.19	-68.65	2.69	13.30	V

Remark: Spurious emissions within 30-1000MHz were found more than 20dB below limit line.



GSM1900 (GSM)								
Channel	Frequency (MHz)	EIRP (dBm)	Limit (dBm)	Over Limit (dB)	S.G. Power (dBm)	TX Cable loss (dB)	TX Antenna Gain (dBi)	Polarization (H/V)
Middle	3759	-54.27	-13	-41.27	-66.53	2.641	14.90	H
	5640	-43.68	-13	-30.68	-55.54	2.94	14.80	H
	7524	-50.37	-13	-37.37	-60.14	3.39	13.16	H
	9400	-44.04	-13	-31.04	-54.52	4.00	14.48	H
	3759	-52.44	-13	-39.44	-64.70	2.64	14.90	V
	5640	-47.46	-13	-34.46	-59.32	2.94	14.80	V
	7524	-49.23	-13	-36.23	-59.00	3.39	13.16	V
	9400	-35.58	-13	-22.58	-46.06	4.00	14.48	V

Remark: Spurious emissions within 30-1000MHz were found more than 20dB below limit line.

GSM1900 (EDGE class 8)								
Channel	Frequency (MHz)	EIRP (dBm)	Limit (dBm)	Over Limit (dB)	S.G. Power (dBm)	TX Cable loss (dB)	TX Antenna Gain (dBi)	Polarization (H/V)
Middle	3759	-53.55	-13	-40.55	-65.81	2.641	14.90	H
	5640	-40.66	-13	-27.66	-52.52	2.94	14.80	H
	7524	-50.24	-13	-37.24	-60.01	3.39	13.16	H
	9400	-44.62	-13	-31.62	-55.10	4.00	14.48	H
	3760	-52.99	-13	-39.99	-65.25	2.64	14.90	V
	5640	-41.57	-13	-28.57	-53.43	2.94	14.80	V
	7524	-49.36	-13	-36.36	-59.13	3.39	13.16	V
	9396	-35.61	-13	-22.61	-46.09	4.00	14.48	V

Remark: Spurious emissions within 30-1000MHz were found more than 20dB below limit line.



WCDMA Band V(RMC 12.2Kbps)								
Channel	Frequency (MHz)	ERP (dBm)	Limit (dBm)	Over Limit (dB)	S.G. Power (dBm)	TX Cable loss (dB)	TX Antenna Gain (dBi)	Polarization (H/V)
Middle	1672	-67.97	-13	-54.97	-74.94	1.58	10.70	H
	2510	-63.02	-13	-50.02	-71.27	2.102	12.50	H
	3348	-63.72	-13	-50.72	-72.61	2.856	13.90	H
	1672	-67.09	-13	-54.09	-74.06	1.58	10.70	V
	2510	-60.52	-13	-47.52	-68.77	2.10	12.50	V
	3348	-64.16	-13	-51.16	-73.05	2.86	13.90	V

Remark: Spurious emissions within 30-1000MHz were found more than 20dB below limit line.

WCDMA Band II(RMC 12.2Kbps)								
Channel	Frequency (MHz)	EIRP (dBm)	Limit (dBm)	Over Limit (dB)	S.G. Power (dBm)	TX Cable loss (dB)	TX Antenna Gain (dBi)	Polarization (H/V)
Middle	3759	-56.91	-13	-43.91	-69.17	2.641	14.90	H
	5640	-55.08	-13	-42.08	-66.94	2.94	14.80	H
	7524	-49.96	-13	-36.96	-59.73	3.39	13.16	H
	3760	-56.54	-13	-43.54	-68.80	2.64	14.90	V
	5640	-54.94	-13	-41.94	-66.80	2.94	14.80	V
	7524	-49.27	-13	-36.27	-59.04	3.39	13.16	V

Remark: Spurious emissions within 30-1000MHz were found more than 20dB below limit line.

WCDMA Band IV(RMC 12.2Kbps)								
Channel	Frequency (MHz)	EIRP (dBm)	Limit (dBm)	Over Limit (dB)	S.G. Power (dBm)	TX Cable loss (dB)	TX Antenna Gain (dBi)	Polarization (H/V)
Middle	3465	-60.88	-13	-47.88	-71.62	2.604	13.34	H
	5197.8	-55.51	-13	-42.51	-66.02	3.011	13.52	H
	6936	-52.44	-13	-39.44	-62.64	3.271	13.47	H
	3465.2	-61.11	-13	-48.11	-71.85	2.604	13.34	V
	5199	-55.15	-13	-42.15	-65.66	3.011	13.52	V
	6936	-52.14	-13	-39.14	-62.34	3.271	13.47	V

Remark: Spurious emissions within 30-1000MHz were found more than 20dB below limit line.