
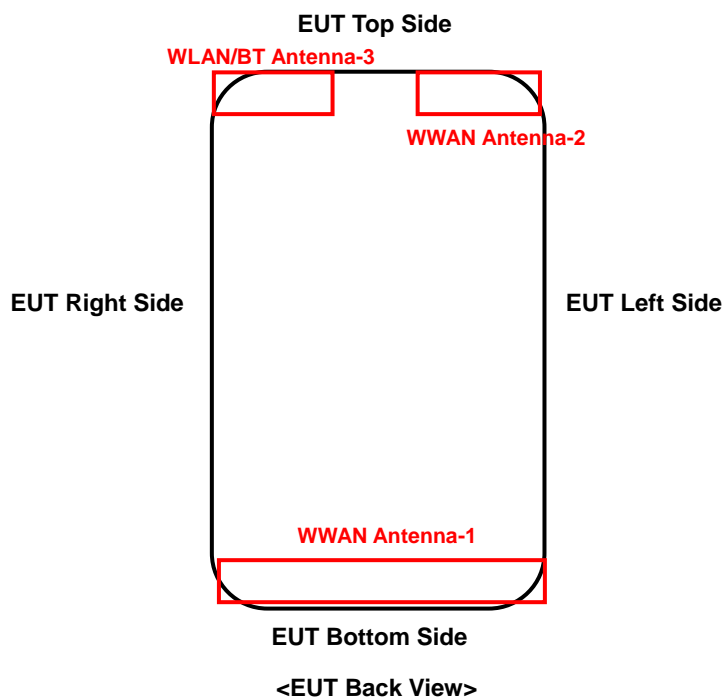


<Photographs of EUT>



<Antenna Location>



The separation distance for antenna to edge:

Antenna	Overall diagonal(mm)	Display diagonal(mm)	To Left Side (mm)	To Right Side (mm)	To Top Side (mm)	To Bottom Side (mm)
WWAN Antenna-1	178	168	0	0	157.93	0
WWAN Antenna-2			0	43.35	0	155.46
WLAN/BT Antenna-3			42.82	0	0	161.41


Antenna	Supported bands
WWAN Antenna-1	GSM850/1900, WCDMA II/IV/V, LTE Band 2/4/5/7/38/41/66
WWAN Antenna-2	GSM850/1900, WCDMA II/IV/V, LTE Band 2/4/5/7/38/41/66
WLAN/BT Antenna-3	WLAN 2.4G/5G, BT




BUREAU
VERITAS




<Photographs of SAR Setup>




Right Cheek




Left Cheek




Right Tilted



Left Tilted



Rear Face of EUT with 1.0 cm Gap



Top Side of EUT with 1.0 cm Gap



BUREAU
VERITAS

FCC SAR Test Report




Certificate #6613.01




Top Side of EUT with 1.9 cm Gap



Bottom Side of EUT with 1.0 cm Gap



Top Side of EUT with 0 cm Gap



Bottom Side of EUT with 0 cm Gap