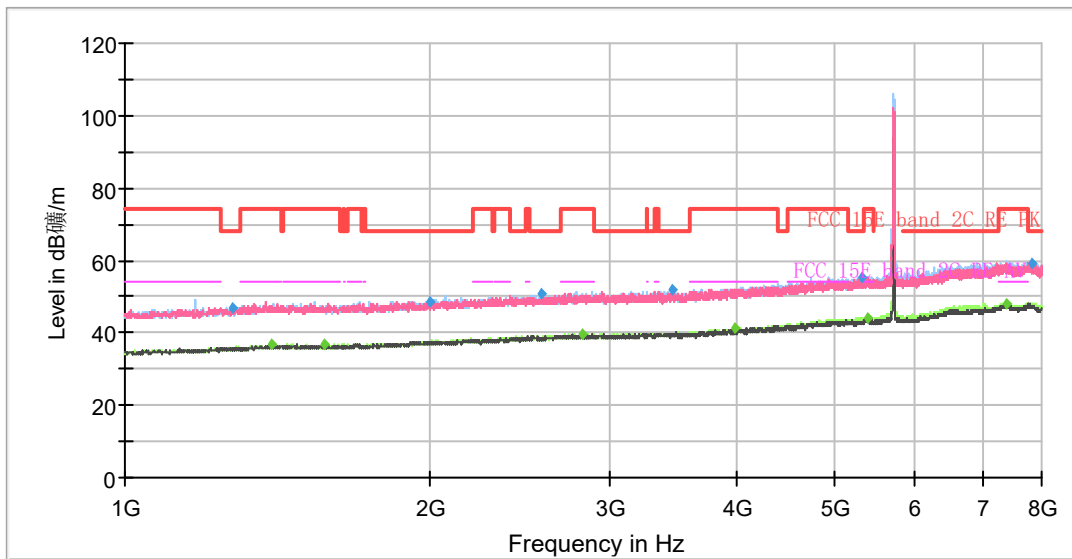
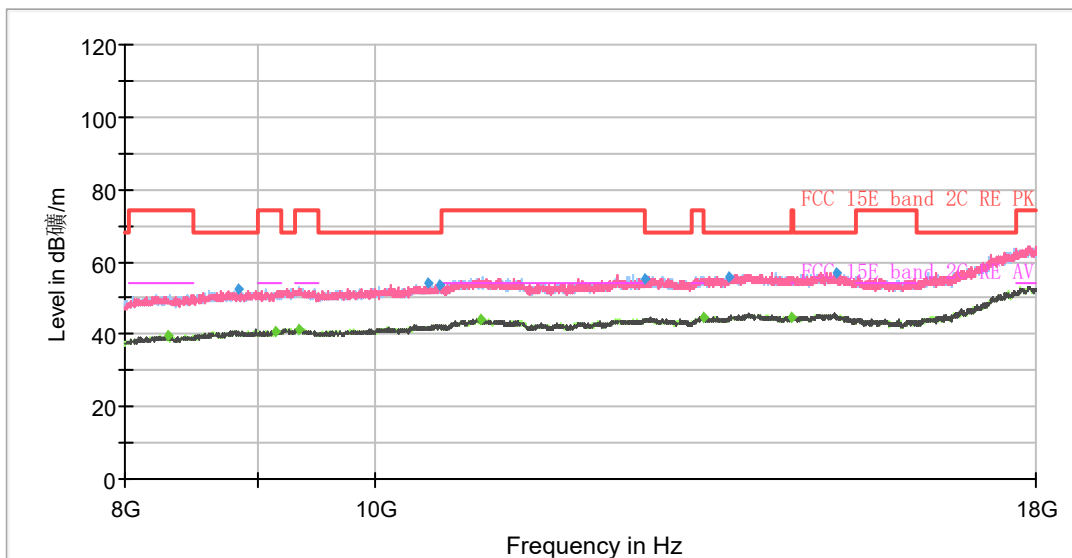




802.11a CH144



Radiates Emission from 1GHz to 8GHz
Note: The signal beyond the limit is carrier.



Radiates Emission from 8GHz to 18GHz



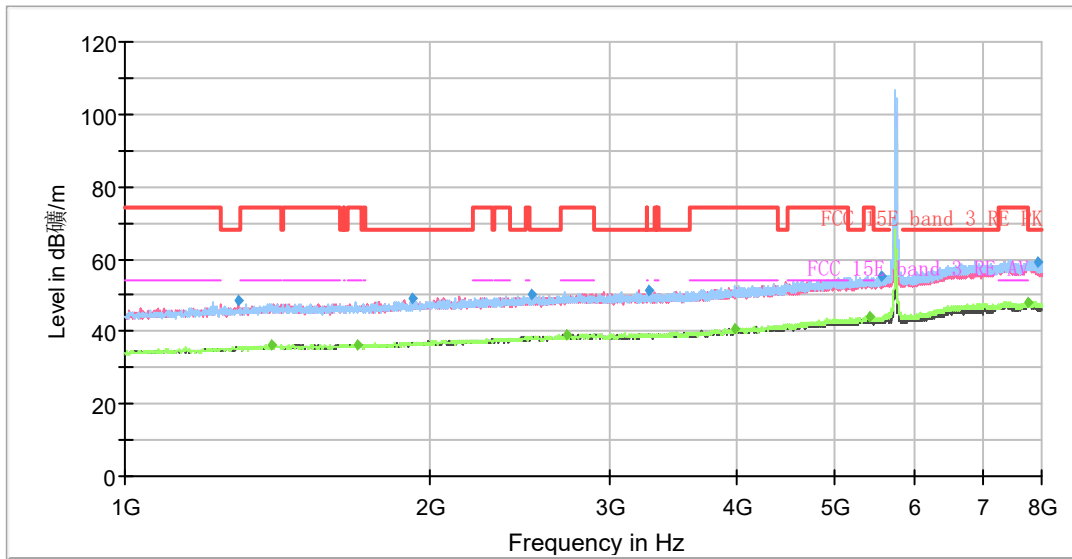
Frequency (MHz)	MaxPeak (dB μ V/m)	Average (dB μ V/m)	Limit (dB μ V/m)	Margin (dB)	Meas. Time (ms)	Height (cm)	Pol	Azimuth (deg)	Corr. (dB/m)
1278.25	47.12	---	68.20	21.08	500.00	200.0	H	6.00	-8
1392.88	---	36.62	54.00	17.38	500.00	200.0	H	0.00	-7
1574.88	---	36.87	54.00	17.13	500.00	100.0	H	276.00	-6
1994.88	48.76	---	68.20	19.44	500.00	100.0	H	0.00	-5
2572.38	50.92	---	68.20	17.28	500.00	100.0	H	0.00	-4
2824.38	---	39.68	54.00	14.32	500.00	200.0	H	119.00	-3
3466.63	51.69	---	68.20	16.51	500.00	200.0	V	273.00	-3
3985.50	---	41.33	54.00	12.67	500.00	200.0	H	207.00	-1
5325.13	55.30	---	68.20	12.90	500.00	100.0	H	352.00	4
5392.50	---	44.31	54.00	9.69	500.00	200.0	H	2.00	4
7370.88	---	48.20	54.00	5.80	500.00	200.0	H	58.00	9
7832.00	59.37	---	68.20	8.83	500.00	200.0	H	4.00	9

Remark: 1. Correction Factor = Antenna factor + Insertion loss (cable loss + amplifier gain)

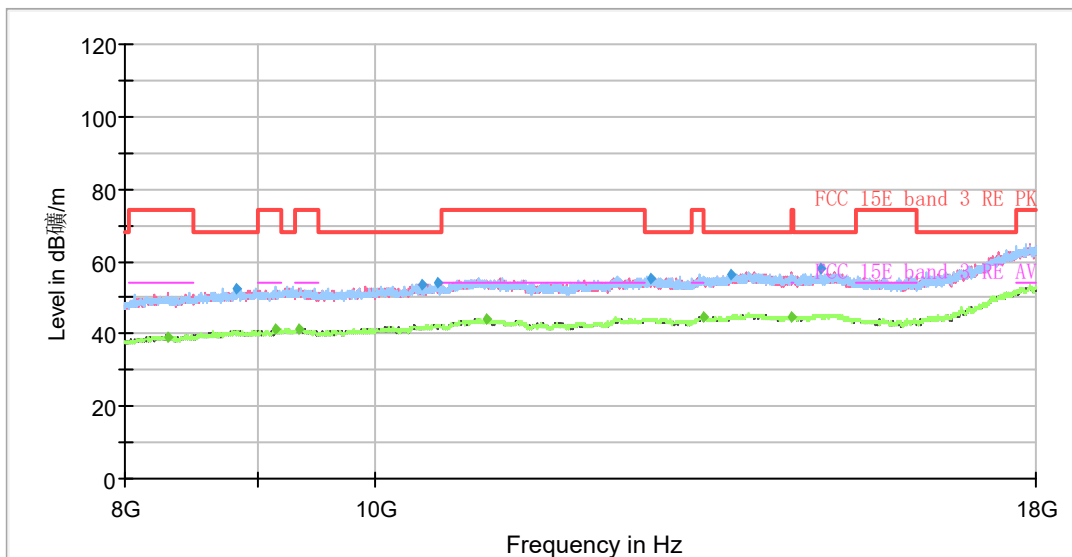
2. Margin = Limit - MAX Peak/ Average



802.11a CH149



Radiates Emission from 1GHz to 8GHz
Note: The signal beyond the limit is carrier.



Radiates Emission from 8GHz to 18GHz

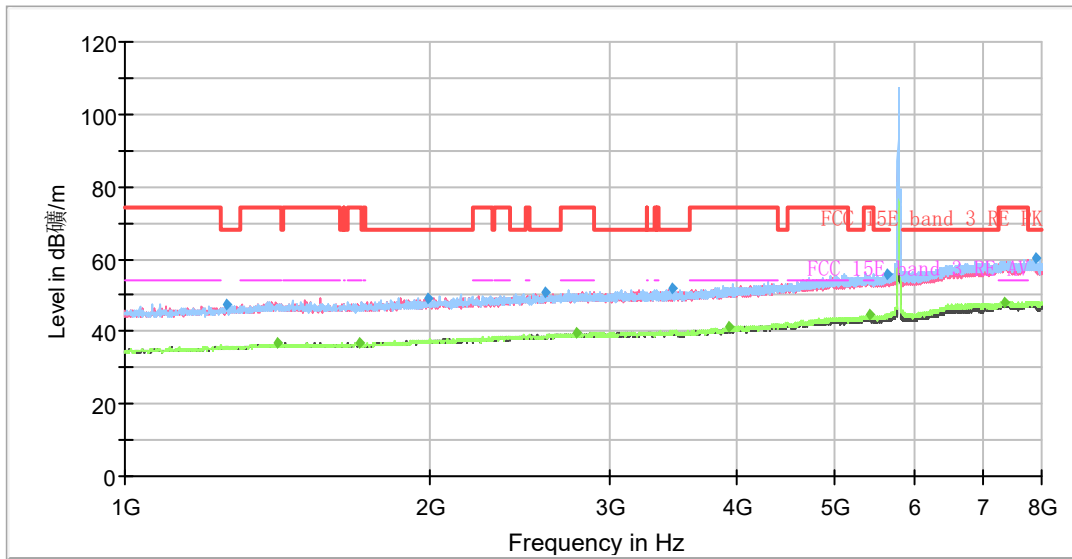


Frequency (MHz)	MaxPeak (dB μ V/m)	Average (dB μ V/m)	Limit (dB μ V/m)	Margin (dB)	Meas. Time (ms)	Height (cm)	Pol	Azimuth (deg)	Corr. (dB/m)
1291.38	48.77	---	68.20	19.43	500.00	200.0	V	118.00	-8
1395.50	---	36.30	54.00	17.70	500.00	200.0	V	97.00	-7
1691.25	---	36.54	54.00	17.46	500.00	100.0	V	359.00	-6
1922.25	49.01	---	68.20	19.19	500.00	200.0	V	0.00	-5
2519.00	50.45	---	68.20	17.75	500.00	100.0	V	294.00	-4
2723.75	---	39.13	54.00	14.87	500.00	200.0	V	187.00	-4
3275.00	51.42	---	68.20	16.78	500.00	100.0	V	247.00	-3
3987.25	---	40.64	54.00	13.36	500.00	100.0	H	0.00	-1
5403.88	---	44.03	54.00	9.97	500.00	100.0	H	17.00	4
5553.50	55.35	---	68.20	12.85	500.00	200.0	H	349.00	4
7738.38	---	47.92	54.00	6.09	500.00	100.0	H	154.00	9
7932.63	59.40	---	68.20	8.80	500.00	100.0	H	0.00	9

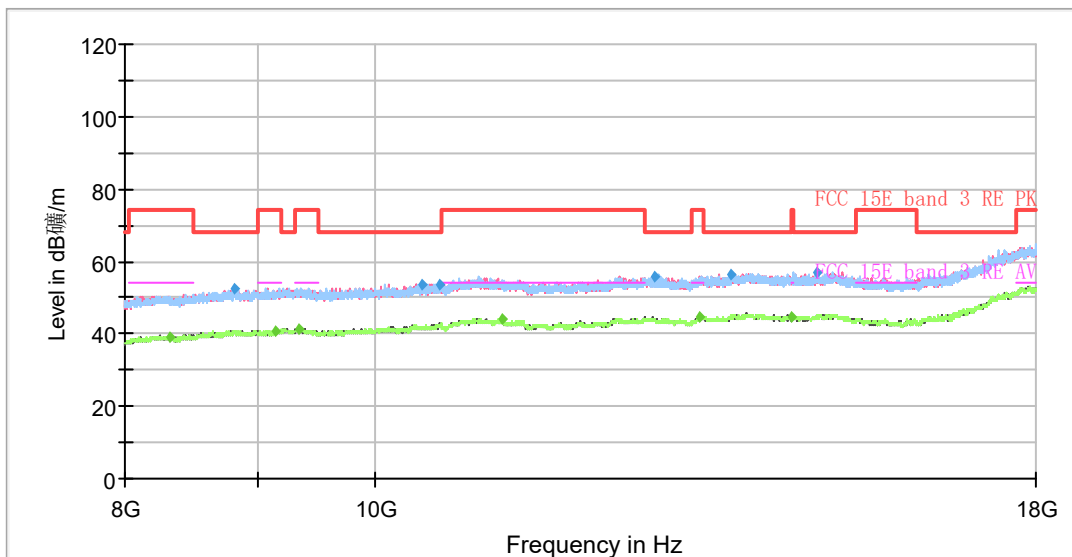
Remark: 1. Correction Factor = Antenna factor + Insertion loss (cable loss + amplifier gain)

2. Margin = Limit - MAX Peak/ Average

802.11a CH157



Radiates Emission from 1GHz to 8GHz
 Note: The signal beyond the limit is carrier.



Radiates Emission from 8GHz to 18GHz



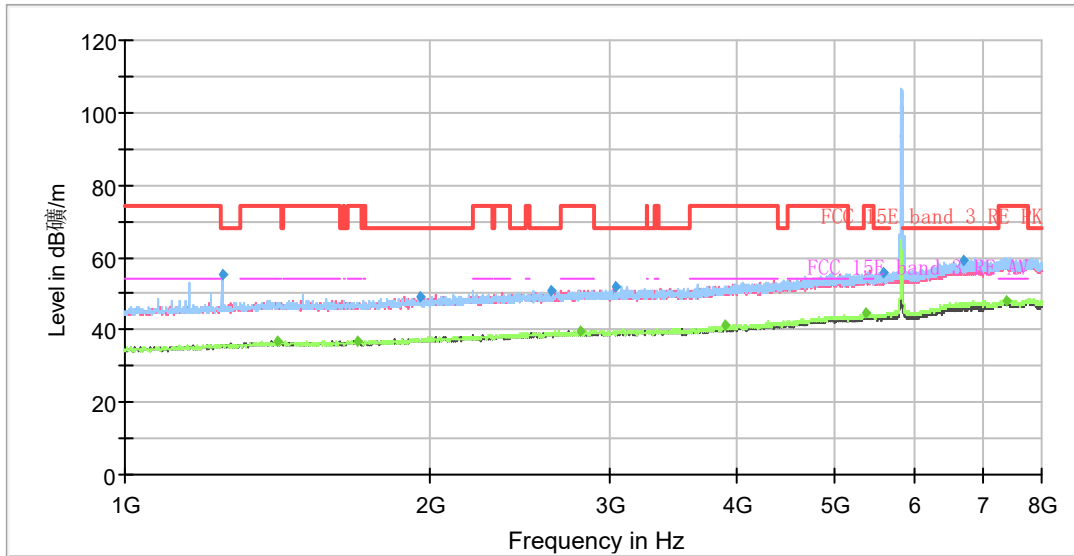
Frequency (MHz)	MaxPeak (dB μ V/m)	Average (dB μ V/m)	Limit (dB μ V/m)	Margin (dB)	Meas. Time (ms)	Height (cm)	Pol	Azimuth (deg)	Corr. (dB/m)
1259.00	47.48	---	68.20	20.72	500.00	200.0	H	208.00	-8
1413.00	---	37.08	54.00	16.92	500.00	100.0	V	0.00	-7
1706.13	---	36.70	54.00	17.30	500.00	100.0	V	95.00	-6
1992.25	49.35	---	68.20	18.85	500.00	200.0	H	358.00	-5
2591.63	50.60	---	68.20	17.60	500.00	200.0	H	356.00	-4
2786.75	---	39.68	54.00	14.32	500.00	100.0	H	0.00	-3
3460.50	51.84	---	68.20	16.36	500.00	200.0	H	0.00	-3
3937.38	---	41.45	54.00	12.55	500.00	100.0	H	144.00	-1
5407.38	---	44.42	54.00	9.58	500.00	100.0	H	138.00	4
5644.50	55.73	---	68.20	12.47	500.00	200.0	H	331.00	4
7349.88	---	48.20	54.00	5.80	500.00	100.0	H	2.00	9
7891.50	60.06	---	68.20	8.14	500.00	100.0	H	186.00	9

Remark: 1. Correction Factor = Antenna factor + Insertion loss (cable loss + amplifier gain)

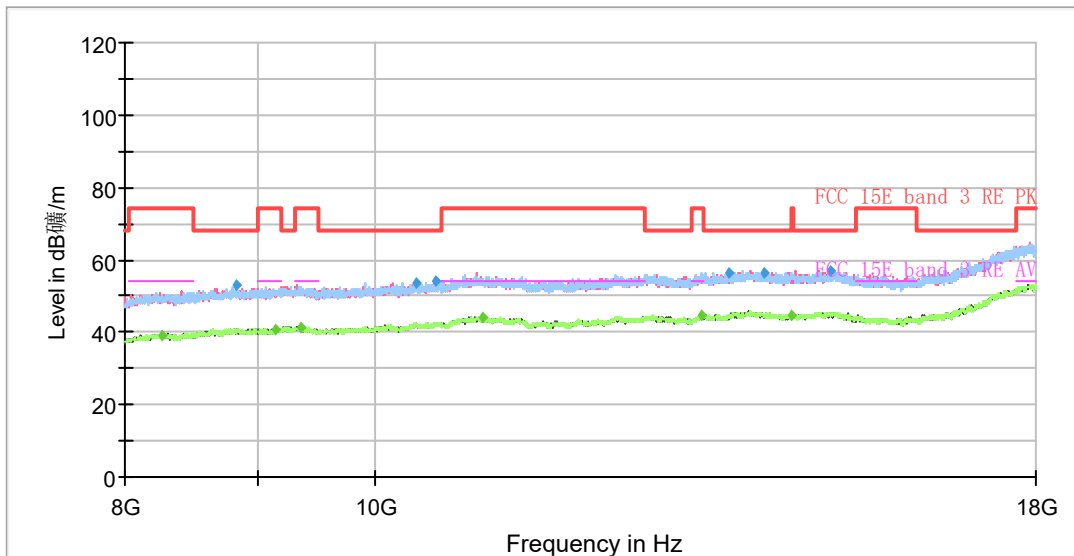
2. Margin = Limit - MAX Peak/ Average



802.11a CH165



Radiates Emission from 1GHz to 8GHz
Note: The signal beyond the limit is carrier.



Radiates Emission from 8GHz to 18GHz

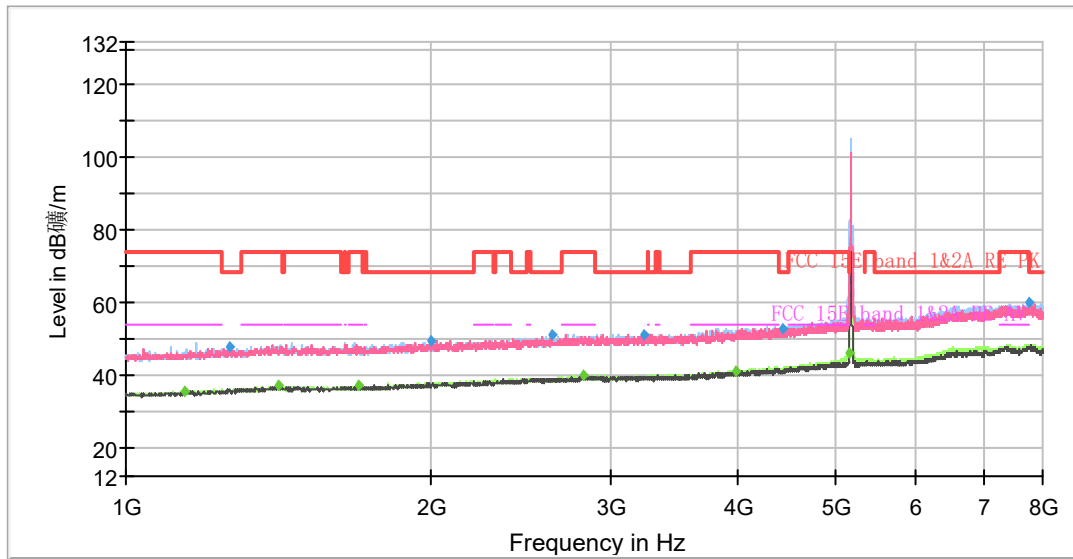


Frequency (MHz)	MaxPeak (dB μ V/m)	Average (dB μ V/m)	Limit (dB μ V/m)	Margin (dB)	Meas. Time (ms)	Height (cm)	Pol	Azimuth (deg)	Corr. (dB/m)
1245.88	55.21	---	68.20	12.99	500.00	100.0	H	148.00	-8
1412.13	---	36.68	54.00	17.32	500.00	200.0	H	342.00	-7
1696.50	---	36.79	54.00	17.21	500.00	100.0	V	232.00	-6
1952.00	49.18	---	68.20	19.02	500.00	100.0	V	327.00	-5
2633.63	50.68	---	68.20	17.52	500.00	200.0	H	356.00	-4
2812.13	---	39.63	54.00	14.37	500.00	100.0	H	127.00	-3
3048.38	52.16	---	68.20	16.04	500.00	100.0	V	185.00	-3
3905.88	---	41.18	54.00	12.82	500.00	100.0	H	0.00	-1
5369.75	---	44.49	54.00	9.51	500.00	100.0	H	0.00	4
5589.38	55.76	---	68.20	12.44	500.00	100.0	H	262.00	4
6691.00	59.04	---	68.20	9.16	500.00	100.0	H	100.00	8
7381.38	---	48.16	54.00	5.84	500.00	100.0	H	114.00	9

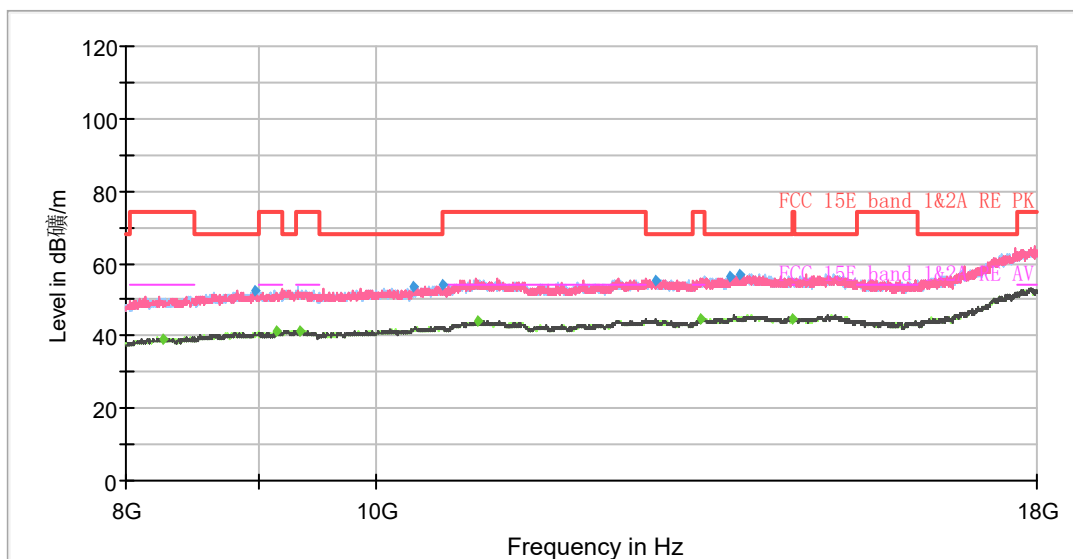
Remark: 1. Correction Factor = Antenna factor + Insertion loss (cable loss + amplifier gain)

2. Margin = Limit - MAX Peak/ Average

802.11n (HT20) CH36



Radiates Emission from 1GHz to 8GHz
Note: The signal beyond the limit is carrier.



Radiates Emission from 8GHz to 18GHz

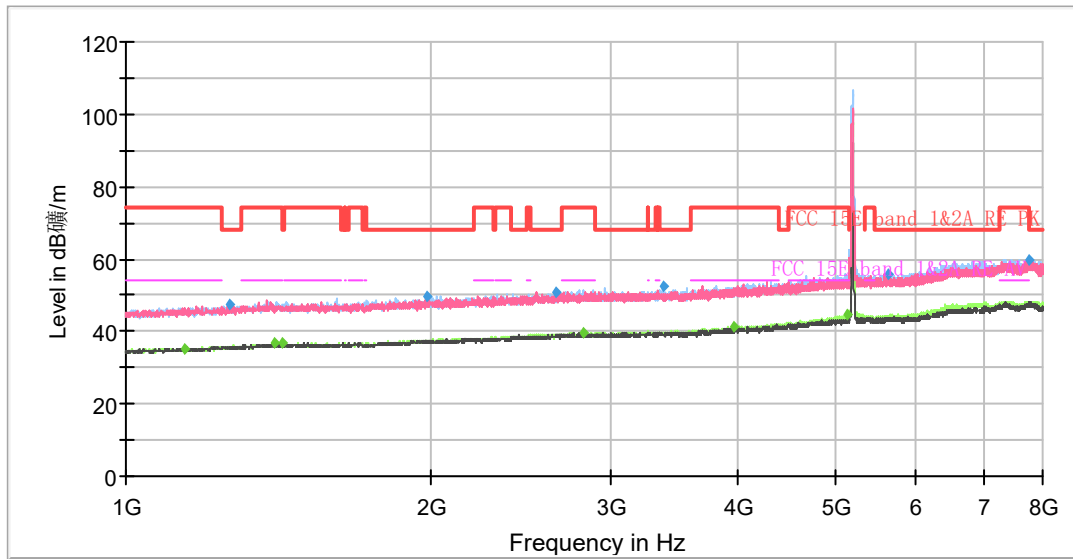


Frequency (MHz)	MaxPeak (dB μ V/m)	Average (dB μ V/m)	Limit (dB μ V/m)	Margin (dB)	Meas. Time (ms)	Height (cm)	Pol	Azimuth (deg)	Corr. (dB/m)
1141.75	---	35.49	54.00	18.51	500.00	200.0	V	190.00	-9
1263.38	47.82	---	68.20	20.38	500.00	200.0	H	87.00	-8
1413.00	---	36.92	54.00	17.08	500.00	100.0	H	318.00	-7
1693.88	---	36.85	54.00	17.15	500.00	100.0	H	173.00	-6
1993.13	49.49	---	68.20	18.71	500.00	100.0	V	180.00	-5
2631.88	50.98	---	68.20	17.22	500.00	100.0	V	4.00	-4
2827.88	---	39.80	54.00	14.20	500.00	200.0	H	155.00	-3
3241.75	51.31	---	68.20	16.89	500.00	200.0	H	1.00	-3
3985.50	---	41.04	54.00	12.96	500.00	100.0	V	0.00	-1
4441.38	52.97	---	68.20	15.23	500.00	200.0	V	0.00	1
5149.25	---	45.92	54.00	8.08	500.00	100.0	H	348.00	3
7766.38	59.79	---	68.20	8.41	500.00	200.0	V	95.00	9

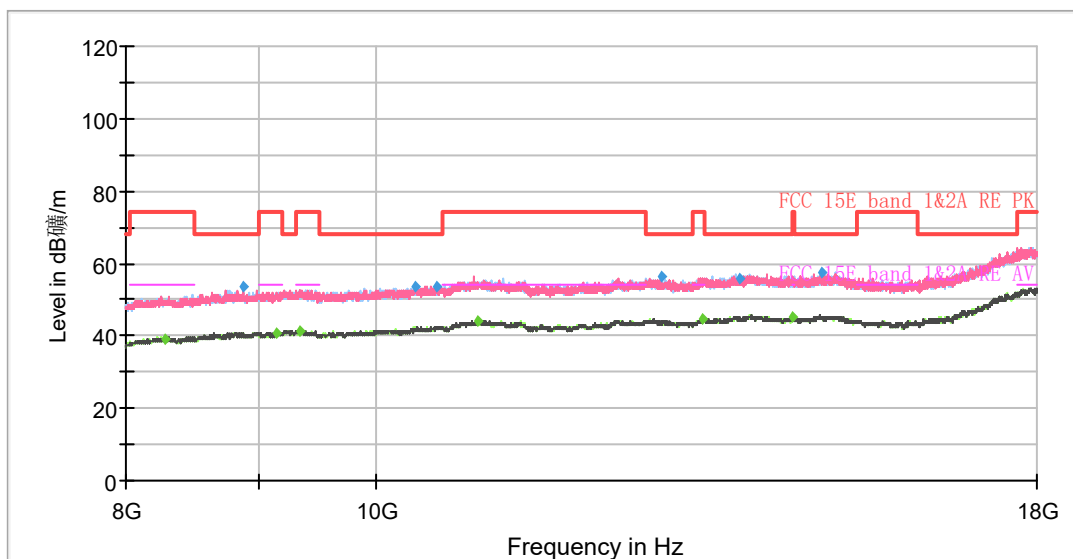
Remark: 1. Correction Factor = Antenna factor + Insertion loss (cable loss + amplifier gain)

2. Margin = Limit - MAX Peak/ Average

802.11n (HT20) CH40



Radiates Emission from 1GHz to 8GHz
Note: The signal beyond the limit is carrier.



Radiates Emission from 8GHz to 18GHz



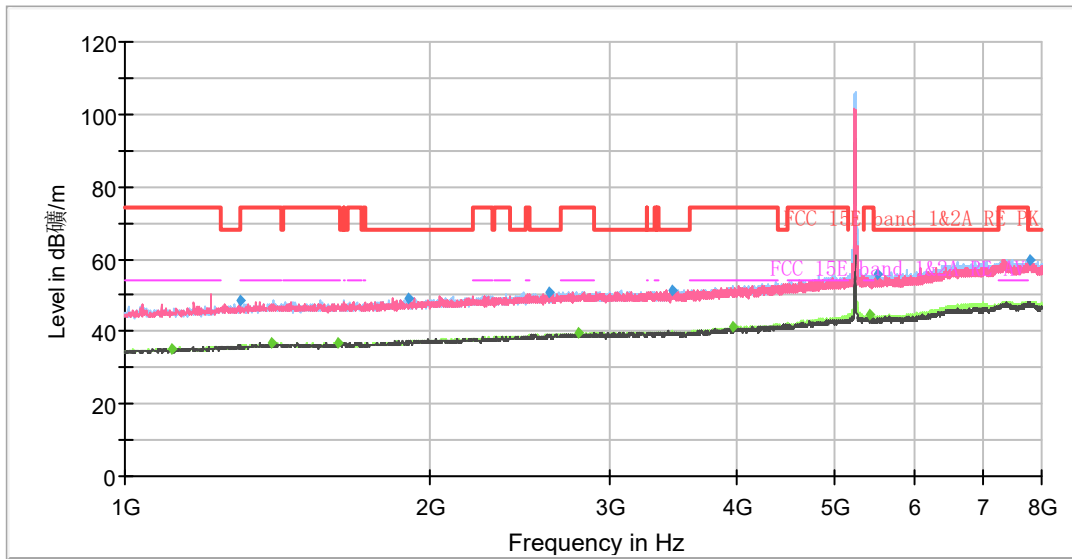
Frequency (MHz)	MaxPeak (dB μ V/m)	Average (dB μ V/m)	Limit (dB μ V/m)	Margin (dB)	Meas. Time (ms)	Height (cm)	Pol	Azimuth (deg)	Corr. (dB/m)
1142.63	---	35.02	54.00	18.98	500.00	200.0	H	25.00	-9
1263.38	47.19	---	68.20	21.01	500.00	200.0	H	50.00	-8
1400.75	---	36.83	54.00	17.17	500.00	200.0	H	32.00	-7
1426.13	---	36.80	54.00	17.20	500.00	200.0	H	111.00	-7
1979.13	49.64	---	68.20	18.56	500.00	100.0	H	109.00	-5
2658.13	51.06	---	68.20	17.14	500.00	200.0	H	5.00	-4
2818.25	---	39.69	54.00	14.31	500.00	100.0	H	303.00	-3
3377.38	52.28	---	68.20	15.92	500.00	200.0	H	1.00	-3
3962.75	---	41.20	54.00	12.80	500.00	200.0	H	125.00	-1
5144.00	---	44.80	54.00	9.20	500.00	100.0	H	338.00	3
5627.00	55.65	---	68.20	12.55	500.00	100.0	H	95.00	4
7756.75	59.47	---	68.20	8.73	500.00	200.0	V	0.00	9

Remark: 1. Correction Factor = Antenna factor + Insertion loss (cable loss + amplifier gain)

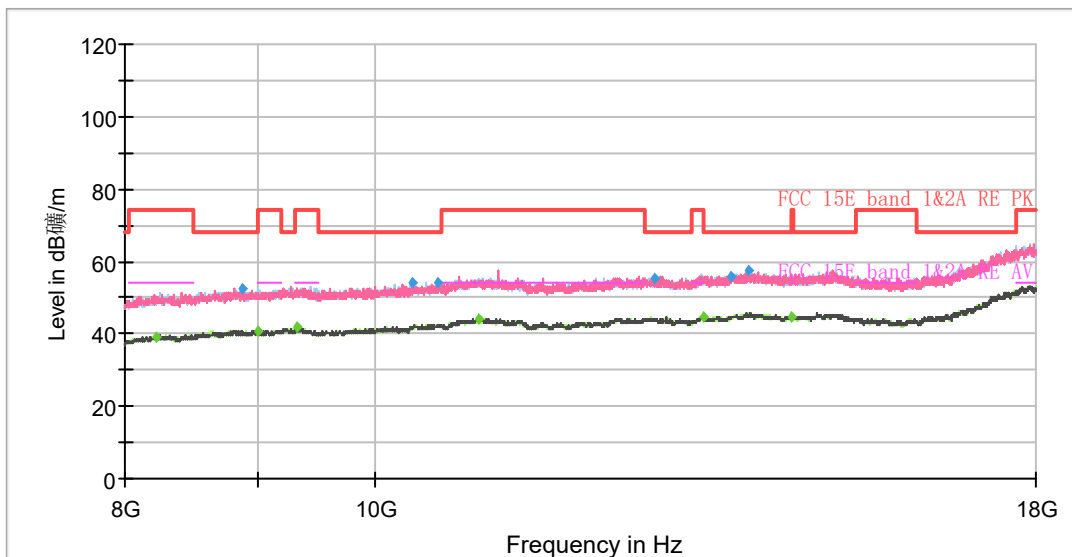
2. Margin = Limit - MAX Peak/ Average



802.11n (HT20) CH48



Radiates Emission from 1GHz to 8GHz
Note: The signal beyond the limit is carrier.



Radiates Emission from 8GHz to 18GHz



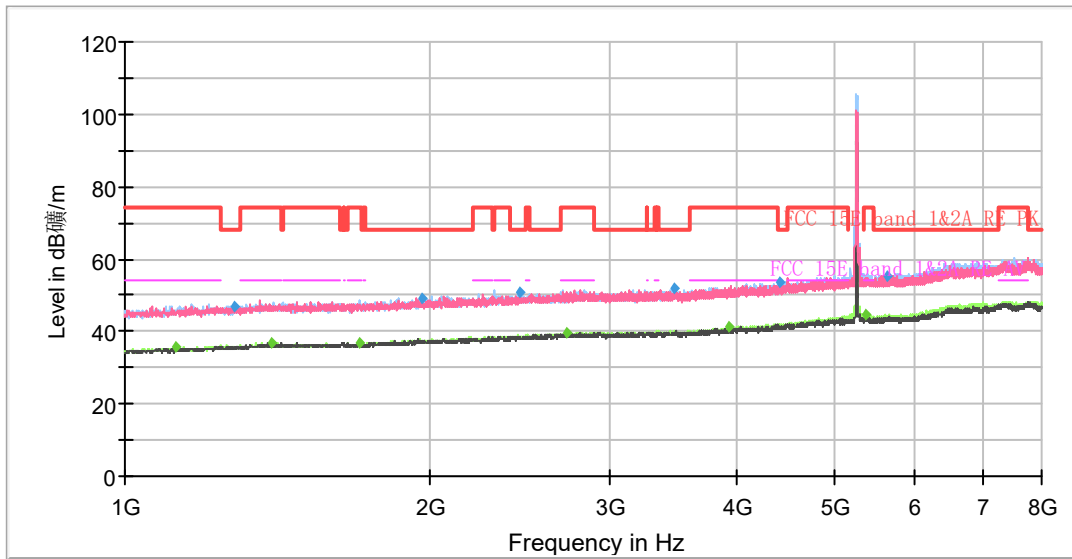
Frequency (MHz)	MaxPeak (dB μ V/m)	Average (dB μ V/m)	Limit (dB μ V/m)	Margin (dB)	Meas. Time (ms)	Height (cm)	Pol	Azimuth (deg)	Corr. (dB/m)
1112.00	---	34.96	54.00	19.04	500.00	100.0	V	0.00	-9
1296.63	48.37	---	68.20	19.83	500.00	100.0	V	152.00	-7
1392.88	---	36.63	54.00	17.37	500.00	100.0	V	104.00	-7
1623.00	---	36.87	54.00	17.13	500.00	100.0	V	219.00	-6
1902.13	49.23	---	68.20	18.97	500.00	200.0	H	45.00	-5
2620.50	50.82	---	68.20	17.38	500.00	200.0	H	0.00	-4
2801.63	---	39.49	54.00	14.51	500.00	200.0	V	174.00	-3
3465.75	51.56	---	68.20	16.64	500.00	200.0	H	65.00	-3
3969.75	---	41.06	54.00	12.94	500.00	100.0	H	0.00	-1
5417.00	---	44.46	54.00	9.54	500.00	200.0	H	0.00	4
5507.13	55.72	---	68.20	12.48	500.00	200.0	H	79.00	4
7779.50	59.62	---	68.20	8.58	500.00	200.0	H	10.00	9

Remark: 1. Correction Factor = Antenna factor + Insertion loss (cable loss + amplifier gain)

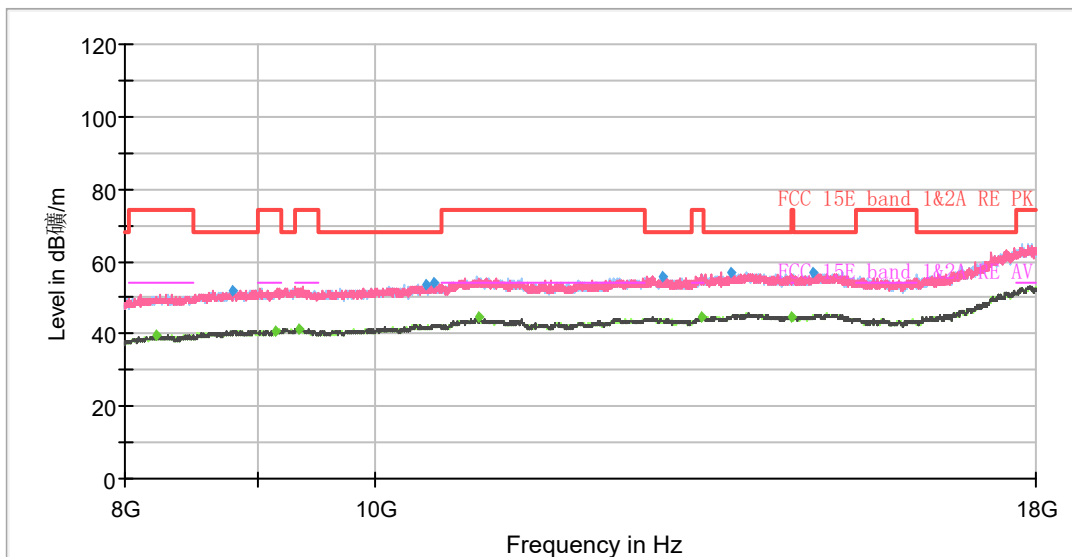
2. Margin = Limit –MAX Peak/ Average



802.11n (HT20) CH52



Radiates Emission from 1GHz to 8GHz
Note: The signal beyond the limit is carrier.



Radiates Emission from 8GHz to 18GHz



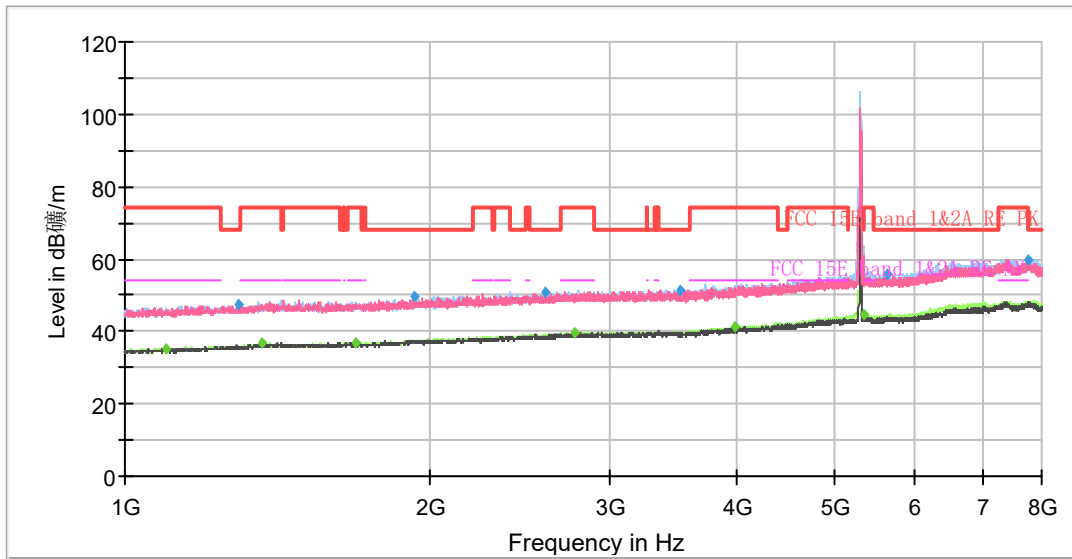
Frequency (MHz)	MaxPeak (dB μ V/m)	Average (dB μ V/m)	Limit (dB μ V/m)	Margin (dB)	Meas. Time (ms)	Height (cm)	Pol	Azimuth (deg)	Corr. (dB/m)
1121.63	---	35.49	54.00	18.51	500.00	200.0	V	263.00	-9
1280.88	47.08	---	68.20	21.12	500.00	200.0	H	12.00	-8
1392.00	---	36.77	54.00	17.23	500.00	200.0	H	270.00	-7
1703.50	---	36.76	54.00	17.24	500.00	200.0	V	290.00	-6
1964.25	49.26	---	68.20	18.94	500.00	200.0	H	216.00	-5
2446.38	50.97	---	68.20	17.23	500.00	200.0	H	158.00	-4
2728.13	---	39.54	54.00	14.46	500.00	200.0	H	124.00	-4
3474.50	51.77	---	68.20	16.43	500.00	200.0	H	270.00	-3
3932.13	---	41.11	54.00	12.89	500.00	200.0	H	144.00	-1
4413.38	53.39	---	68.20	14.81	500.00	200.0	H	297.00	1
5378.50	---	44.56	54.00	9.44	500.00	200.0	H	18.00	4
5634.00	55.49	---	68.20	12.71	500.00	200.0	H	12.00	4

Remark: 1. Correction Factor = Antenna factor + Insertion loss (cable loss + amplifier gain)

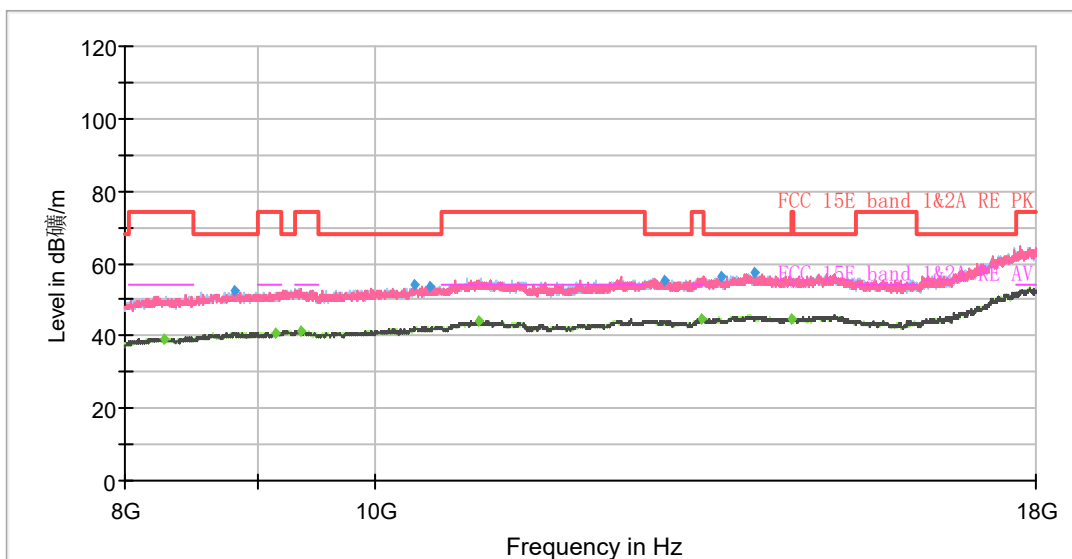
2. Margin = Limit –MAX Peak/ Average



802.11n (HT20) CH60



Radiates Emission from 1GHz to 8GHz
Note: The signal beyond the limit is carrier.



Radiates Emission from 8GHz to 18GHz



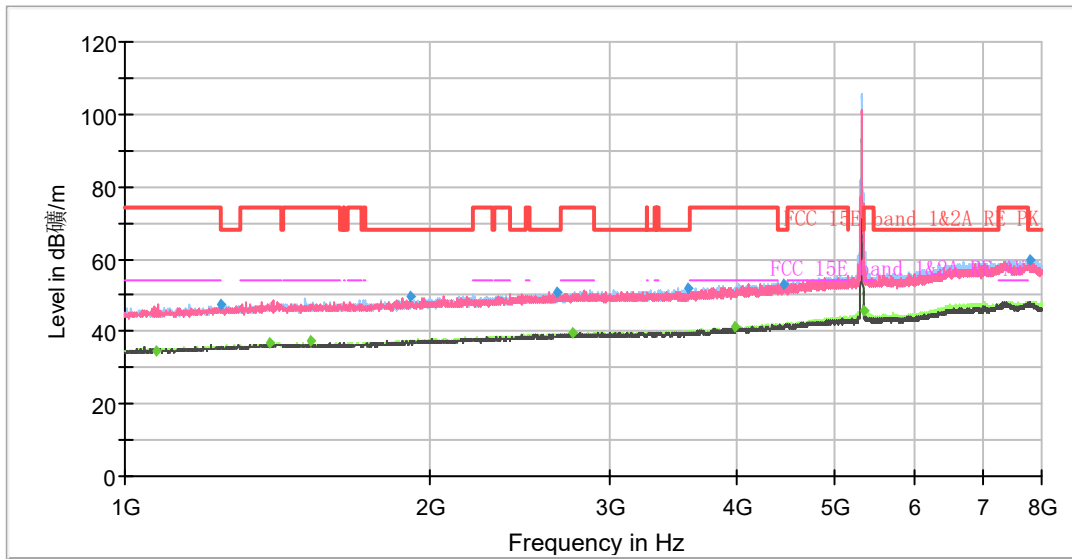
Frequency (MHz)	MaxPeak (dB μ V/m)	Average (dB μ V/m)	Limit (dB μ V/m)	Margin (dB)	Meas. Time (ms)	Height (cm)	Pol	Azimuth (deg)	Corr. (dB/m)
1097.13	---	35.14	54.00	18.86	500.00	200.0	V	133.00	-9
1292.25	47.32	---	68.20	20.88	500.00	200.0	V	223.00	-8
1362.25	---	36.83	54.00	17.17	500.00	100.0	H	329.00	-7
1689.50	---	36.79	54.00	17.21	500.00	100.0	V	74.00	-6
1928.38	49.45	---	68.20	18.75	500.00	100.0	H	123.00	-5
2596.88	50.88	---	68.20	17.32	500.00	200.0	H	230.00	-4
2767.50	---	39.72	54.00	14.28	500.00	200.0	H	82.00	-4
3517.38	51.59	---	68.20	16.61	500.00	100.0	H	223.00	-2
3985.50	---	41.36	54.00	12.64	500.00	100.0	H	0.00	-1
5353.13	---	44.73	54.00	9.27	500.00	100.0	H	0.00	4
5639.25	55.67	---	68.20	12.53	500.00	100.0	H	353.00	4
7760.25	59.69	---	68.20	8.51	500.00	200.0	H	0.00	9

Remark: 1. Correction Factor = Antenna factor + Insertion loss (cable loss + amplifier gain)

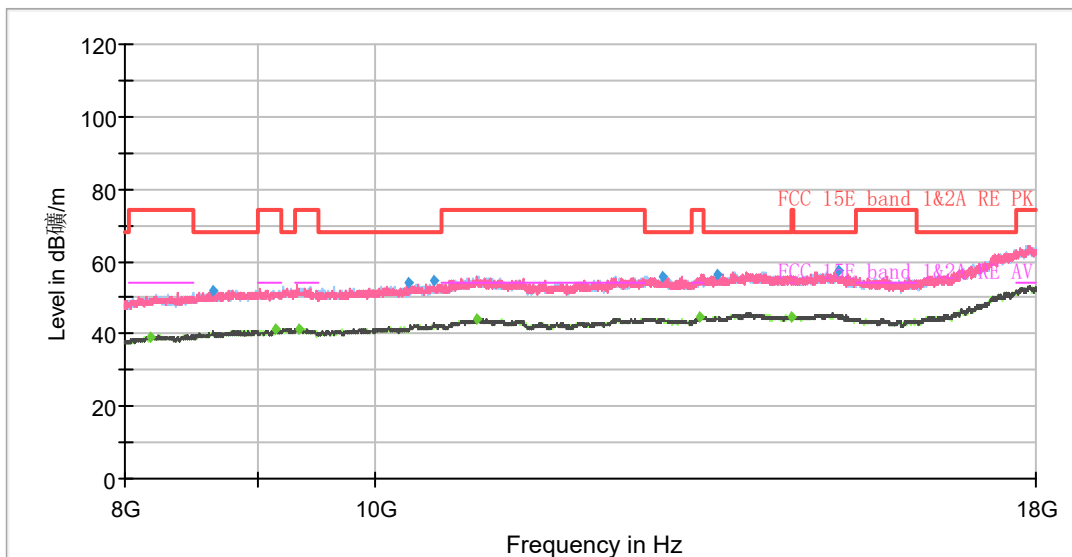
2. Margin = Limit - MAX Peak/ Average



802.11n (HT20) CH64



Radiates Emission from 1GHz to 8GHz
Note: The signal beyond the limit is carrier.



Radiates Emission from 8GHz to 18GHz



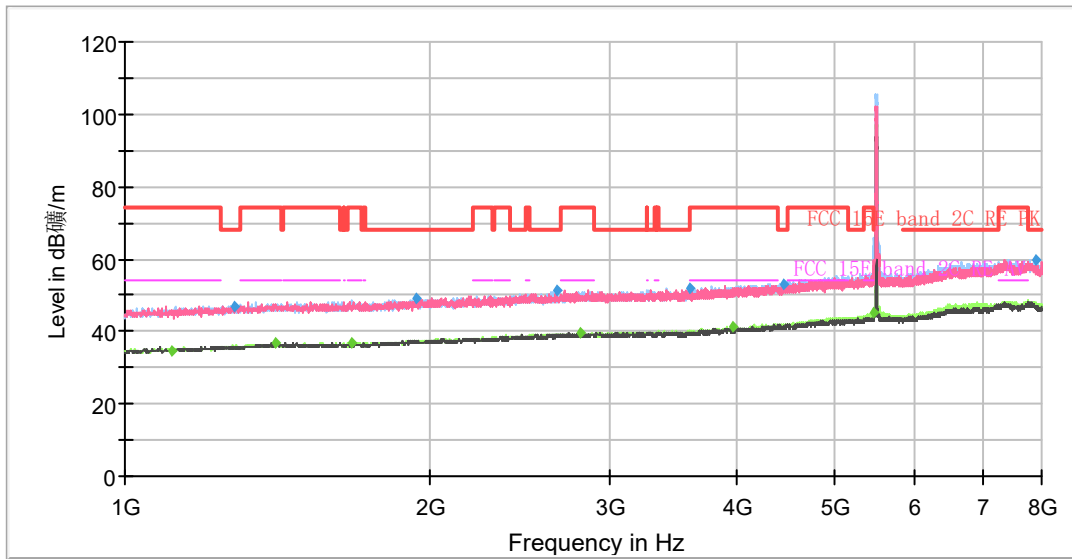
Frequency (MHz)	MaxPeak (dB μ V/m)	Average (dB μ V/m)	Limit (dB μ V/m)	Margin (dB)	Meas. Time (ms)	Height (cm)	Pol	Azimuth (deg)	Corr. (dB/m)
1072.63	---	34.76	54.00	19.24	500.00	100.0	H	311.00	-9
1243.25	47.24	---	68.20	20.96	500.00	100.0	H	81.00	-8
1391.13	---	36.73	54.00	17.27	500.00	100.0	V	8.00	-7
1523.25	---	37.40	54.00	16.60	500.00	100.0	H	182.00	-6
1909.13	49.66	---	68.20	18.54	500.00	100.0	V	21.00	-5
2669.50	50.80	---	68.20	17.40	500.00	200.0	H	3.00	-4
2760.50	---	39.54	54.00	14.46	500.00	100.0	H	263.00	-4
3584.75	51.99	---	68.20	16.21	500.00	200.0	H	61.00	-2
3991.63	---	41.10	54.00	12.90	500.00	200.0	H	271.00	-1
4455.38	52.82	---	68.20	15.38	500.00	100.0	H	249.00	1
5350.50	---	45.99	54.00	8.01	500.00	200.0	H	318.00	4
7790.00	59.49	---	68.20	8.71	500.00	100.0	V	182.00	9

Remark: 1. Correction Factor = Antenna factor + Insertion loss (cable loss + amplifier gain)

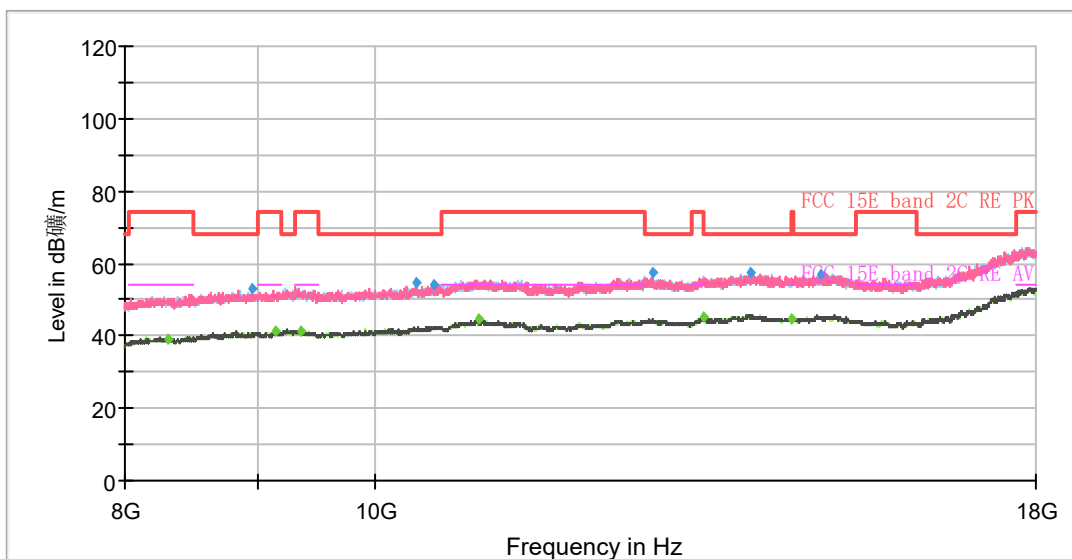
2. Margin = Limit - MAX Peak/ Average



802.11n (HT20) CH100



Radiates Emission from 1GHz to 8GHz
Note: The signal beyond the limit is carrier.



Radiates Emission from 8GHz to 18GHz

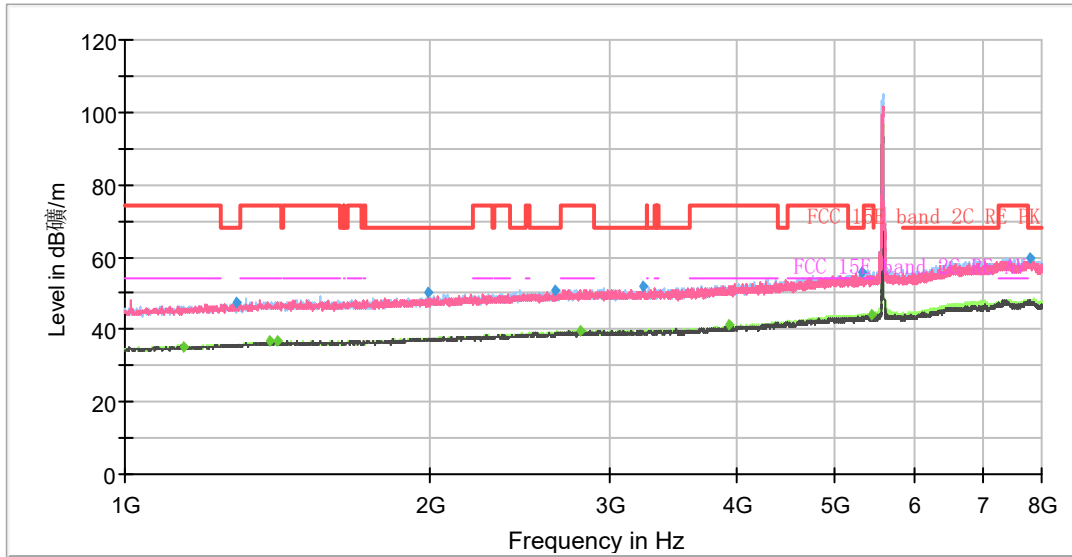


Frequency (MHz)	MaxPeak (dB μ V/m)	Average (dB μ V/m)	Limit (dB μ V/m)	Margin (dB)	Meas. Time (ms)	Height (cm)	Pol	Azimuth (deg)	Corr. (dB/m)
1111.13	---	34.78	54.00	19.22	500.00	100.0	H	105.00	-9
1280.00	47.16	---	68.20	21.04	500.00	100.0	H	5.00	-8
1406.00	---	36.67	54.00	17.33	500.00	200.0	H	220.00	-7
1675.50	---	36.91	54.00	17.09	500.00	200.0	V	38.00	-6
1936.25	49.06	---	68.20	19.14	500.00	200.0	V	45.00	-5
2659.88	51.57	---	68.20	16.63	500.00	200.0	H	358.00	-4
2813.88	---	39.44	54.00	14.56	500.00	100.0	H	7.00	-3
3597.00	51.75	---	68.20	16.45	500.00	100.0	H	158.00	-2
3968.00	---	41.21	54.00	12.79	500.00	100.0	H	92.00	-1
4448.38	52.81	---	68.20	15.39	500.00	100.0	H	199.00	1
5454.63	---	45.17	54.00	8.83	500.00	100.0	H	260.00	4
7904.63	59.66	---	68.20	8.54	500.00	100.0	H	58.00	9

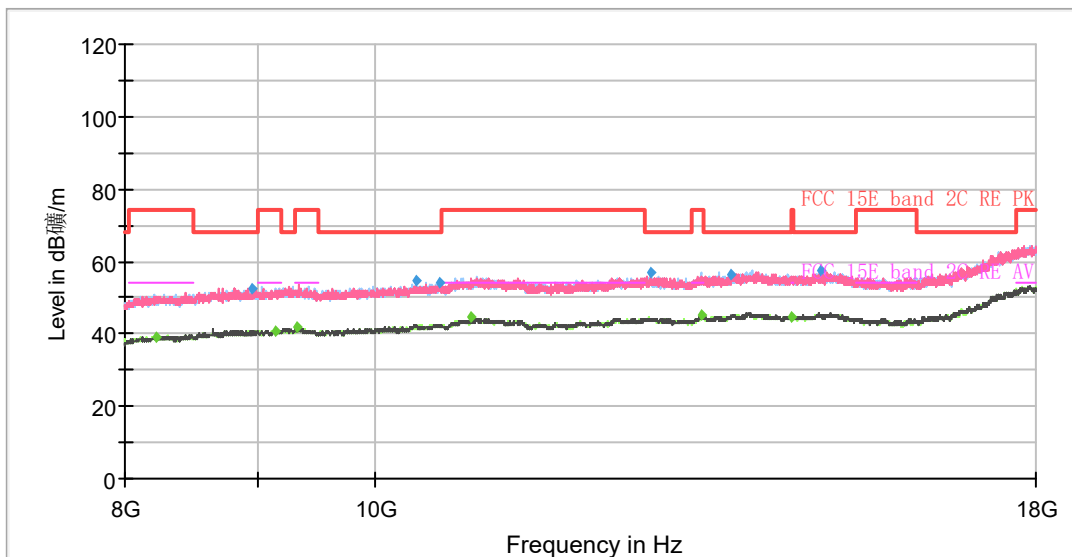
Remark: 1. Correction Factor = Antenna factor + Insertion loss (cable loss + amplifier gain)

2. Margin = Limit - MAX Peak/ Average

802.11n (HT20) CH116



Radiates Emission from 1GHz to 8GHz
Note: The signal beyond the limit is carrier.



Radiates Emission from 8GHz to 18GHz



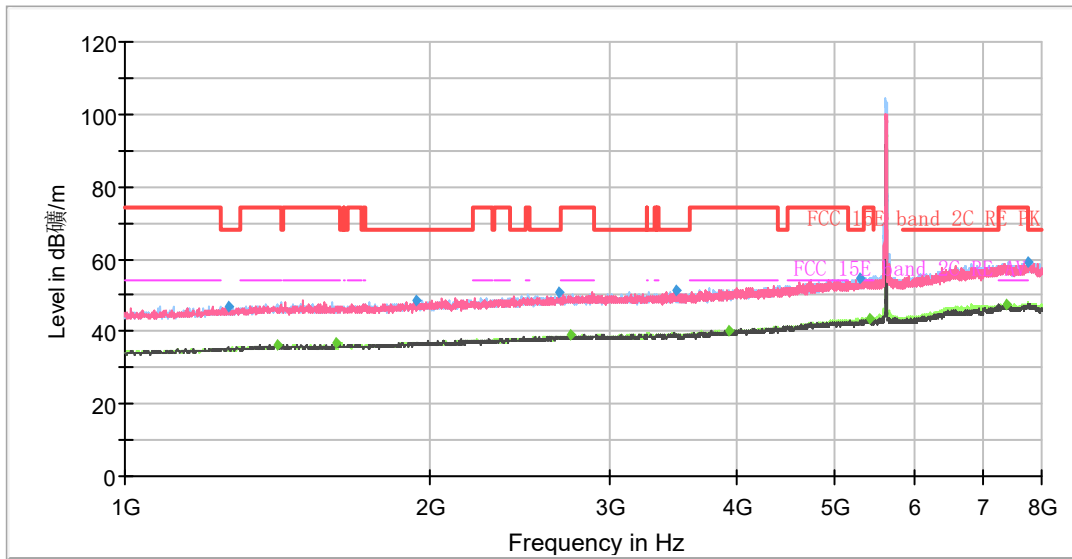
Frequency (MHz)	MaxPeak (dB μ V/m)	Average (dB μ V/m)	Limit (dB μ V/m)	Margin (dB)	Meas. Time (ms)	Height (cm)	Pol	Azimuth (deg)	Corr. (dB/m)
1141.75	---	34.89	54.00	19.11	500.00	200.0	H	298.00	-9
1286.13	47.19	---	68.20	21.01	500.00	200.0	V	132.00	-8
1391.13	---	36.84	54.00	17.16	500.00	200.0	V	294.00	-7
1415.63	---	36.95	54.00	17.05	500.00	100.0	V	82.00	-7
1987.00	49.96	---	68.20	18.24	500.00	200.0	H	355.00	-5
2654.63	50.86	---	68.20	17.34	500.00	100.0	H	204.00	-4
2812.13	---	39.79	54.00	14.21	500.00	100.0	H	2.00	-3
3234.75	51.87	---	68.20	16.33	500.00	200.0	V	89.00	-3
3935.63	---	41.05	54.00	12.95	500.00	100.0	H	11.00	-1
5317.25	55.65	---	68.20	12.55	500.00	200.0	H	352.00	4
5450.25	---	44.24	54.00	9.76	500.00	100.0	H	298.00	4
7783.88	59.68	---	68.20	8.52	500.00	100.0	H	249.00	9

Remark: 1. Correction Factor = Antenna factor + Insertion loss (cable loss + amplifier gain)

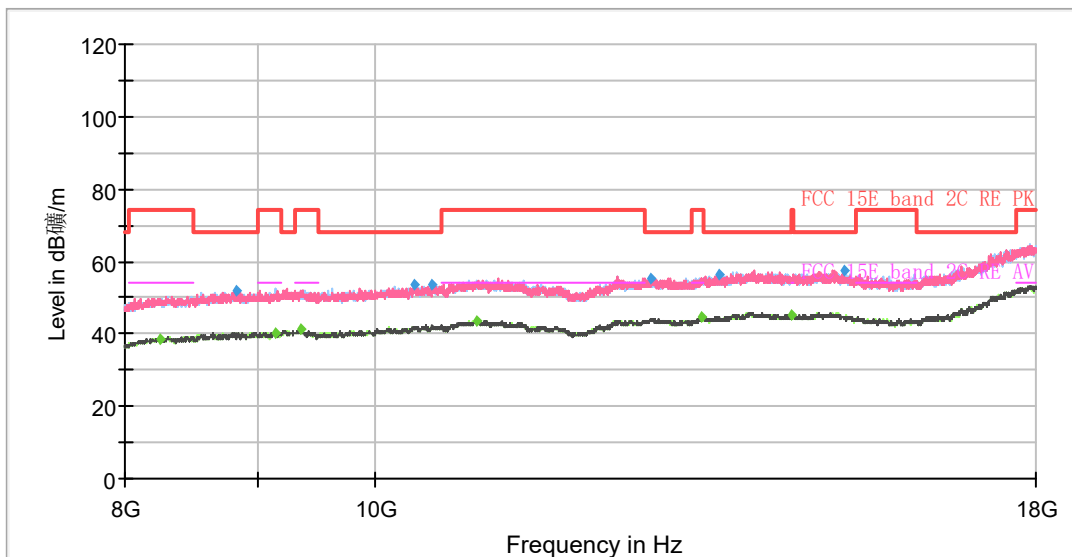
2. Margin = Limit - MAX Peak/ Average



802.11n (HT20) CH124



Radiates Emission from 1GHz to 8GHz
Note: The signal beyond the limit is carrier.



Radiates Emission from 8GHz to 18GHz



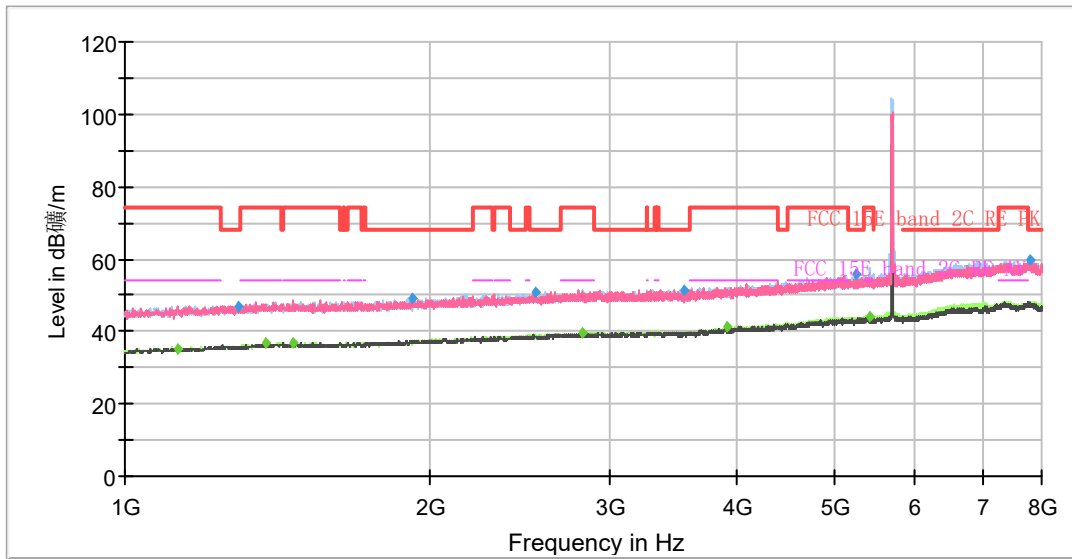
Frequency (MHz)	MaxPeak (dB μ V/m)	Average (dB μ V/m)	Limit (dB μ V/m)	Margin (dB)	Meas. Time (ms)	Height (cm)	Pol	Azimuth (deg)	Corr. (dB/m)
1263.38	47.05	---	68.20	21.15	500.00	200.0	H	61.00	-8
1410.38	---	36.45	54.00	17.55	500.00	100.0	V	243.00	-7
1610.75	---	36.73	54.00	17.27	500.00	100.0	H	133.00	-6
1938.00	48.77	---	68.20	19.43	500.00	100.0	H	0.00	-5
2671.25	50.53	---	68.20	17.67	500.00	100.0	V	48.00	-4
2744.75	---	39.08	54.00	14.92	500.00	100.0	H	337.00	-4
3497.25	51.50	---	68.20	16.70	500.00	200.0	V	358.00	-3
3931.25	---	40.46	54.00	13.54	500.00	100.0	H	317.00	-1
5306.75	54.60	---	68.20	13.60	500.00	100.0	V	69.00	4
5403.88	---	43.76	54.00	10.24	500.00	100.0	H	295.00	4
7371.75	---	47.59	54.00	6.41	500.00	100.0	H	295.00	9
7759.38	59.07	---	68.20	9.13	500.00	100.0	H	351.00	9

Remark: 1. Correction Factor = Antenna factor + Insertion loss (cable loss + amplifier gain)

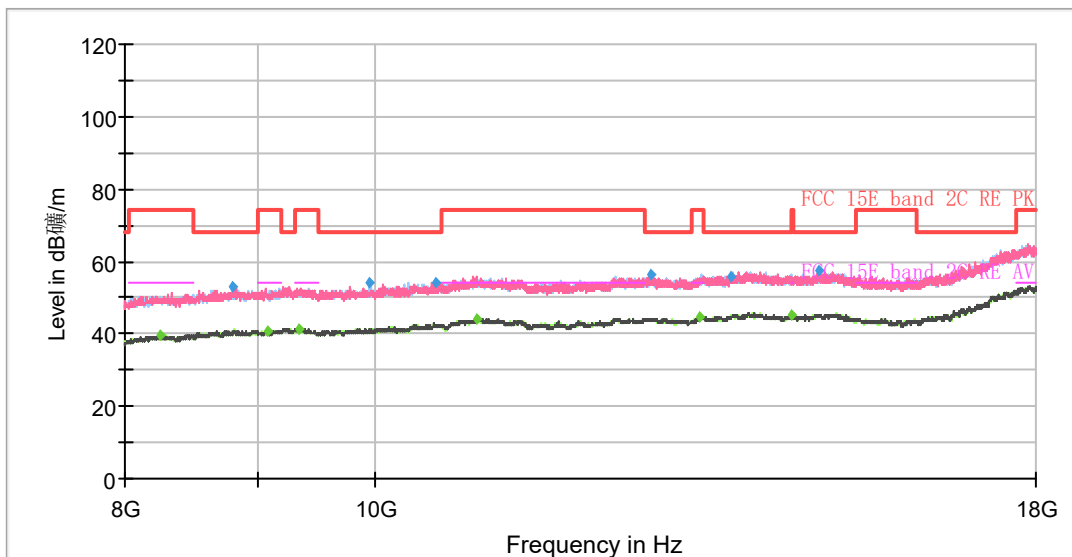
2. Margin = Limit - MAX Peak/ Average



802.11n (HT20) CH140



Radiates Emission from 1GHz to 8GHz
Note: The signal beyond the limit is carrier.



Radiates Emission from 8GHz to 18GHz



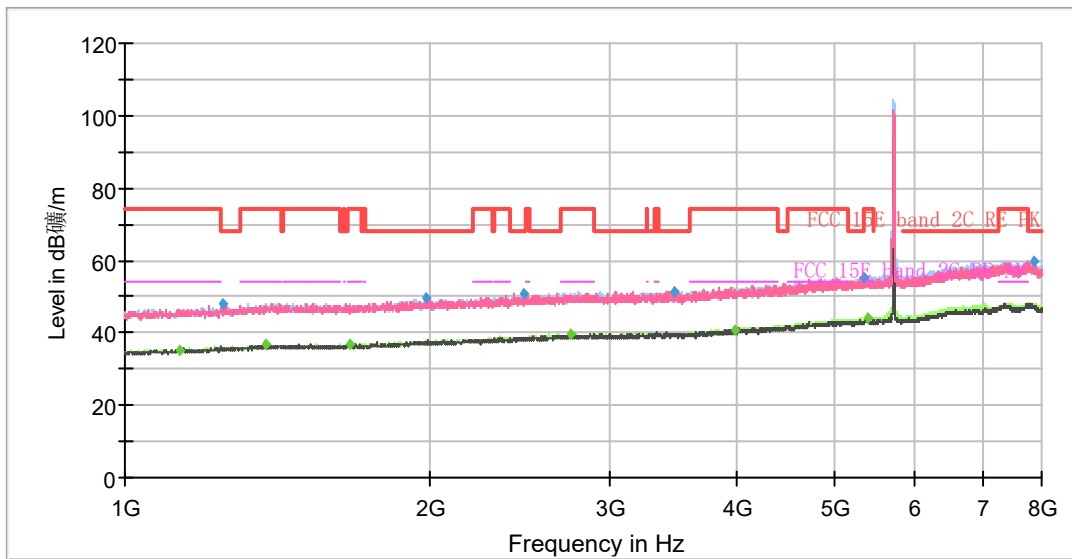
Frequency (MHz)	MaxPeak (dB μ V/m)	Average (dB μ V/m)	Limit (dB μ V/m)	Margin (dB)	Meas. Time (ms)	Height (cm)	Pol	Azimuth (deg)	Corr. (dB/m)
1128.63	---	35.22	54.00	18.78	500.00	200.0	H	275.00	-9
1295.75	46.99	---	68.20	21.21	500.00	200.0	H	0.00	-8
1377.13	---	36.60	54.00	17.40	500.00	100.0	H	63.00	-7
1462.88	---	37.03	54.00	16.97	500.00	200.0	H	315.00	-7
1919.63	49.22	---	68.20	18.98	500.00	100.0	V	238.00	-5
2540.88	51.03	---	68.20	17.17	500.00	200.0	H	350.00	-4
2827.00	---	39.44	54.00	14.56	500.00	100.0	H	43.00	-3
3547.13	51.62	---	68.20	16.58	500.00	100.0	H	110.00	-3
3923.38	---	41.25	54.00	12.75	500.00	200.0	V	86.00	-1
5261.25	55.87	---	68.20	12.33	500.00	100.0	H	17.00	3
5407.38	---	44.35	54.00	9.65	500.00	100.0	H	103.00	4
7777.75	59.89	---	68.20	8.31	500.00	100.0	H	264.00	9

Remark: 1. Correction Factor = Antenna factor + Insertion loss (cable loss + amplifier gain)

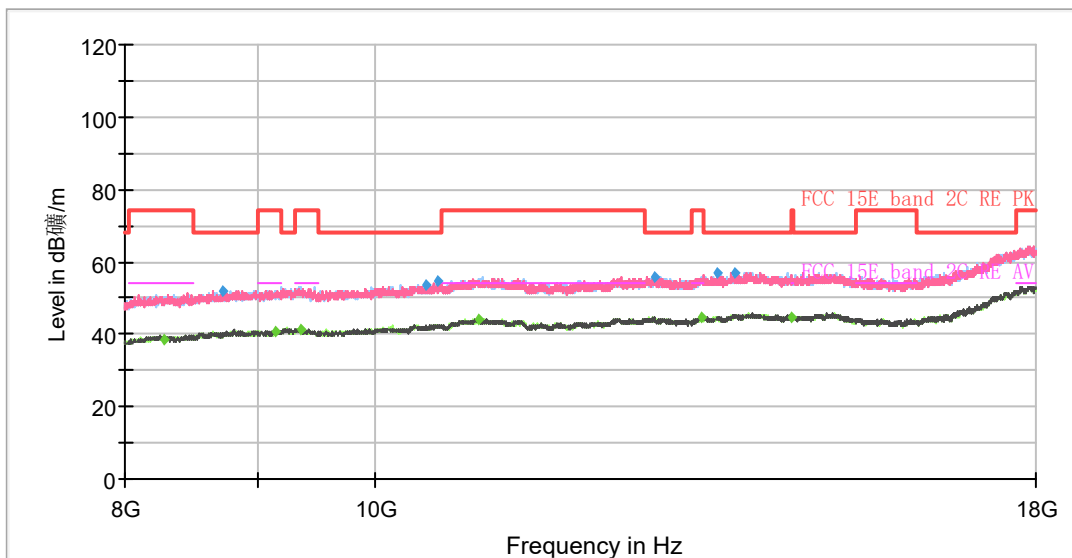
2. Margin = Limit - MAX Peak/ Average



802.11n (HT20) CH144



Radiates Emission from 1GHz to 8GHz
Note: The signal beyond the limit is carrier.



Radiates Emission from 8GHz to 18GHz



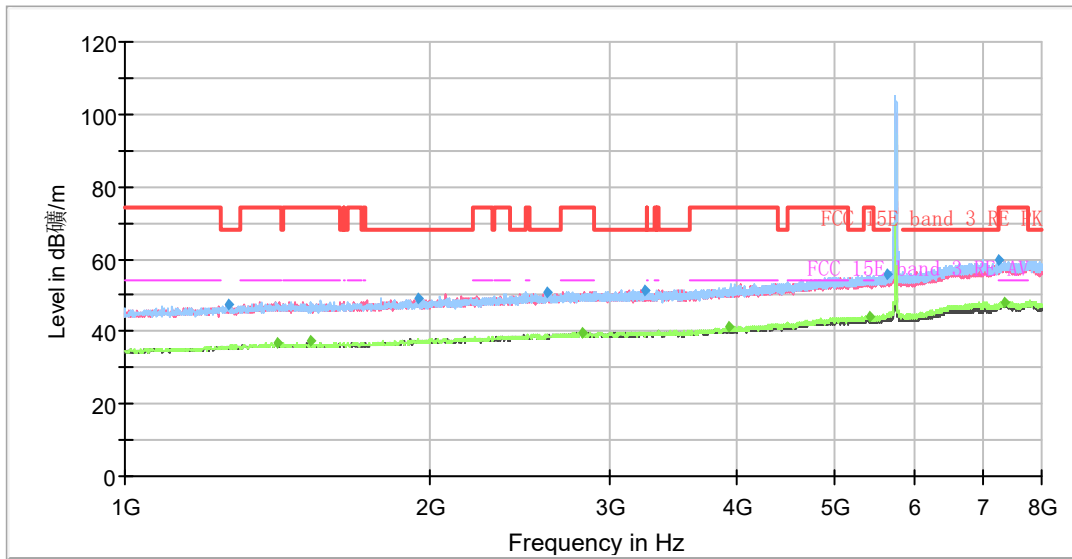
Frequency (MHz)	MaxPeak (dB μ V/m)	Average (dB μ V/m)	Limit (dB μ V/m)	Margin (dB)	Meas. Time (ms)	Height (cm)	Pol	Azimuth (deg)	Corr. (dB/m)
1133.00	---	35.25	54.00	18.75	500.00	100.0	H	181.00	-9
1247.63	47.94	---	68.20	20.26	500.00	200.0	V	0.00	-8
1378.00	---	36.75	54.00	17.25	500.00	200.0	H	357.00	-7
1663.25	---	36.93	54.00	17.07	500.00	100.0	V	53.00	-6
1980.88	49.59	---	68.20	18.61	500.00	200.0	H	286.00	-5
2470.00	50.88	---	68.20	17.32	500.00	200.0	V	63.00	-4
2751.75	---	39.52	54.00	14.48	500.00	100.0	H	3.00	-4
3476.25	51.40	---	68.20	16.80	500.00	200.0	H	0.00	-3
3983.75	---	40.93	54.00	13.07	500.00	100.0	H	181.00	-1
5342.63	55.35	---	68.20	12.85	500.00	100.0	H	12.00	4
5397.75	---	44.33	54.00	9.67	500.00	100.0	H	255.00	4
7843.38	59.83	---	68.20	8.37	500.00	100.0	H	6.00	9

Remark: 1. Correction Factor = Antenna factor + Insertion loss (cable loss + amplifier gain)

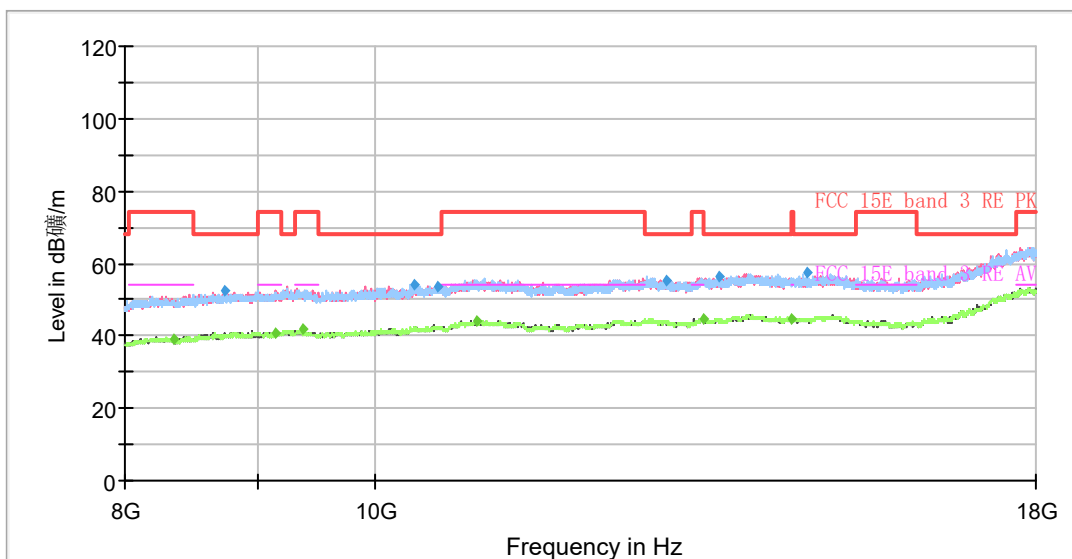
2. Margin = Limit - MAX Peak/ Average



802.11n (HT20) CH149



Radiates Emission from 1GHz to 8GHz
Note: The signal beyond the limit is carrier.



Radiates Emission from 8GHz to 18GHz

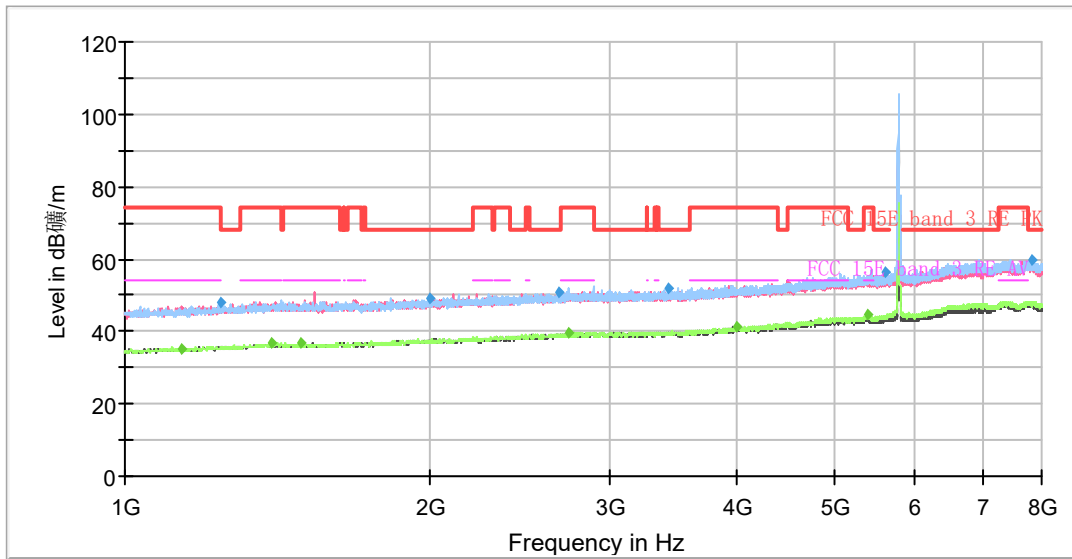


Frequency (MHz)	MaxPeak (dB μ V/m)	Average (dB μ V/m)	Limit (dB μ V/m)	Margin (dB)	Meas. Time (ms)	Height (cm)	Pol	Azimuth (deg)	Corr. (dB/m)
1264.25	47.23	---	68.20	20.97	500.00	100.0	V	0.00	-8
1410.38	---	36.94	54.00	17.06	500.00	200.0	H	203.00	-7
1524.13	---	37.12	54.00	16.88	500.00	200.0	V	87.00	-6
1943.25	49.38	---	68.20	18.82	500.00	200.0	H	8.00	-5
2604.75	50.60	---	68.20	17.60	500.00	100.0	V	3.00	-4
2818.25	---	39.60	54.00	14.40	500.00	200.0	H	15.00	-3
3247.88	51.46	---	68.20	16.74	500.00	100.0	H	267.00	-3
3930.38	---	41.07	54.00	12.93	500.00	200.0	H	53.00	-1
5403.88	---	44.36	54.00	9.64	500.00	200.0	H	26.00	4
5634.88	55.87	---	68.20	12.33	500.00	200.0	H	188.00	4
7248.38	59.76	---	68.20	8.44	500.00	100.0	H	187.00	9
7355.13	---	48.21	54.00	5.79	500.00	200.0	H	2.00	9

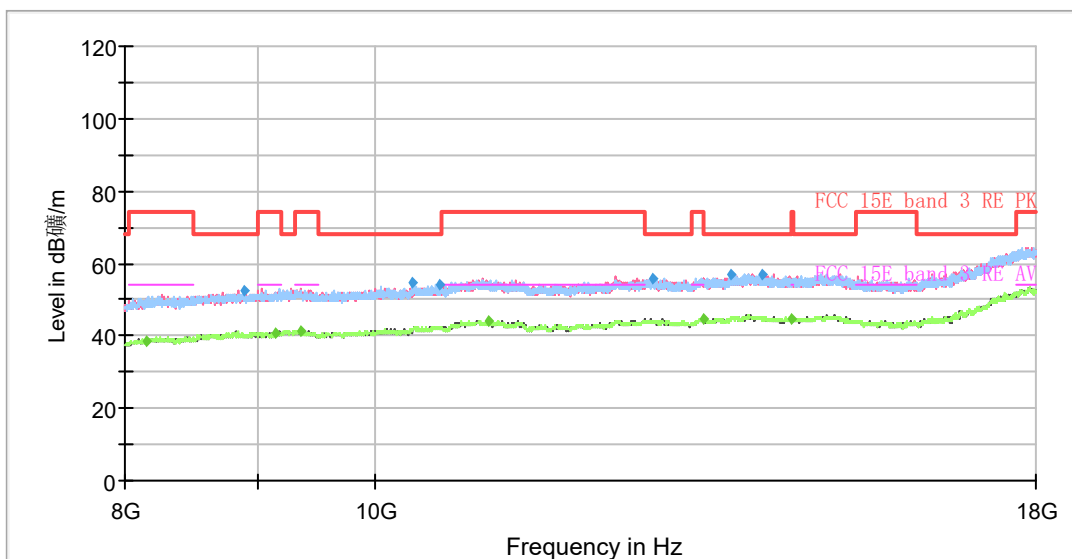
Remark: 1. Correction Factor = Antenna factor + Insertion loss (cable loss + amplifier gain)

2. Margin = Limit - MAX Peak/ Average

802.11n (HT20) CH157



Radiates Emission from 1GHz to 8GHz
 Note: The signal beyond the limit is carrier.



Radiates Emission from 8GHz to 18GHz



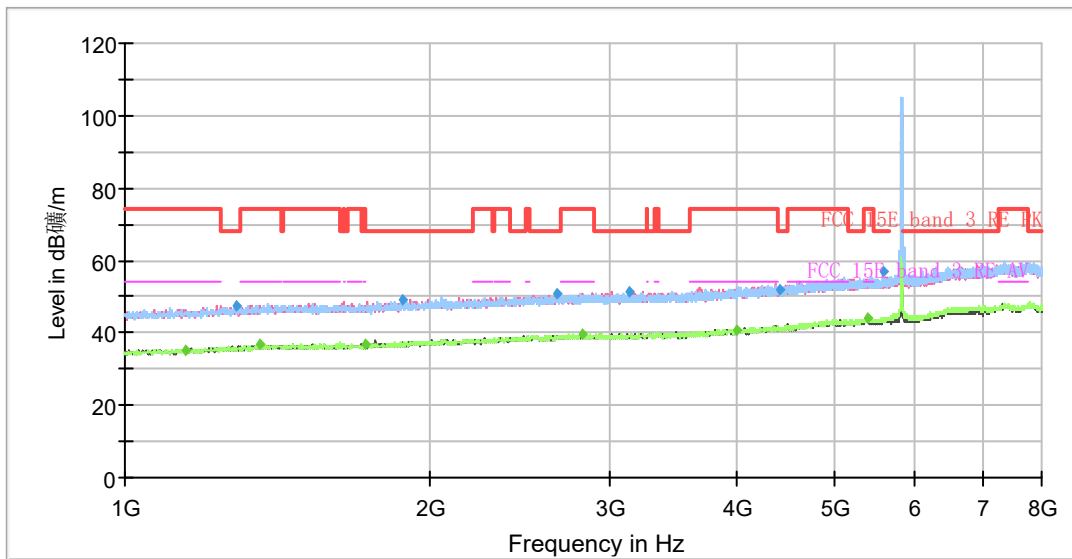
Frequency (MHz)	MaxPeak (dB μ V/m)	Average (dB μ V/m)	Limit (dB μ V/m)	Margin (dB)	Meas. Time (ms)	Height (cm)	Pol	Azimuth (deg)	Corr. (dB/m)
1134.75	---	35.14	54.00	18.86	500.00	200.0	H	77.00	-9
1245.00	47.76	---	68.20	20.44	500.00	200.0	V	359.00	-8
1394.63	---	36.61	54.00	17.39	500.00	200.0	V	46.00	-7
1492.63	---	36.76	54.00	17.24	500.00	100.0	V	96.00	-7
1993.13	49.09	---	68.20	19.11	500.00	200.0	H	190.00	-5
2679.13	50.57	---	68.20	17.63	500.00	100.0	V	164.00	-4
2739.50	---	39.85	54.00	14.15	500.00	200.0	V	72.00	-4
3422.88	52.01	---	68.20	16.19	500.00	200.0	H	304.00	-3
3998.63	---	41.11	54.00	12.89	500.00	200.0	H	123.00	-1
5400.38	---	44.38	54.00	9.62	500.00	100.0	H	350.00	4
5622.63	56.13	---	68.20	12.07	500.00	200.0	H	143.00	4
7829.38	59.78	---	68.20	8.42	500.00	200.0	H	110.00	9

Remark: 1. Correction Factor = Antenna factor + Insertion loss (cable loss + amplifier gain)

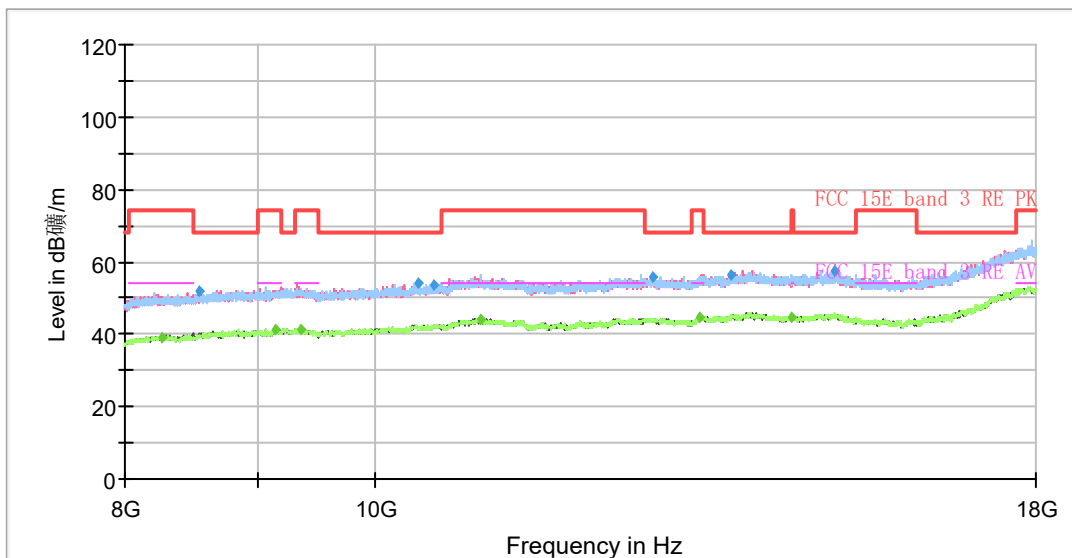
2. Margin = Limit –MAX Peak/ Average



802.11n (HT20) CH165



Radiates Emission from 1GHz to 8GHz
Note: The signal beyond the limit is carrier.



Radiates Emission from 8GHz to 18GHz



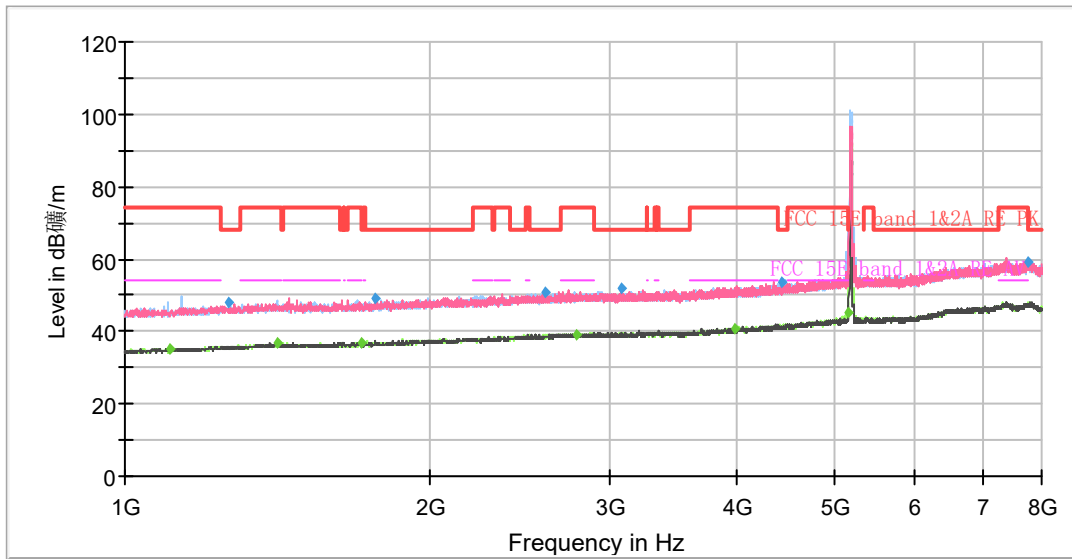
Frequency (MHz)	MaxPeak (dB μ V/m)	Average (dB μ V/m)	Limit (dB μ V/m)	Margin (dB)	Meas. Time (ms)	Height (cm)	Pol	Azimuth (deg)	Corr. (dB/m)
1147.00	---	35.19	54.00	18.81	500.00	200.0	V	133.00	-9
1285.25	47.67	---	68.20	20.53	500.00	100.0	H	330.00	-8
1360.50	---	36.68	54.00	17.32	500.00	100.0	H	195.00	-7
1721.88	---	36.82	54.00	17.18	500.00	100.0	H	359.00	-6
1874.13	49.30	---	68.20	18.90	500.00	100.0	V	171.00	-6
2665.13	50.71	---	68.20	17.49	500.00	100.0	V	279.00	-4
2820.88	---	39.61	54.00	14.39	500.00	200.0	V	314.00	-3
3140.25	51.32	---	68.20	16.88	500.00	200.0	V	160.00	-3
3999.50	---	40.96	54.00	13.04	500.00	100.0	V	151.00	-1
4414.25	52.18	---	68.20	16.02	500.00	200.0	V	358.00	1
5393.38	---	44.11	54.00	9.89	500.00	100.0	H	358.00	4
5574.50	56.78	---	68.20	11.42	500.00	100.0	H	356.00	4

Remark: 1. Correction Factor = Antenna factor + Insertion loss (cable loss + amplifier gain)

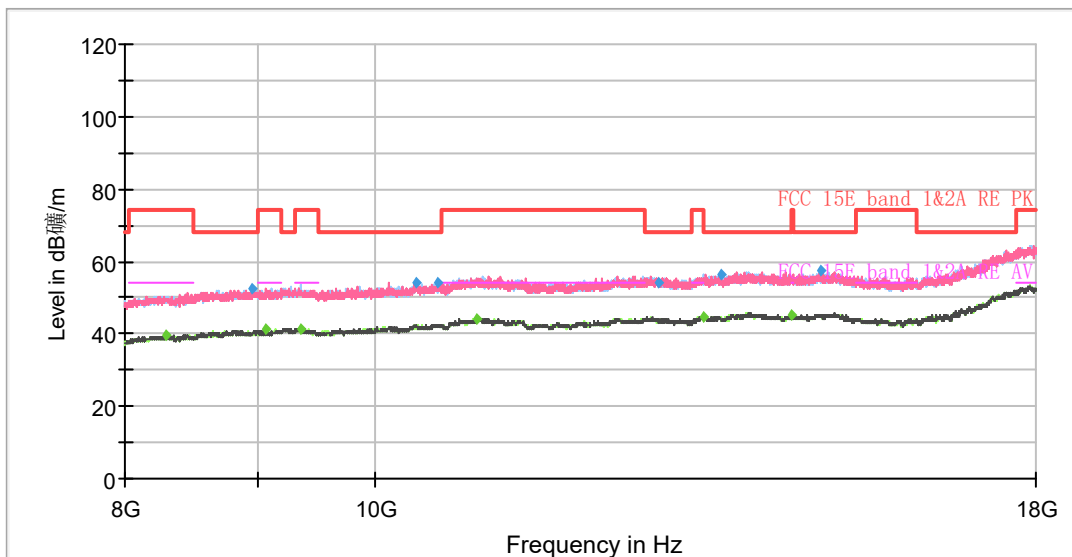
2. Margin = Limit - MAX Peak/ Average



802.11n (HT40) CH38



Radiates Emission from 1GHz to 8GHz
Note: The signal beyond the limit is carrier.



Radiates Emission from 8GHz to 18GHz



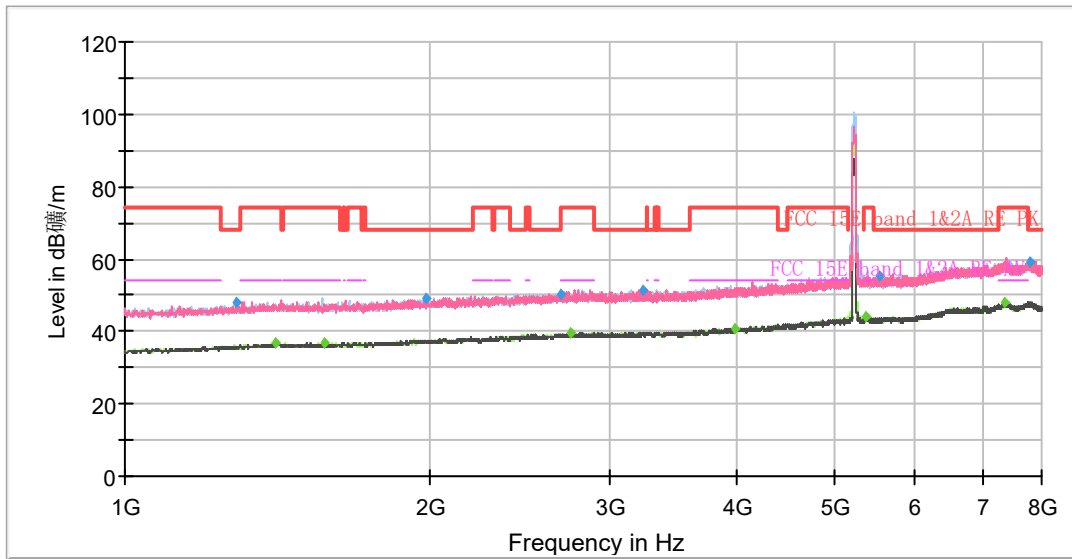
Frequency (MHz)	MaxPeak (dB μ V/m)	Average (dB μ V/m)	Limit (dB μ V/m)	Margin (dB)	Meas. Time (ms)	Height (cm)	Pol	Azimuth (deg)	Corr. (dB/m)
1109.38	---	35.31	54.00	18.69	500.00	100.0	V	358.00	-9
1266.88	48.16	---	68.20	20.04	500.00	100.0	H	6.00	-8
1413.00	---	36.67	54.00	17.33	500.00	100.0	V	278.00	-7
1709.63	---	36.84	54.00	17.16	500.00	200.0	V	7.00	-6
1767.38	49.27	---	68.20	18.93	500.00	200.0	V	1.00	-6
2599.50	50.91	---	68.20	17.29	500.00	100.0	V	291.00	-4
2783.25	---	39.35	54.00	14.65	500.00	100.0	V	198.00	-3
3080.75	51.72	---	68.20	16.48	500.00	100.0	V	356.00	-3
3982.88	---	40.93	54.00	13.07	500.00	200.0	V	0.00	-1
4431.75	53.34	---	68.20	14.86	500.00	100.0	V	0.00	1
5148.38	---	45.09	54.00	8.91	500.00	100.0	H	299.00	3
7762.00	59.23	---	68.20	8.97	500.00	200.0	V	126.00	9

Remark: 1. Correction Factor = Antenna factor + Insertion loss (cable loss + amplifier gain)

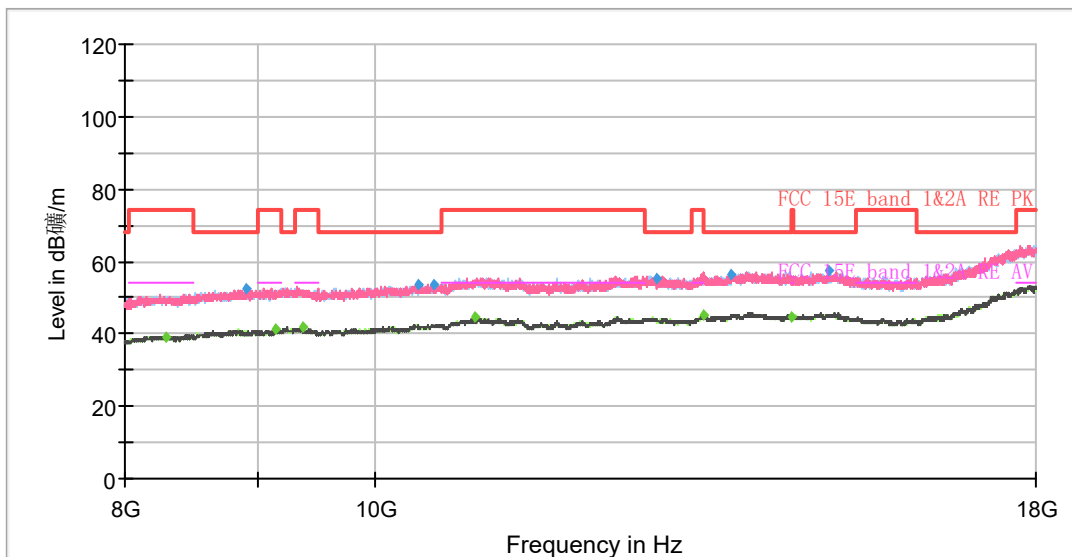
2. Margin = Limit - MAX Peak/ Average



802.11n (HT40) CH46



Radiates Emission from 1GHz to 8GHz
Note: The signal beyond the limit is carrier.



Radiates Emission from 8GHz to 18GHz

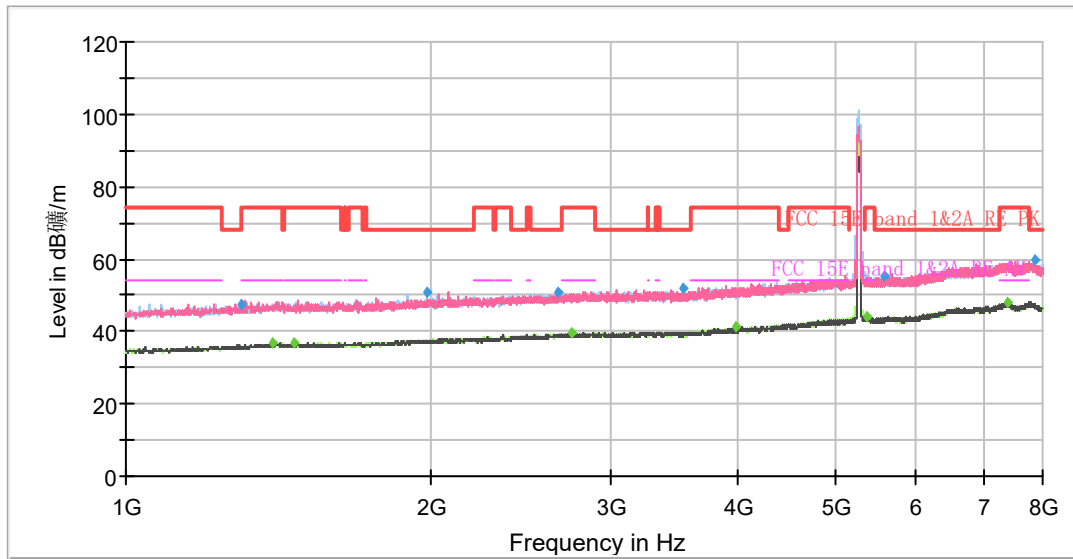


Frequency (MHz)	MaxPeak (dB μ V/m)	Average (dB μ V/m)	Limit (dB μ V/m)	Margin (dB)	Meas. Time (ms)	Height (cm)	Pol	Azimuth (deg)	Corr. (dB/m)
1289.63	47.84	---	68.20	20.36	500.00	100.0	V	108.00	-8
1406.00	---	36.87	54.00	17.13	500.00	200.0	V	108.00	-7
1573.13	---	36.97	54.00	17.03	500.00	100.0	H	18.00	-6
1975.63	49.34	---	68.20	18.86	500.00	100.0	H	233.00	-5
2683.50	50.37	---	68.20	17.83	500.00	200.0	H	309.00	-4
2749.13	---	39.51	54.00	14.49	500.00	200.0	V	265.00	-4
3238.25	51.60	---	68.20	16.60	500.00	200.0	V	143.00	-3
3986.38	---	40.78	54.00	13.22	500.00	100.0	V	340.00	-1
5368.88	---	43.92	54.00	10.08	500.00	200.0	H	282.00	4
5537.75	55.11	---	68.20	13.09	500.00	100.0	V	261.00	4
7364.75	---	48.00	54.00	6.00	500.00	100.0	V	320.00	9
7798.75	59.36	---	68.20	8.84	500.00	200.0	V	12.00	9

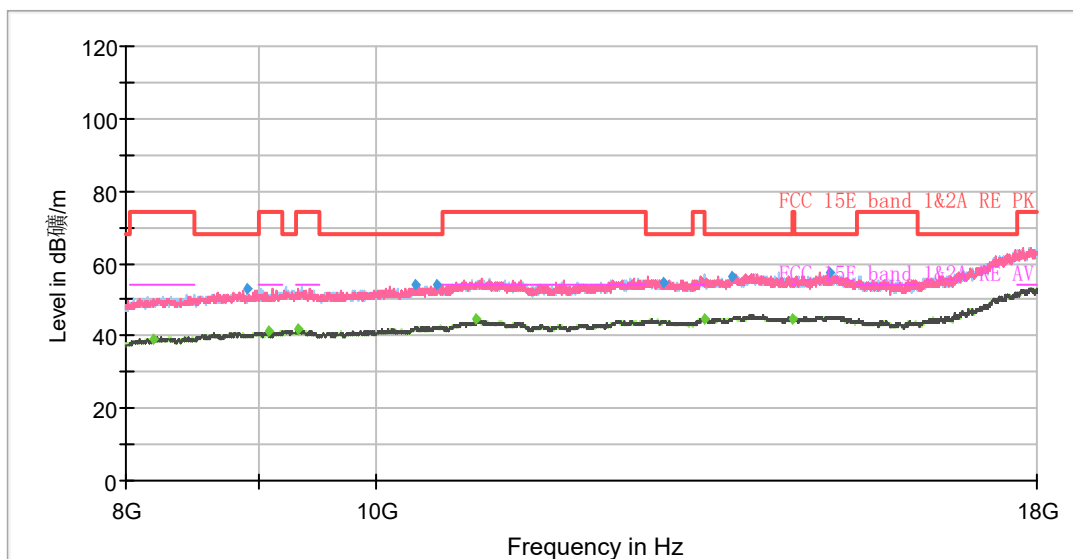
Remark: 1. Correction Factor = Antenna factor + Insertion loss (cable loss + amplifier gain)

2. Margin = Limit - MAX Peak/ Average

802.11n (HT40) CH54



Radiates Emission from 1GHz to 8GHz
Note: The signal beyond the limit is carrier.



Radiates Emission from 8GHz to 18GHz



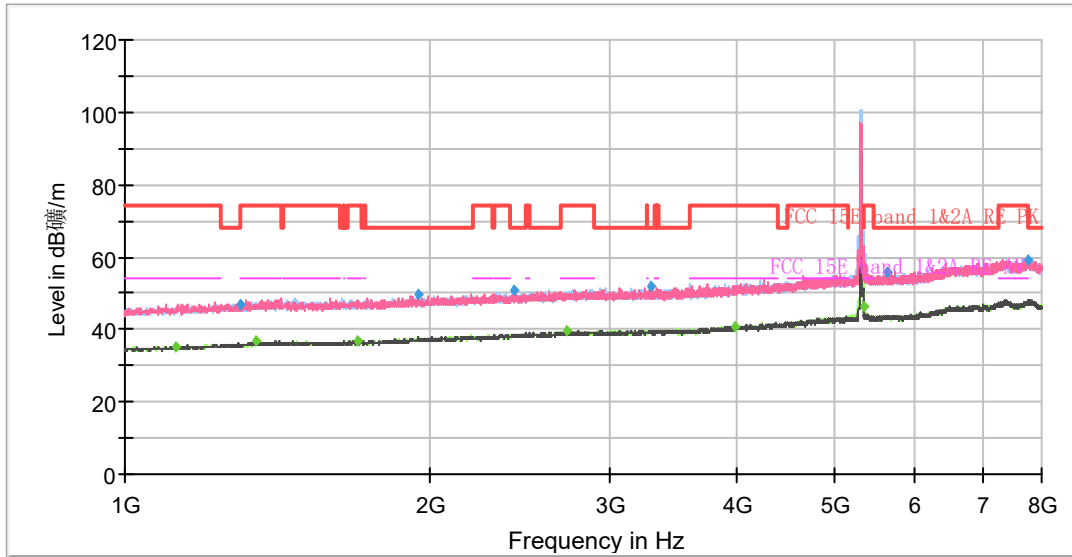
Frequency (MHz)	MaxPeak (dB μ V/m)	Average (dB μ V/m)	Limit (dB μ V/m)	Margin (dB)	Meas. Time (ms)	Height (cm)	Pol	Azimuth (deg)	Corr. (dB/m)
1299.25	47.35	---	68.20	20.85	500.00	200.0	V	57.00	-7
1394.63	---	36.62	54.00	17.38	500.00	100.0	V	336.00	-7
1463.75	---	36.82	54.00	17.18	500.00	200.0	V	37.00	-7
1980.88	51.04	---	68.20	17.16	500.00	200.0	H	0.00	-5
2667.75	50.73	---	68.20	17.47	500.00	100.0	V	336.00	-4
2753.50	---	39.50	54.00	14.50	500.00	100.0	V	0.00	-4
3532.25	51.89	---	68.20	16.31	500.00	200.0	H	0.00	-3
3982.88	---	41.16	54.00	12.84	500.00	200.0	H	194.00	-1
5375.88	---	43.83	54.00	10.17	500.00	200.0	H	0.00	4
5576.25	55.29	---	68.20	12.91	500.00	100.0	V	322.00	4
7371.75	---	47.80	54.00	6.20	500.00	100.0	V	254.00	9
7853.88	59.68	---	68.20	8.52	500.00	100.0	V	315.00	9

Remark: 1. Correction Factor = Antenna factor + Insertion loss (cable loss + amplifier gain)

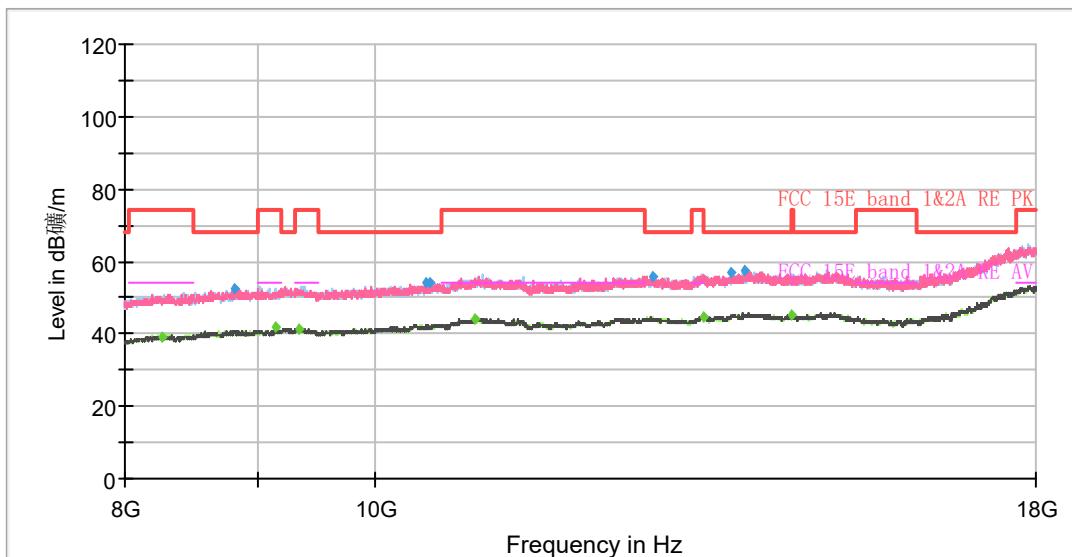
2. Margin = Limit - MAX Peak/ Average



802.11n (HT40) CH62



Radiates Emission from 1GHz to 8GHz
Note: The signal beyond the limit is carrier.



Radiates Emission from 8GHz to 18GHz



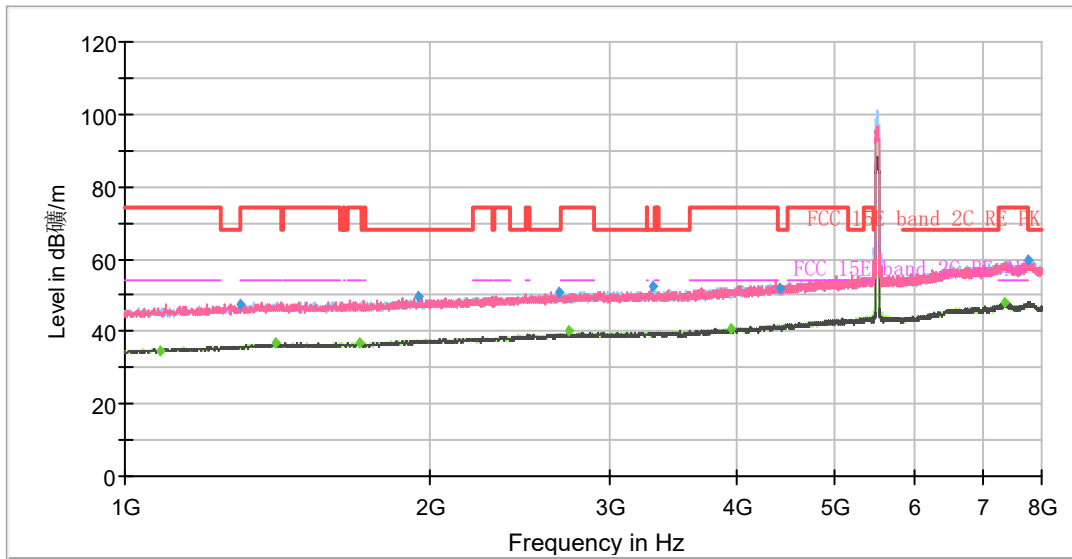
Frequency (MHz)	MaxPeak (dB μ V/m)	Average (dB μ V/m)	Limit (dB μ V/m)	Margin (dB)	Meas. Time (ms)	Height (cm)	Pol	Azimuth (deg)	Corr. (dB/m)
1124.25	---	35.43	54.00	18.57	500.00	200.0	H	188.00	-9
1297.50	47.01	---	68.20	21.19	500.00	100.0	H	2.00	-7
1345.63	---	36.65	54.00	17.35	500.00	100.0	H	61.00	-7
1696.50	---	37.00	54.00	17.00	500.00	100.0	V	342.00	-6
1945.00	49.45	---	68.20	18.75	500.00	200.0	H	222.00	-5
2418.38	50.73	---	68.20	17.47	500.00	200.0	V	6.00	-4
2719.38	---	39.52	54.00	14.48	500.00	100.0	H	185.00	-4
3301.25	51.64	---	68.20	16.56	500.00	200.0	H	235.00	-3
3987.25	---	40.82	54.00	13.18	500.00	100.0	H	8.00	-1
5350.50	---	46.20	54.00	7.80	500.00	100.0	H	300.00	4
5640.13	55.77	---	68.20	12.43	500.00	100.0	V	350.00	4
7759.38	59.02	---	68.20	9.18	500.00	200.0	H	263.00	9

Remark: 1. Correction Factor = Antenna factor + Insertion loss (cable loss + amplifier gain)

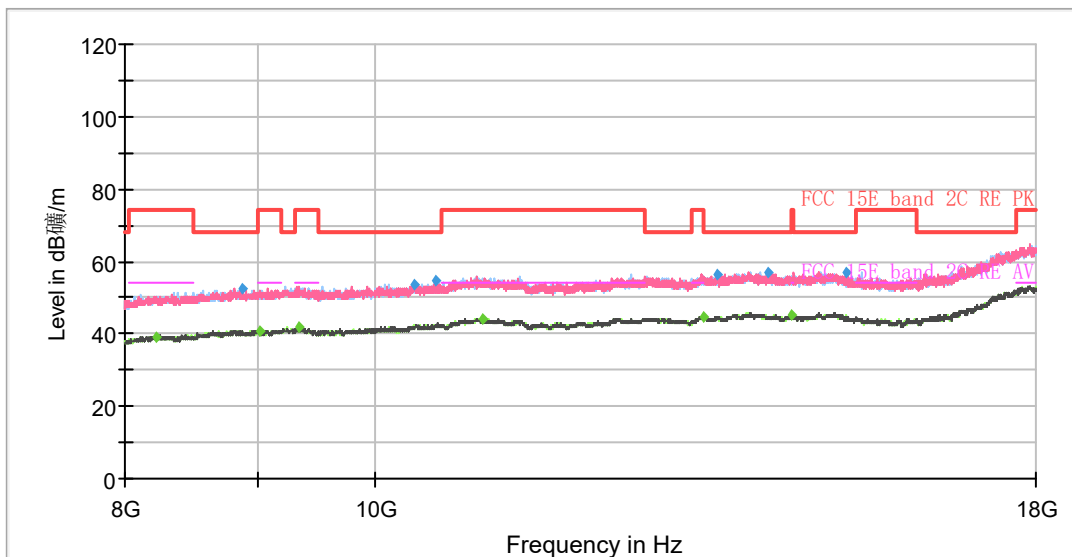
2. Margin = Limit - MAX Peak/ Average



802.11n (HT40) CH102



Radiates Emission from 1GHz to 8GHz
Note: The signal beyond the limit is carrier.



Radiates Emission from 8GHz to 18GHz



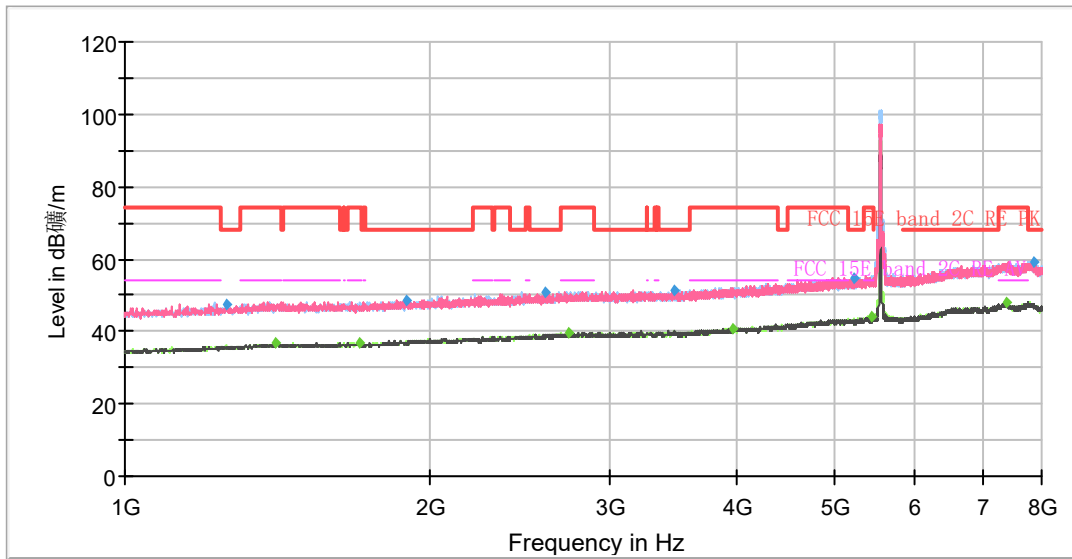
Frequency (MHz)	MaxPeak (dB μ V/m)	Average (dB μ V/m)	Limit (dB μ V/m)	Margin (dB)	Meas. Time (ms)	Height (cm)	Pol	Azimuth (deg)	Corr. (dB/m)
1082.25	---	34.78	54.00	19.22	500.00	100.0	H	229.00	-9
1297.50	47.41	---	68.20	20.79	500.00	100.0	H	331.00	-7
1408.63	---	36.68	54.00	17.32	500.00	100.0	H	190.00	-7
1701.75	---	36.99	54.00	17.01	500.00	200.0	H	36.00	-6
1941.50	49.51	---	68.20	18.69	500.00	200.0	V	116.00	-5
2674.75	51.01	---	68.20	17.19	500.00	100.0	V	106.00	-4
2738.63	---	40.02	54.00	13.98	500.00	100.0	H	209.00	-4
3311.75	52.26	---	68.20	15.94	500.00	200.0	H	43.00	-3
3953.13	---	40.78	54.00	13.22	500.00	200.0	V	189.00	-1
4423.00	52.02	---	68.20	16.18	500.00	200.0	H	13.00	1
7348.13	---	47.89	54.00	6.11	500.00	200.0	H	271.00	9
7758.50	59.67	---	68.20	8.53	500.00	100.0	H	0.00	9

Remark: 1. Correction Factor = Antenna factor + Insertion loss (cable loss + amplifier gain)

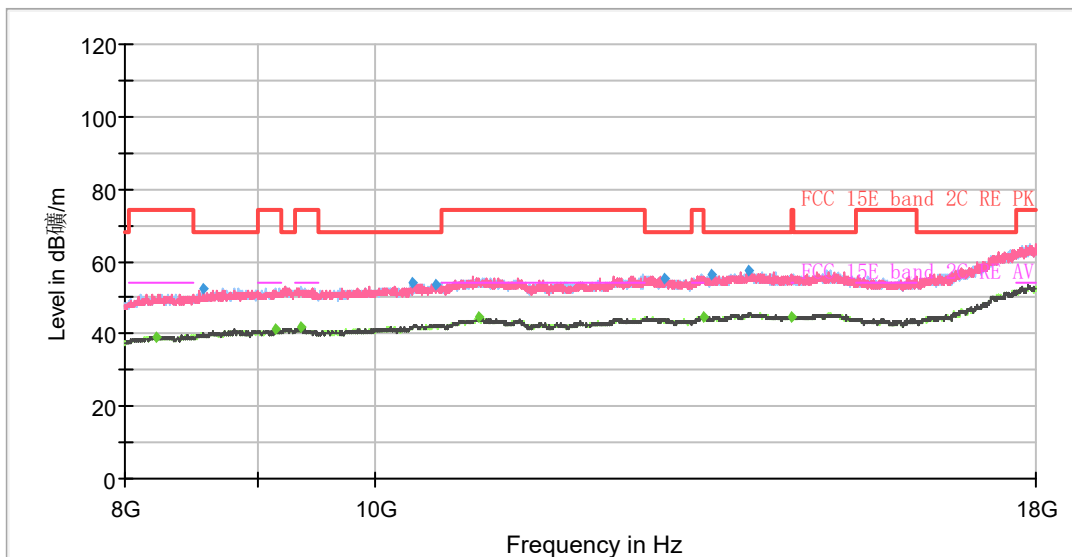
2. Margin = Limit –MAX Peak/ Average



802.11n (HT40) CH118



Radiates Emission from 1GHz to 8GHz
Note: The signal beyond the limit is carrier.



Radiates Emission from 8GHz to 18GHz



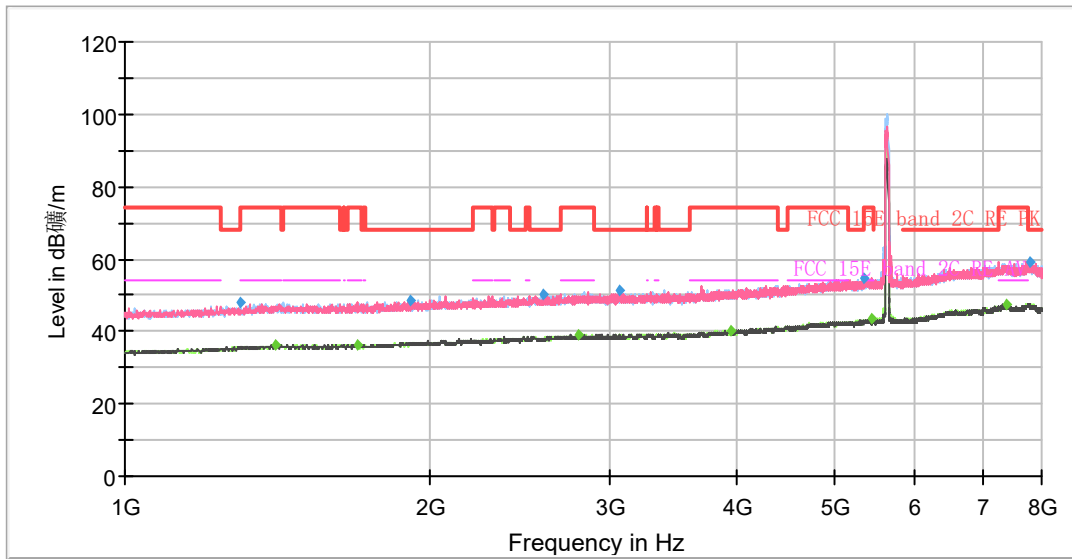
Frequency (MHz)	MaxPeak (dB μ V/m)	Average (dB μ V/m)	Limit (dB μ V/m)	Margin (dB)	Meas. Time (ms)	Height (cm)	Pol	Azimuth (deg)	Corr. (dB/m)
1259.88	47.37	---	68.20	20.83	500.00	200.0	H	179.00	-8
1408.63	---	36.67	54.00	17.33	500.00	100.0	H	358.00	-7
1705.25	---	36.89	54.00	17.11	500.00	200.0	H	179.00	-6
1891.63	48.82	---	68.20	19.38	500.00	100.0	H	257.00	-6
2589.88	50.82	---	68.20	17.38	500.00	100.0	V	3.00	-4
2735.13	---	39.46	54.00	14.54	500.00	100.0	V	3.00	-4
3479.75	51.19	---	68.20	17.01	500.00	200.0	V	97.00	-3
3973.25	---	40.82	54.00	13.18	500.00	200.0	V	19.00	-1
5216.63	54.94	---	68.20	13.26	500.00	200.0	V	178.00	3
5436.25	---	44.07	54.00	9.93	500.00	200.0	H	4.00	4
7370.00	---	47.98	54.00	6.02	500.00	200.0	V	104.00	9
7867.88	59.11	---	68.20	9.09	500.00	100.0	H	359.00	9

Remark: 1. Correction Factor = Antenna factor + Insertion loss (cable loss + amplifier gain)

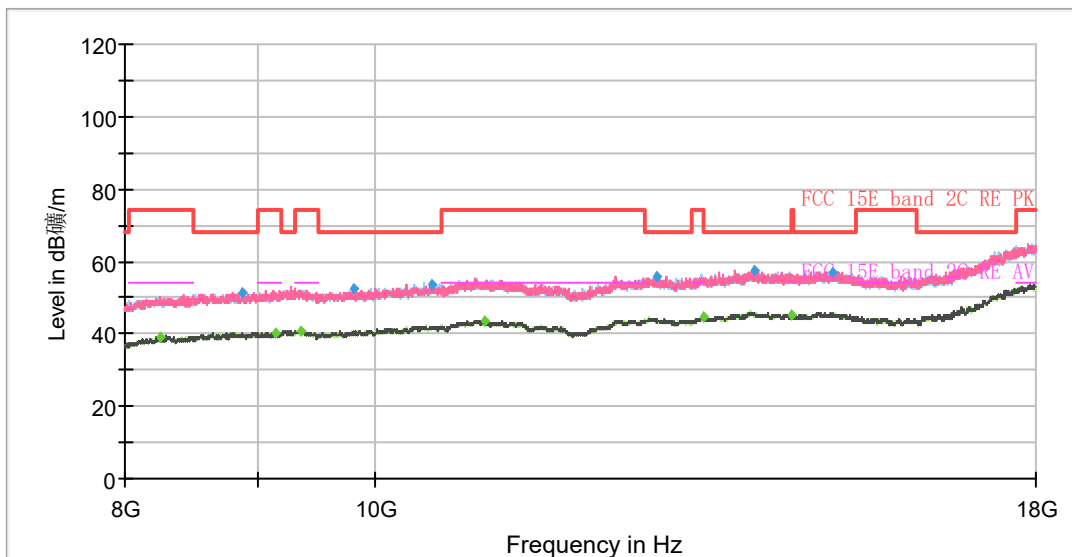
2. Margin = Limit - MAX Peak/ Average



802.11n (HT40) CH126



Radiates Emission from 1GHz to 8GHz
Note: The signal beyond the limit is carrier.



Radiates Emission from 8GHz to 18GHz

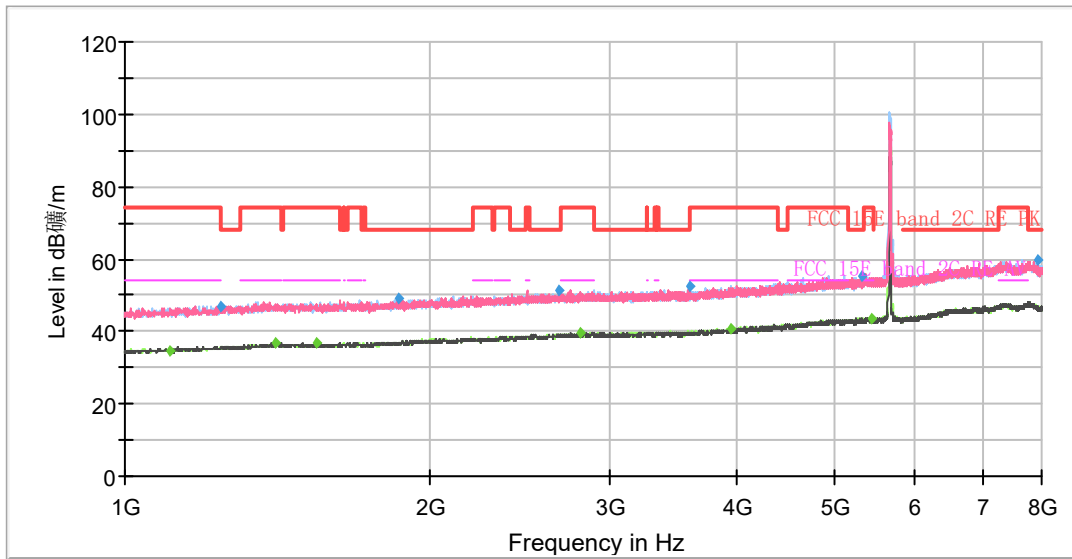


Frequency (MHz)	MaxPeak (dB μ V/m)	Average (dB μ V/m)	Limit (dB μ V/m)	Margin (dB)	Meas. Time (ms)	Height (cm)	Pol	Azimuth (deg)	Corr. (dB/m)
1299.25	47.83	---	68.20	20.37	500.00	100.0	H	134.00	-7
1408.63	---	36.48	54.00	17.52	500.00	200.0	H	3.00	-7
1691.25	---	36.53	54.00	17.47	500.00	200.0	H	135.00	-6
1912.63	48.53	---	68.20	19.67	500.00	200.0	V	322.00	-5
2583.75	50.33	---	68.20	17.87	500.00	200.0	H	129.00	-4
2796.38	---	39.06	54.00	14.94	500.00	200.0	H	9.00	-3
3075.50	51.34	---	68.20	16.86	500.00	100.0	V	0.00	-3
3955.75	---	40.36	54.00	13.64	500.00	100.0	V	48.00	-1
5345.25	54.73	---	68.20	13.47	500.00	200.0	H	43.00	4
5450.25	---	43.54	54.00	10.46	500.00	100.0	H	330.00	4
7371.75	---	47.52	54.00	6.48	500.00	200.0	H	129.00	9
7780.38	59.12	---	68.20	9.08	500.00	100.0	V	196.00	9

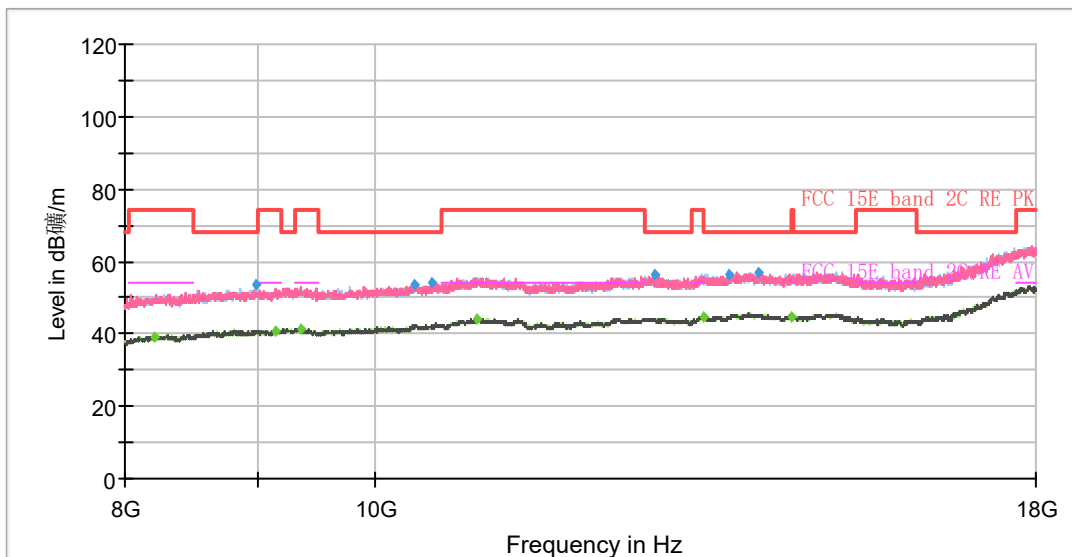
Remark: 1. Correction Factor = Antenna factor + Insertion loss (cable loss + amplifier gain)

2. Margin = Limit - MAX Peak/ Average

802.11n (HT40) CH134



Radiates Emission from 1GHz to 8GHz
 Note: The signal beyond the limit is carrier.



Radiates Emission from 8GHz to 18GHz



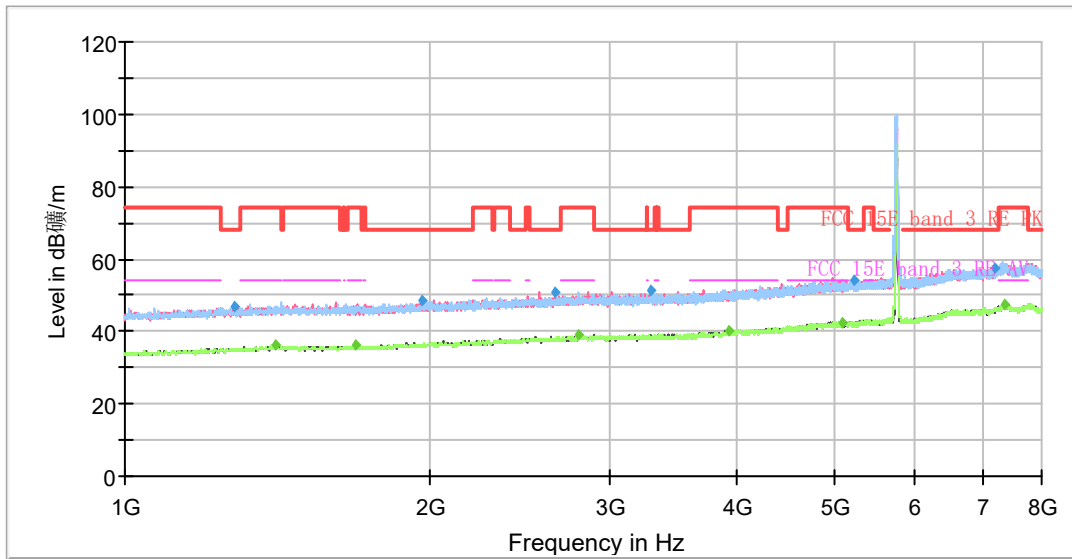
Frequency (MHz)	MaxPeak (dB μ V/m)	Average (dB μ V/m)	Limit (dB μ V/m)	Margin (dB)	Meas. Time (ms)	Height (cm)	Pol	Azimuth (deg)	Corr. (dB/m)
1105.00	---	34.51	54.00	19.49	500.00	200.0	V	152.00	-9
1245.00	46.98	---	68.20	21.22	500.00	200.0	V	0.00	-8
1404.25	---	36.83	54.00	17.17	500.00	100.0	H	136.00	-7
1543.38	---	36.74	54.00	17.26	500.00	200.0	V	0.00	-6
1861.00	48.87	---	68.20	19.33	500.00	200.0	V	74.00	-6
2671.25	51.10	---	68.20	17.10	500.00	200.0	V	356.00	-4
2812.13	---	39.68	54.00	14.32	500.00	200.0	V	257.00	-3
3596.13	52.36	---	68.20	15.84	500.00	100.0	V	12.00	-2
3951.38	---	40.78	54.00	13.22	500.00	200.0	V	159.00	-1
5312.00	55.04	---	68.20	13.16	500.00	100.0	H	39.00	4
5428.38	---	43.76	54.00	10.24	500.00	200.0	H	286.00	4
7914.25	59.52	---	68.20	8.68	500.00	200.0	H	259.00	9

Remark: 1. Correction Factor = Antenna factor + Insertion loss (cable loss + amplifier gain)

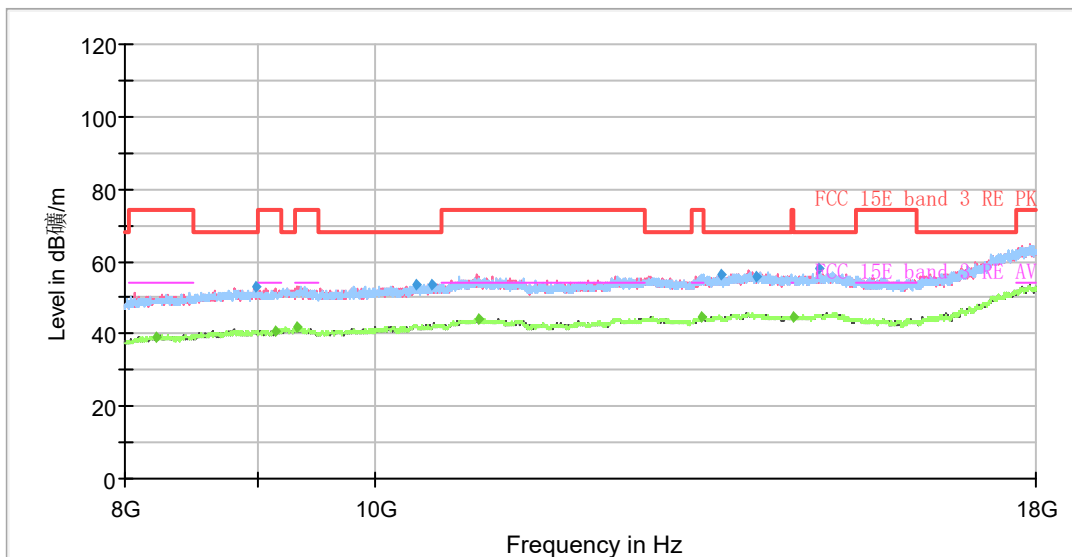
2. Margin = Limit - MAX Peak/ Average



802.11n (HT40) CH151



Radiates Emission from 1GHz to 8GHz
Note: The signal beyond the limit is carrier.



Radiates Emission from 8GHz to 18GHz

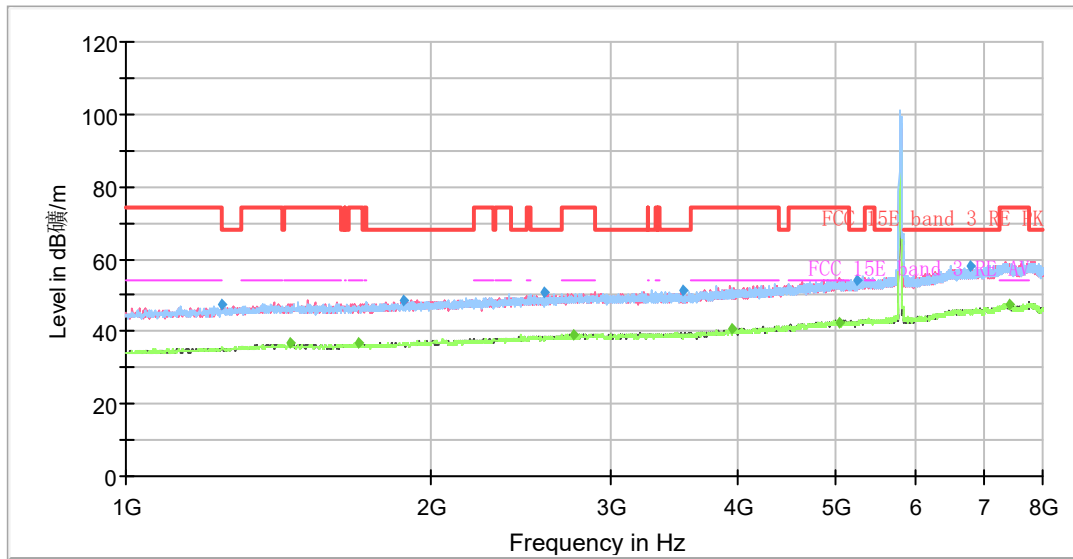


Frequency (MHz)	MaxPeak (dB μ V/m)	Average (dB μ V/m)	Limit (dB μ V/m)	Margin (dB)	Meas. Time (ms)	Height (cm)	Pol	Azimuth (deg)	Corr. (dB/m)
1280.00	46.75	---	68.20	21.45	500.00	200.0	H	6.00	-8
1407.75	---	36.08	54.00	17.92	500.00	200.0	H	177.00	-7
1687.75	---	36.12	54.00	17.88	500.00	100.0	V	0.00	-6
1959.88	48.47	---	68.20	19.73	500.00	200.0	V	268.00	-5
2657.25	50.88	---	68.20	17.32	500.00	100.0	V	16.00	-4
2801.63	---	38.80	54.00	15.20	500.00	200.0	V	289.00	-3
3295.13	51.36	---	68.20	16.84	500.00	100.0	V	22.00	-3
3928.63	---	39.96	54.00	14.04	500.00	100.0	V	22.00	-1
5096.75	---	42.25	54.00	11.75	500.00	100.0	V	208.00	3
5221.00	54.19	---	68.20	14.01	500.00	100.0	H	0.00	3
7176.63	57.75	---	68.20	10.45	500.00	200.0	H	46.00	8
7362.13	---	47.64	54.00	6.36	500.00	100.0	H	186.00	9

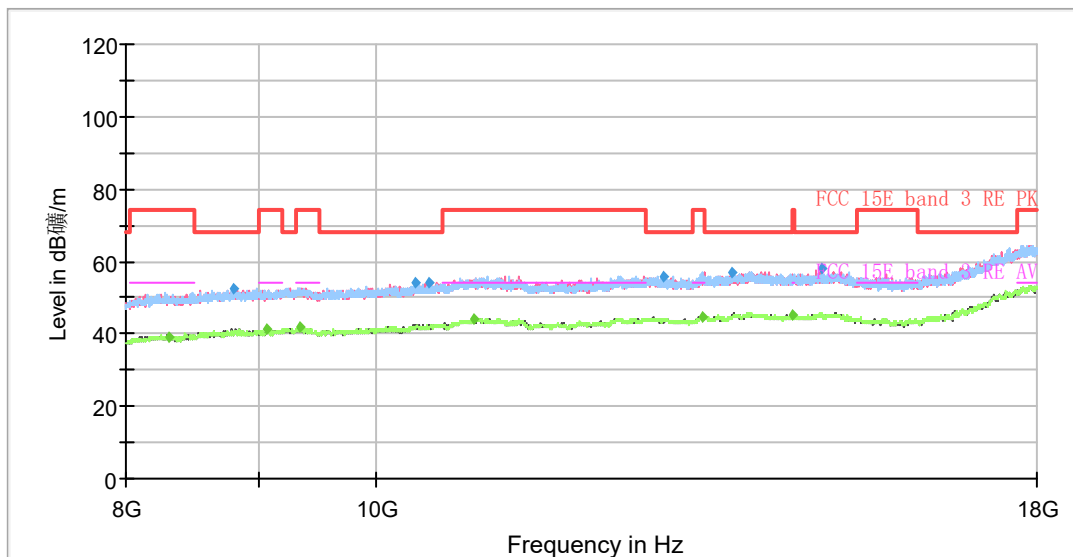
Remark: 1. Correction Factor = Antenna factor + Insertion loss (cable loss + amplifier gain)

2. Margin = Limit - MAX Peak/ Average

802.11n (HT40) CH159



Radiates Emission from 1GHz to 8GHz
Note: The signal beyond the limit is carrier.



Radiates Emission from 8GHz to 18GHz



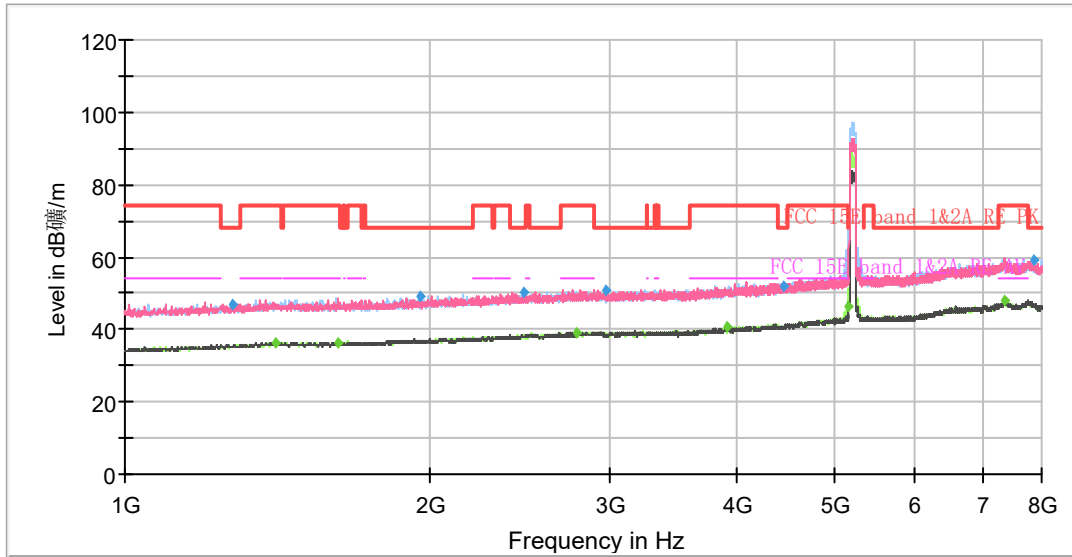
Frequency (MHz)	MaxPeak (dB μ V/m)	Average (dB μ V/m)	Limit (dB μ V/m)	Margin (dB)	Meas. Time (ms)	Height (cm)	Pol	Azimuth (deg)	Corr. (dB/m)
1242.38	47.61	---	68.20	20.59	500.00	200.0	V	0.00	-8
1449.75	---	36.62	54.00	17.38	500.00	100.0	H	204.00	-7
1693.88	---	36.62	54.00	17.38	500.00	200.0	V	319.00	-6
1880.25	48.78	---	68.20	19.42	500.00	100.0	H	359.00	-6
2581.13	50.71	---	68.20	17.49	500.00	100.0	H	265.00	-4
2755.25	---	39.18	54.00	14.82	500.00	200.0	V	87.00	-4
3535.75	51.17	---	68.20	17.03	500.00	100.0	V	142.00	-3
3954.88	---	40.51	54.00	13.49	500.00	200.0	H	66.00	-1
5044.25	---	42.64	54.00	11.36	500.00	100.0	V	5.00	3
5241.13	54.17	---	68.20	14.03	500.00	100.0	H	156.00	3
6796.88	57.88	---	68.20	10.32	500.00	200.0	H	169.00	9
7422.50	---	47.49	54.00	6.51	500.00	100.0	V	47.00	9

Remark: 1. Correction Factor = Antenna factor + Insertion loss (cable loss + amplifier gain)

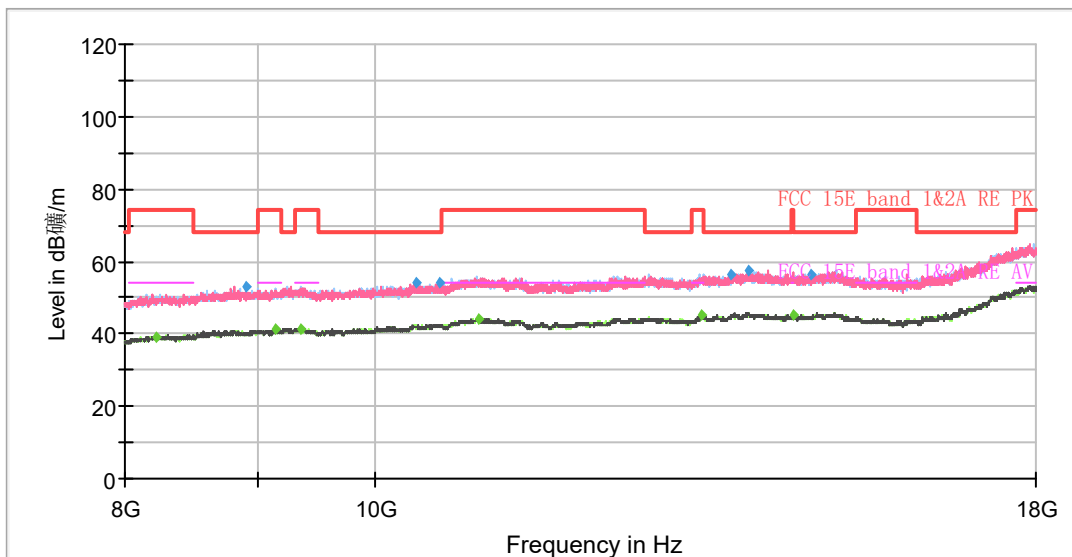
2. Margin = Limit - MAX Peak/ Average



802.11ac (VHT80) CH42



Radiates Emission from 1GHz to 8GHz
Note: The signal beyond the limit is carrier.



Radiates Emission from 8GHz to 18GHz



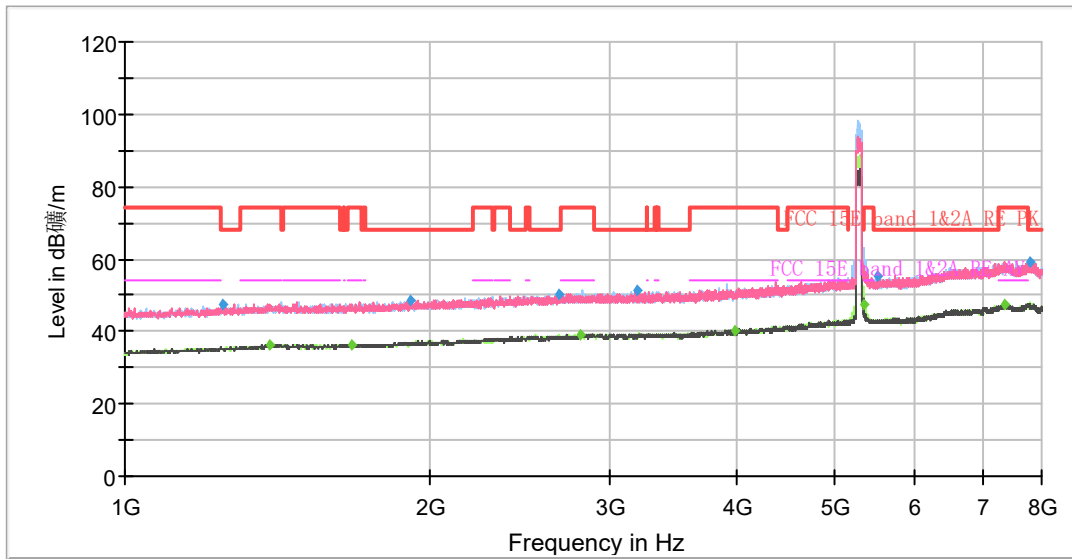
Frequency (MHz)	MaxPeak (dB μ V/m)	Average (dB μ V/m)	Limit (dB μ V/m)	Margin (dB)	Meas. Time (ms)	Height (cm)	Pol	Azimuth (deg)	Corr. (dB/m)
1273.88	47.13	---	68.20	21.07	500.00	100.0	V	0.00	-8
1407.75	---	36.47	54.00	17.53	500.00	200.0	H	224.00	-7
1623.88	---	36.49	54.00	17.51	500.00	200.0	H	356.00	-6
1956.38	49.13	---	68.20	19.07	500.00	200.0	H	115.00	-5
2471.75	50.18	---	68.20	18.02	500.00	200.0	H	198.00	-4
2781.50	---	38.97	54.00	15.03	500.00	100.0	V	358.00	-3
2972.25	50.92	---	68.20	17.28	500.00	100.0	H	2.00	-3
3925.13	---	40.51	54.00	13.49	500.00	100.0	H	201.00	-1
4460.63	52.12	---	68.20	16.08	500.00	200.0	V	88.00	1
5149.25	---	46.18	54.00	7.82	500.00	100.0	H	0.00	3
7363.00	---	47.85	54.00	6.15	500.00	100.0	V	318.00	9
7844.25	59.23	---	68.20	8.97	500.00	100.0	V	326.00	9

Remark: 1. Correction Factor = Antenna factor + Insertion loss (cable loss + amplifier gain)

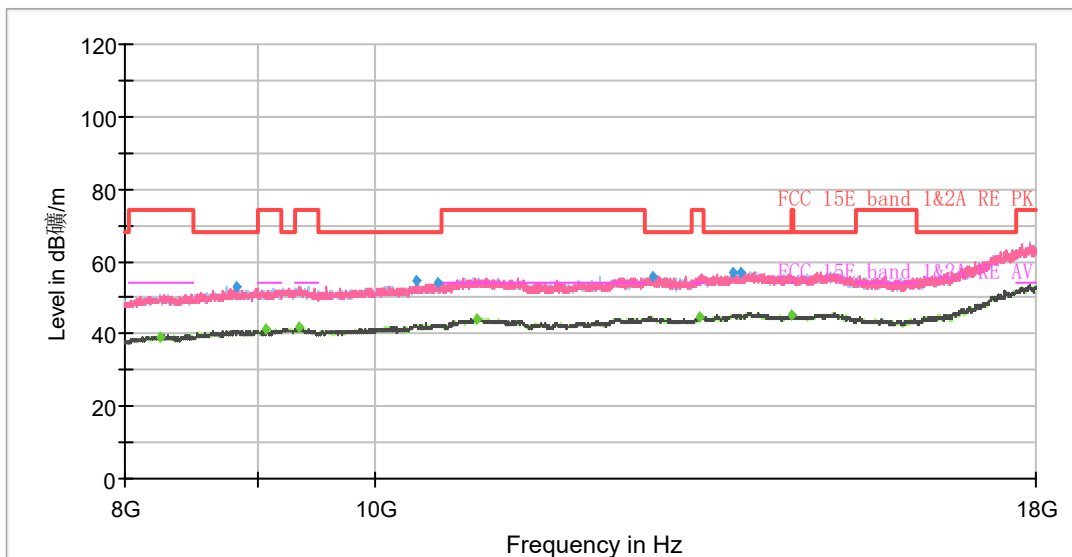
2. Margin = Limit - MAX Peak/ Average



802.11ac (VHT80) CH58



Radiates Emission from 1GHz to 8GHz
Note: The signal beyond the limit is carrier.



Radiates Emission from 8GHz to 18GHz

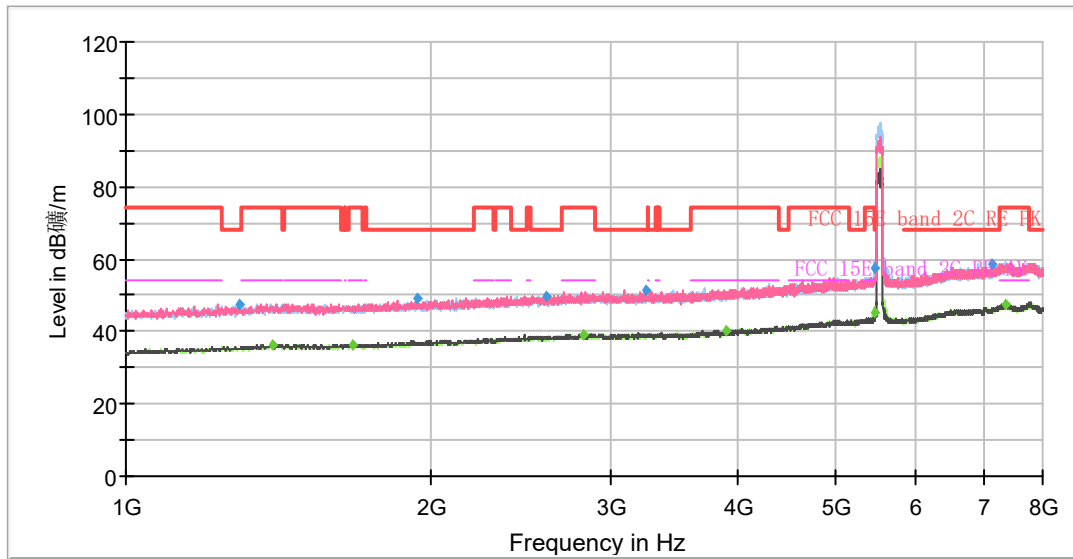


Frequency (MHz)	MaxPeak (dB μ V/m)	Average (dB μ V/m)	Limit (dB μ V/m)	Margin (dB)	Meas. Time (ms)	Height (cm)	Pol	Azimuth (deg)	Corr. (dB/m)
1249.38	47.48	---	68.20	20.72	500.00	200.0	V	10.00	-8
1391.13	---	36.36	54.00	17.64	500.00	200.0	H	0.00	-7
1672.88	---	36.48	54.00	17.52	500.00	100.0	V	325.00	-6
1907.38	48.56	---	68.20	19.64	500.00	200.0	H	0.00	-5
2673.00	50.35	---	68.20	17.85	500.00	200.0	V	156.00	-4
2809.50	---	39.13	54.00	14.87	500.00	200.0	V	210.00	-3
3193.63	51.47	---	68.20	16.73	500.00	200.0	V	272.00	-3
3986.38	---	40.28	54.00	13.72	500.00	100.0	H	199.00	-1
5350.50	---	47.44	54.00	6.56	500.00	100.0	H	314.00	4
5519.38	55.38	---	68.20	12.82	500.00	200.0	H	299.00	4
7366.50	---	47.51	54.00	6.49	500.00	200.0	V	251.00	9
7794.38	59.13	---	68.20	9.07	500.00	100.0	V	231.00	9

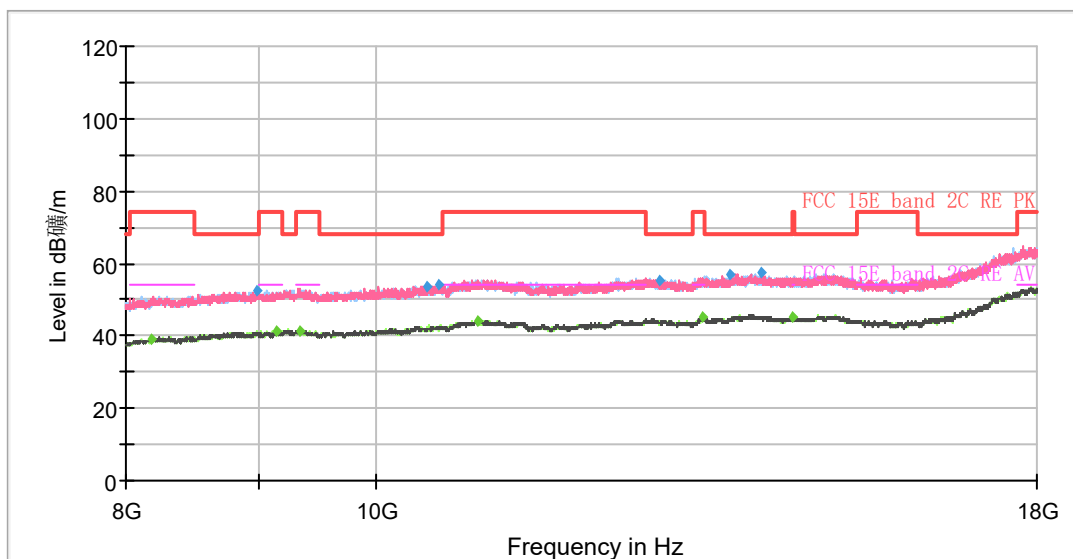
Remark: 1. Correction Factor = Antenna factor + Insertion loss (cable loss + amplifier gain)

2. Margin = Limit - MAX Peak/ Average

802.11ac (VHT80) CH106



Radiates Emission from 1GHz to 8GHz
Note: The signal beyond the limit is carrier.



Radiates Emission from 8GHz to 18GHz



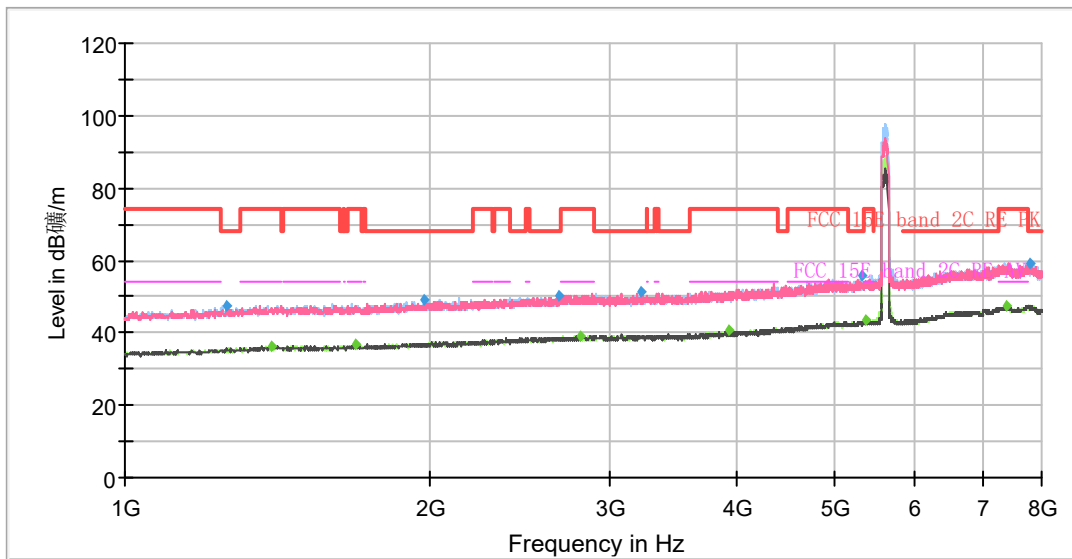
Frequency (MHz)	MaxPeak (dB μ V/m)	Average (dB μ V/m)	Limit (dB μ V/m)	Margin (dB)	Meas. Time (ms)	Height (cm)	Pol	Azimuth (deg)	Corr. (dB/m)
1290.50	47.49	---	68.20	20.71	500.00	200.0	V	334.00	-8
1392.00	---	36.27	54.00	17.73	500.00	100.0	V	0.00	-7
1674.63	---	36.41	54.00	17.59	500.00	200.0	V	12.00	-6
1935.38	48.85	---	68.20	19.35	500.00	100.0	V	90.00	-5
2595.13	49.77	---	68.20	18.43	500.00	200.0	H	355.00	-4
2820.00	---	39.02	54.00	14.98	500.00	200.0	V	166.00	-3
3245.25	51.28	---	68.20	16.92	500.00	200.0	V	97.00	-3
3895.38	---	40.32	54.00	13.68	500.00	200.0	V	201.00	-1
5459.00	---	45.36	54.00	8.64	500.00	100.0	H	0.00	4
5467.75	57.47	---	68.20	10.73	500.00	100.0	H	354.00	4
7138.13	58.82	---	68.20	9.38	500.00	100.0	V	297.00	8
7343.75	---	47.40	54.00	6.60	500.00	100.0	H	178.00	9

Remark: 1. Correction Factor = Antenna factor + Insertion loss (cable loss + amplifier gain)

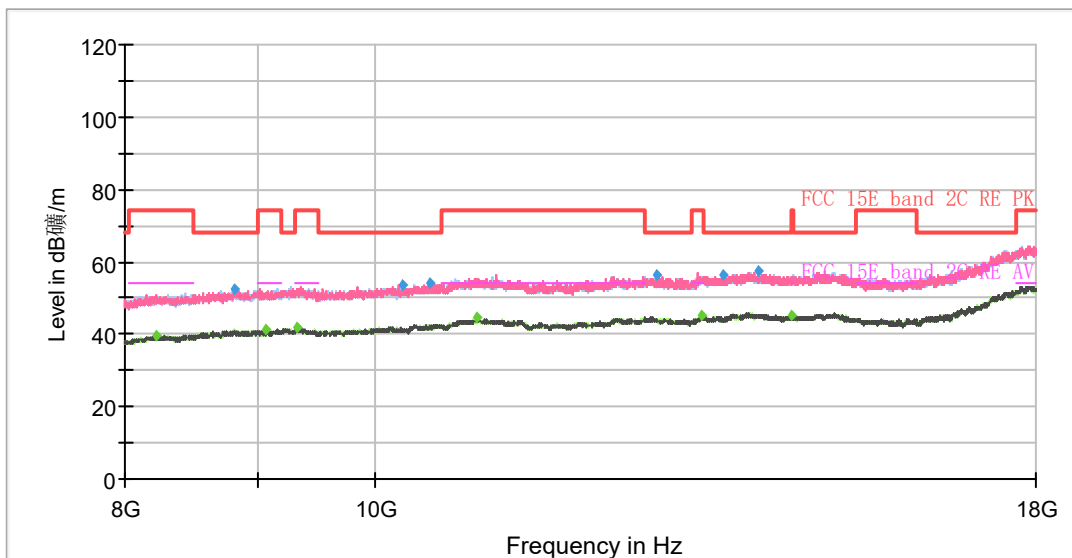
2. Margin = Limit - MAX Peak/ Average



802.11ac (VHT80) CH122



Radiates Emission from 1GHz to 8GHz
Note: The signal beyond the limit is carrier.



Radiates Emission from 8GHz to 18GHz



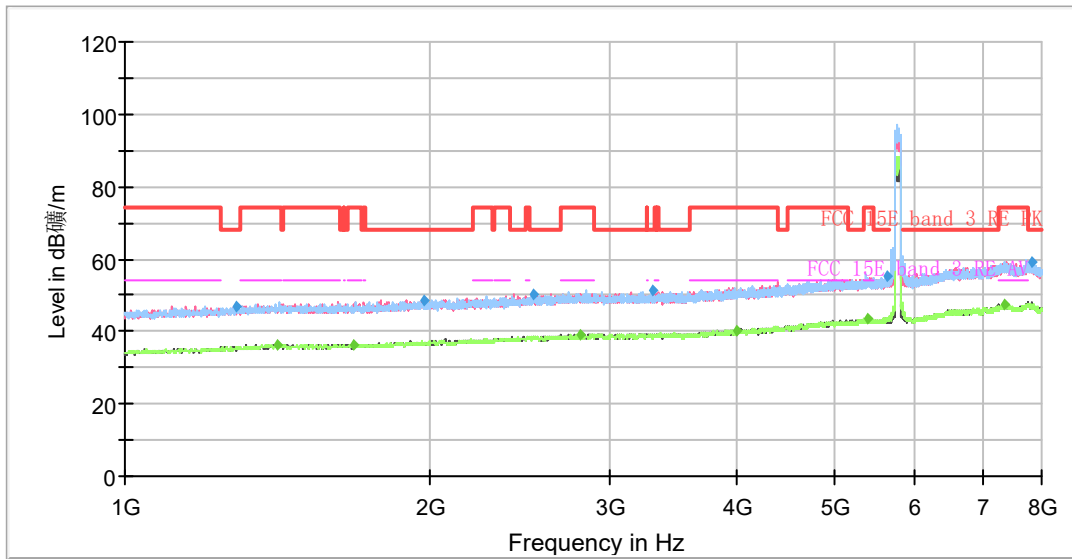
Frequency (MHz)	MaxPeak (dB μ V/m)	Average (dB μ V/m)	Limit (dB μ V/m)	Margin (dB)	Meas. Time (ms)	Height (cm)	Pol	Azimuth (deg)	Corr. (dB/m)
1261.63	47.62	---	68.20	20.58	500.00	200.0	V	40.00	-8
1392.00	---	36.41	54.00	17.59	500.00	200.0	H	193.00	-7
1689.50	---	36.85	54.00	17.15	500.00	100.0	H	162.00	-6
1968.63	49.01	---	68.20	19.19	500.00	100.0	H	2.00	-5
2670.38	50.24	---	68.20	17.96	500.00	200.0	H	295.00	-4
2809.50	---	39.20	54.00	14.80	500.00	100.0	V	274.00	-3
3221.63	51.07	---	68.20	17.13	500.00	200.0	H	0.00	-3
3937.38	---	40.49	54.00	13.51	500.00	100.0	H	224.00	-1
5323.38	56.06	---	68.20	12.14	500.00	200.0	H	341.00	4
5367.13	---	43.54	54.00	10.46	500.00	100.0	V	315.00	4
7370.88	---	47.53	54.00	6.47	500.00	200.0	V	190.00	9
7785.63	59.10	---	68.20	9.10	500.00	100.0	H	88.00	9

Remark: 1. Correction Factor = Antenna factor + Insertion loss (cable loss + amplifier gain)

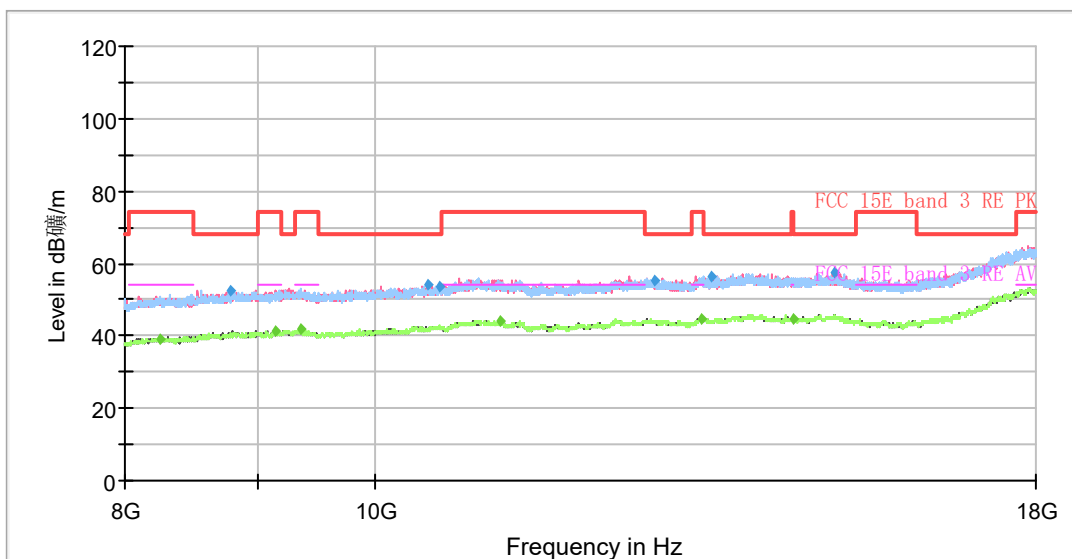
2. Margin = Limit - MAX Peak/ Average



802.11ac (VHT80) CH155



Radiates Emission from 1GHz to 8GHz
Note: The signal beyond the limit is carrier.



Radiates Emission from 8GHz to 18GHz



Frequency (MHz)	MaxPeak (dB μ V/m)	Average (dB μ V/m)	Limit (dB μ V/m)	Margin (dB)	Meas. Time (ms)	Height (cm)	Pol	Azimuth (deg)	Corr. (dB/m)
1286.13	46.75	---	68.20	21.45	500.00	200.0	V	110.00	-8
1413.00	---	36.38	54.00	17.62	500.00	100.0	V	11.00	-7
1677.25	---	36.50	54.00	17.50	500.00	100.0	V	2.00	-6
1973.00	48.56	---	68.20	19.64	500.00	100.0	H	272.00	-5
2526.88	50.26	---	68.20	17.94	500.00	200.0	H	27.00	-4
2814.75	---	38.99	54.00	15.01	500.00	100.0	V	11.00	-3
3307.38	51.10	---	68.20	17.10	500.00	200.0	V	218.00	-3
3998.63	---	40.30	54.00	13.70	500.00	100.0	V	259.00	-1
5391.63	---	43.53	54.00	10.47	500.00	200.0	H	180.00	4
5642.75	55.07	---	68.20	13.13	500.00	100.0	H	0.00	4
7363.00	---	47.57	54.00	6.43	500.00	100.0	H	219.00	9
7812.75	59.09	---	68.20	9.11	500.00	200.0	H	222.00	9

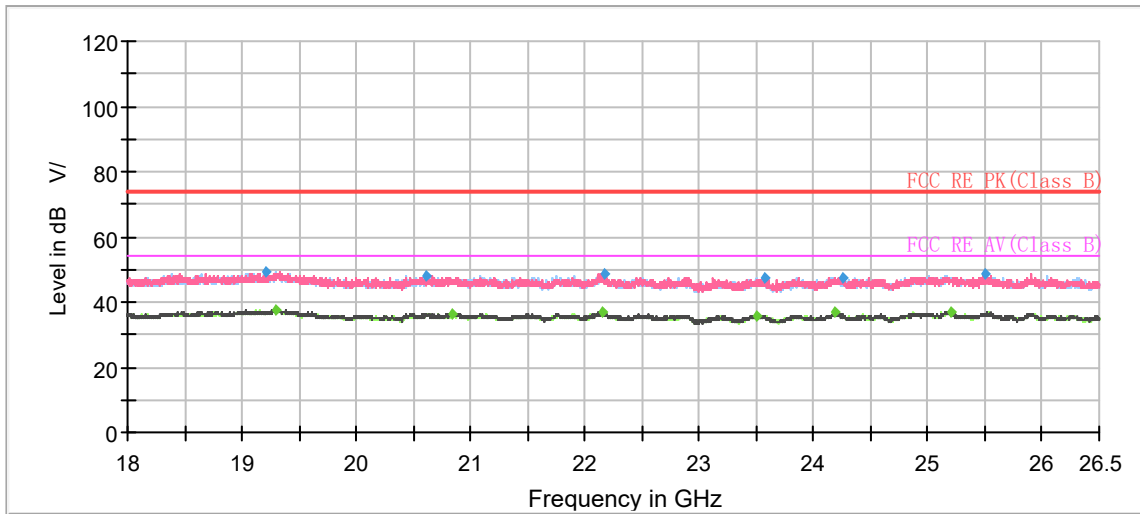
Remark: 1. Correction Factor = Antenna factor + Insertion loss (cable loss + amplifier gain)

2. Margin = Limit - MAX Peak/ Average



During the test, the Radiates Emission from 18GHz to 40GHz was performed in all modes with all channels, 802.11a, Channel 100 are selected as the worst condition. The test data of the worst-case condition was recorded in this report.

A symbol (dB μ V/m) in the test plot below means (dB μ V/m)

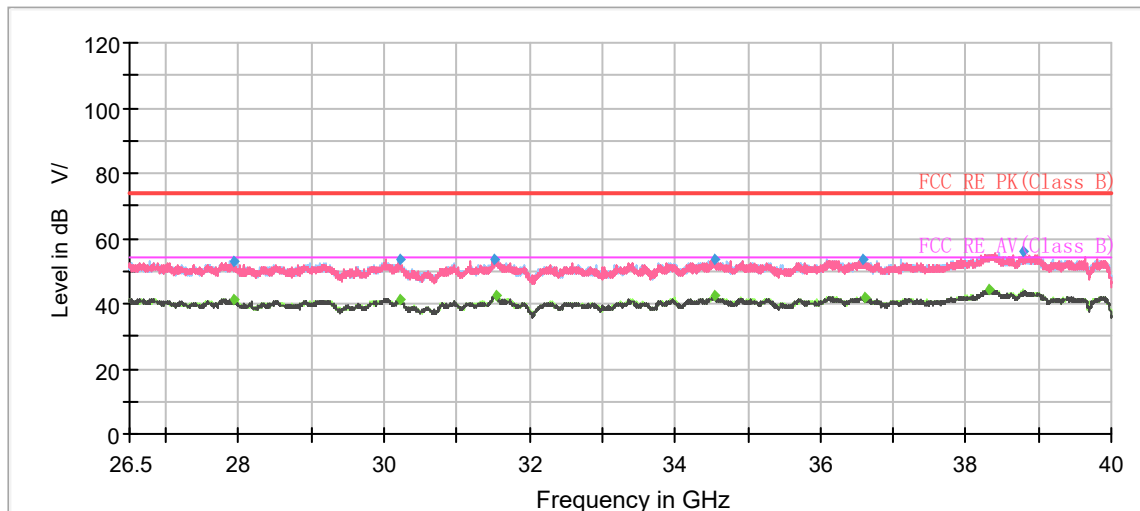


Radiates Emission from 18GHz to 26.5GHz

Frequency (MHz)	MaxPeak (dB μ V/m)	Average (dB μ V/m)	Limit (dB μ V/m)	Margin (dB)	Meas. Time (ms)	Height (cm)	Pol	Azimuth (deg)	Corr. (dB/m)
19210.19	49.43	---	74.00	24.57	500.00	200.0	V	273.00	-6
19302.63	---	37.65	54.00	16.35	500.00	100.0	V	62.00	-6
20610.56	47.87	---	74.00	26.13	500.00	200.0	H	315.00	-7
20846.44	---	36.41	54.00	17.59	500.00	100.0	V	82.00	-7
22148.00	---	36.82	54.00	17.18	500.00	200.0	H	227.00	-6
22165.00	48.46	---	74.00	25.54	500.00	200.0	H	117.00	-6
23505.88	---	35.57	54.00	18.43	500.00	200.0	H	38.00	-5
23577.06	47.57	---	74.00	26.43	500.00	200.0	H	232.00	-5
24192.25	---	36.69	54.00	17.31	500.00	200.0	H	0.00	-4
24259.19	47.41	---	74.00	26.59	500.00	200.0	V	239.00	-4
25209.06	---	36.96	54.00	17.04	500.00	200.0	V	299.00	-3
25505.50	48.76	---	74.00	25.24	500.00	200.0	H	53.00	-3

Remark: 1. Correction Factor = Antenna factor + Insertion loss (cable loss + amplifier gain)

2. Margin = Limit-MAX Peak/ Average



Radiates Emission from 26.5GHz to 40GHz

Frequency (MHz)	MaxPeak (dB μ V/m)	Average (dB μ V/m)	Limit (dB μ V/m)	Margin (dB)	Meas. Time (ms)	Height (cm)	Pol	Azimuth (deg)	Corr. (dB/m)
27932.69	---	41.00	54.00	13.00	500.00	200.0	H	124.00	0
27934.38	52.77	---	74.00	21.23	500.00	100.0	V	145.00	0
30205.75	53.33	---	74.00	20.67	500.00	200.0	V	138.00	-1
30209.13	---	41.53	54.00	12.47	500.00	100.0	V	59.00	-1
31525.38	53.69	---	74.00	20.31	500.00	100.0	H	317.00	0
31530.44	---	42.47	54.00	11.53	500.00	200.0	V	227.00	0
34539.25	---	42.27	54.00	11.73	500.00	200.0	H	231.00	1
34556.13	53.56	---	74.00	20.44	500.00	100.0	H	277.00	1
36576.06	53.43	---	74.00	20.57	500.00	200.0	H	9.00	2
36603.06	---	41.95	54.00	12.05	500.00	200.0	H	0.00	2
38332.75	---	44.26	54.00	9.74	500.00	200.0	H	196.00	5
38796.81	55.81	---	74.00	18.19	500.00	200.0	H	61.00	3

Remark: 1. Correction Factor = Antenna factor + Insertion loss (cable loss + amplifier gain)

2. Margin = Limit-MAX Peak/ Average

5.6. Conducted Emission

Ambient condition

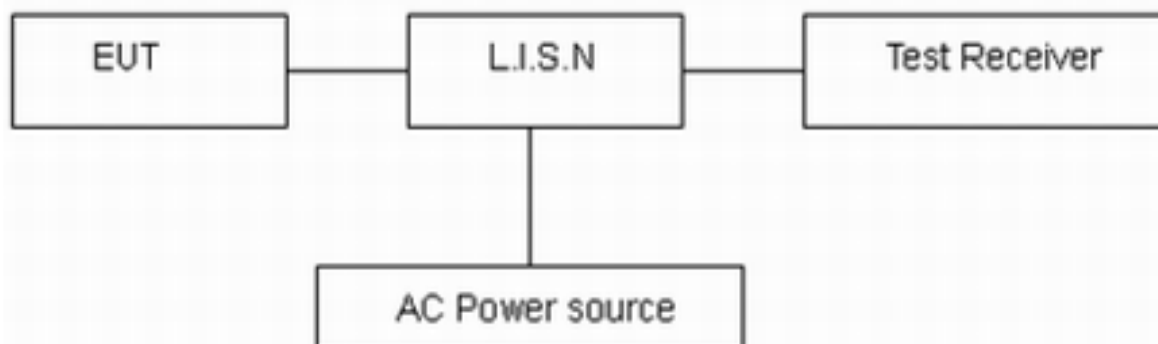
Temperature	Relative humidity	Pressure
23°C ~25°C	45%~50%	101.5kPa

Methods of Measurement

The EUT IS placed on a non-metallic table of 80cm height above the horizontal metal reference ground plane. During the test, the EUT was operating in its typical mode. The test method is according to ANSI C63.10. Connect the AC power line of the EUT to the LISN Use EMI receiver to detect the average and Quasi-peak value. RBW is set to 9kHz, VBW is set to 30kHz The measurement result should include both L line and N line.

The test is in transmitting mode.

Test Setup



Note: AC Power source is used to change the voltage 110V/60Hz.

Limits

Frequency (MHz)	Conducted Limits(dBμV)	
	Quasi-peak	Average
0.15 - 0.5	66 to 56 *	56 to 46 *
0.5 - 5	56	46
5 - 30	60	50

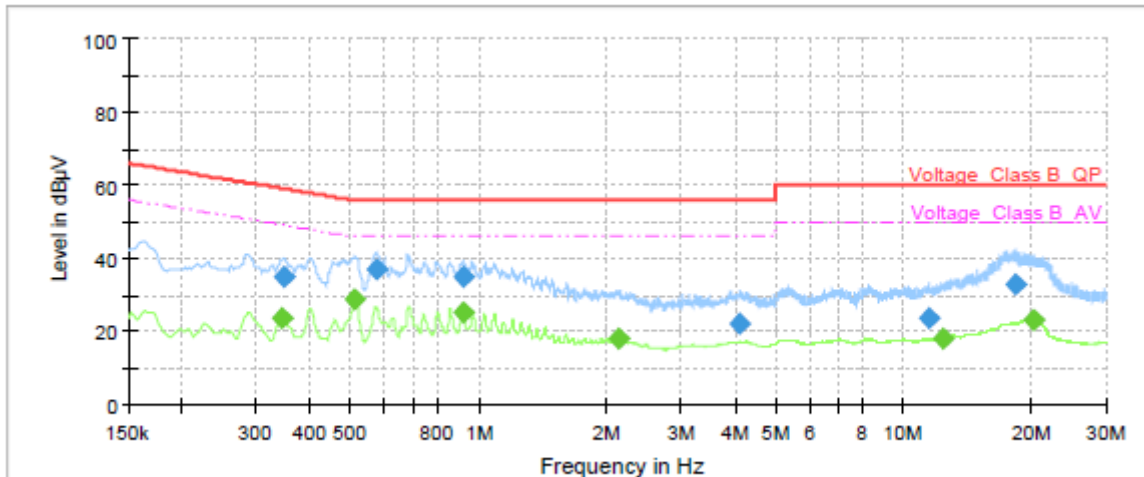
*: Decreases with the logarithm of the frequency.

Measurement Uncertainty

The assessed measurement uncertainty to ensure 95% confidence level for the normal distribution is with the coverage factor $k = 1.96$, $U = 2.69$ dB.

Test Results:

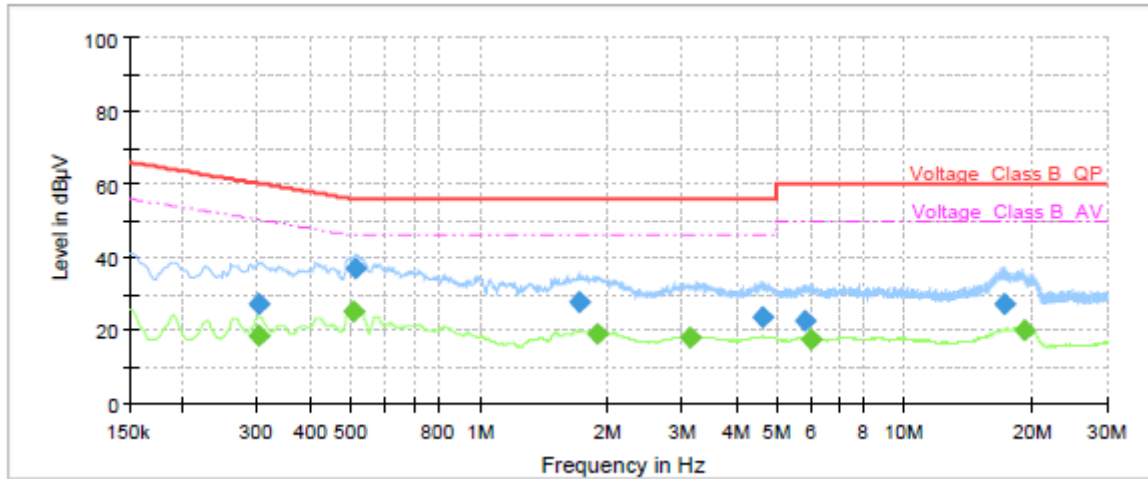
Following plots, Blue trace uses the peak detection and Green trace uses the average detection. During the test, the Conducted Emission was performed in all modes with all channels, 802.11a, Channel 100 are selected as the worst condition. The test data of the worst-case condition was recorded in this report.



Frequency (MHz)	QuasiPeak (dBµV)	Average (dBµV)	Limit (dBµV)	Margin (dB)	Meas. Time (ms)	Bandwidth (kHz)	Line	Filter	Corr. (dB)
0.343500	---	23.83	49.12	25.29	1000.0	9.000	L1	ON	20.5
0.348000	34.63	---	59.01	24.38	1000.0	9.000	L1	ON	20.5
0.512250	---	28.66	46.00	17.34	1000.0	9.000	L1	ON	20.3
0.573000	37.10	---	56.00	18.90	1000.0	9.000	L1	ON	20.3
0.915000	---	25.25	46.00	20.75	1000.0	9.000	L1	ON	20.0
0.919500	35.06	---	56.00	20.94	1000.0	9.000	L1	ON	20.0
2.123250	---	17.94	46.00	28.06	1000.0	9.000	L1	ON	19.5
4.119000	21.89	---	56.00	34.11	1000.0	9.000	L1	ON	19.4
11.431500	23.69	---	60.00	36.31	1000.0	9.000	L1	ON	19.6
12.403500	---	18.09	50.00	31.91	1000.0	9.000	L1	ON	19.7
18.269250	32.60	---	60.00	27.40	1000.0	9.000	L1	ON	19.8
20.161500	---	23.05	50.00	26.95	1000.0	9.000	L1	ON	19.8

Remark: Correct factor=cable loss + LISN factor

L line Conducted Emission from 150 KHz to 30 MHz



Frequency (MHz)	QuasiPeak (dBµV)	Average (dBµV)	Limit (dBµV)	Margin (dB)	Meas. Time (ms)	Bandwidth (kHz)	Line	Filter	Corr. (dB)
0.300750	27.39	---	60.22	32.83	1000.0	9.000	N	ON	20.6
0.303000	---	18.28	50.16	31.88	1000.0	9.000	N	ON	20.6
0.503250	---	25.04	46.00	20.96	1000.0	9.000	N	ON	20.4
0.510000	37.05	---	56.00	18.95	1000.0	9.000	N	ON	20.4
1.707000	27.48	---	56.00	28.52	1000.0	9.000	N	ON	19.6
1.882500	---	18.89	46.00	27.11	1000.0	9.000	N	ON	19.6
3.117750	---	17.81	46.00	28.19	1000.0	9.000	N	ON	19.5
4.652250	23.54	---	56.00	32.46	1000.0	9.000	N	ON	19.5
5.856000	22.46	---	60.00	37.54	1000.0	9.000	N	ON	19.5
6.042750	---	17.26	50.00	32.74	1000.0	9.000	N	ON	19.5
17.099250	26.93	---	60.00	33.07	1000.0	9.000	N	ON	19.8
19.214250	---	19.99	50.00	30.01	1000.0	9.000	N	ON	19.8

Remark: Correct factor=cable loss + LISN factor

N line Conducted Emission from 150 KHz to 30 MHz



6. Main Test Instruments

Name	Manufacturer	Type	Serial Number	Calibration Date	Expiration Date
Power sensor	R&S	OSP-B157W8	100924	2021-12-12	2022-12-11
Spectrum Analyzer	KEYSIGHT	N9020A	MY54420163	2021-12-12	2022-12-11
DC Power Supply	GWINSTEK	GPS-3030D	GEQ875952	2022-05-14	2023-05-13
Climate Chamber	ESPEC	SU-242	93000506	2021-12-12	2022-12-11
Radio Frequency Switch Box	MWRFTTEST	MW100-RFCB	A00017-2	2021-12-12	2022-12-11
Conducted Emission					
Artificial main network	R&S	ENV216	102191	2020-12-13	2022-12-12
EMI Test Receiver	R&S	ESR	101667	2022-05-25	2023-05-24
Software	R&S	EMC32	10.35.10	/	/
Radiated Emission					
EMI Test Receiver	R&S	ESR	102389	2022-05-25	2023-05-24
Signal Analyzer	R&S	FSV40	100816	2021-12-12	2022-12-11
Loop Antenna	SCHWARZBECK	FMZB1519	1519-047	2020-04-02	2023-04-01
TRILOG Broadband Antenna	SCHWARZBECK	VULB 9163	1023	2020-05-05	2023-05-04
Horn Antenna	R&S	HF907	102723	2020-08-11	2023-08-10
Horn Antenna	ETS-Lindgren	3160-09	00102643	2021-10-10	2024-10-09
Horn Antenna	STEATITE	QSH-SL-26-40-K-15	16779	2019-12-24	2022-12-23
Software	R&S	EMC32	9.26.01	/	/

*****END OF REPORT *****



ANNEX A: The EUT Appearance

The EUT Appearance are submitted separately.



ANNEX B: Test Setup Photos

The Test Setup Photos are submitted separately.



ANNEX C: Product Change Description

The Product Change Description are submitted separately.