



R1907A0380: SAR Test Setup



Picture 1: Left Hand Touch Cheek Position




Picture 2: Left Hand Tilt 15 Degree Position




Picture 3: Right Hand Touch Cheek Position




Picture 4: Right Hand Tilt 15 Degree Position




Picture 5: Back Side, the distance from handset to the bottom of the Phantom is 1.0cm




Picture 6: Back Side, the distance from handset to the bottom of the Phantom is 2.0cm



Picture 7: Front Side, the distance from handset to the bottom of the Phantom is 1.0cm



Picture 8: Left Side, the distance from handset to the bottom of the Phantom is 1.0cm



Picture 9: Right Side, the distance from handset to the bottom of the Phantom is 1.0cm



Picture 10: Top Side, the distance from handset to the bottom of the Phantom is 1.0cm



Picture 11: Bottom Side, the distance from handset to the bottom of the Phantom is 1.0cm



Picture 12: Bottom Side, the distance from handset to the bottom of the Phantom is 1.7cm