

ANNEX D Highest Graph Results

P1_GSM850_GSM_Left Cheek_128

Date: 2019/8/4

DUT: EUT

Communication System: GSM850; Frequency: 824.2 MHz; Duty Cycle: 1:8.3

Medium: H835 Medium parameters used (interpolated): $f = 824.2$ MHz; $\sigma = 0.88$ mho/m; $\epsilon_r = 42.5$; $\rho = 1000$ kg/m

DASY5 Configuration:

- Probe: ES3DV3 - SN3090; ConvF(6.12, 6.12, 6.12); Calibrated: 2019/4/12
- Sensor-Surface: 3mm (Mechanical Surface Detection)
- Electronics: DAE4 Sn662; Calibrated: 2019/4/11
- Phantom: SAM 2; Type: QD 000 P40 CB; Serial: TP-1376
- ; Postprocessing SW: SEMCAD, V1.8 Build 186

Test/Area Scan (61x71x1): Measurement grid: dx=15mm, dy=15mm
Maximum value of SAR (interpolated) = 0.018 mW/g


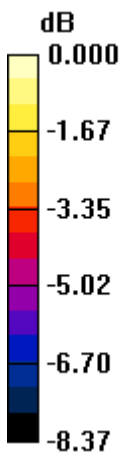
Test/Zoom Scan (5x5x7)/Cube 0: Measurement grid: dx=8mm, dy=8mm, dz=5mm

Reference Value = 1.61 V/m; Power Drift = 0.09 dB

Peak SAR (extrapolated) = 0.019 W/kg

SAR(1 g) = 0.016 mW/g; SAR(10 g) = 0.012 mW/g

Maximum value of SAR (measured) = 0.018 mW/g



0 dB = 0.018mW/g

DUT: EUT

Communication System: UID 0, GSM 1900 (0); Frequency: 1880 MHz; Duty Cycle: 1:8.30042
Medium parameters used: $f = 1880$ MHz; $\sigma = 1.42$ S/m; $\epsilon_r = 38.948$; $\rho = 1000$ kg/m³

DASY5 Configuration:

Probe: EX3DV4 - SN3677; ConvF(7.79, 7.79, 7.79); Calibrated: 2019/6/19

Sensor-Surface: 4mm (Mechanical Surface Detection)

Electronics: DAE4 Sn1291; Calibrated: 2018/12/4

Phantom: SAM 2; Type: SAM

Measurement SW: DASY52, Version 52.10 (1); SEMCAD X Version 14.6.11 (7439)

Test/ Area Scan (71x121x1): Interpolated grid: dx=15 mm, dy=15 mm

Maximum value of SAR (interpolated) = 0.0790 W/kg


Test/ Zoom Scan (5x5x7)/Cube 0: Measurement grid: dx=8mm, dy=8mm, dz=5mm

Reference Value = 1.630 V/m; Power Drift = -0.034 dB

Peak SAR (extrapolated) = 0.107 W/kg

SAR(1 g) = 0.070 W/kg; SAR(10 g) = 0.043 W/kg

Maximum value of SAR (measured) = 0.0769 W/kg



P3_ WCDMA B2 Right Cheek High

Date: 2019/8/14

DUT: EUT

Communication System: UID 0, WCDMA II (0); Frequency: 1907.6 MHz; Duty Cycle: 1:1
Medium parameters used: $f = 1908$ MHz; $\sigma = 1.44$ S/m; $\epsilon_r = 38.828$; $\rho = 1000$ kg/m³

DASY5 Configuration:

Probe: EX3DV4 - SN3677; ConvF(7.79, 7.79, 7.79); Calibrated: 2019/6/19

Sensor-Surface: 4mm (Mechanical Surface Detection)

Electronics: DAE4 Sn1291; Calibrated: 2018/12/4

Phantom: SAM 2; Type: SAM

Measurement SW: DASY52, Version 52.10 (1); SEMCAD X Version 14.6.11 (7439)

Test/ Area Scan (71x121x1): Interpolated grid: dx=15 mm, dy=15 mm

Maximum value of SAR (interpolated) = 0.130 W/kg


Test/ Cheek High/Zoom Scan (5x5x7)/Cube 0: Measurement grid: dx=8mm, dy=8mm, dz=5mm

Reference Value = 2.414 V/m; Power Drift = -0.071 dB

Peak SAR (extrapolated) = 0.176 W/kg

SAR(1 g) = 0.114 W/kg; SAR(10 g) = 0.070 W/kg

Maximum value of SAR (measured) = 0.123 W/kg



P4_ WCDMA B4 Right Cheek High

Date: 2019/8/13

DUT: EUT

Communication System: UID 0, WCDMA IV (0); Frequency: 1752.6 MHz; Duty Cycle: 1:1
Medium parameters used: $f = 1753$ MHz; $\sigma = 1.329$ S/m; $\epsilon_r = 39.357$; $\rho = 1000$ kg/m³

DASY5 Configuration:

Probe: EX3DV4 - SN3677; ConvF(8.21, 8.21, 8.21); Calibrated: 2019/6/19

Sensor-Surface: 4mm (Mechanical Surface Detection)

Electronics: DAE4 Sn1291; Calibrated: 2018/12/4

Phantom: SAM 2; Type: SAM

Measurement SW: DASY52, Version 52.10 (1); SEMCAD X Version 14.6.11 (7439)

Test/ Area Scan (71x121x1): Interpolated grid: $dx=15$ mm, $dy=15$ mm

Maximum value of SAR (interpolated) = 0.112 W/kg


Test/ Zoom Scan (5x5x7)/Cube 0: Measurement grid: $dx=8$ mm, $dy=8$ mm, $dz=5$ mm

Reference Value = 2.765 V/m; Power Drift = 0.07 dB

Peak SAR (extrapolated) = 0.148 W/kg

SAR(1 g) = 0.099 W/kg; SAR(10 g) = 0.063 W/kg

Maximum value of SAR (measured) = 0.106 W/kg



DUT: EUT

Communication System: WCDMA Band V; Frequency: 846.6 MHz; Duty Cycle: 1:1

Medium: H835 Medium parameters used: $f = 847$ MHz; $\sigma = 0.902$ mho/m; $\epsilon_r = 42.2$; $\rho = 1000$ kg/m³

DASY5 Configuration:

- Probe: ES3DV3 - SN3090; ConvF(6.12, 6.12, 6.12); Calibrated: 2019/4/12
- Sensor-Surface: 3mm (Mechanical Surface Detection)
- Electronics: DAE4 Sn662; Calibrated: 2019/4/11
- Phantom: SAM 2; Type: QD 000 P40 CB; Serial: TP-1376
- ; Postprocessing SW: SEMCAD, V1.8 Build 186

Test/Area Scan (61x71x1): Measurement grid: dx=15mm, dy=15mm

Maximum value of SAR (interpolated) = 0.126 mW/g


Test/Zoom Scan (5x5x7)/Cube 0: Measurement grid: dx=8mm, dy=8mm, dz=5mm

Reference Value = 4.42 V/m; Power Drift = 0.05 dB

Peak SAR (extrapolated) = 0.134 W/kg

SAR(1 g) = 0.115 mW/g; SAR(10 g) = 0.087 mW/g

Maximum value of SAR (measured) = 0.123 mW/g



P6_LTE B2 1RB Right Cheek Mid

Date: 2019/8/14

DUT: EUT

Communication System: UID 0, LTE (0); Frequency: 1880 MHz; Duty Cycle: 1:1
Medium parameters used: $f = 1880$ MHz; $\sigma = 1.42$ S/m; $\epsilon_r = 38.948$; $\rho = 1000$ kg/m³

DASY5 Configuration:

Probe: EX3DV4 - SN3677; ConvF(7.79, 7.79, 7.79); Calibrated: 2019/6/19

Sensor-Surface: 4mm (Mechanical Surface Detection)

Electronics: DAE4 Sn1291; Calibrated: 2018/12/4

Phantom: SAM 2; Type: SAM

Measurement SW: DASY52, Version 52.10 (1); SEMCAD X Version 14.6.11 (7439)

Test/ Area Scan (71x121x1): Interpolated grid: $dx=15$ mm, $dy=15$ mm

Maximum value of SAR (interpolated) = 0.129 W/kg


Test/ Zoom Scan (5x5x7)/Cube 0: Measurement grid: $dx=8$ mm, $dy=8$ mm, $dz=5$ mm

Reference Value = 1.838 V/m; Power Drift = 0.13 dB

Peak SAR (extrapolated) = 0.176 W/kg

SAR(1 g) = 0.114 W/kg; SAR(10 g) = 0.071 W/kg

Maximum value of SAR (measured) = 0.125 W/kg



P7_LTE B4 1RB Right Cheek High

Date: 2019/8/14

DUT: EUT

Communication System: UID 0, LTE (0); Frequency: 1745 MHz; Duty Cycle: 1:1
Medium parameters used: $f = 1745$ MHz; $\sigma = 1.323$ S/m; $\epsilon_r = 39.378$; $\rho = 1000$ kg/m³

DASY5 Configuration:

Probe: EX3DV4 - SN3677; ConvF(8.21, 8.21, 8.21); Calibrated: 2019/6/19

Sensor-Surface: 4mm (Mechanical Surface Detection)

Electronics: DAE4 Sn1291; Calibrated: 2018/12/4

Phantom: SAM 2; Type: SAM;

Measurement SW: DASY52, Version 52.10 (1); SEMCAD X Version 14.6.11 (7439)

Test/ Area Scan (71x121x1): Interpolated grid: $dx=15$ mm, $dy=15$ mm

Maximum value of SAR (interpolated) = 0.131 W/kg


Test/ Zoom Scan (5x5x7)/Cube 0: Measurement grid: $dx=8$ mm, $dy=8$ mm, $dz=5$ mm

Reference Value = 3.071 V/m; Power Drift = 0.10 dB

Peak SAR (extrapolated) = 0.166 W/kg

SAR(1 g) = 0.114 W/kg; SAR(10 g) = 0.074 W/kg

Maximum value of SAR (measured) = 0.120 W/kg



P08_LTE 5_QPSK10M_Left Cheek_20600_1RB_24 Offset

Date: 2019/8/4

DUT: EUT

Communication System: LTE Band5; Frequency: 844 MHz; Duty Cycle: 1:1

Medium: H835 Medium parameters used: $f = 844$ MHz; $\sigma = 0.899$ mho/m; $\epsilon_r = 42.2$; $\rho = 1000$ kg/m³

DASY5 Configuration:

- Probe: ES3DV3 - SN3090; ConvF(6.12, 6.12, 6.12); Calibrated: 2019/4/12
- Sensor-Surface: 3mm (Mechanical Surface Detection)
- Electronics: DAE4 Sn662; Calibrated: 2019/4/11
- Phantom: SAM 2; Type: QD 000 P40 CB; Serial: TP-1376
- ; Postprocessing SW: SEMCAD, V1.8 Build 186

Test/Area Scan (51x71x1): Measurement grid: dx=15mm, dy=15mm

Maximum value of SAR (interpolated) = 0.168 mW/g


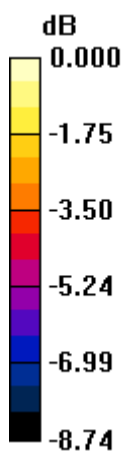
Test/Zoom Scan (5x5x7)/Cube 0: Measurement grid: dx=8mm, dy=8mm, dz=5mm

Reference Value = 5.77 V/m; Power Drift = 0.03 dB

Peak SAR (extrapolated) = 0.184 W/kg

SAR(1 g) = 0.150 mW/g; SAR(10 g) = 0.112 mW/g

Maximum value of SAR (measured) = 0.165 mW/g



0 dB = 0.165mW/g

DUT: EUT

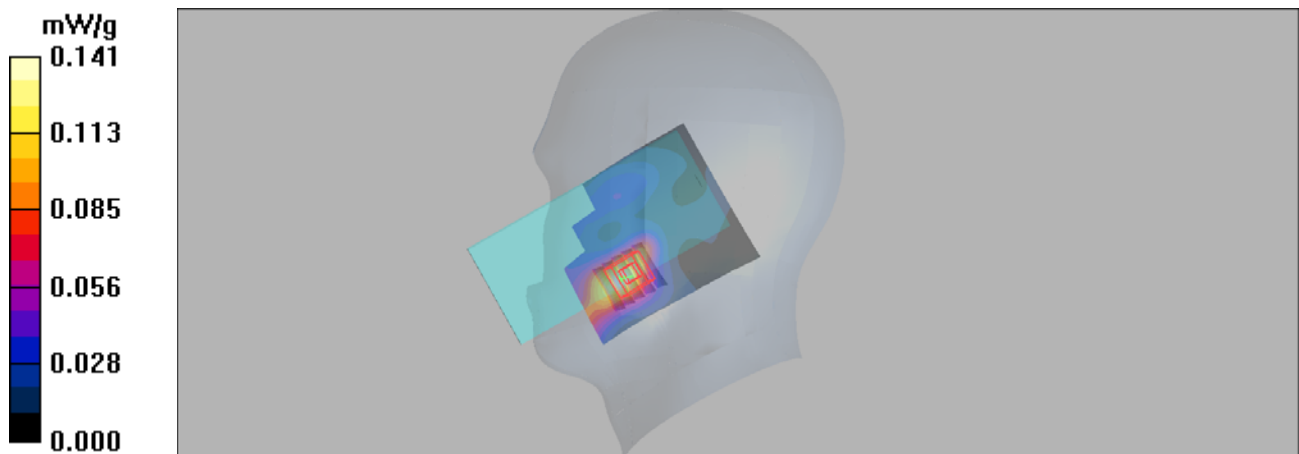
Communication System: LTE Band 7; Frequency: 2510 MHz; Duty Cycle: 1:1
Medium: H2600 Medium parameters used: $f = 2510$ MHz; $\sigma = 1.95$ mho/m; $\epsilon_r = 38.7$; $\rho = 1000$ kg/m³

DASY5 Configuration:

- Probe: ES3DV3 - SN3090; ConvF(4.57, 4.57, 4.57); Calibrated: 2019/4/12
- Sensor-Surface: 3mm (Mechanical Surface Detection)
- Electronics: DAE4 Sn662; Calibrated: 2019/4/11
- Phantom: SAM 2; Type: QD 000 P40 CB; Serial: TP-1376
- ; Postprocessing SW: SEMCAD, V1.8 Build 186

Test/Area Scan (51x61x1): Measurement grid: dx=12mm, dy=12mm
Maximum value of SAR (interpolated) = 0.141 mW/g

Test/Zoom Scan (5x5x7)/Cube 0: Measurement grid: dx=8mm, dy=8mm, dz=5mm
Reference Value = 2.82 V/m; Power Drift = 0.04 dB
Peak SAR (extrapolated) = 0.224 W/kg
SAR(1 g) = 0.127 mW/g; SAR(10 g) = 0.069 mW/g
Maximum value of SAR (measured) = 0.159 mW/g



P10_LTE38_QPSK20M_Right Cheek_38150_1RB_50 Offset

Date: 2019/8/12

DUT: EUT

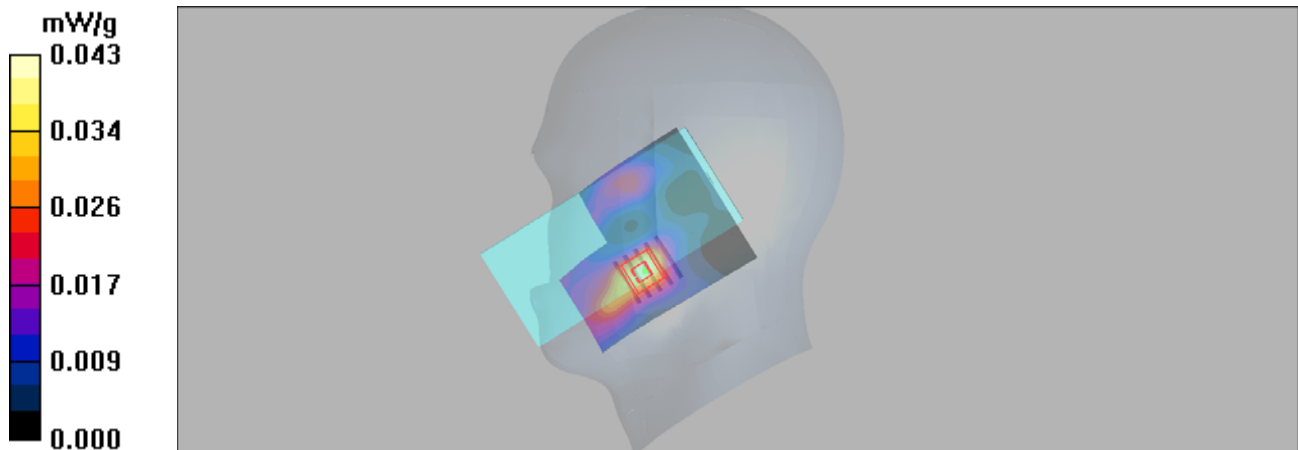
Communication System: TD-LTE Band38; Frequency: 2610 MHz; Duty Cycle: 1:1.58
Medium: H2600 Medium parameters used: $f = 2610$ MHz; $\sigma = 2.07$ mho/m; $\epsilon_r = 38.3$; $\rho = 1000$ kg/m³

DASY5 Configuration:

- Probe: ES3DV3 - SN3090; ConvF(4.48, 4.48, 4.48); Calibrated: 2019/4/12
- Sensor-Surface: 3mm (Mechanical Surface Detection)
- Electronics: DAE4 Sn662; Calibrated: 2019/4/11
- Phantom: SAM 2; Type: QD 000 P40 CB; Serial: TP-1376
- ; Postprocessing SW: SEMCAD, V1.8 Build 186

Test/Area Scan (51x61x1): Measurement grid: dx=12mm, dy=12mm
Maximum value of SAR (interpolated) = 0.043 mW/g

Test/Zoom Scan (5x5x7)/Cube 0: Measurement grid: dx=8mm, dy=8mm, dz=5mm
Reference Value = 1.44 V/m; Power Drift = 0.03 dB
Peak SAR (extrapolated) = 0.068 W/kg
SAR(1 g) = 0.037 mW/g; SAR(10 g) = 0.020 mW/g
Maximum value of SAR (measured) = 0.047 mW/g



P11_802.11b_Left Tilted_11

Date: 2019/8/5

DUT: EUT

Communication System: Wlan 802.11b; Frequency: 2462 MHz; Duty Cycle: 1:1

Medium: H2600 Medium parameters used (extrapolated): $f = 2462$ MHz; $\sigma = 1.89$ mho/m; $\epsilon_r = 38.1$;

$\rho = 1000$ kg/m³

DASY5 Configuration:

- Probe: ES3DV3 - SN3090; ConvF(4.57, 4.57, 4.57); Calibrated: 2019/4/12
- Sensor-Surface: 3mm (Mechanical Surface Detection)
- Electronics: DAE4 Sn662; Calibrated: 2019/4/11
- Phantom: SAM 2; Type: QD 000 P40 CB; Serial: TP-1376
- ; Postprocessing SW: SEMCAD, V1.8 Build 186

Test/Area Scan (61x71x1): Measurement grid: dx=12mm, dy=12mm

Maximum value of SAR (interpolated) = 0.628 mW/g


Test/Zoom Scan (5x5x7)/Cube 0: Measurement grid: dx=8mm, dy=8mm, dz=5mm

Reference Value = 8.90 V/m; Power Drift = 0.057 dB

Peak SAR (extrapolated) = 0.897 W/kg

SAR(1 g) = 0.411 mW/g; SAR(10 g) = 0.191 mW/g

Maximum value of SAR (measured) = 0.552 mW/g



0 dB = 0.552mW/g

P12_GSM850_GPRS12_Rear Face_10mm_128

Date: 2019/8/3

DUT: EUT

Communication System: GPRS 850-4solt; Frequency: 824.2 MHz;Duty Cycle: 1:2

Medium: B850 Medium parameters used (interpolated): $f = 824.2$ MHz; $\sigma = 0.967$ mho/m; $\epsilon_r = 55.7$;

$\rho = 1000$ kg/m³

DASY5 Configuration:

- Probe: ES3DV3 - SN3090; ConvF(6.18, 6.18, 6.18); Calibrated: 2019/4/12
- Sensor-Surface: 3mm (Mechanical Surface Detection)
- Electronics: DAE4 Sn662; Calibrated: 2019/4/11
- Phantom: Triple Flat Phantom 5.1C; Type: QD 000 P51 CA; Serial: 1125
- ; Postprocessing SW: SEMCAD, V1.8 Build 186

Test/Area Scan (71x61x1): Measurement grid: dx=15mm, dy=15mm

Maximum value of SAR (interpolated) = 0.269 mW/g

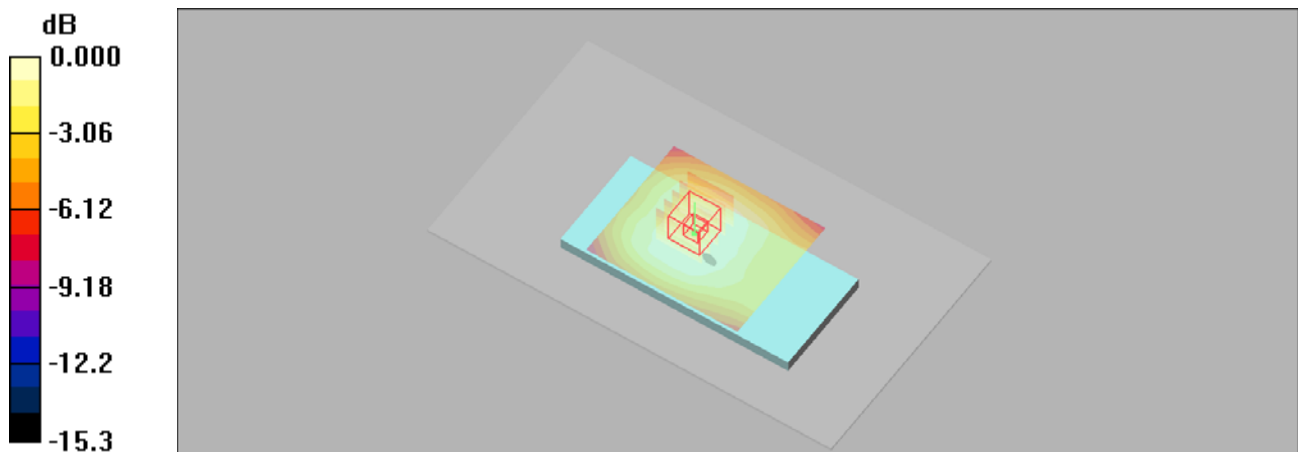
Test/Zoom Scan (5x5x7)/Cube 0: Measurement grid: dx=8mm, dy=8mm, dz=5mm

Reference Value = 16.9 V/m; Power Drift = 0.06 dB

Peak SAR (extrapolated) = 0.296 W/kg

SAR(1 g) = 0.245 mW/g; SAR(10 g) = 0.184 mW/g

Maximum value of SAR (measured) = 0.271 mW/g



0 dB = 0.271mW/g

P13_GSM1900_GPRS12_Rear Face_10mm_512_on

Date: 2019/8/13

DUT: EUT

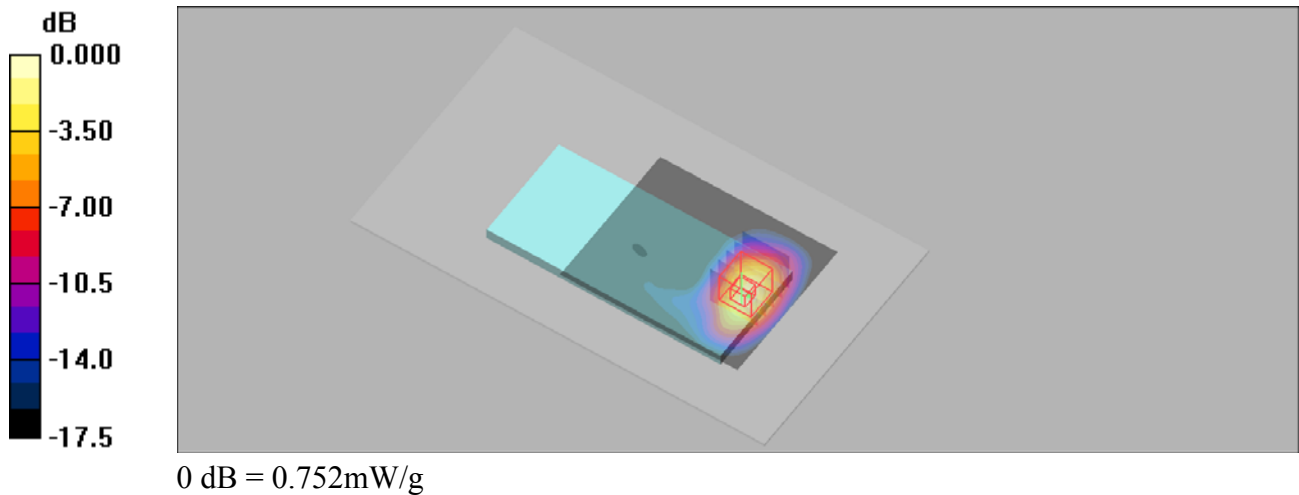
Communication System: GPRS1900-4slots; Frequency: 1850.2 MHz; Duty Cycle: 1:2
Medium: B1900 Medium parameters used (interpolated): $f = 1850.2$ MHz; $\sigma = 1.5$ mho/m; $\epsilon_r = 54.9$;
 $\rho = 1000$ kg/m³

DASY5 Configuration:

- Probe: ES3DV3 - SN3090; ConvF(4.79, 4.79, 4.79); Calibrated: 2019/4/12
- Sensor-Surface: 3mm (Mechanical Surface Detection)
- Electronics: DAE4 Sn662; Calibrated: 2019/4/11
- Phantom: Triple Flat Phantom 5.1C; Type: QD 000 P51 CA; Serial: 1125
- ; Postprocessing SW: SEMCAD, V1.8 Build 186

Test/Area Scan (61x51x1): Measurement grid: dx=15mm, dy=15mm
Maximum value of SAR (interpolated) = 0.713 mW/g

Test/Zoom Scan (5x5x7)/Cube 0: Measurement grid: dx=8mm, dy=8mm, dz=5mm
Reference Value = 2.04 V/m; Power Drift = 0.02 dB
Peak SAR (extrapolated) = 1.17 W/kg
SAR(1 g) = 0.678 mW/g; SAR(10 g) = 0.354 mW/g
Maximum value of SAR (measured) = 0.752 mW/g



DUT: EUT

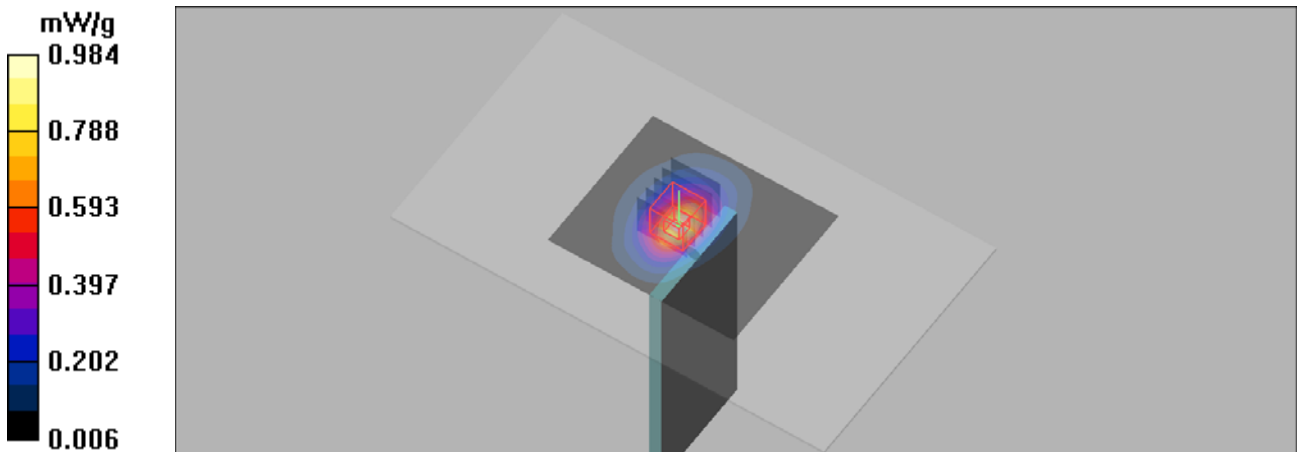
Communication System: WCDMA Band II; Frequency: 1907.6 MHz; Duty Cycle: 1:1
Medium: B1900 Medium parameters used: $f = 1908$ MHz; $\sigma = 1.57$ mho/m; $\epsilon_r = 54.8$; $\rho = 1000$ kg/m³

DASY5 Configuration:

- Probe: ES3DV3 - SN3090; ConvF(4.79, 4.79, 4.79); Calibrated: 2019/4/12
- Sensor-Surface: 3mm (Mechanical Surface Detection)
- Electronics: DAE4 Sn662; Calibrated: 2019/4/11
- Phantom: Triple Flat Phantom 5.1C; Type: QD 000 P51 CA; Serial: 1125
- ; Postprocessing SW: SEMCAD, V1.8 Build 186

Test/Area Scan (61x51x1): Measurement grid: dx=15mm, dy=15mm
Maximum value of SAR (interpolated) = 0.984 mW/g

Test/Zoom Scan (5x5x7)/Cube 0: Measurement grid: dx=8mm, dy=8mm, dz=5mm
Reference Value = 21.5 V/m; Power Drift = -0.004 dB
Peak SAR (extrapolated) = 1.10 W/kg
SAR(1 g) = 0.6 mW/g; SAR(10 g) = 0.429 mW/g
Maximum value of SAR (measured) = 0.850 mW/g



DUT: EUT

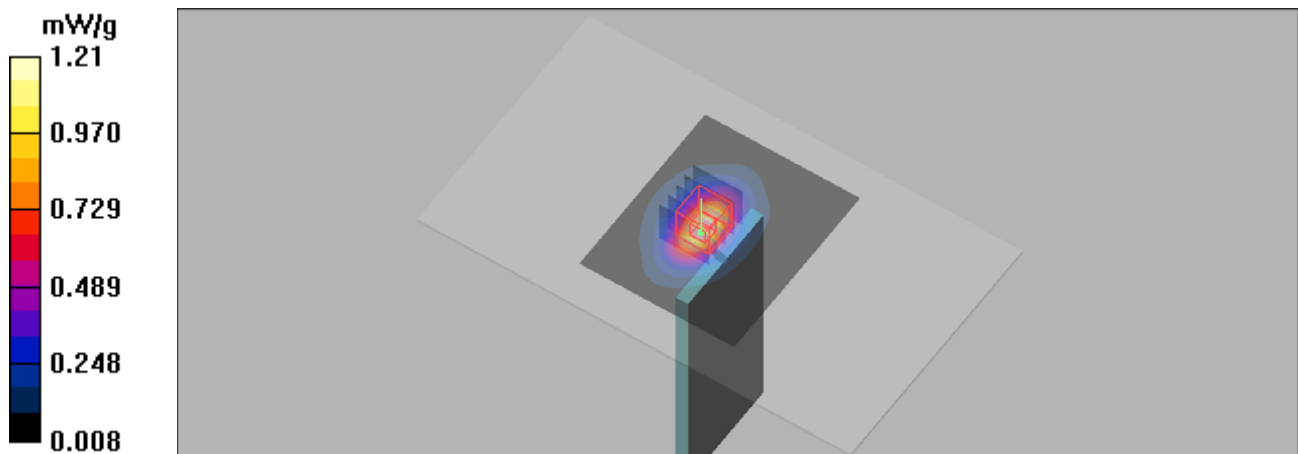
Communication System: WCDMA Band IV; Frequency: 1752.6 MHz; Duty Cycle: 1:1
Medium: B1750 Medium parameters used: $f = 1753$ MHz; $\sigma = 1.47$ mho/m; $\epsilon_r = 53.8$; $\rho = 1000$ kg/m³

DASY5 Configuration:

- Probe: ES3DV3 - SN3090; ConvF(4.95, 4.95, 4.95); Calibrated: 2019/4/12
- Sensor-Surface: 3mm (Mechanical Surface Detection)
- Electronics: DAE4 Sn662; Calibrated: 2019/4/11
- Phantom: Triple Flat Phantom 5.1C; Type: QD 000 P51 CA; Serial: 1125
- ; Postprocessing SW: SEMCAD, V1.8 Build 186

Test/Area Scan (51x61x1): Measurement grid: dx=15mm, dy=15mm
Maximum value of SAR (interpolated) = 1.21 mW/g

Test/Zoom Scan (5x5x7)/Cube 0: Measurement grid: dx=8mm, dy=8mm, dz=5mm
Reference Value = 25.2 V/m; Power Drift = 0.192 dB
Peak SAR (extrapolated) = 1.49 W/kg
SAR(1 g) = 1 mW/g; SAR(10 g) = 0.611 mW/g
Maximum value of SAR (measured) = 1.19 mW/g



P16_WCDMA V_RMC12.2K_Rear Face_10mm_4233

Date: 2019/8/3

DUT: EUT

Communication System: WCDMA Band V; Frequency: 846.6 MHz; Duty Cycle: 1:1

Medium: B850 Medium parameters used: $f = 847$ MHz; $\sigma = 0.989$ mho/m; $\epsilon_r = 55.5$; $\rho = 1000$ kg/m³

DASY5 Configuration:

- Probe: ES3DV3 - SN3090; ConvF(6.18, 6.18, 6.18); Calibrated: 2019/4/12
- Sensor-Surface: 3mm (Mechanical Surface Detection)
- Electronics: DAE4 Sn662; Calibrated: 2019/4/11
- Phantom: Triple Flat Phantom 5.1C; Type: QD 000 P51 CA; Serial: 1125
- ; Postprocessing SW: SEMCAD, V1.8 Build 186

Test/Area Scan (81x61x1): Measurement grid: dx=15mm, dy=15mm

Maximum value of SAR (interpolated) = 0.213 mW/g


Test/Zoom Scan (5x5x7)/Cube 0: Measurement grid: dx=8mm, dy=8mm, dz=5mm

Reference Value = 14.0 V/m; Power Drift = -0.171 dB

Peak SAR (extrapolated) = 0.279 W/kg

SAR(1 g) = 0.159 mW/g; SAR(10 g) = 0.091 mW/g

Maximum value of SAR (measured) = 0.192 mW/g



P17_LTE 2_QPSK20M_Bottom Side_1.7cm_18900_1RB_50 Offset_off Date: 2019/8/13

DUT: EUT

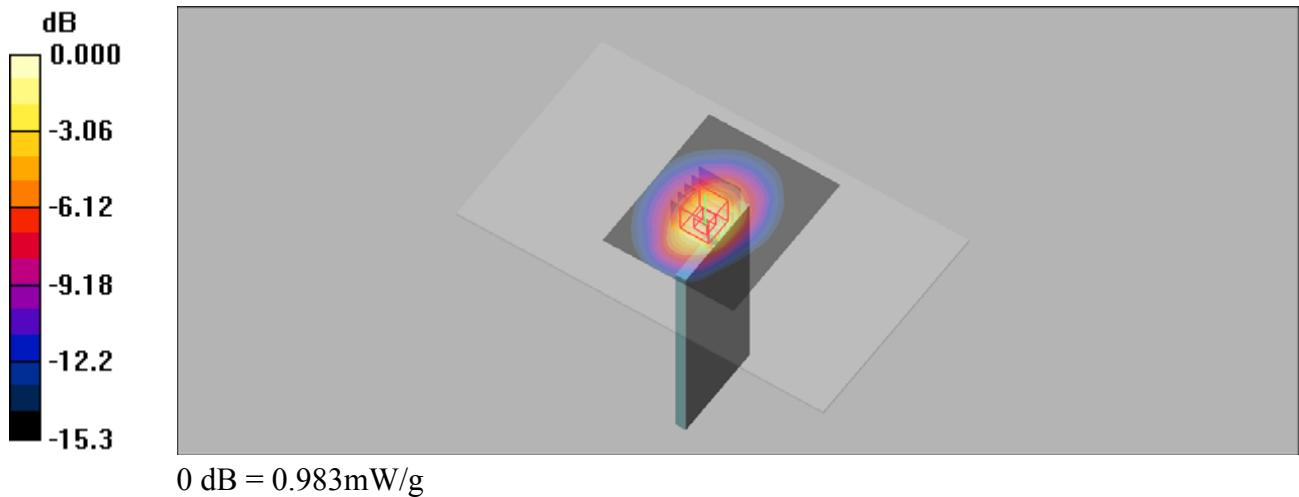
Communication System: LTE Band 2; Frequency: 1880 MHz; Duty Cycle: 1:1
Medium: B1900 Medium parameters used: $f = 1880$ MHz; $\sigma = 1.54$ mho/m; $\epsilon_r = 54.8$; $\rho = 1000$ kg/m³

DASY5 Configuration:

- Probe: ES3DV3 - SN3090; ConvF(4.79, 4.79, 4.79); Calibrated: 2019/4/12
- Sensor-Surface: 3mm (Mechanical Surface Detection)
- Electronics: DAE4 Sn662; Calibrated: 2019/4/11
- Phantom: Triple Flat Phantom 5.1C; Type: QD 000 P51 CA; Serial: 1125
- ; Postprocessing SW: SEMCAD, V1.8 Build 186

Test/Area Scan (51x61x1): Measurement grid: dx=15mm, dy=15mm
Maximum value of SAR (interpolated) = 1.14 mW/g

Test/Zoom Scan (5x5x7)/Cube 0: Measurement grid: dx=8mm, dy=8mm, dz=5mm
Reference Value = 25.3 V/m; Power Drift = 0.002 dB
Peak SAR (extrapolated) = 1.25 W/kg
SAR(1 g) = 0.827 mW/g; SAR(10 g) = 0.499 mW/g
Maximum value of SAR (measured) = 0.983 mW/g



P18_LTE 4_QPSK20M_Bottom Side_1.7cm_20300_50RB_50 Offset_off Date: 2019/8/10

DUT: EUT

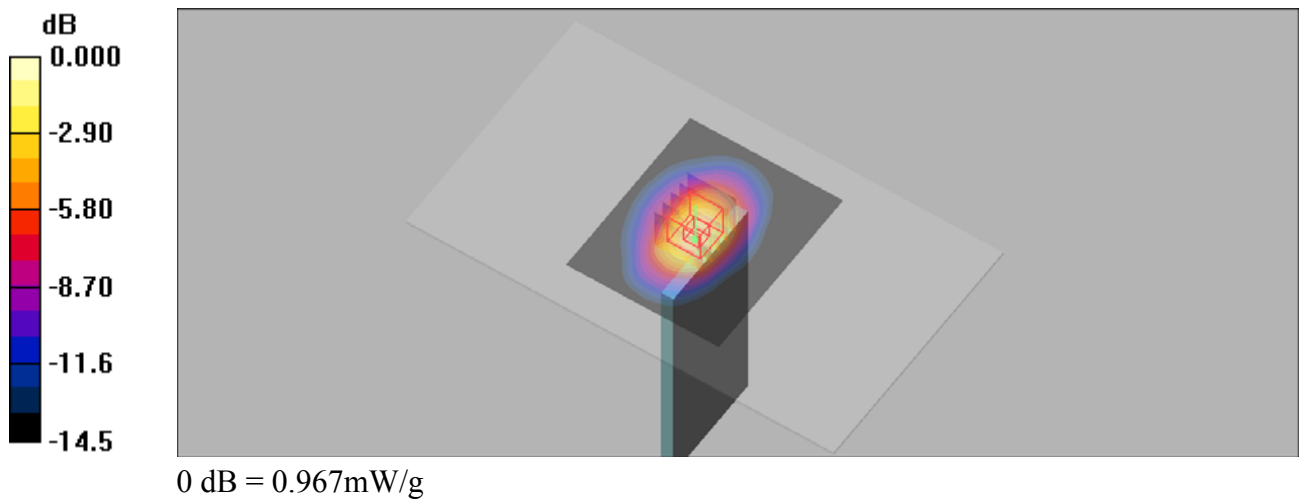
Communication System: LTE Band 4&20M; Frequency: 1745 MHz; Duty Cycle: 1:1
Medium: B1750 Medium parameters used: $f = 1745$ MHz; $\sigma = 1.46$ mho/m; $\epsilon_r = 54.5$; $\rho = 1000$ kg/m³

DASY5 Configuration:

- Probe: ES3DV3 - SN3090; ConvF(4.95, 4.95, 4.95); Calibrated: 2019/4/12
- Sensor-Surface: 3mm (Mechanical Surface Detection)
- Electronics: DAE4 Sn662; Calibrated: 2019/4/11
- Phantom: Triple Flat Phantom 5.1C; Type: QD 000 P51 CA; Serial: 1125
- ; Postprocessing SW: SEMCAD, V1.8 Build 186

Test/Area Scan (51x61x1): Measurement grid: dx=15mm, dy=15mm
Maximum value of SAR (interpolated) = 0.989 mW/g

Test/Zoom Scan (5x5x7)/Cube 0: Measurement grid: dx=8mm, dy=8mm, dz=5mm
Reference Value = 26.0 V/m; Power Drift = -0.128 dB
Peak SAR (extrapolated) = 1.22 W/kg
SAR(1 g) = 0.823 mW/g; SAR(10 g) = 0.502 mW/g
Maximum value of SAR (measured) = 0.967 mW/g



DUT: EUT

Communication System: LTE Band5; Frequency: 844 MHz;Duty Cycle: 1:1

Medium: B850 Medium parameters used: $f = 844$ MHz; $\sigma = 0.986$ mho/m; $\epsilon_r = 55.5$; $\rho = 1000$ kg/m³

DASY5 Configuration:

- Probe: ES3DV3 - SN3090; ConvF(6.18, 6.18, 6.18); Calibrated: 2019/4/12
- Sensor-Surface: 3mm (Mechanical Surface Detection)
- Electronics: DAE4 Sn662; Calibrated: 2019/4/11
- Phantom: Triple Flat Phantom 5.1C; Type: QD 000 P51 CA; Serial: 1125
- ; Postprocessing SW: SEMCAD, V1.8 Build 186

Test/Area Scan (81x61x1): Measurement grid: dx=15mm, dy=15mm

Maximum value of SAR (interpolated) = 0.149 mW/g

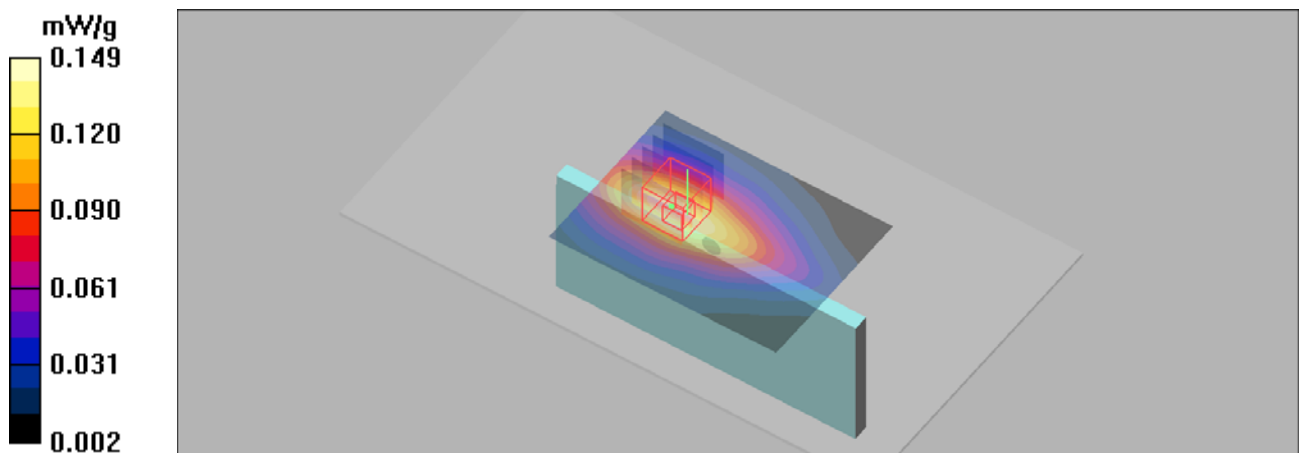
Test/Zoom Scan (5x5x7)/Cube 0: Measurement grid: dx=8mm, dy=8mm, dz=5mm

Reference Value = 11.9 V/m; Power Drift = -0.181 dB

Peak SAR (extrapolated) = 0.165 W/kg

SAR(1 g) = 0.125 mW/g; SAR(10 g) = 0.086 mW/g

Maximum value of SAR (measured) = 0.142 mW/g



P20_LTE 7_QPSK20M_Rear Face_20mm_20850_1RB_50 Offset_off-2 Date: 2019/8/12

DUT: EUT


Communication System: LTE Band 7; Frequency: 2510 MHz; Duty Cycle: 1:1
Medium: B2600 Medium parameters used: $f = 2510$ MHz; $\sigma = 2.08$ mho/m; $\epsilon_r = 52.7$; $\rho = 1000$ kg/m³

DASY5 Configuration:

- Probe: ES3DV3 - SN3090; ConvF(4.47, 4.47, 4.47); Calibrated: 2019/4/12
- Sensor-Surface: 3mm (Mechanical Surface Detection)
- Electronics: DAE4 Sn662; Calibrated: 2019/4/11
- Phantom: Triple Flat Phantom 5.1C; Type: QD 000 P51 CA; Serial: 1125
- ; Postprocessing SW: SEMCAD, V1.8 Build 186

Test/Area Scan (71x61x1): Measurement grid: dx=12mm, dy=12mm
Maximum value of SAR (interpolated) = 0.838 mW/g

Test/Zoom Scan (5x5x7)/Cube 0: Measurement grid: dx=8mm, dy=8mm, dz=5mm
Reference Value = 1.82 V/m; Power Drift = -0.03 dB
Peak SAR (extrapolated) = 1.26 W/kg
SAR(1 g) = 0.670 mW/g; SAR(10 g) = 0.326 mW/g
Maximum value of SAR (measured) = 0.837 mW/g



P21_LTE 38_QPSK20M_Rear Face_10mm_38000_1RB_50 Offset_on Date: 2019/8/12

DUT: EUT


Communication System: TD-LTE Band38; Frequency: 2610 MHz;Duty Cycle: 1:1.58
Medium: B2600 Medium parameters used: $f = 2610$ MHz; $\sigma = 2.21$ mho/m; $\epsilon_r = 52.3$; $\rho = 1000$ kg/m³

DASY5 Configuration:

- Probe: ES3DV3 - SN3090; ConvF(4.24, 4.24, 4.24); Calibrated: 2019/4/12
- Sensor-Surface: 3mm (Mechanical Surface Detection)
- Electronics: DAE4 Sn662; Calibrated: 2019/4/11
- Phantom: Triple Flat Phantom 5.1C; Type: QD 000 P51 CA; Serial: 1125
- ; Postprocessing SW: SEMCAD, V1.8 Build 186

Test/Area Scan (71x61x1): Measurement grid: dx=12mm, dy=12mm
Maximum value of SAR (interpolated) = 0.214 mW/g

Test/Zoom Scan (5x5x7)/Cube 0: Measurement grid: dx=8mm, dy=8mm, dz=5mm
Reference Value = 1.42 V/m; Power Drift = 0.04 dB
Peak SAR (extrapolated) = 0.315 W/kg
SAR(1 g) = 0.174 mW/g; SAR(10 g) = 0.095 mW/g
Maximum value of SAR (measured) = 0.215 mW/g



P22_802.11b_Rear Face_10mm_11

Date: 2019/8/5

DUT: EUT

Communication System: Wlan 802.11b; Frequency: 2462 MHz; Duty Cycle: 1:1

Medium: B2600 Medium parameters used (extrapolated): $f = 2462$ MHz; $\sigma = 2.01$ mho/m; $\epsilon_r = 52.9$;

$\rho = 1000$ kg/m³

DASY5 Configuration:

- Probe: ES3DV3 - SN3090; ConvF(4.47, 4.47, 4.47); Calibrated: 2019/4/12
- Sensor-Surface: 3mm (Mechanical Surface Detection)
- Electronics: DAE4 Sn662; Calibrated: 2019/4/11
- Phantom: Triple Flat Phantom 5.1C; Type: QD 000 P51 CA; Serial: 1125
- ; Postprocessing SW: SEMCAD, V1.8 Build 186

Test/Area Scan (71x61x1): Measurement grid: dx=12mm, dy=12mm

Maximum value of SAR (interpolated) = 0.266 mW/g


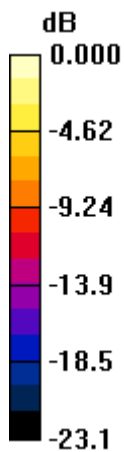
Test/Zoom Scan (5x5x7)/Cube 0: Measurement grid: dx=8mm, dy=8mm, dz=5mm

Reference Value = 2.95 V/m; Power Drift = 0.01 dB

Peak SAR (extrapolated) = 0.390 W/kg

SAR(1 g) = 0.188 mW/g; SAR(10 g) = 0.087 mW/g

Maximum value of SAR (measured) = 0.256 mW/g



0 dB = 0.256mW/g

P23_GSM850_GSM_Rear Face_10mm_128

Date: 2019/8/3

DUT: EUT

Communication System: GSM850; Frequency: 824.2 MHz; Duty Cycle: 1:8.3

Medium: B850 Medium parameters used (interpolated): $f = 824.2$ MHz; $\sigma = 0.967$ mho/m; $\epsilon_r = 55.7$;

$\rho = 1000$ kg/m³

DASY5 Configuration:

- Probe: ES3DV3 - SN3090; ConvF(6.18, 6.18, 6.18); Calibrated: 2019/4/12
- Sensor-Surface: 3mm (Mechanical Surface Detection)
- Electronics: DAE4 Sn662; Calibrated: 2019/4/11
- Phantom: Triple Flat Phantom 5.1C; Type: QD 000 P51 CA; Serial: 1125
- ; Postprocessing SW: SEMCAD, V1.8 Build 186

Test/Area Scan (71x61x1): Measurement grid: dx=15mm, dy=15mm

Maximum value of SAR (interpolated) = 0.288 mW/g

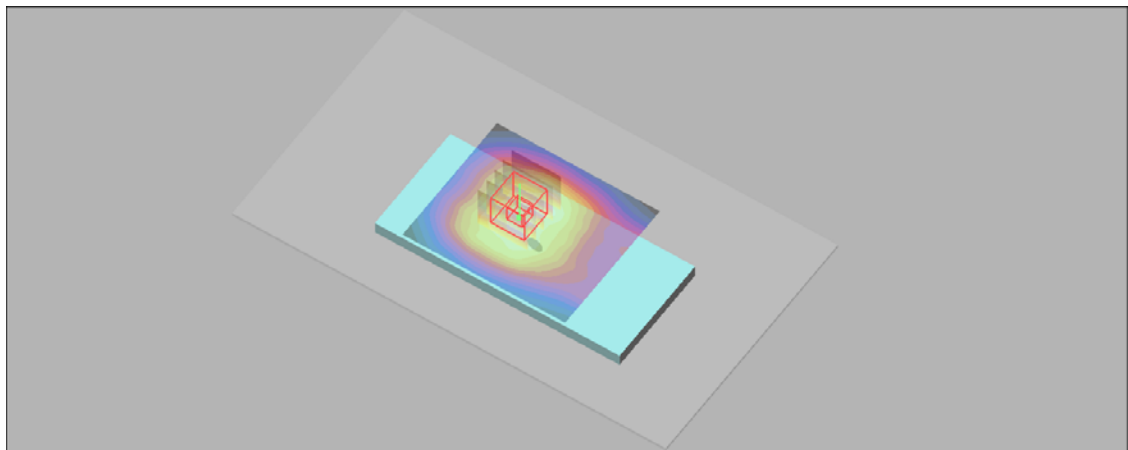
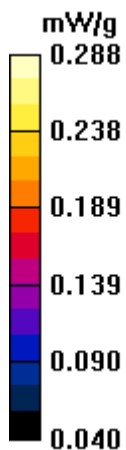
Test/Zoom Scan (5x5x7)/Cube 0: Measurement grid: dx=8mm, dy=8mm, dz=5mm

Reference Value = 17.4 V/m; Power Drift = 0.089 dB

Peak SAR (extrapolated) = 0.320 W/kg

SAR(1 g) = 0.261 mW/g; SAR(10 g) = 0.193 mW/g

Maximum value of SAR (measured) = 0.289 mW/g



DUT: EUT

Communication System: GSM1900; Frequency: 1850.2 MHz; Duty Cycle: 1:8.3

Medium: B1900 Medium parameters used (interpolated): $f = 1850.2$ MHz; $\sigma = 1.5$ mho/m; $\epsilon_r = 54.9$;

$\rho = 1000$ kg/m³

DASY5 Configuration:

- Probe: ES3DV3 - SN3090; ConvF(4.79, 4.79, 4.79); Calibrated: 2019/4/12
- Sensor-Surface: 3mm (Mechanical Surface Detection)
- Electronics: DAE4 Sn662; Calibrated: 2019/4/11
- Phantom: Triple Flat Phantom 5.1C; Type: QD 000 P51 CA; Serial: 1125
- ; Postprocessing SW: SEMCAD, V1.8 Build 186

Test/Area Scan (61x51x1): Measurement grid: dx=15mm, dy=15mm

Maximum value of SAR (interpolated) = 0.758 mW/g

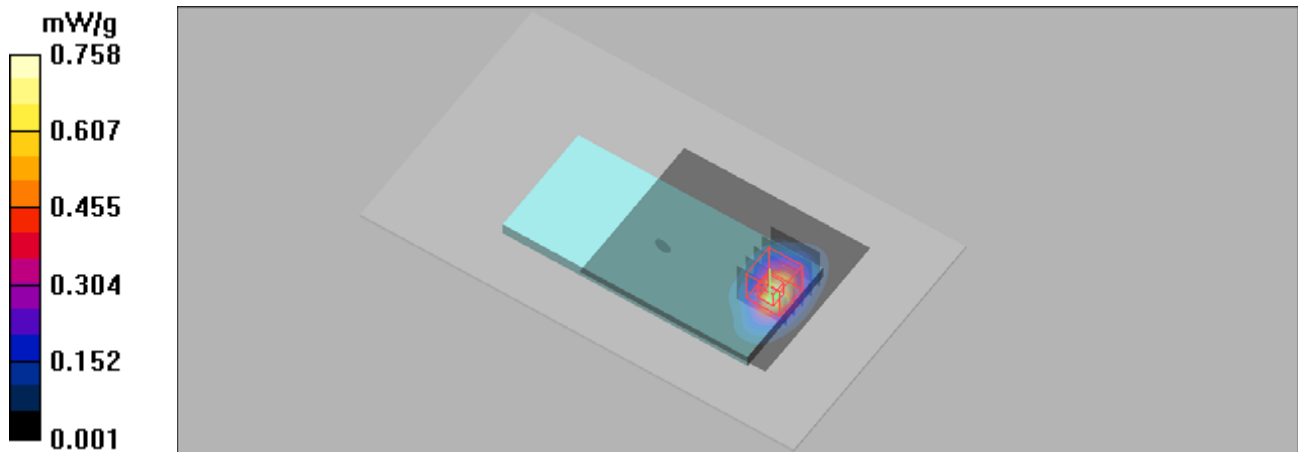
Test/Zoom Scan (5x5x7)/Cube 0: Measurement grid: dx=8mm, dy=8mm, dz=5mm

Reference Value = 2.04 V/m; Power Drift = 0.03 dB

Peak SAR (extrapolated) = 1.34 W/kg

SAR(1 g) = 0.709 mW/g; SAR(10 g) = 0.374 mW/g

Maximum value of SAR (measured) = 0.823 mW/g



DUT: EUT

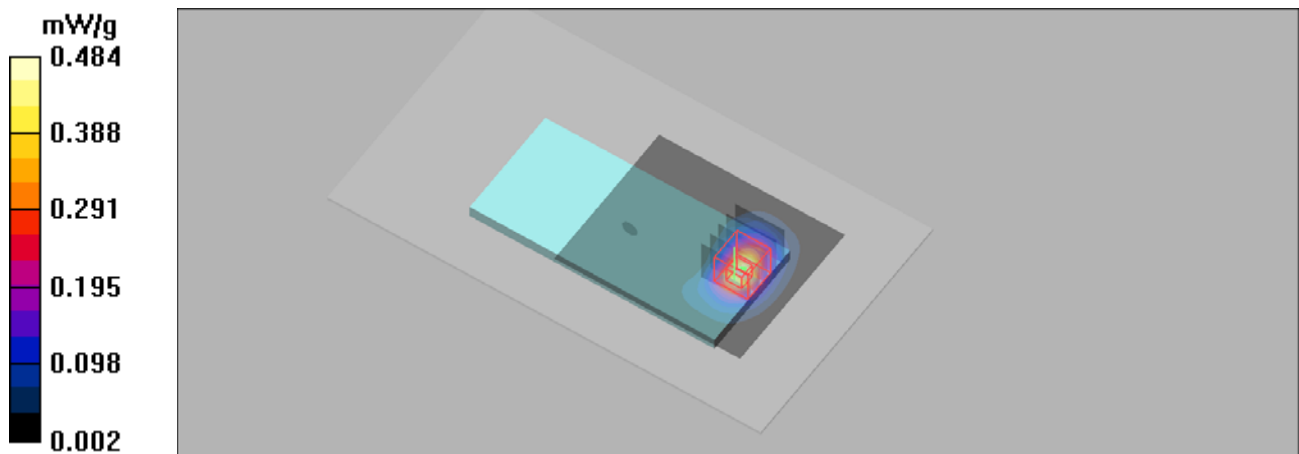
Communication System: WCDMA Band II; Frequency: 1907.6 MHz; Duty Cycle: 1:1
Medium: B1900 Medium parameters used: $f = 1908$ MHz; $\sigma = 1.57$ mho/m; $\epsilon_r = 54.8$; $\rho = 1000$ kg/m³

DASY5 Configuration:

- Probe: ES3DV3 - SN3090; ConvF(4.79, 4.79, 4.79); Calibrated: 2019/4/12
- Sensor-Surface: 3mm (Mechanical Surface Detection)
- Electronics: DAE4 Sn662; Calibrated: 2019/4/11
- Phantom: Triple Flat Phantom 5.1C; Type: QD 000 P51 CA; Serial: 1125
- ; Postprocessing SW: SEMCAD, V1.8 Build 186

Test/Area Scan (61x51x1): Measurement grid: dx=15mm, dy=15mm
Maximum value of SAR (interpolated) = 0.484 mW/g

Test/Zoom Scan (5x5x7)/Cube 0: Measurement grid: dx=8mm, dy=8mm, dz=5mm
Reference Value = 2.47 V/m; Power Drift = 0.01 dB
Peak SAR (extrapolated) = 0.789 W/kg
SAR(1 g) = 0.456 mW/g; SAR(10 g) = 0.238 mW/g
Maximum value of SAR (measured) = 0.553 mW/g



DUT: EUT

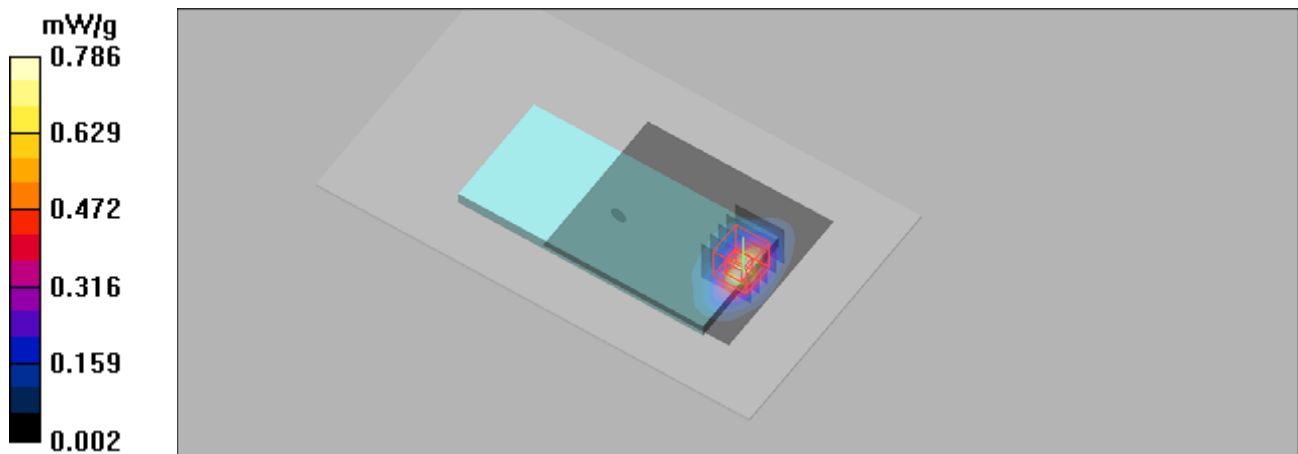
Communication System: WCDMA Band IV; Frequency: 1752.6 MHz; Duty Cycle: 1:1
Medium: B1750 Medium parameters used: $f = 1753$ MHz; $\sigma = 1.47$ mho/m; $\epsilon_r = 53.8$; $\rho = 1000$ kg/m³

DASY5 Configuration:

- Probe: ES3DV3 - SN3090; ConvF(4.95, 4.95, 4.95); Calibrated: 2019/4/12
- Sensor-Surface: 3mm (Mechanical Surface Detection)
- Electronics: DAE4 Sn662; Calibrated: 2019/4/11
- Phantom: Triple Flat Phantom 5.1C; Type: QD 000 P51 CA; Serial: 1125
- ; Postprocessing SW: SEMCAD, V1.8 Build 186

Test/Area Scan (61x51x1): Measurement grid: dx=15mm, dy=15mm
Maximum value of SAR (interpolated) = 0.786 mW/g

Test/Zoom Scan (5x5x7)/Cube 0: Measurement grid: dx=8mm, dy=8mm, dz=5mm
Reference Value = 2.68 V/m; Power Drift = -0.03 dB
Peak SAR (extrapolated) = 1.23 W/kg
SAR(1 g) = 0.725 mW/g; SAR(10 g) = 0.381 mW/g
Maximum value of SAR (measured) = 0.831 mW/g



DUT: EUT

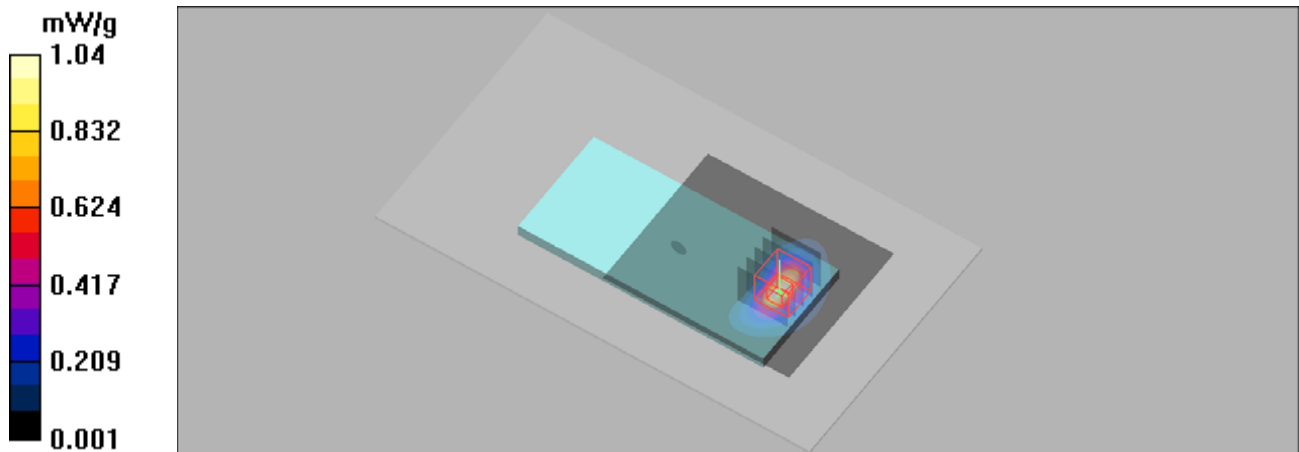
Communication System: LTE Band 2; Frequency: 1900 MHz; Duty Cycle: 1:1
Medium: B1900 Medium parameters used: $f = 1900$ MHz; $\sigma = 1.56$ mho/m; $\epsilon_r = 54.8$; $\rho = 1000$ kg/m³

DASY5 Configuration:

- Probe: ES3DV3 - SN3090; ConvF(4.79, 4.79, 4.79); Calibrated: 2019/4/12
- Sensor-Surface: 3mm (Mechanical Surface Detection)
- Electronics: DAE4 Sn662; Calibrated: 2019/4/11
- Phantom: Triple Flat Phantom 5.1C; Type: QD 000 P51 CA; Serial: 1125
- ; Postprocessing SW: SEMCAD, V1.8 Build 186

Test/Area Scan (61x51x1): Measurement grid: dx=15mm, dy=15mm
Maximum value of SAR (interpolated) = 1.04 mW/g

Test/Zoom Scan (5x5x7)/Cube 0: Measurement grid: dx=8mm, dy=8mm, dz=5mm
Reference Value = 2.82 V/m; Power Drift = 0.12 dB
Peak SAR (extrapolated) = 1.35 W/kg
SAR(1 g) = 0.822 mW/g; SAR(10 g) = 0.436 mW/g
Maximum value of SAR (measured) = 1.01 mW/g



DUT: EUT

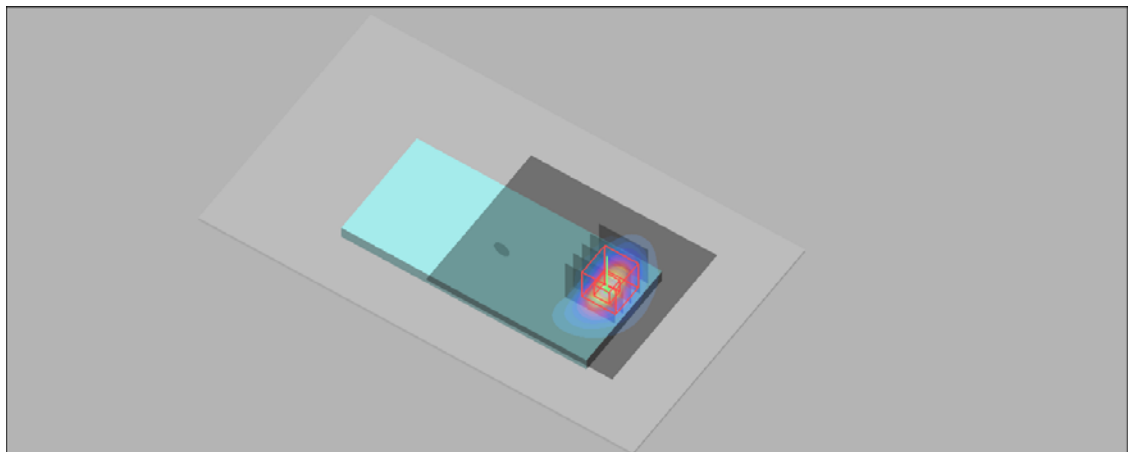
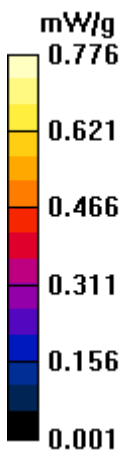
Communication System: LTE Band 4&20M; Frequency: 1745 MHz; Duty Cycle: 1:1
Medium: B1750 Medium parameters used: $f = 1745$ MHz; $\sigma = 1.46$ mho/m; $\epsilon_r = 54.5$; $\rho = 1000$ kg/m³

DASY5 Configuration:

- Probe: ES3DV3 - SN3090; ConvF(4.95, 4.95, 4.95); Calibrated: 2019/4/12
- Sensor-Surface: 3mm (Mechanical Surface Detection)
- Electronics: DAE4 Sn662; Calibrated: 2019/4/11
- Phantom: Triple Flat Phantom 5.1C; Type: QD 000 P51 CA; Serial: 1125
- ; Postprocessing SW: SEMCAD, V1.8 Build 186

Test/Area Scan (61x51x1): Measurement grid: dx=15mm, dy=15mm
Maximum value of SAR (interpolated) = 0.776 mW/g

Test/Zoom Scan (5x5x7)/Cube 0: Measurement grid: dx=8mm, dy=8mm, dz=5mm
Reference Value = 2.66 V/m; Power Drift = 0.03 dB
Peak SAR (extrapolated) = 1.10 W/kg
SAR(1 g) = 0.624 mW/g; SAR(10 g) = 0.366 mW/g
Maximum value of SAR (measured) = 0.832 mW/g



DUT: EUT

Communication System: LTE Band5; Frequency: 844 MHz;Duty Cycle: 1:1

Medium: B850 Medium parameters used: $f = 844$ MHz; $\sigma = 0.986$ mho/m; $\epsilon_r = 55.5$; $\rho = 1000$ kg/m³

DASY5 Configuration:

- Probe: ES3DV3 - SN3090; ConvF(6.18, 6.18, 6.18); Calibrated: 2019/4/12
- Sensor-Surface: 3mm (Mechanical Surface Detection)
- Electronics: DAE4 Sn662; Calibrated: 2019/4/11
- Phantom: Triple Flat Phantom 5.1C; Type: QD 000 P51 CA; Serial: 1125
- ; Postprocessing SW: SEMCAD, V1.8 Build 186

Test/Area Scan (81x61x1): Measurement grid: dx=15mm, dy=15mm

Maximum value of SAR (interpolated) = 0.129 mW/g

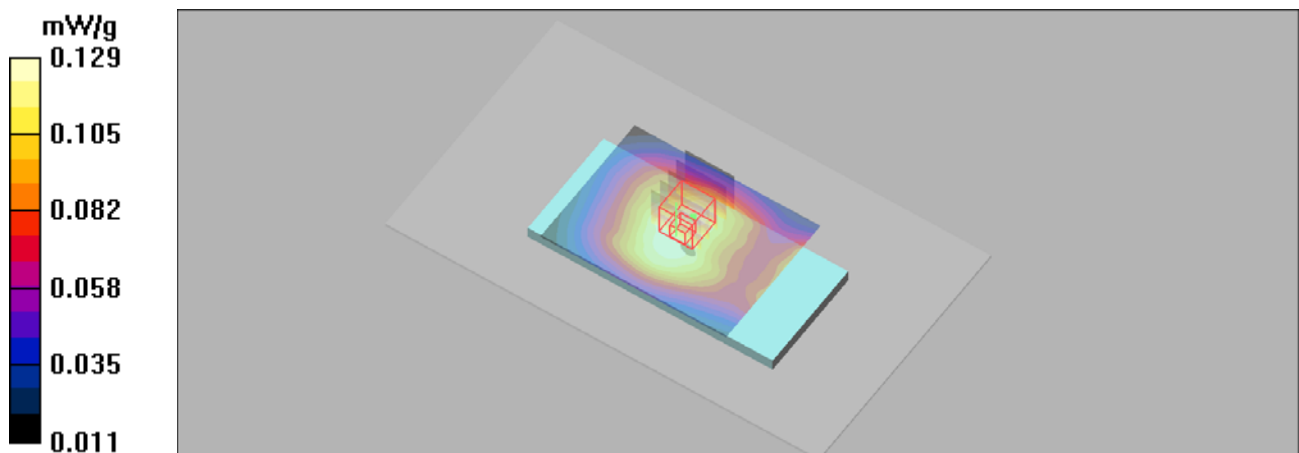
Test/Zoom Scan (5x5x7)/Cube 0: Measurement grid: dx=8mm, dy=8mm, dz=5mm

Reference Value = 11.6 V/m; Power Drift = -0.02 dB

Peak SAR (extrapolated) = 0.139 W/kg

SAR(1 g) = 0.116 mW/g; SAR(10 g) = 0.086 mW/g

Maximum value of SAR (measured) = 0.127 mW/g



P30_BT Left Tilt Mid

Date: 2019/8/5

DUT: EUT

Communication System: UID 0, BT (0); Frequency: 2441 MHz; Duty Cycle: 1:1.299
Medium parameters used: $f = 2441$ MHz; $\sigma = 1.861$ S/m; $\epsilon_r = 40.871$; $\rho = 1000$ kg/m³

DASY5 Configuration:

Probe: ES3DV3 - SN3090; ConvF(4.57, 4.57, 4.57); Calibrated: 2019/4/12

Sensor-Surface: 4mm (Mechanical Surface Detection)

Electronics: DAE4 Sn662; Calibrated: 2019/4/11

Phantom: SAM 2; Type: SAM;

Measurement SW: DASY52, Version 52.10 (1); SEMCAD X Version 14.6.11 (7439)

Test/ Area Scan (71x121x1): Interpolated grid: $dx=15$ mm, $dy=15$ mm

Maximum value of SAR (interpolated) = 0.105 W/kg

Test/ Zoom Scan (5x5x7)/Cube 0: Measurement grid: $dx=8$ mm, $dy=8$ mm, $dz=5$ mm

Reference Value = 4.310 V/m; Power Drift = 0.08 dB

Peak SAR (extrapolated) = 0.257 W/kg

SAR(1 g) = 0.106 W/kg; SAR(10 g) = 0.045 W/kg

Maximum value of SAR (measured) = 0.124 W/kg

