



# FCC RF Test Report

**APPLICANT** : Xiaomi Communications Co., Ltd.  
**EQUIPMENT** : Mobile Phone  
**BRAND NAME** : Redmi  
**MODEL NAME** : 23021RAAEG  
**FCC ID** : 2AFZZAAEG  
**STANDARD** : FCC Part 15 Subpart E §15.407  
**CLASSIFICATION** : (NII) Unlicensed National Information Infrastructure  
**TEST DATE(S)** : Nov. 21, 2022 ~ Dec. 19, 2022

We, Sporton International Inc. (Kunshan), would like to declare that the tested sample has been evaluated in accordance with the test procedures and has been in compliance with the applicable technical standards.

The test results in this report apply exclusively to the tested model / sample. Without written approval of Sporton International Inc. (Kunshan), the test report shall not be reproduced except in full.

Jason Jia

Approved by: Jason Jia



**Sporton International Inc. (Kunshan)**

**No. 1098, Pengxi North Road, Kunshan Economic Development Zone Jiangsu Province 215300  
People's Republic of China**



# TABLE OF CONTENTS

**REVISION HISTORY..... 3**

**SUMMARY OF TEST RESULT ..... 4**

**1 GENERAL DESCRIPTION ..... 5**

    1.1 Applicant ..... 5

    1.2 Manufacturer ..... 5

    1.3 Product Feature of Equipment Under Test ..... 5

    1.4 Product Specification of Equipment Under Test ..... 6

    1.5 Modification of EUT ..... 7

    1.6 Testing Location ..... 7

    1.7 Test Software ..... 7

    1.8 Applicable Standards ..... 7

**2 TEST CONFIGURATION OF EQUIPMENT UNDER TEST ..... 8**

    2.1 Carrier Frequency and Channel ..... 8

    2.2 Test Mode ..... 9

    2.3 Connection Diagram of Test System ..... 11

    2.4 Support Unit used in test configuration and system ..... 12

    2.5 EUT Operation Test Setup ..... 12

    2.6 Measurement Results Explanation Example ..... 12

**3 TEST RESULT ..... 13**

    3.1 26dB & 99% Occupied Bandwidth Measurement ..... 13

    3.2 Maximum Conducted Output Power Measurement ..... 17

    3.3 Power Spectral Density Measurement ..... 19

    3.4 Unwanted Emissions Measurement ..... 21

    3.5 AC Conducted Emission Measurement ..... 26

    3.6 Antenna Requirements ..... 28

**4 LIST OF MEASURING EQUIPMENT ..... 29**

**5 UNCERTAINTY OF EVALUATION ..... 30**

**APPENDIX A. CONDUCTED TEST RESULTS**

**APPENDIX B. AC CONDUCTED EMISSION TEST RESULT**

**APPENDIX C. RADIATED SPURIOUS EMISSION**

**APPENDIX D. DUTY CYCLE PLOTS**

**APPENDIX E. SETUP PHOTOGRAPHS**



## REVISION HISTORY

REPORT NO.	VERSION	DESCRIPTION	ISSUED DATE
FR202913D	Rev. 01	Initial issue of report	Jan. 06, 2023



### SUMMARY OF TEST RESULT

Report Section	FCC Rule	Description	Limit	Result	Remark
3.1	2.1049 & 15.403(i)	26dB & 99% Bandwidth	-	Report only	-
3.2	15.407(a)	Maximum Conducted Output Power	≤ 24 dBm	Pass	-
3.3	15.407(a)	Power Spectral Density	≤ 11 dBm/MHz	Pass	-
3.4	15.407(b)	Unwanted Emissions	15.407(b) & 15.209(a)	Pass	Under limit 3.02 dB at 5350.05 MHz
3.5	15.207	AC Conducted Emission	15.207(a)	Pass	Under limit 15.66 dB at 0.182 MHz
3.6	15.203 & 15.407(a)	Antenna Requirement	15.203 & 15.407(a)	Pass	-

<b>Declaration of Conformity:</b>
The test results with all measurement uncertainty excluded are presented in accordance with the regulation limits or requirements declared by manufacturers.
<b>Comments and Explanations:</b>
The declared of product specification for EUT presented in the report are provided by the manufacturer, and the manufacturer takes all the responsibilities for the accuracy of product specification.



# 1 General Description

## 1.1 Applicant

Xiaomi Communications Co., Ltd.

#019, 9th Floor, Building 6, 33 Xi'erqi Middle Road, Haidian District, Beijing, China, 100085

## 1.2 Manufacturer

Xiaomi Communications Co., Ltd.

#019, 9th Floor, Building 6, 33 Xi'erqi Middle Road, Haidian District, Beijing, China, 100085

## 1.3 Product Feature of Equipment Under Test

Product Feature	
Equipment	Mobile Phone
Brand Name	Redmi
Model Name	23021RAAEG
FCC ID	2AFZZAAEG
IMEI Code	Conducted: 865480060045901/865480060045919 Conduction/ Radiation: 865480060043807/865480060043815
HW Version	P1.1
SW Version	MIUI14
EUT Stage	Identical Prototype

**Remark:**

The above EUT's information was declared by manufacturer. Please refer to the specifications or user's manual for more detailed description.



### 1.4 Product Specification of Equipment Under Test

Standards-related Product Specification	
<b>Tx/Rx Frequency Range</b>	5180 MHz ~ 5240 MHz 5260 MHz ~ 5320 MHz 5500 MHz ~ 5700 MHz
<b>Maximum Output Power to Antenna</b>	<p><b>&lt;5180 MHz ~ 5240 MHz&gt;</b>                      802.11a : 17.02 dBm / 0.0504 W                      802.11n HT20 : 16.24 dBm / 0.0421 W                      802.11n HT40 : 15.39 dBm / 0.0346 W                      802.11ac VHT20 : 16.28 dBm / 0.0425 W                      802.11ac VHT40 : 15.45 dBm / 0.0351 W                      802.11ac VHT80 : 12.68 dBm / 0.0185 W</p> <p><b>&lt;5260 MHz ~ 5320 MHz&gt;</b>                      802.11a : 16.36 dBm / 0.0433 W                      802.11n HT20 : 15.46 dBm / 0.0352 W                      802.11n HT40 : 14.40 dBm / 0.0275 W                      802.11ac VHT20 : 15.48 dBm / 0.0353 W                      802.11ac VHT40 : 14.46 dBm / 0.0279 W                      802.11ac VHT80 : 12.24 dBm / 0.0167 W</p> <p><b>&lt;5500 MHz ~ 5700 MHz &gt;</b>                      802.11a : 13.76 dBm / 0.0238 W                      802.11n HT20 : 13.76 dBm / 0.0238 W                      802.11n HT40 : 14.03 dBm / 0.0253 W                      802.11ac VHT20 : 13.80 dBm / 0.0240 W                      802.11ac VHT40 : 14.09 dBm / 0.0256 W                      802.11ac VHT80 : 13.28 dBm / 0.0213 W</p>
<b>99% Occupied Bandwidth</b>	<p><b>&lt;5180 MHz ~ 5240 MHz&gt;</b>                      802.11a : 16.78 MHz                      802.11ac VHT20 : 17.93 MHz                      802.11ac VHT40 : 36.16 MHz                      802.11ac VHT80 : 75.52 MHz</p> <p><b>&lt;5260 MHz ~ 5320 MHz&gt;</b>                      802.11a : 16.78 MHz                      802.11ac VHT20 : 17.93 MHz                      802.11ac VHT40 : 36.16 MHz                      802.11ac VHT80 : 75.40 MHz</p> <p><b>&lt;5500 MHz ~ 5700 MHz &gt;</b>                      802.11a : 16.78 MHz                      802.11ac VHT20 : 17.93 MHz                      802.11ac VHT40 : 36.16 MHz                      802.11ac VHT80 : 75.40 MHz</p>
<b>Antenna Type / Gain</b>	<p><b>&lt;5180 MHz ~ 5240 MHz&gt;</b>                      PIFA Antenna with gain -1.4 dBi</p> <p><b>&lt;5260 MHz ~ 5320 MHz&gt;</b>                      PIFA Antenna with gain -1.6 dBi</p> <p><b>&lt;5500 MHz ~ 5700 MHz&gt;</b>                      PIFA Antenna with gain -1.2 dBi</p>
<b>Type of Modulation</b>	802.11a/n : OFDM (BPSK / QPSK / 16QAM / 64QAM) 802.11ac : OFDM (BPSK / QPSK / 16QAM / 64QAM / 256QAM)

**Note:** For 802.11n HT20 / ac VHT20 and 802.11n HT40 / ac VHT40 mode, the whole testing have assessed only 802.11ac VHT20/VHT40 by referring to the higher output power.



### 1.5 Modification of EUT

No modifications are made to the EUT during all test items.

### 1.6 Testing Location

Sporton International Inc. (Kunshan) is accredited to ISO/IEC 17025:2017 by American Association for Laboratory Accreditation with Certificate Number 5145.02.

<b>Test Firm</b>	Sporton International Inc. (Kunshan)		
<b>Test Site Location</b>	No. 1098, Pengxi North Road, Kunshan Economic Development Zone Jiangsu Province 215300 People's Republic of China TEL : +86-512-57900158 FAX : +86-512-57900958		
<b>Test Site No.</b>	<b>Sporton Site No.</b>	<b>FCC Designation No.</b>	<b>FCC Test Firm Registration No.</b>
	CO01- KS 03CH06-KS TH01-KS	CN1257	314309

### 1.7 Test Software

Item	Site	Manufacturer	Name	Version
1.	03CH06-KS	AUDIX	E3	6.2009-8-24al
2.	CO01-KS	AUDIX	E3	6.2009-8-24

### 1.8 Applicable Standards

According to the specifications of the manufacturer, the EUT must comply with the requirements of the following standards:

- 47 CFR Part 15 Subpart E
- FCC KDB 789033 D02 General UNII Test Procedures New Rules v02r01.
- ANSI C63.10-2013

**Remark:**

1. All test items were verified and recorded according to the standards and without any deviation during the test.
2. This EUT has also been tested and complied with the requirements of FCC Part 15, Subpart B, recorded in a separate test report.



## 2 Test Configuration of Equipment Under Test

- a. The EUT has been associated with peripherals and configuration operated in a manner tended to maximize its emission characteristics in a typical application. Frequency range investigated: conduction emission (150 kHz to 30 MHz), radiation emission (9 kHz to the 10th harmonic of the highest fundamental frequency or to 40 GHz, whichever is lower). For radiated measurement, pre-scanned in three orthogonal panels, X, Y, Z. The worst cases (X plane) were recorded in this report.
- b. AC power line Conducted Emission was tested under maximum output power.

### 2.1 Carrier Frequency and Channel

Frequency Band	Channel	Freq.(MHz)	Channel	Freq.(MHz)
5180-5240 MHz U-NII-1	36	5180	44	5220
	38*	5190	46*	5230
	40	5200	48	5240
	42 <sup>#</sup>	5210		

Frequency Band	Channel	Freq.(MHz)	Channel	Freq.(MHz)
5260-5320 MHz U-NII-2A	52	5260	60	5300
	54*	5270	62*	5310
	56	5280	64	5320
	58 <sup>#</sup>	5290		

Frequency Band	Channel	Freq.(MHz)	Channel	Freq.(MHz)
5500- 5700 MHz U-NII-2C	100	5500	112	5560
	102*	5510	116	5580
	104	5520	132	5660
	106 <sup>#</sup>	5530	134*	5670
	108	5540	136	5680
	110*	5550	140	5700

Frequency Band	Channel	Freq.(MHz)	Channel	Freq.(MHz)
TDWR Channel	118*	5590	124	5620
	120	5600	126*	5630
	122 <sup>#</sup>	5610	128	5640

**Note:**

- 1. The above Frequency and Channel in "\*" were 802.11n HT40 and 802.11ac VHT40.
- 2. The above Frequency and Channel in "<sup>#</sup>" were 802.11ac VHT80.





## 2.2 Test Mode

Final test modes are considering the modulation and worse data rates as below table.

Modulation	Data Rate
802.11a	6 Mbps
802.11ac VHT20	MCS0
802.11ac VHT40	MCS0
802.11ac VHT80	MCS0

<b>RSE Co-location Modes:</b>
<b>LTE Band 38 Link + WLAN 5GHz 802.11ac VHT40 CH62 Tx</b>

Test Cases	
<b>AC Conducted Emission</b>	Mode 1 : GSM850 Idle + Bluetooth Link + WLAN Link (5G) + USB Cable 1(Charging from Adapter) + Earphone

**Remark:**

1. For Radiated Test Cases, The tests were performance with Adapter, Earphone and USB Cable.
2. The RSE Co-location mode is assessed from the worst WWAN Link + WLAN TX mode.



Ch. #		U-NII-1 : 5180-5240 MHz	U-NII-2A : 5260-5320 MHz	U-NII-2C:5500- 5700 MHz
		802.11a	802.11a	802.11a
L	Low	36	52	100
M	Middle	44	60	116
H	High	48	64	140

Ch. #		U-NII-1 : 5180-5240 MHz	U-NII-2A : 5260-5320 MHz	U-NII-2C:5500- 5700 MHz
		802.11ac VHT20	802.11ac VHT20	802.11ac VHT20
L	Low	36	52	100
M	Middle	44	60	116
H	High	48	64	140

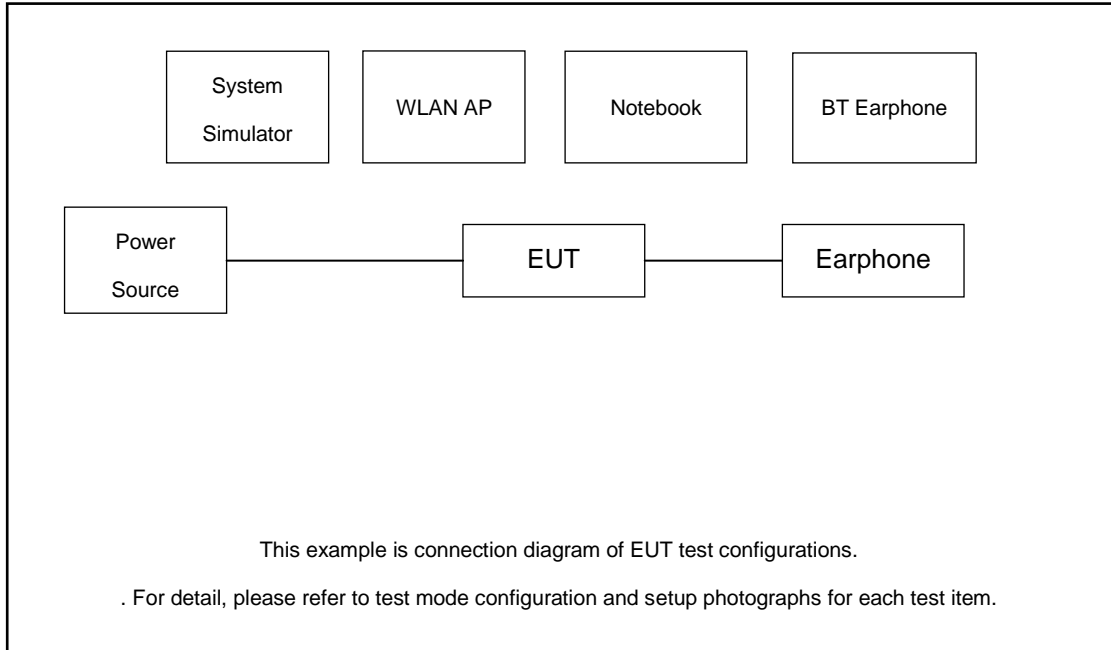
Ch. #		U-NII-1 : 5180-5240 MHz	U-NII-2A : 5260-5320 MHz	U-NII-2C:5500- 5700 MHz
		802.11ac VHT40	802.11ac VHT40	802.11ac VHT40
L	Low	38	54	102
M	Middle	-	-	110
H	High	46	62	134

Ch. #		U-NII-1 : 5180-5240 MHz	U-NII-2A : 5260-5320 MHz	U-NII-2C:5500- 5700 MHz
		802.11ac VHT80	802.11ac VHT80	802.11ac VHT80
L	Low	-	-	106
M	Middle	42	58	-
H	High	-	-	122

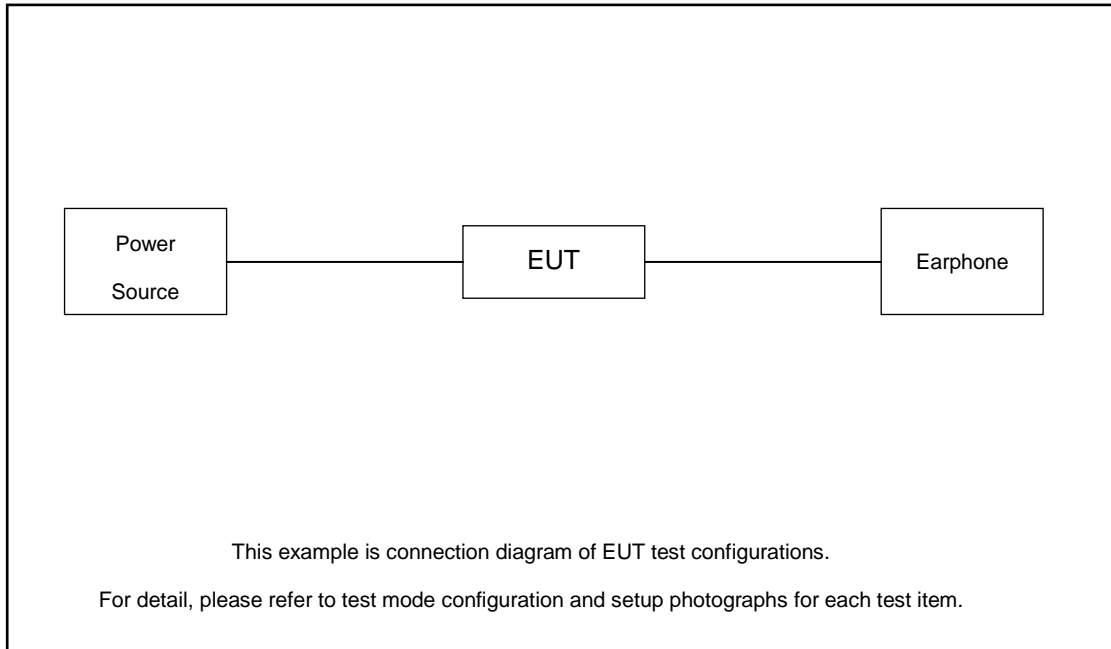
Remark: For radiation spurious emission, the final modulation and the worst data rate was reference the max RF conducted power.

## 2.3 Connection Diagram of Test System

For Conducted Emission



For Radiated Emission



## 2.4 Support Unit used in test configuration and system

Item	Equipment	Trade Name	Model Name	FCC ID	Data Cable	Power Cord
1.	LTE Base Station	Anritus	MT8821C	N/A	N/A	Unshielded,1.8m
2.	Bluetooth Earphone	Xiaomi	LYEJ02LM	N/A	N/A	N/A
3.	Notebook	Lenovo	G480	QDS-BRCM1050I	N/A	shielded cable DC O/P 1.8m ; Unshielded AC I/P cable 1.8m
4.	WLAN ap	D-link	DIR-655	KA21R655B1	N/A	Unshielded,1.8m
5.	SD Card	Kingston	8GB	N/A	N/A	N/A

## 2.5 EUT Operation Test Setup

For WLAN RF test items, an engineering test program was provided and enabled to make EUT continuously transmit.

For AC power line conducted emissions, the EUT was set to connect with the WLAN AP under large package sizes transmission.

## 2.6 Measurement Results Explanation Example

For all conducted test items:

The offset level is set in the spectrum analyzer to compensate the RF cable loss between EUT conducted output port and spectrum analyzer. With the offset compensation, the spectrum analyzer reading level is exactly the EUT RF output level.

Example :

The spectrum analyzer offset is derived from RF cable loss.

*Offset = RF cable loss.*

Following shows an offset computation example with cable loss 7.5 dB.

$$\begin{aligned} \text{Offset(dB)} &= \text{RF cable loss(dB)}. \\ &= 7.5 \text{ (dB)} \end{aligned}$$

### 3 Test Result

#### 3.1 26dB & 99% Occupied Bandwidth Measurement

##### 3.1.1 Description of 26dB & 99% Occupied Bandwidth

This section is for reporting purpose only.

There is no restriction limits for bandwidth.

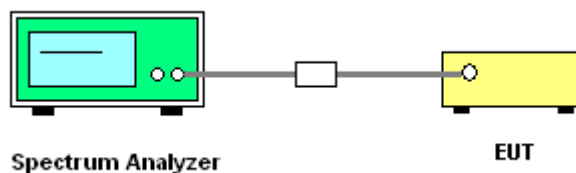
##### 3.1.2 Measuring Instruments

The measuring equipment is listed in the section 4 of this test report.

##### 3.1.3 Test Procedures

1. The testing follows FCC KDB 789033 D02 General UNII Test Procedures New Rules v02r01. Section C) Emission bandwidth
2. Set RBW = approximately 1% of the emission bandwidth.
3. Set the VBW > RBW.
4. Detector = Peak.
5. Trace mode = max hold
6. Measure the maximum width of the emission that is 26 dB down from the peak of the emission. Compare this with the RBW setting of the analyzer. Readjust RBW and repeat measurement as needed until the RBW/EBW ratio is approximately 1%.
7. For 99% Bandwidth Measurement, the spectrum analyzer's resolution bandwidth (RBW) is set 1% to 5% of the OBW and set the Video bandwidth (VBW)  $\geq 3 * RBW$ .
8. Measure and record the results in the test report.

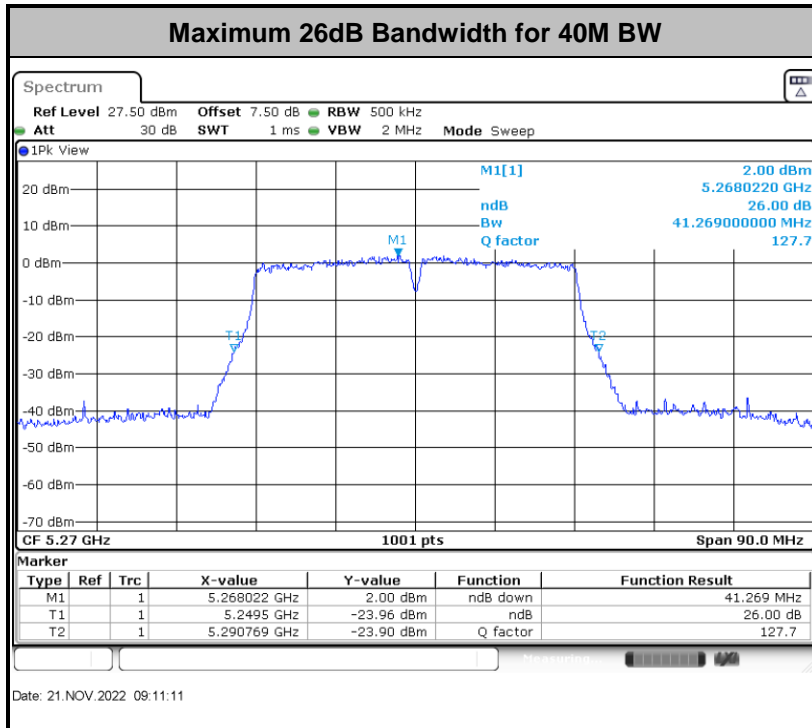
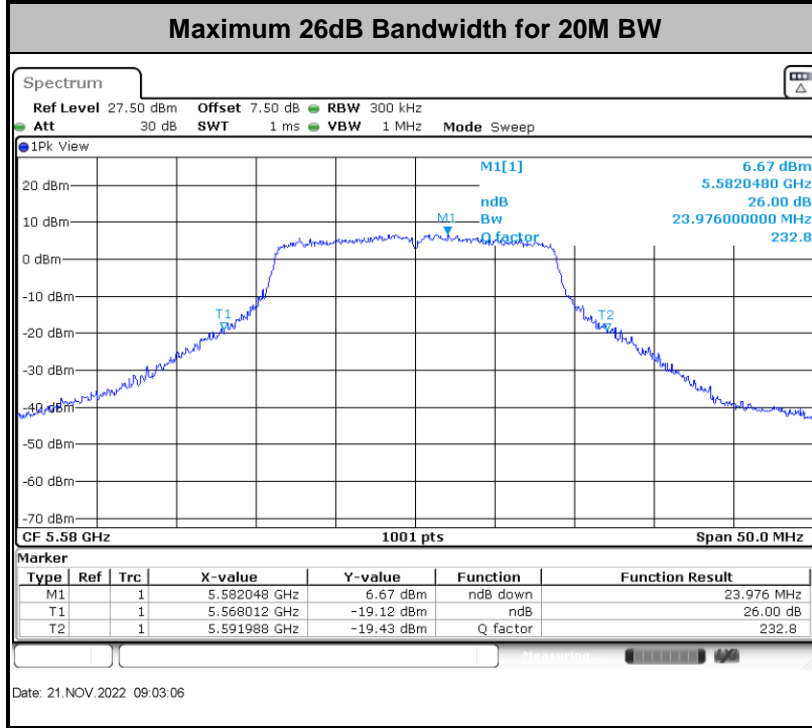
##### 3.1.4 Test Setup

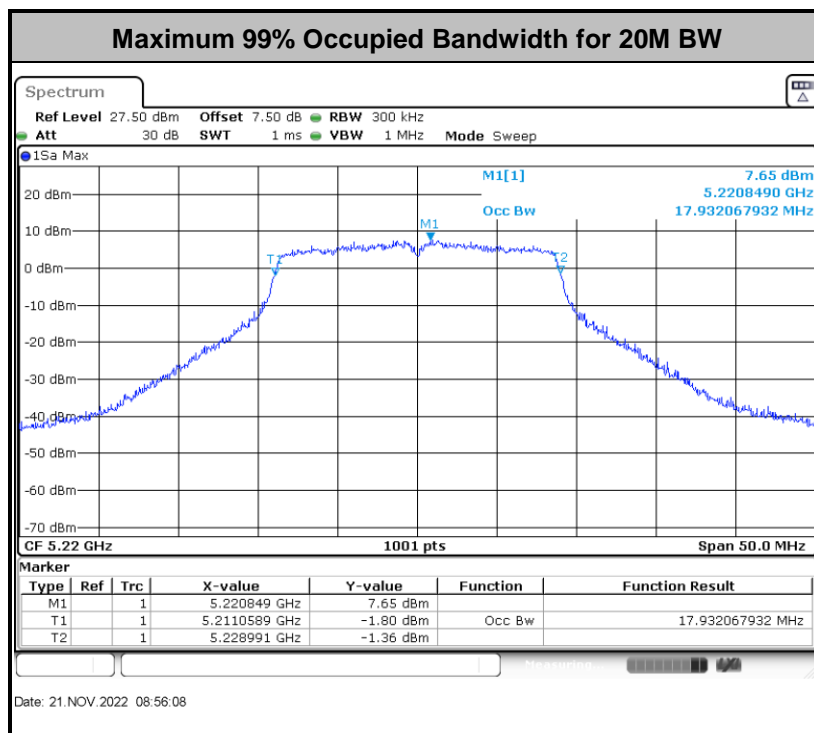
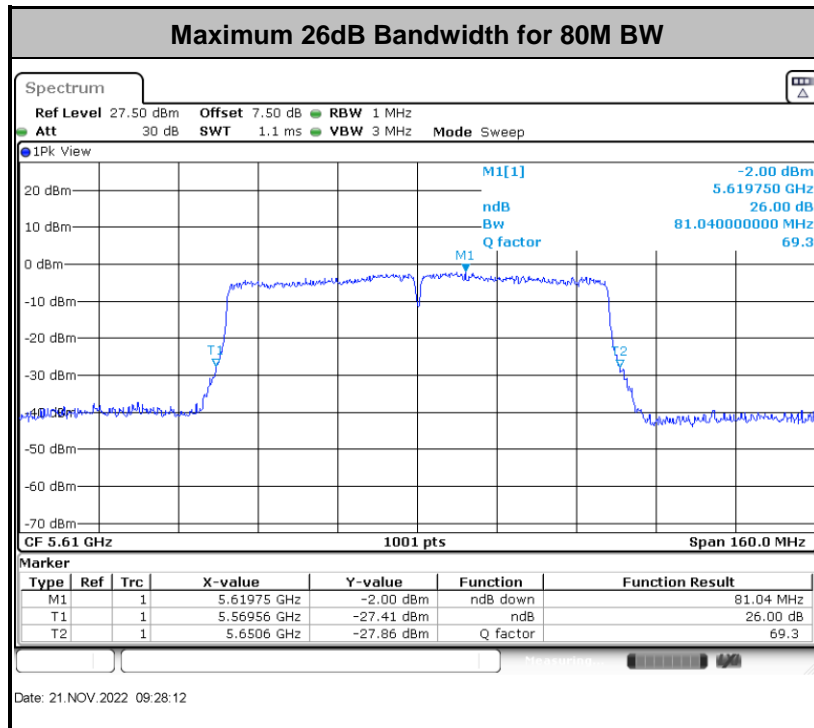


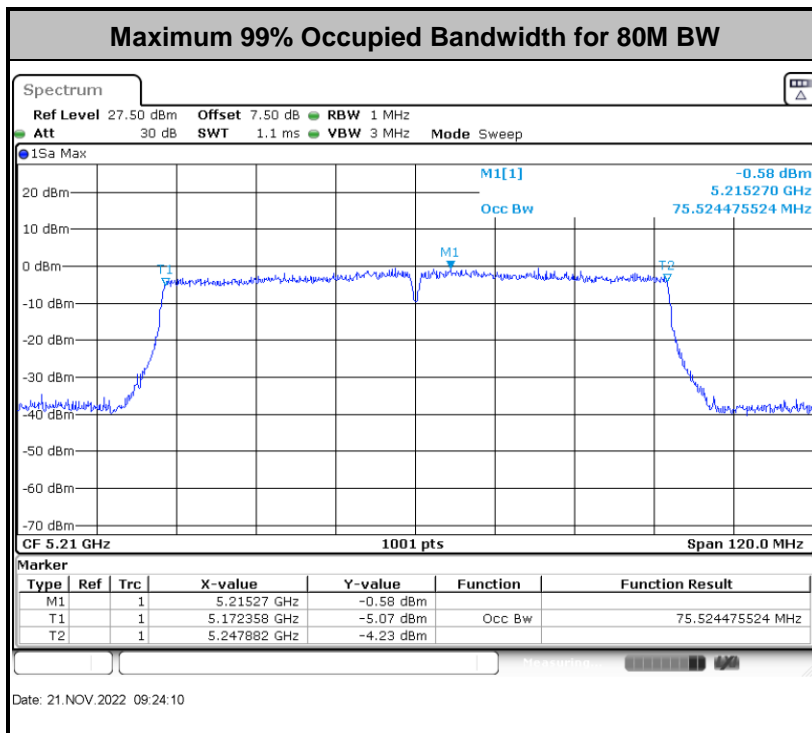
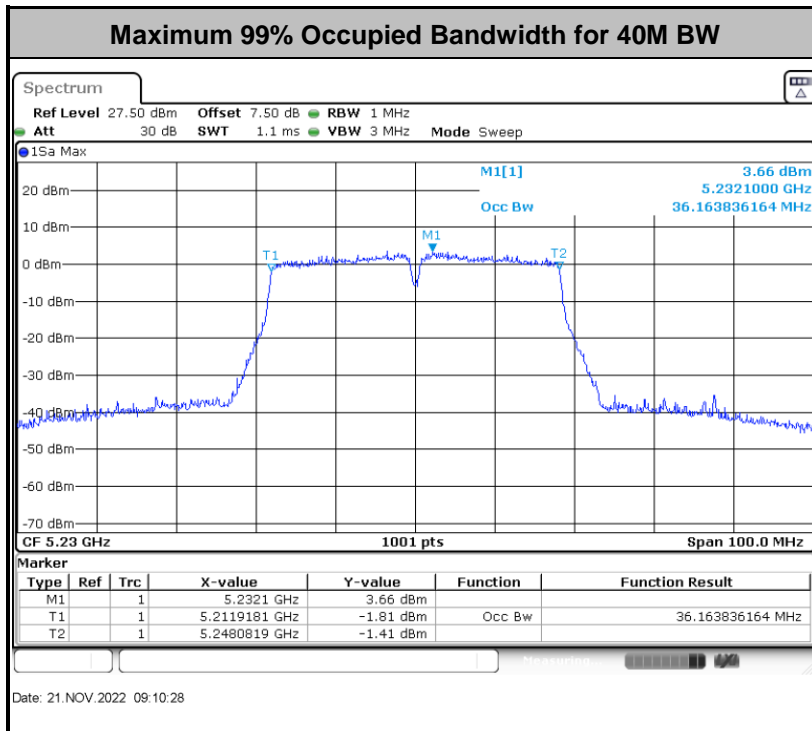


### 3.1.5 Test Result of 26dB & 99% Occupied Bandwidth

Please refer to Appendix A.







**Note:** The occupied channel bandwidth is maintained within the band of operation for all of the modulations.





## 3.2 Maximum Conducted Output Power Measurement

### 3.2.1 Limit of Maximum Conducted Output Power

<FCC 14-30 CFR 15.407>

For mobile and portable client devices in the 5.15–5.25 GHz band, the maximum conducted output power over the frequency band of operation shall not exceed 250 mW.

For the 5.25–5.725 GHz bands, the maximum conducted output power over the frequency bands of operation shall not exceed the lesser of 250 mW or 11 dBm +10 log 10 B, where B is the 26 dB emission bandwidth in megahertz.

If transmitting antennas of directional gain greater than 6 dBi are used, the peak output power shall be reduced by the amount in dB that the directional gain of the antenna exceeds 6 dBi.

Note that U-NII-2 band, devices with a maximum e.i.r.p. greater than 500 mW shall implement TPC in order to have the capability to operate at least 6 dB below the maximum permitted e.i.r.p. of 1 W.

### 3.2.2 Measuring Instruments

The measuring equipment is listed in the section 4 of this test report.

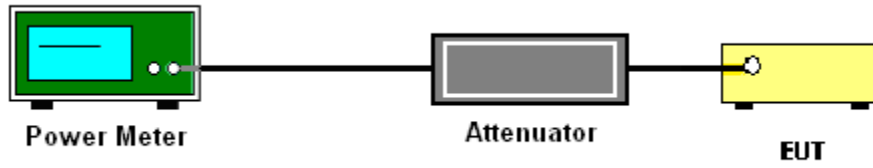
### 3.2.3 Test Procedures

The testing follows Method PM of FCC KDB 789033 D02 General UNII Test Procedures New Rules v02r01.

Method PM (Measurement using an RF average power meter):

1. Measurement is performed using a wideband RF power meter.
2. The EUT is configured to transmit continuously with a consistent duty cycle at its maximum power control level.
3. Measure the average power of the transmitter, and the average power is corrected with duty factor,  $10 \log(1/x)$ , where x is the duty cycle.
4. For MIMO mode, the measure-and-sum technique should be used for measuring the in-band transmit power of a device.

### 3.2.4 Test Setup



### 3.2.5 Test Result of Maximum Conducted Output Power

Please refer to Appendix A.



### 3.3 Power Spectral Density Measurement

#### 3.3.1 Limit of Power Spectral Density

<FCC 14-30 CFR 15.407>

For mobile and portable client devices in the 5.15–5.25 GHz band, the maximum power spectral density shall not exceed 11dBm in any 1 megahertz band.

For the 5.25–5.725 GHz bands, the maximum power spectral density shall not exceed 11 dBm in any 1 megahertz band.

If transmitting antennas of directional gain greater than 6 dBi are used, the peak output power shall be reduced by the amount in dB that the directional gain of the antenna exceeds 6 dBi.

#### 3.3.2 Measuring Instruments

The measuring equipment is listed in the section 4 of this test report.

#### 3.3.3 Test Procedures

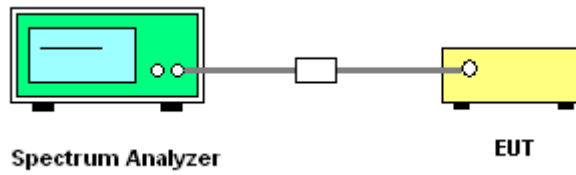
The testing follows FCC KDB 789033 D02 General UNII Test Procedures New Rules v02r01. Section F) Maximum power spectral density.

**# Method SA-2 #**

(trace averaging across on and off times of the EUT transmissions, followed by duty cycle correction).

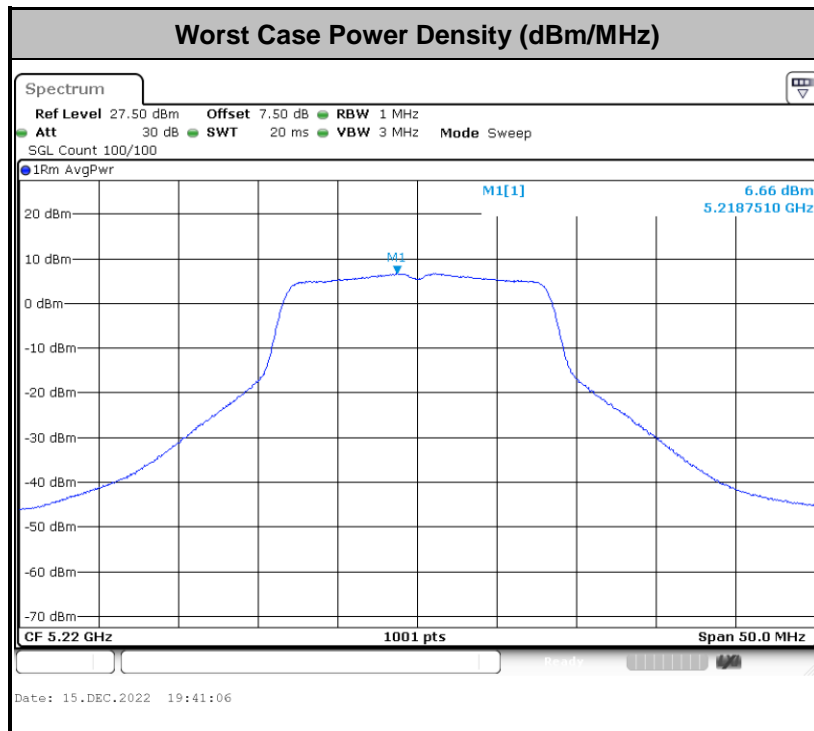
- Measure the duty cycle.
  - Set span to encompass the entire emission bandwidth (EBW) of the signal.
  - Set RBW = 1 MHz.
  - Set VBW  $\geq$  3 MHz.
  - Number of points in sweep  $\geq$  2 Span / RBW.
  - Sweep time = auto.
  - Detector = RMS
  - Trace average at least 100 traces in power averaging mode.
  - Add  $10 \log(1/x)$ , where x is the duty cycle, to the measured power in order to compute the average power during the actual transmission times. For example, add  $10 \log(1/0.25) = 6$  dB if the duty cycle is 25 percent.
1. The RF output of EUT was connected to the spectrum analyzer by a low loss cable.
  2. Each plot has already offset with cable loss, and attenuator loss. Measure the PPSD and record it.

### 3.3.4 Test Setup



### 3.3.5 Test Result of Power Spectral Density

Please refer to Appendix A.



**Note:** Average Power Density (dB) = Measured value+ Duty Factor



### 3.4 Unwanted Emissions Measurement

This section is to measure unwanted emissions through radiated measurement for band edge spurious emissions and out of band emissions measurement.

#### 3.4.1 Limit of Unwanted Emissions

- (1) For transmitters operating in the 5150-5250 MHz band: all emissions outside of the 5150-5350 MHz band shall not exceed an EIRP of -27dBm/MHz.

For transmitters operating in the 5250-5350 MHz band: all emissions outside of the 5150-5350 MHz band shall not exceed an EIRP of -27 dBm/MHz. Devices operating in the 5250-5350 MHz band that generate emissions in the 5150-5250 MHz band must meet all applicable technical requirements for operation in the 5150-5250 MHz band (including indoor use) or alternatively meet an out-of-band emission EIRP limit of -27 dBm/MHz in the 5150-5250 MHz band.

For transmitters operating in the 5470-5725 MHz band: all emissions outside of the 5470-5725 MHz band shall not exceed an EIRP of -27 dBm/MHz.

- (2) Unwanted spurious emissions fallen in restricted bands shall comply with the general field strength limits as below table,

Frequency (MHz)	Field Strength (microvolts/meter)	Measurement Distance (meters)
0.009 – 0.490	2400/F(kHz)	300
0.490 – 1.705	24000/F(kHz)	30
1.705 – 30.0	30	30
30 – 88	100	3
88 – 216	150	3
216 - 960	200	3
Above 960	500	3



EIRP (dBm)	Field Strength at 3m (dBµV/m)
- 27	68.2

Note: The following formula is used to convert the EIRP to field strength.

$$EIRP = E_{Meas} + 20\log(d_{Meas}) - 104.7$$

where

EIRP is the equivalent isotropically radiated power, in dBm

E<sub>Meas</sub> is the field strength of the emission at the measurement distance, in dBµV/m

d<sub>Meas</sub> is the measurement distance, in m

### 3.4.2 Measuring Instruments

The measuring equipment is listed in the section 4 of this test report.

### 3.4.3 Test Procedures

- The testing follows FCC KDB 789033 D02 General UNII Test Procedures New Rules v02r01. Section G) Unwanted emissions measurement.

(1) Procedure for Unwanted Emissions Measurements Below 1000MHz

- RBW = 120 kHz
- VBW = 300 kHz
- Detector = Peak
- Trace mode = max hold

(2) Procedure for Peak Unwanted Emissions Measurements Above 1000 MHz

- RBW = 1 MHz
- VBW ≥ 3 MHz
- Detector = Peak
- Sweep time = auto
- Trace mode = max hold

(3) Procedures for Average Unwanted Emissions Measurements Above 1000MHz

- RBW = 1 MHz
- VBW = 10 Hz, when duty cycle is no less than 98 percent.
- VBW ≥ 1/T, when duty cycle is less than 98 percent where T is the minimum transmission duration over which the transmitter is on and is transmitting at its maximum power control level for the tested mode of operation.

- The EUT was placed on a turntable with 0.8 meter for frequency below 1GHz and 1.5 meter for frequency above 1GHz respectively above ground.
- The EUT was set 3 meters from the interference receiving antenna which was mounted on the top of a variable height antenna tower.
- The antenna is a broadband antenna and its height is adjusted between one meter and four

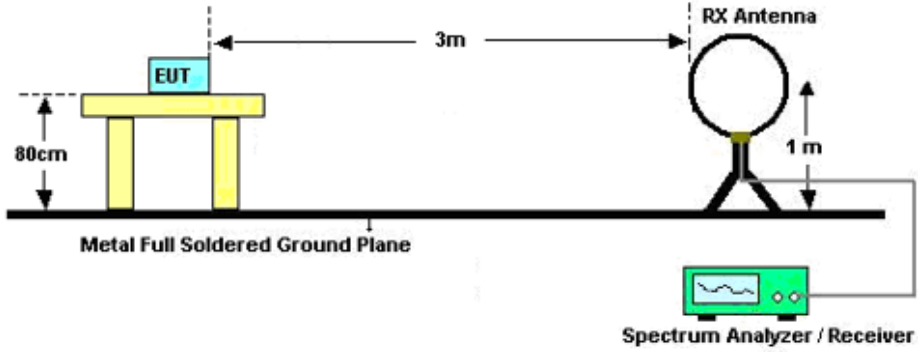


meters above ground to find the maximum value of the field strength for both horizontal polarization and vertical polarization of the antenna.

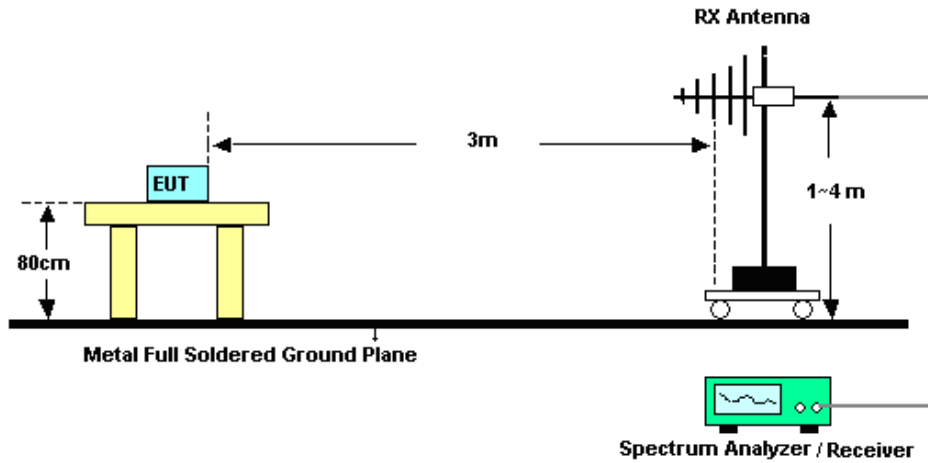
5. For each suspected emission, the EUT was arranged to its worst case and then adjust the antenna tower (from 1 m to 4 m) and turntable (from 0 degree to 360 degrees) to find the maximum reading.
6. For testing below 1GHz, if the emission level of the EUT in peak mode was 3 dB lower than the limit specified, then peak values of EUT will be reported, otherwise, the emissions will be repeated one by one using the CISPR quasi-peak method and reported.
7. For testing above 1GHz, the emission level of the EUT in peak mode was 20dB lower than peak limit (that means the emission level in average mode also complies with the limit in average mode), then peak values of EUT will be reported, otherwise, the emissions will be measured in average mode again and reported.

### 3.4.4 Test Setup

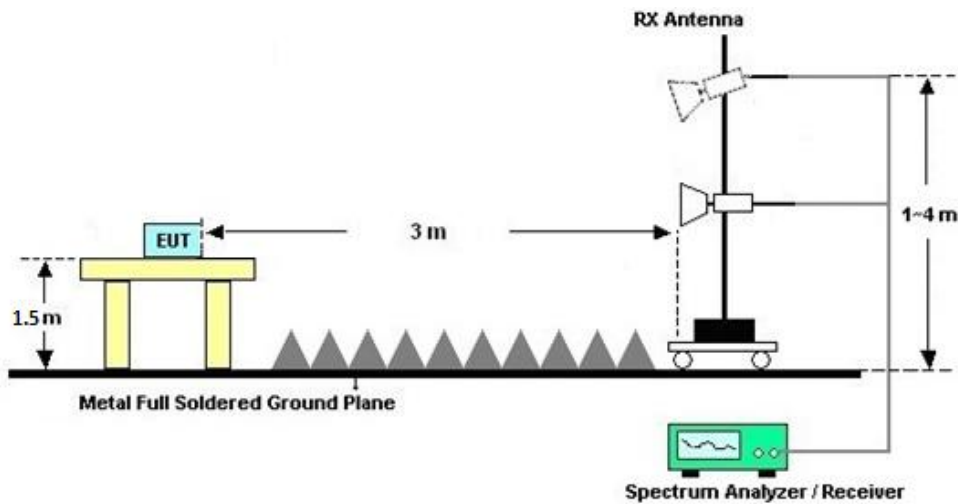
For radiated emissions below 30MHz



For radiated emissions from 30MHz to 1GHz



For radiated emissions above 1GHz







### **3.4.5 Test Results of Radiated Spurious Emissions (9 kHz ~ 30 MHz)**

The low frequency, which started from 9 kHz to 30MHz, was pre-scanned and the result which was 20dB lower than the limit line was not reported.

There is a comparison data of both open-field test site and semi-Anechoic chamber, and the result came out very similar.

### **3.4.6 Test Result of Radiated Spurious at Band Edges**

Please refer to Appendix C.

### **3.4.7 Duty Cycle**

Please refer to Appendix D.

### **3.4.8 Test Result of Radiated Spurious Emissions (30MHz ~ 10th Harmonic or 40GHz, whichever is lower)**

Please refer to Appendix C.



### 3.5 AC Conducted Emission Measurement

#### 3.5.1 Limit of AC Conducted Emission

For equipment that is designed to be connected to the public utility (AC) power line, the radio frequency voltage that is conducted back onto the AC power line on any frequency or frequencies within the band 150 kHz to 30 MHz shall not exceed the limits in the following table.

Frequency of emission (MHz)	Conducted limit (dBµV)	
	Quasi-peak	Average
0.15-0.5	66 to 56*	56 to 46*
0.5-5	56	46
5-30	60	50

\*Decreases with the logarithm of the frequency.

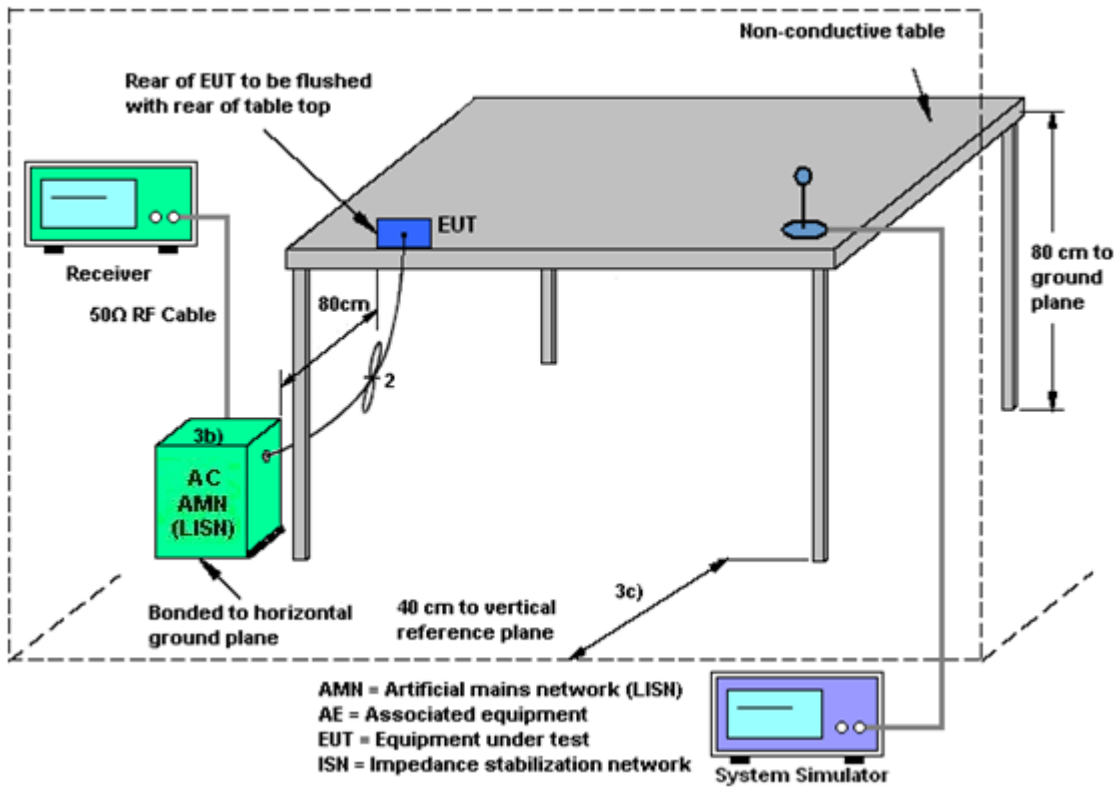
#### 3.5.2 Measuring Instruments

The measuring equipment is listed in the section 4 of this test report.

#### 3.5.3 Test Procedures

1. The EUT was placed 0.4 meter from the conducting wall of the shielding room was kept at least 80 centimeters from any other grounded conducting surface.
2. Connect EUT to the power mains through a line impedance stabilization network (LISN).
3. All the support units are connecting to the other LISN.
4. The LISN provides 50 ohm coupling impedance for the measuring instrument.
5. The FCC states that a 50 ohm, 50 microhenry LISN should be used.
6. Both sides of AC line were checked for maximum conducted interference.
7. The frequency range from 150 kHz to 30 MHz was searched.
8. Set the test-receiver system to Peak Detect Function and specified bandwidth with Maximum Hold Mode.

### 3.5.4 Test Setup



### 3.5.5 Test Result of AC Conducted Emission

Please refer to Appendix B.



## **3.6 Antenna Requirements**

### **3.6.1 Standard Applicable**

If transmitting antenna directional gain is greater than 6 dBi, both the peak transmit power and the peak power spectral density shall be reduced by the amount in dB that the directional gain of the antenna exceeds 6 dBi.

### **3.6.2 Antenna Anti-Replacement Construction**

An embedded-in antenna design is used.

### **3.6.3 Antenna Gain**

The antenna peak gain of EUT is less than 6 dBi. Therefore, it is not necessary to reduce maximum peak output power limit.



## 4 List of Measuring Equipment

Instrument	Manufacturer	Model No.	Serial No.	Characteristics	Calibration Date	Test Date	Due Date	Remark
Spectrum Analyzer	R&S	FSV40	101040	10Hz~40GHz	Oct. 12, 2022	Nov. 21, 2022~ Dec. 15, 2022	Oct. 11, 2023	Conducted (TH01-KS)
Pulse Power Sensor	Anritsu	MA2411B	0917070	300MHz~40GHz	Jan. 05, 2022	Nov. 21, 2022~ Dec. 15, 2022	Jan. 04, 2023	Conducted (TH01-KS)
Power Meter	Anritsu	ML2495A	1005002	50MHz Bandwidth	Jan. 05, 2022	Nov. 21, 2022~ Dec. 15, 2022	Jan. 04, 2023	Conducted (TH01-KS)
EMI Test Receiver	Keysight	N9038A	MY56400004	3Hz~8.5GHz;Max 30dBm	Oct. 13, 2022	Dec. 19, 2022	Oct. 12, 2023	Radiation (03CH06-KS)
EXA Spectrum Analyzer	Keysight	N9010B	MY60242126	10Hz~44GHz	Oct. 13, 2022	Dec. 19, 2022	Oct. 12, 2023	Radiation (03CH06-KS)
Loop Antenna	R&S	HFH2-Z2	100321	9kHz~30MHz	Oct. 16, 2022	Dec. 19, 2022	Oct. 15, 2023	Radiation (03CH06-KS)
Bilog Antenna	TeseQ	CBL6111D	49921	30MHz~1GHz	May 24, 2022	Dec. 19, 2022	May 23, 2023	Radiation (03CH06-KS)
Double Ridge Horn Antenna	ETS-Lindgren	3117	00218652	1GHz~18GHz	Apr. 18, 2022	Dec. 19, 2022	Apr. 17, 2023	Radiation (03CH06-KS)
SHF-EHF Horn	Com-power	AH-840	101093	18GHz~40GHz	Jan. 05, 2022	Dec. 19, 2022	Jan. 04, 2023	Radiation (03CH06-KS)
Amplifier	SONOMA	310N	380827	9KHz ~1GHZ	Jul. 11, 2022	Dec. 19, 2022	Jul. 10, 2023	Radiation (03CH06-KS)
Amplifier	MITEQ	EM18G40GGA	060728	18~40GHz	Jan. 05, 2022	Dec. 19, 2022	Jan. 04, 2023	Radiation (03CH06-KS)
high gain Amplifier	MITEQ	AMF-7D-00101800-30-10P	2082395	1Ghz-18Ghz	Jan. 05, 2022	Dec. 19, 2022	Jan. 04, 2023	Radiation (03CH06-KS)
Amplifier	Keysight	83017A	MY53270319	500MHz~26.5GHz	Oct. 12, 2022	Dec. 19, 2022	Oct. 12, 2023	Radiation (03CH06-KS)
AC Power Source	Chroma	61601	F104090004	N/A	NCR	Dec. 19, 2022	NCR	Radiation (03CH06-KS)
Turn Table	ChamPro	EM 1000-T	060762-T	0~360 degree	NCR	Dec. 19, 2022	NCR	Radiation (03CH06-KS)
Antenna Mast	ChamPro	EM 1000-A	060762-A	1 m~4 m	NCR	Dec. 19, 2022	NCR	Radiation (03CH06-KS)
EMI Receiver	R&S	ESCI7	100768	9kHz~7GHz;	May 24, 2022	Dec. 08, 2022	May 23, 2023	Conduction (CO01-KS)
AC LISN (for auxiliary equipment)	MessTec	AN3016	060103	9kHz~30MHz	Oct. 13, 2022	Dec. 08, 2022	Oct. 12, 2023	Conduction (CO01-KS)
AC LISN	MessTec	AN3016	060105	9kHz~30MHz	May 24, 2022	Dec. 08, 2022	May 23, 2023	Conduction (CO01-KS)
AC Power Source	Chroma	61602	ABP000000811	AC 0V~300V, 45Hz~1000Hz	Oct. 12, 2022	Dec. 08, 2022	Oct. 11, 2023	Conduction (CO01-KS)

NCR: No Calibration Required



## 5 Uncertainty of Evaluation

The measurement uncertainties shown below were calculated in accordance with the requirements of ANSI 63.10-2013. All the measurement uncertainty value were shown with a coverage K=2 to indicate 95% level of confidence. The measurement data show herein meets or exceeds the CISPR measurement uncertainty values specified in CISPR 16-4-2 and can be compared directly to specified limit to determine compliance.

### Uncertainty of Conducted Measurement

Test Item	Uncertainty
Conducted Power	±0.56 dB
Conducted Emissions	±0.92 dB
Occupied Channel Bandwidth	±0.03 %
Conducted Power Spectral Density	±0.54 dB

### Uncertainty of Conducted Emission Measurement (150 kHz ~ 30 MHz)

Measuring Uncertainty for a Level of Confidence of 95% (U = 2Uc(y))	2.78dB
---	--------

### Uncertainty of Radiated Emission Measurement (30 MHz ~ 1000 MHz)

Measuring Uncertainty for a Level of Confidence of 95% (U = 2Uc(y))	5.0dB
---	-------

### Uncertainty of Radiated Emission Measurement (1000 MHz ~ 18000 MHz)

Measuring Uncertainty for a Level of Confidence of 95% (U = 2Uc(y))	5.0dB
---	-------

### Uncertainty of Radiated Emission Measurement (18000 MHz ~ 40000 MHz)

Measuring Uncertainty for a Level of Confidence of 95% (U = 2Uc(y))	5.0dB
---	-------

----- THE END -----



## **Appendix A. Conducted Test Results**

### A1. Conducted Test Results

Test Engineer:	Jacob Zhang	Temperature:	21~25	°C
Test Date:	2022/11/21~2022/12/15	Relative Humidity:	51~54	%



**TEST RESULTS DATA**  
**26dB and 99% OBW**

U-NII-1 single antenna										
Mod.	Data Rate	NTX	CH.	Freq. (MHz)	99% Bandwidth (MHz)	26 dB Bandwidth (MHz)	IC 99% Bandwidth Power Limit (dBm)	IC 99% Bandwidth EIRP Limit (dBm)		Note
					Ant 1	Ant 1	Ant 1	Ant 1		
11a	6Mbps	1	36	5180	16.78	22.58	-	22.25		
11a	6Mbps	1	44	5220	16.78	23.53	-	22.25		
11a	6Mbps	1	48	5240	16.78	23.13	-	22.25		
VHT20	MCS0	1	36	5180	17.88	23.83	-	22.52		
VHT20	MCS0	1	44	5220	17.93	23.63	-	22.54		
VHT20	MCS0	1	48	5240	17.88	23.68	-	22.52		
VHT40	MCS0	1	38	5190	36.16	40.64	-	23.01		
VHT40	MCS0	1	46	5230	36.16	40.64	-	23.01		
VHT80	MCS0	1	42	5210	75.52	80.56	-	23.01		

**TEST RESULTS DATA**  
**Average Power Table**

FCC U-NII-1 single antenna									
Mod.	Data Rate	NTX	CH.	Freq. (MHz)	Average Conducted Power with duty factor (dBm)	FCC Conducted Power Limit (dBm)	DG (dBi)		Pass/Fail
					Ant 1	Ant 1	Ant 1		
11a	6Mbps	1	36	5180	16.89	24.00	-1.40		Pass
11a	6Mbps	1	44	5220	16.98	24.00	-1.40		Pass
11a	6Mbps	1	48	5240	17.02	24.00	-1.40		Pass
HT20	MCS0	1	36	5180	16.00	24.00	-1.40		Pass
HT20	MCS0	1	44	5220	16.19	24.00	-1.40		Pass
HT20	MCS0	1	48	5240	16.24	24.00	-1.40		Pass
HT40	MCS0	1	38	5190	15.27	24.00	-1.40		Pass
HT40	MCS0	1	46	5230	15.39	24.00	-1.40		Pass
VHT20	MCS0	1	36	5180	16.08	24.00	-1.40		Pass
VHT20	MCS0	1	44	5220	16.20	24.00	-1.40		Pass
VHT20	MCS0	1	48	5240	16.28	24.00	-1.40		Pass
VHT40	MCS0	1	38	5190	15.31	24.00	-1.40		Pass
VHT40	MCS0	1	46	5230	15.45	24.00	-1.40		Pass
VHT80	MCS0	1	42	5210	12.68	24.00	-1.40		Pass

**TEST RESULTS DATA**  
**Power Spectral Density**

FCC U-NII-1 single antenna									
Mod.	Data Rate	N <sub>TX</sub>	CH.	Freq. (MHz)	Average Power Density (dBm/MHz)	Average PSD Limit (dBm/MHz)	DG (dBi)		Pass /Fail
					Ant 1	Ant 1	Ant 1		
11a	6Mbps	1	36	5180	6.46	11.00	-1.40		Pass
11a	6Mbps	1	44	5220	6.66	11.00	-1.40		Pass
11a	6Mbps	1	48	5240	6.50	11.00	-1.40		Pass
VHT20	MCS0	1	36	5180	4.81	11.00	-1.40		Pass
VHT20	MCS0	1	44	5220	5.17	11.00	-1.40		Pass
VHT20	MCS0	1	48	5240	4.81	11.00	-1.40		Pass
VHT40	MCS0	1	38	5190	0.90	11.00	-1.40		Pass
VHT40	MCS0	1	46	5230	1.24	11.00	-1.40		Pass
VHT80	MCS0	1	42	5210	-4.66	11.00	-1.40		Pass

**TEST RESULTS DATA**  
**26dB and 99% OBW**

U-NII-2A single antenna										
Mod.	Data Rate	NTX	CH.	Freq. (MHz)	99% Bandwidth (MHz)	26 dB Bandwidth (MHz)	IC 99% Bandwidth Power Limit (dBm)	IC 99% Bandwidth EIRP Limit (dBm)	FCC 26dB Bandwidth Power Limit (dBm)	Note
					Ant 1	Ant 1	Ant 1	Ant 1	Ant 1	
11a	6Mbps	1	52	5260	16.73	23.33	23.24	29.24	23.98	
11a	6Mbps	1	60	5300	16.78	22.68	23.25	29.25	23.98	
11a	6Mbps	1	64	5320	16.78	22.78	23.25	29.25	23.98	
VHT20	MCS0	1	52	5260	17.93	23.73	23.54	29.54	23.98	
VHT20	MCS0	1	60	5300	17.88	23.53	23.52	29.52	23.98	
VHT20	MCS0	1	64	5320	17.88	23.13	23.52	29.52	23.98	
VHT40	MCS0	1	54	5270	36.16	41.27	23.98	30.00	23.98	
VHT40	MCS0	1	62	5310	36.16	41.00	23.98	30.00	23.98	
VHT80	MCS0	1	58	5290	75.40	80.88	23.98	30.00	23.98	

**TEST RESULTS DATA**  
**Average Power Table**

FCC U-NII-2A single antenna									
Mod.	Data Rate	NTX	CH.	Freq. (MHz)	Average Conducted Power with duty factor	FCC Conducted Power Limit (dBm)	DG (dBi)	EIRP Power Limit (dBm)	Pass/Fail
					Ant 1	Ant 1	Ant 1		
11a	6Mbps	1	52	5260	16.23	23.98	-1.60	26.98	Pass
11a	6Mbps	1	60	5300	16.14	23.98	-1.60	26.98	Pass
11a	6Mbps	1	64	5320	16.36	23.98	-1.60	26.98	Pass
HT20	MCS0	1	52	5260	15.29	23.98	-1.60	26.98	Pass
HT20	MCS0	1	60	5300	15.24	23.98	-1.60	26.98	Pass
HT20	MCS0	1	64	5320	15.46	23.98	-1.60	26.98	Pass
HT40	MCS0	1	54	5270	14.40	23.98	-1.60	26.98	Pass
HT40	MCS0	1	62	5310	13.33	23.98	-1.60	26.98	Pass
VHT20	MCS0	1	52	5260	15.33	23.98	-1.60	26.98	Pass
VHT20	MCS0	1	60	5300	15.27	23.98	-1.60	26.98	Pass
VHT20	MCS0	1	64	5320	15.48	23.98	-1.60	26.98	Pass
VHT40	MCS0	1	54	5270	14.46	23.98	-1.60	26.98	Pass
VHT40	MCS0	1	62	5310	13.40	23.98	-1.60	26.98	Pass
VHT80	MCS0	1	58	5290	12.24	23.98	-1.60	26.98	Pass

**TEST RESULTS DATA**  
**Power Spectral Density**

U-NII-2A single antenna									
Mod.	Data Rate	NTX	CH.	Freq. (MHz)	Average Power Density (dBm/MHz)	Average PSD Limit (dBm/MHz)	DG (dBi)		Pass /Fail
					Ant 1	Ant 1	Ant 1		
11a	6Mbps	1	52	5260	5.39	11.00	-1.60		Pass
11a	6Mbps	1	60	5300	5.44	11.00	-1.60		Pass
11a	6Mbps	1	64	5320	5.64	11.00	-1.60		Pass
VHT20	MCS0	1	52	5260	4.10	11.00	-1.60		Pass
VHT20	MCS0	1	60	5300	4.23	11.00	-1.60		Pass
VHT20	MCS0	1	64	5320	4.23	11.00	-1.60		Pass
VHT40	MCS0	1	54	5270	-0.07	11.00	-1.60		Pass
VHT40	MCS0	1	62	5310	-0.86	11.00	-1.60		Pass
VHT80	MCS0	1	58	5290	-5.38	11.00	-1.60		Pass

**TEST RESULTS DATA**  
**26dB and 99% OBW**

U-NII-2C single antenna										
Mod.	Data Rate	NTX	CH.	Freq. (MHz)	99% Bandwidth In U-NII 2C (MHz)	26 dB Bandwidth In U-NII 2C (MHz)	IC 99% Bandwidth Power Limit (dBm)	IC 99% Bandwidth EIRP Limit (dBm)	FCC 26dB Bandwidth Power Limit (dBm)	6 dB Bandwidth for Straddle Channel (MHz)
					Ant 1	Ant 1	Ant 1	Ant 1	Ant 1	Ant 1
11a	6Mbps	1	100	5500	16.78	22.48	23.25	29.25	23.98	----
11a	6Mbps	1	116	5580	16.78	23.28	23.25	29.25	23.98	----
11a	6Mbps	1	140	5700	16.73	23.23	23.24	29.24	23.98	----
VHT20	MCS0	1	100	5500	17.93	23.63	23.54	29.54	23.98	----
VHT20	MCS0	1	116	5580	17.88	23.98	23.52	29.52	23.98	----
VHT20	MCS0	1	140	5700	17.93	23.23	23.54	29.54	23.98	----
VHT40	MCS0	1	102	5510	36.06	40.64	23.98	30.00	23.98	----
VHT40	MCS0	1	110	5550	36.16	40.28	23.98	30.00	23.98	----
VHT40	MCS0	1	134	5670	36.16	41.00	23.98	30.00	23.98	----
VHT80	MCS0	1	106	5530	75.40	80.40	23.98	30.00	23.98	----
VHT80	MCS0	1	122	5610	75.40	81.04	23.98	30.00	23.98	----

**TEST RESULTS DATA**  
**Average Power Table**

FCC U-NII-2C single antenna									
Mod.	Data Rate	NTX	CH.	Freq. (MHz)	Average Conducted Power with duty factor (dBm)	FCC Conducted Power Limit (dBm)	DG (dBi)	EIRP Power Limit (dBm)	Pass/Fail
					Ant 1	Ant 1	Ant 1		
11a	6Mbps	1	100	5500	13.52	23.98	-1.20	26.99	Pass
11a	6Mbps	1	116	5580	13.76	23.98	-1.20	26.99	Pass
11a	6Mbps	1	140	5700	13.55	23.98	-1.20	26.99	Pass
HT20	MCS0	1	100	5500	13.72	23.98	-1.20	26.99	Pass
HT20	MCS0	1	116	5580	13.76	23.98	-1.20	26.99	Pass
HT20	MCS0	1	140	5700	13.53	23.98	-1.20	26.99	Pass
HT40	MCS0	1	102	5510	14.03	23.98	-1.20	26.99	Pass
HT40	MCS0	1	110	5550	13.88	23.98	-1.20	26.99	Pass
HT40	MCS0	1	134	5670	13.35	23.98	-1.20	26.99	Pass
VHT20	MCS0	1	100	5500	13.76	23.98	-1.20	26.99	Pass
VHT20	MCS0	1	116	5580	13.80	23.98	-1.20	26.99	Pass
VHT20	MCS0	1	140	5700	13.57	23.98	-1.20	26.99	Pass
VHT40	MCS0	1	102	5510	14.09	23.98	-1.20	26.99	Pass
VHT40	MCS0	1	110	5550	13.95	23.98	-1.20	26.99	Pass
VHT40	MCS0	1	134	5670	13.41	23.98	-1.20	26.99	Pass
VHT80	MCS0	1	106	5530	12.05	23.98	-1.20	26.99	Pass
VHT80	MCS0	1	122	5610	13.28	23.98	-1.20	26.99	Pass



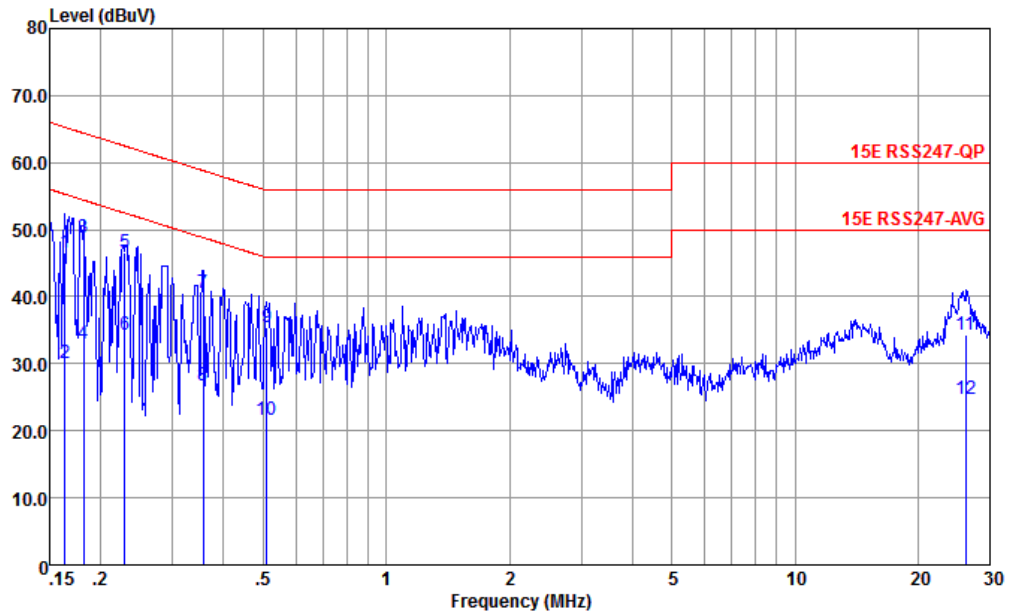
**TEST RESULTS DATA**  
**Power Spectral Density**

U-NII-2C single antenna									
Mod.	Data Rate	NTX	CH.	Freq. (MHz)	Average Power Density (dBm/MHz)	Average PSD Limit (dBm/MHz)	DG (dBi)		Pass /Fail
					Ant 1	Ant 1	Ant 1		
11a	6Mbps	1	100	5500	3.00	11.00	-1.20		Pass
11a	6Mbps	1	116	5580	3.55	11.00	-1.20		Pass
11a	6Mbps	1	140	5700	3.31	11.00	-1.20		Pass
VHT20	MCS0	1	100	5500	2.55	11.00	-1.20		Pass
VHT20	MCS0	1	116	5580	2.47	11.00	-1.20		Pass
VHT20	MCS0	1	140	5700	1.97	11.00	-1.20		Pass
VHT40	MCS0	1	102	5510	-0.14	11.00	-1.20		Pass
VHT40	MCS0	1	110	5550	0.06	11.00	-1.20		Pass
VHT40	MCS0	1	134	5670	-1.22	11.00	-1.20		Pass
VHT80	MCS0	1	106	5530	-5.30	11.00	-1.20		Pass
VHT80	MCS0	1	122	5610	-3.99	11.00	-1.20		Pass



## Appendix B. AC Conducted Emission Test Results

Test Engineer :	Amos Zhang	Temperature :	25.3~26.2°C
		Relative Humidity :	38~40%
Test Voltage :	120Vac / 60Hz	Phase :	Line
Remark :	All emissions not reported here are more than 10 dB below the prescribed limit.		

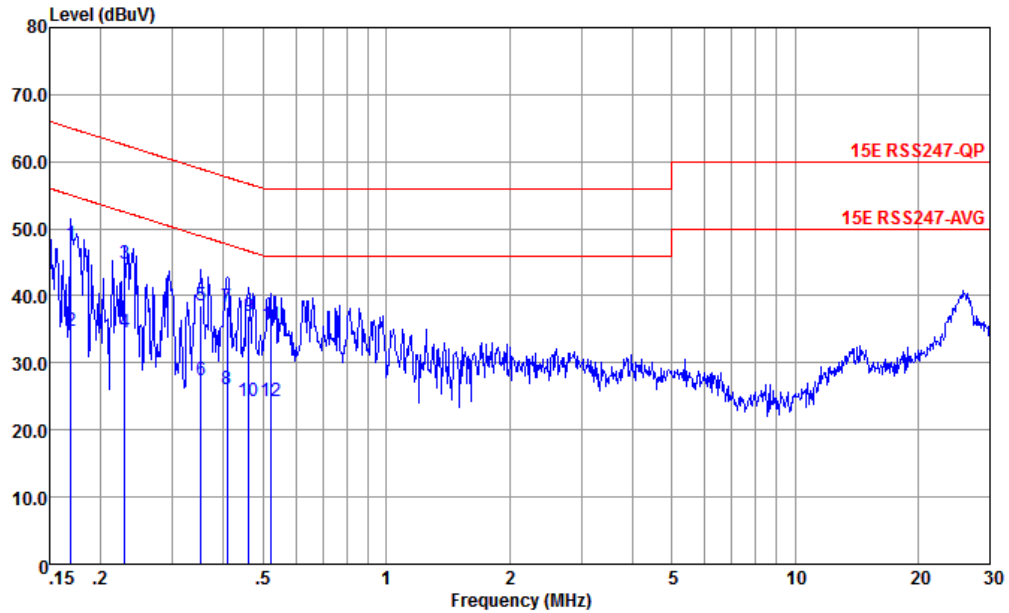


Site : CO01-KS  
 Condition : 15E RSS247-QP LISN-060105-LINE LINE

	Freq	Level	Over	Limit	Read	LISN	Cable	Remark
	MHz	dBuV	Limit	Line	Level	Factor	Loss	
			dB	dBuV	dBuV	dB	dB	
1	0.163	46.68	-18.62	65.30	36.19	0.06	10.43	QP
2	0.163	30.08	-25.22	55.30	19.59	0.06	10.43	Average
3 *	0.182	48.76	-15.66	64.42	38.30	0.04	10.42	QP
4	0.182	33.06	-21.36	54.42	22.60	0.04	10.42	Average
5	0.229	46.63	-15.85	62.48	36.20	0.03	10.40	QP
6	0.229	34.33	-18.15	52.48	23.90	0.03	10.40	Average
7	0.356	40.55	-18.28	58.83	30.20	0.03	10.32	QP
8	0.356	26.65	-22.18	48.83	16.30	0.03	10.32	Average
9	0.510	35.37	-20.63	56.00	25.19	-0.03	10.21	QP
10	0.510	21.67	-24.33	46.00	11.49	-0.03	10.21	Average
11	26.139	34.42	-25.58	60.00	23.20	-0.34	11.56	QP
12	26.139	24.82	-25.18	50.00	13.60	-0.34	11.56	Average



Test Engineer :	Amos Zhang	Temperature :	25.3~26.2°C
		Relative Humidity :	38~40%
Test Voltage :	120Vac / 60Hz	Phase :	Neutral
Remark :	All emissions not reported here are more than 10 dB below the prescribed limit.		



Site : CO01-KS  
 Condition : 15E RSS247-QP LISN-060105-NEUTRAL NEUTRAL

	Freq	Level	Over	Limit	Read	LISN	Cable	Remark
	MHz	dBuV	Limit	Line	Level	Factor	Loss	
			dB	dBuV	dBuV	dB	dB	
1 *	0.169	47.66	-17.33	64.99	37.19	0.04	10.43	QP
2	0.169	34.76	-20.23	54.99	24.29	0.04	10.43	Average
3	0.229	44.71	-17.77	62.48	34.29	0.02	10.40	QP
4	0.229	34.61	-17.87	52.48	24.19	0.02	10.40	Average
5	0.352	38.46	-20.45	58.91	28.20	-0.06	10.32	QP
6	0.352	27.46	-21.45	48.91	17.20	-0.06	10.32	Average
7	0.408	38.42	-19.26	57.68	28.20	-0.07	10.29	QP
8	0.408	26.12	-21.56	47.68	15.90	-0.07	10.29	Average
9	0.461	36.97	-19.70	56.67	26.81	-0.08	10.24	QP
10	0.461	24.37	-22.30	46.67	14.21	-0.08	10.24	Average
11	0.524	35.72	-20.28	56.00	25.60	-0.08	10.20	QP
12	0.524	24.22	-21.78	46.00	14.10	-0.08	10.20	Average

Note:

- Level(dBμV) = Read Level(dBμV) + LISN Factor(dB) + Cable Loss(dB)
- Over Limit(dB) = Level(dBμV) – Limit Line(dBμV)



# Appendix C. Radiated Spurious Emission

## Radiated Spurious Emission Test Modes

Mode	Band	Band (GHz)	Modulation	Channel	Frequency	Data Rate	Remark
Mode 1	U-NII-1	5.15-5.25	802.11a	36	5180	6Mbps	-
Mode 2	U-NII-1	5.15-5.25	802.11a	44	5220	6Mbps	-
Mode 3	U-NII-1	5.15-5.25	802.11a	48	5240	6Mbps	-
Mode 4	U-NII-2A	5.25-5.35	802.11a	52	5260	6Mbps	-
Mode 5	U-NII-2A	5.25-5.35	802.11a	60	5300	6Mbps	-
Mode 6	U-NII-2A	5.25-5.35	802.11a	64	5320	6Mbps	-
Mode 7	U-NII-2C	5.47-5.725	802.11a	100	5500	6Mbps	-
Mode 8	U-NII-2C	5.47-5.725	802.11a	116	5580	6Mbps	-
Mode 9	U-NII-2C	5.47-5.725	802.11a	140	5700	6Mbps	-
Mode 10	U-NII-1	5.15-5.25	802.11ac VHT20	36	5180	MCS0	-
Mode 11	U-NII-1	5.15-5.25	802.11ac VHT20	44	5220	MCS0	-
Mode 12	U-NII-1	5.15-5.25	802.11ac VHT20	48	5240	MCS0	-
Mode 13	U-NII-2A	5.25-5.35	802.11ac VHT20	52	5260	MCS0	-
Mode 14	U-NII-2A	5.25-5.35	802.11ac VHT20	60	5300	MCS0	-
Mode 15	U-NII-2A	5.25-5.35	802.11ac VHT20	64	5320	MCS0	-
Mode 16	U-NII-2C	5.47-5.725	802.11ac VHT20	100	5500	MCS0	-
Mode 17	U-NII-2C	5.47-5.725	802.11ac VHT20	116	5580	MCS0	-
Mode 18	U-NII-2C	5.47-5.725	802.11ac VHT20	140	5700	MCS0	-
Mode 19	U-NII-1	5.15-5.25	802.11ac VHT40	38	5190	MCS0	-
Mode 20	U-NII-1	5.15-5.25	802.11ac VHT40	46	5230	MCS0	-
Mode 21	U-NII-2A	5.25-5.35	802.11ac VHT40	54	5270	MCS0	-
Mode 22	U-NII-2A	5.25-5.35	802.11ac VHT40	62	5310	MCS0	-



Mode	Band	Band (GHz)	Modulation	Channel	Frequency	Data Rate	Remark
Mode 23	U-NII-2C	5.47-5.725	802.11ac VHT40	102	5510	MCS0	-
Mode 24	U-NII-2C	5.47-5.725	802.11ac VHT40	110	5550	MCS0	-
Mode 25	U-NII-2C	5.47-5.725	802.11ac VHT40	134	5670	MCS0	-
Mode 26	U-NII-1	5.15-5.25	802.11ac VHT80	42	5210	MCS0	-
Mode 27	U-NII-2A	5.25-5.35	802.11ac VHT80	58	5290	MCS0	-
Mode 28	U-NII-2C	5.47-5.725	802.11ac VHT80	106	5530	MCS0	-
Mode 29	U-NII-2C	5.47-5.725	802.11ac VHT80	122	5610	MCS0	-
Mode 30	U-NII-2A	5.25-5.35	802.11ac VHT40	62	5310	MCS0	Co-location
	LTE Band 38 link (BW=20M)						
Mode 31	U-NII-2A	5.25-5.35	802.11ac VHT40	62	5310	MCS0	LF



### Summary of each worse mode

Mode	Modulation	Ch.	Freq. (MHz)	Level (dBuV/m)	Limit (dBuV/m)	Margin (dB)	Pol.	Peak Avg.	Result	Remark
1	802.11a	36	5150.00	50.31	54.00	-3.69	H	AVERAGE	Pass	Band Edge
1	802.11a	36	10360.00	50.45	68.30	-17.85	H	PEAK	Pass	Harmonic
2	802.11a	44	-	-	-	-	-	-	-	Band Edge
2	802.11a	44	10440.00	49.29	68.30	-19.01	H	PEAK	Pass	Harmonic
3	802.11a	48	-	-	-	-	-	-	-	Band Edge
3	802.11a	48	10480.00	48.38	68.30	-19.92	H	PEAK	Pass	Harmonic
4	802.11a	52	-	-	-	-	-	-	-	Band Edge
4	802.11a	52	7022	58.23	68.30	-10.07	H	PEAK	Pass	Harmonic
5	802.11a	60	-	-	-	-	-	-	-	Band Edge
5	802.11a	60	7077	57.63	68.3	-10.67	H	PEAK	Pass	Harmonic
6	802.11a	64	5350.10	50.08	54.00	-3.92	H	AVERAGE	Pass	Band Edge
6	802.11a	64	7093.50	53.03	68.30	-15.27	V	Peak	Pass	Harmonic
7	802.11a	100	-	-	-	-	-	-	-	Band Edge
7	802.11a	100	7333.37	45.36	54.00	-8.64	H	AVERAGE	Pass	Harmonic
8	802.11a	116	-	-	-	-	-	-	-	Band Edge
8	802.11a	116	11160.00	46.29	74.00	-27.71	V	PEAK	Pass	Harmonic
9	802.11a	140	5725.61	63.08	68.30	-5.22	H	PEAK	Pass	Band Edge
9	802.11a	140	11400.00	47.06	74.00	-26.94	V	PEAK	Pass	Harmonic
10	802.11ac VHT20	36	5147.50	47.04	54.00	-6.96	H	AVERAGE	Pass	Band Edge
10	802.11ac VHT20	36	10360.00	49.85	68.30	-18.45	H	PEAK	Pass	Harmonic
11	802.11ac VHT20	44	-	-	-	-	-	-	-	Band Edge
11	802.11ac VHT20	44	10440.00	49.31	68.30	-18.99	H	PEAK	Pass	Harmonic



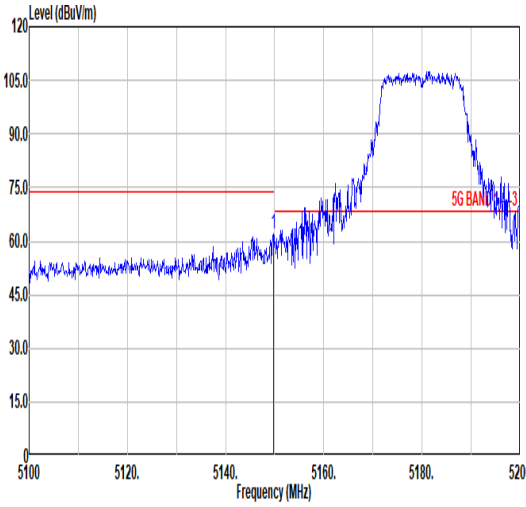
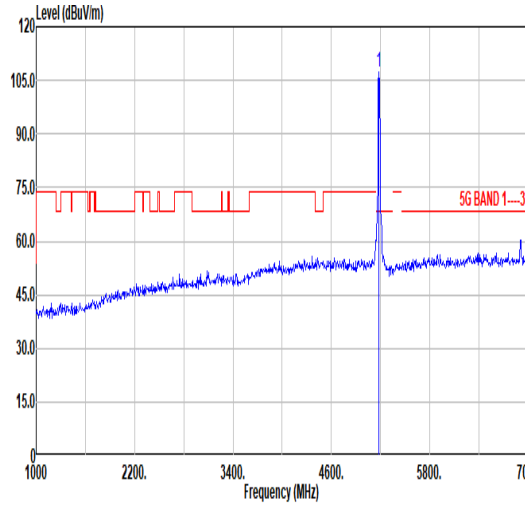
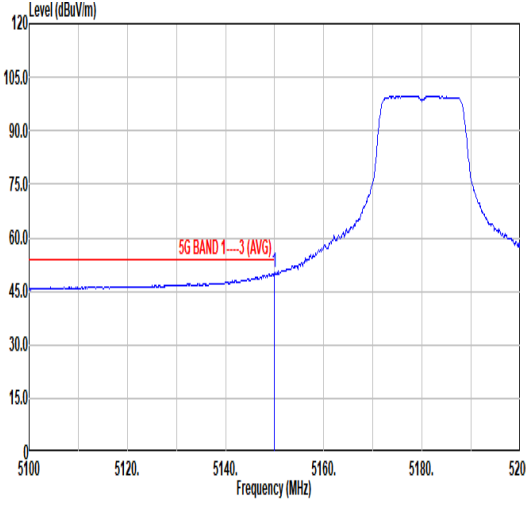
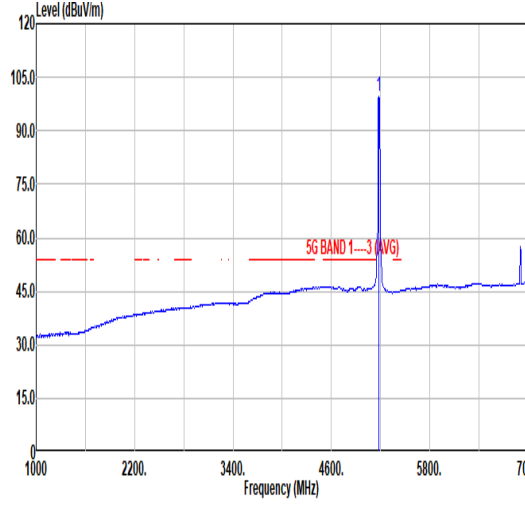
Mode	Modulation	Ch.	Freq. (MHz)	Level (dBuV/m)	Limit (dBuV/m)	Margin (dB)	Pol.	Peak Avg.	Result	Remark
12	802.11ac VHT20	48	-	-	-	-	-	-	-	Band Edge
12	802.11ac VHT20	48	10480.00	47.85	68.30	-20.45	V	PEAK	Pass	Harmonic
13	802.11ac VHT20	52	-	-	-	-	-	-	-	Band Edge
13	802.11ac VHT20	52	7022	58.53	68.30	-9.77	H	PEAK	Pass	Harmonic
14	802.11ac VHT20	60	-	-	-	-	-	-	-	Band Edge
14	802.11ac VHT20	60	7077	57.44	68.3	-10.86	H	Peak	Pass	Harmonic
15	802.11ac VHT20	64	5350.24	47.31	54.00	-6.69	H	AVERAGE	Pass	Band Edge
15	802.11ac VHT20	64	7093.69	51.51	68.30	-16.79	H	PEAK	Pass	Harmonic
16	802.11ac VHT20	100	5459.50	47.87	54.00	-6.13	H	AVERAGE	Pass	Band Edge
16	802.11ac VHT20	100	7341	48.88	74	-25.12	H	Peak	Pass	Harmonic
17	802.11ac VHT20	116	-	-	-	-	-	-	-	Band Edge
17	802.11ac VHT20	116	11160.00	45.66	74.00	-28.34	H	PEAK	Pass	Harmonic
18	802.11ac VHT20	140	5728.34	59.22	68.30	-9.08	H	PEAK	Pass	Band Edge
18	802.11ac VHT20	140	11400.00	46.91	74.00	-27.09	H	PEAK	Pass	Harmonic
19	802.11ac VHT40	38	5149.30	50.03	54.00	-3.97	H	AVERAGE	Pass	Band Edge
19	802.11ac VHT40	38	10380.00	46.24	68.30	-22.06	H	PEAK	Pass	Harmonic
20	802.11ac VHT40	46	5147.89	46.25	54.00	-7.75	H	AVERAGE	Pass	Band Edge
20	802.11ac VHT40	46	10476	48.21	68.3	-20.09	V	PEAK	Pass	Harmonic
21	802.11ac VHT40	54	5009.72	45.84	54.00	-8.16	H	AVERAGE	Pass	Band Edge
21	802.11ac VHT40	54	7033	57.78	68.3	-10.52	H	PEAK	Pass	Harmonic
22	802.11ac VHT40	62	5350.05	50.98	54.00	-3.02	H	AVERAGE	Pass	Band Edge
22	802.11ac VHT40	62	7088	56.45	68.3	-11.85	H	PEAK	Pass	Harmonic



Mode	Modulation	Ch.	Freq. (MHz)	Level (dBuV/m)	Limit (dBuV/m)	Margin (dB)	Pol.	Peak Avg.	Result	Remark
23	802.11ac VHT40	102	5459.92	50.22	54.00	-3.78	H	AVERAGE	Pass	Band Edge
23	802.11ac VHT40	102	11020.00	46.86	74.00	-27.14	V	PEAK	Pass	Harmonic
24	802.11ac VHT40	110	5459.40	46.24	54.00	-7.76	H	AVERAGE	Pass	Band Edge
24	802.11ac VHT40	110	11100.00	46.16	74.00	-27.84	H	PEAK	Pass	Harmonic
25	802.11ac VHT40	134	5452.72	45.59	54.00	-8.41	H	AVERAGE	Pass	Band Edge
25	802.11ac VHT40	134	11340.00	46.83	74.00	-27.17	V	PEAK	Pass	Harmonic
26	802.11ac VHT80	42	5149.94	50.19	54.00	-3.81	H	AVERAGE	Pass	Band Edge
26	802.11ac VHT80	42	10420.00	46.68	68.30	-21.62	H	PEAK	Pass	Harmonic
27	802.11ac VHT80	58	5352.22	50.79	54.00	-3.21	H	AVERAGE	Pass	Band Edge
27	802.11ac VHT80	58	7055	56.74	68.30	-11.56	H	PEAK	Pass	Harmonic
28	802.11ac VHT80	106	5459.08	50.89	54.00	-3.11	H	AVERAGE	Pass	Band Edge
28	802.11ac VHT80	106	11060.00	35.40	54.00	-18.60	V	AVERAGE	Pass	Harmonic
29	802.11ac VHT80	122	5458.72	45.78	54.00	-8.22	H	AVERAGE	Pass	Band Edge
29	802.11ac VHT80	122	11220.00	46.01	74.00	-27.99	H	PEAK	Pass	Harmonic
30	802.11ac VHT40	62	5350.2	49.86	54	-4.14	H	PEAK	Pass	Band Edge
30	802.11ac VHT40	62	7088	58.72	68.3	-9.58	H	PEAK	Pass	Harmonic
31	802.11ac VHT40	62	30.97	29.07	40.00	-10.93	V	Peak	Pass	LF





		1																																																																																								
Mode		Band Edge																																																																																								
		U-NII-1_5.15-5.25_802.11a_CH36_5180MHz																																																																																								
Pol.	Horizontal										Fundamental																																																																															
Peak	 <table border="1" style="width: 100%; border-collapse: collapse; margin-top: 10px;"> <thead> <tr> <th>Limit</th> <th>Read</th> <th>Ant</th> <th>Cable</th> <th>Preamp</th> <th>Aux</th> <th>APos</th> <th>TPos</th> <th colspan="2">Remark</th> </tr> <tr> <th>Freq</th> <th>Level</th> <th>Line</th> <th>Margin</th> <th>Level</th> <th>Factor</th> <th>Loss</th> <th>Factor</th> <th>Factor</th> <th></th> </tr> <tr> <th>MHz</th> <th>dBuV/m</th> <th>dBuV/m</th> <th>dB</th> <th>dBuV</th> <th>dB/m</th> <th>dB</th> <th>dB</th> <th>dB</th> <th>cm</th> <th>deg</th> </tr> </thead> <tbody> <tr> <td>1</td> <td>5149.70</td> <td>61.85</td> <td>74.00</td> <td>-12.15</td> <td>48.51</td> <td>34.62</td> <td>11.86</td> <td>33.14</td> <td>0.00</td> <td>100</td> <td>239</td> <td>PEAK</td> </tr> </tbody> </table>	Limit	Read	Ant	Cable	Preamp	Aux	APos	TPos	Remark		Freq	Level	Line	Margin	Level	Factor	Loss	Factor	Factor		MHz	dBuV/m	dBuV/m	dB	dBuV	dB/m	dB	dB	dB	cm	deg	1	5149.70	61.85	74.00	-12.15	48.51	34.62	11.86	33.14	0.00	100	239	PEAK	 <table border="1" style="width: 100%; border-collapse: collapse; margin-top: 10px;"> <thead> <tr> <th>Limit</th> <th>Read</th> <th>Ant</th> <th>Cable</th> <th>Preamp</th> <th>Aux</th> <th>APos</th> <th>TPos</th> <th colspan="2">Remark</th> </tr> <tr> <th>Freq</th> <th>Level</th> <th>Line</th> <th>Margin</th> <th>Level</th> <th>Factor</th> <th>Loss</th> <th>Factor</th> <th>Factor</th> <th></th> </tr> <tr> <th>MHz</th> <th>dBuV/m</th> <th>dBuV/m</th> <th>dB</th> <th>dBuV</th> <th>dB/m</th> <th>dB</th> <th>dB</th> <th>dB</th> <th>cm</th> <th>deg</th> </tr> </thead> <tbody> <tr> <td>1</td> <td>5180.00</td> <td>107.10</td> <td>-----</td> <td>-----</td> <td>93.70</td> <td>34.64</td> <td>11.89</td> <td>33.13</td> <td>0.00</td> <td>100</td> <td>239</td> <td>PEAK</td> </tr> </tbody> </table>	Limit	Read	Ant	Cable	Preamp	Aux	APos	TPos	Remark		Freq	Level	Line	Margin	Level	Factor	Loss	Factor	Factor		MHz	dBuV/m	dBuV/m	dB	dBuV	dB/m	dB	dB	dB	cm	deg	1	5180.00	107.10	-----	-----	93.70	34.64	11.89	33.13	0.00	100	239	PEAK
Limit	Read	Ant	Cable	Preamp	Aux	APos	TPos	Remark																																																																																		
Freq	Level	Line	Margin	Level	Factor	Loss	Factor	Factor																																																																																		
MHz	dBuV/m	dBuV/m	dB	dBuV	dB/m	dB	dB	dB	cm	deg																																																																																
1	5149.70	61.85	74.00	-12.15	48.51	34.62	11.86	33.14	0.00	100	239	PEAK																																																																														
Limit	Read	Ant	Cable	Preamp	Aux	APos	TPos	Remark																																																																																		
Freq	Level	Line	Margin	Level	Factor	Loss	Factor	Factor																																																																																		
MHz	dBuV/m	dBuV/m	dB	dBuV	dB/m	dB	dB	dB	cm	deg																																																																																
1	5180.00	107.10	-----	-----	93.70	34.64	11.89	33.13	0.00	100	239	PEAK																																																																														
Avg	 <table border="1" style="width: 100%; border-collapse: collapse; margin-top: 10px;"> <thead> <tr> <th>Limit</th> <th>Read</th> <th>Ant</th> <th>Cable</th> <th>Preamp</th> <th>Aux</th> <th>APos</th> <th>TPos</th> <th colspan="2">Remark</th> </tr> <tr> <th>Freq</th> <th>Level</th> <th>Line</th> <th>Margin</th> <th>Level</th> <th>Factor</th> <th>Loss</th> <th>Factor</th> <th>Factor</th> <th></th> </tr> <tr> <th>MHz</th> <th>dBuV/m</th> <th>dBuV/m</th> <th>dB</th> <th>dBuV</th> <th>dB/m</th> <th>dB</th> <th>dB</th> <th>dB</th> <th>cm</th> <th>deg</th> </tr> </thead> <tbody> <tr> <td>1</td> <td>5150.00</td> <td>50.31</td> <td>54.00</td> <td>-3.69</td> <td>36.97</td> <td>34.62</td> <td>11.86</td> <td>33.14</td> <td>0.00</td> <td>100</td> <td>239</td> <td>AVERAGE</td> </tr> </tbody> </table>	Limit	Read	Ant	Cable	Preamp	Aux	APos	TPos	Remark		Freq	Level	Line	Margin	Level	Factor	Loss	Factor	Factor		MHz	dBuV/m	dBuV/m	dB	dBuV	dB/m	dB	dB	dB	cm	deg	1	5150.00	50.31	54.00	-3.69	36.97	34.62	11.86	33.14	0.00	100	239	AVERAGE	 <table border="1" style="width: 100%; border-collapse: collapse; margin-top: 10px;"> <thead> <tr> <th>Limit</th> <th>Read</th> <th>Ant</th> <th>Cable</th> <th>Preamp</th> <th>Aux</th> <th>APos</th> <th>TPos</th> <th colspan="2">Remark</th> </tr> <tr> <th>Freq</th> <th>Level</th> <th>Line</th> <th>Margin</th> <th>Level</th> <th>Factor</th> <th>Loss</th> <th>Factor</th> <th>Factor</th> <th></th> </tr> <tr> <th>MHz</th> <th>dBuV/m</th> <th>dBuV/m</th> <th>dB</th> <th>dBuV</th> <th>dB/m</th> <th>dB</th> <th>dB</th> <th>dB</th> <th>cm</th> <th>deg</th> </tr> </thead> <tbody> <tr> <td>1</td> <td>5180.00</td> <td>99.68</td> <td>-----</td> <td>-----</td> <td>86.28</td> <td>34.64</td> <td>11.89</td> <td>33.13</td> <td>0.00</td> <td>100</td> <td>239</td> <td>AVERAGE</td> </tr> </tbody> </table>	Limit	Read	Ant	Cable	Preamp	Aux	APos	TPos	Remark		Freq	Level	Line	Margin	Level	Factor	Loss	Factor	Factor		MHz	dBuV/m	dBuV/m	dB	dBuV	dB/m	dB	dB	dB	cm	deg	1	5180.00	99.68	-----	-----	86.28	34.64	11.89	33.13	0.00	100	239	AVERAGE
Limit	Read	Ant	Cable	Preamp	Aux	APos	TPos	Remark																																																																																		
Freq	Level	Line	Margin	Level	Factor	Loss	Factor	Factor																																																																																		
MHz	dBuV/m	dBuV/m	dB	dBuV	dB/m	dB	dB	dB	cm	deg																																																																																
1	5150.00	50.31	54.00	-3.69	36.97	34.62	11.86	33.14	0.00	100	239	AVERAGE																																																																														
Limit	Read	Ant	Cable	Preamp	Aux	APos	TPos	Remark																																																																																		
Freq	Level	Line	Margin	Level	Factor	Loss	Factor	Factor																																																																																		
MHz	dBuV/m	dBuV/m	dB	dBuV	dB/m	dB	dB	dB	cm	deg																																																																																
1	5180.00	99.68	-----	-----	86.28	34.64	11.89	33.13	0.00	100	239	AVERAGE																																																																														



		1																																																																																						
Mode	Band Edge																																																																																							
	U-NII-1_5.15-5.25_802.11a_CH36_5180MHz																																																																																							
Pol.	Vertical	Fundamental																																																																																						
Peak																																																																																								
	<table border="1"> <thead> <tr> <th>Limit</th> <th>Read</th> <th>Ant</th> <th>Cable</th> <th>Preamp</th> <th>Aux</th> <th>APos</th> <th>TPos</th> <th colspan="2"></th> </tr> <tr> <th>Freq</th> <th>Level</th> <th>Line</th> <th>Margin</th> <th>Level</th> <th>Factor</th> <th>Loss</th> <th>Factor</th> <th>Factor</th> <th>Remark</th> </tr> <tr> <th>MHz</th> <th>dBuV/m</th> <th>dBuV/m</th> <th>dB</th> <th>dBuV</th> <th>dB/m</th> <th>dB</th> <th>dB</th> <th>dB</th> <th>cm</th> <th>deg</th> </tr> </thead> <tbody> <tr> <td>1</td> <td>5149.40</td> <td>56.48</td> <td>74.00</td> <td>-17.52</td> <td>43.14</td> <td>34.62</td> <td>11.86</td> <td>33.14</td> <td>0.00</td> <td>400</td> <td>0 PEAK</td> </tr> </tbody> </table>	Limit	Read	Ant	Cable	Preamp	Aux	APos	TPos			Freq	Level	Line	Margin	Level	Factor	Loss	Factor	Factor	Remark	MHz	dBuV/m	dBuV/m	dB	dBuV	dB/m	dB	dB	dB	cm	deg	1	5149.40	56.48	74.00	-17.52	43.14	34.62	11.86	33.14	0.00	400	0 PEAK	<table border="1"> <thead> <tr> <th>Limit</th> <th>Read</th> <th>Ant</th> <th>Cable</th> <th>Preamp</th> <th>Aux</th> <th>APos</th> <th>TPos</th> <th colspan="2"></th> </tr> <tr> <th>Freq</th> <th>Level</th> <th>Line</th> <th>Margin</th> <th>Level</th> <th>Factor</th> <th>Loss</th> <th>Factor</th> <th>Factor</th> <th>Remark</th> </tr> <tr> <th>MHz</th> <th>dBuV/m</th> <th>dBuV/m</th> <th>dB</th> <th>dBuV</th> <th>dB/m</th> <th>dB</th> <th>dB</th> <th>dB</th> <th>cm</th> <th>deg</th> </tr> </thead> <tbody> <tr> <td>1</td> <td>5180.00</td> <td>103.40</td> <td>-----</td> <td>-----</td> <td>90.00</td> <td>34.64</td> <td>11.89</td> <td>33.13</td> <td>0.00</td> <td>400</td> <td>0 PEAK</td> </tr> </tbody> </table>		Limit	Read	Ant	Cable	Preamp	Aux	APos	TPos			Freq	Level	Line	Margin	Level	Factor	Loss	Factor	Factor	Remark	MHz	dBuV/m	dBuV/m	dB	dBuV	dB/m	dB	dB	dB	cm	deg	1	5180.00	103.40	-----	-----	90.00	34.64	11.89	33.13	0.00	400
Limit	Read	Ant	Cable	Preamp	Aux	APos	TPos																																																																																	
Freq	Level	Line	Margin	Level	Factor	Loss	Factor	Factor	Remark																																																																															
MHz	dBuV/m	dBuV/m	dB	dBuV	dB/m	dB	dB	dB	cm	deg																																																																														
1	5149.40	56.48	74.00	-17.52	43.14	34.62	11.86	33.14	0.00	400	0 PEAK																																																																													
Limit	Read	Ant	Cable	Preamp	Aux	APos	TPos																																																																																	
Freq	Level	Line	Margin	Level	Factor	Loss	Factor	Factor	Remark																																																																															
MHz	dBuV/m	dBuV/m	dB	dBuV	dB/m	dB	dB	dB	cm	deg																																																																														
1	5180.00	103.40	-----	-----	90.00	34.64	11.89	33.13	0.00	400	0 PEAK																																																																													
Avg																																																																																								
	<table border="1"> <thead> <tr> <th>Limit</th> <th>Read</th> <th>Ant</th> <th>Cable</th> <th>Preamp</th> <th>Aux</th> <th>APos</th> <th>TPos</th> <th colspan="2"></th> </tr> <tr> <th>Freq</th> <th>Level</th> <th>Line</th> <th>Margin</th> <th>Level</th> <th>Factor</th> <th>Loss</th> <th>Factor</th> <th>Factor</th> <th>Remark</th> </tr> <tr> <th>MHz</th> <th>dBuV/m</th> <th>dBuV/m</th> <th>dB</th> <th>dBuV</th> <th>dB/m</th> <th>dB</th> <th>dB</th> <th>dB</th> <th>cm</th> <th>deg</th> </tr> </thead> <tbody> <tr> <td>1</td> <td>5149.20</td> <td>46.68</td> <td>54.00</td> <td>-7.32</td> <td>33.34</td> <td>34.62</td> <td>11.86</td> <td>33.14</td> <td>0.00</td> <td>400</td> <td>0 AVERAGE</td> </tr> </tbody> </table>	Limit	Read	Ant	Cable	Preamp	Aux	APos	TPos			Freq	Level	Line	Margin	Level	Factor	Loss	Factor	Factor	Remark	MHz	dBuV/m	dBuV/m	dB	dBuV	dB/m	dB	dB	dB	cm	deg	1	5149.20	46.68	54.00	-7.32	33.34	34.62	11.86	33.14	0.00	400	0 AVERAGE	<table border="1"> <thead> <tr> <th>Limit</th> <th>Read</th> <th>Ant</th> <th>Cable</th> <th>Preamp</th> <th>Aux</th> <th>APos</th> <th>TPos</th> <th colspan="2"></th> </tr> <tr> <th>Freq</th> <th>Level</th> <th>Line</th> <th>Margin</th> <th>Level</th> <th>Factor</th> <th>Loss</th> <th>Factor</th> <th>Factor</th> <th>Remark</th> </tr> <tr> <th>MHz</th> <th>dBuV/m</th> <th>dBuV/m</th> <th>dB</th> <th>dBuV</th> <th>dB/m</th> <th>dB</th> <th>dB</th> <th>dB</th> <th>cm</th> <th>deg</th> </tr> </thead> <tbody> <tr> <td>1</td> <td>5180.00</td> <td>96.21</td> <td>-----</td> <td>-----</td> <td>82.81</td> <td>34.64</td> <td>11.89</td> <td>33.13</td> <td>0.00</td> <td>400</td> <td>0 AVERAGE</td> </tr> </tbody> </table>		Limit	Read	Ant	Cable	Preamp	Aux	APos	TPos			Freq	Level	Line	Margin	Level	Factor	Loss	Factor	Factor	Remark	MHz	dBuV/m	dBuV/m	dB	dBuV	dB/m	dB	dB	dB	cm	deg	1	5180.00	96.21	-----	-----	82.81	34.64	11.89	33.13	0.00	400
Limit	Read	Ant	Cable	Preamp	Aux	APos	TPos																																																																																	
Freq	Level	Line	Margin	Level	Factor	Loss	Factor	Factor	Remark																																																																															
MHz	dBuV/m	dBuV/m	dB	dBuV	dB/m	dB	dB	dB	cm	deg																																																																														
1	5149.20	46.68	54.00	-7.32	33.34	34.62	11.86	33.14	0.00	400	0 AVERAGE																																																																													
Limit	Read	Ant	Cable	Preamp	Aux	APos	TPos																																																																																	
Freq	Level	Line	Margin	Level	Factor	Loss	Factor	Factor	Remark																																																																															
MHz	dBuV/m	dBuV/m	dB	dBuV	dB/m	dB	dB	dB	cm	deg																																																																														
1	5180.00	96.21	-----	-----	82.81	34.64	11.89	33.13	0.00	400	0 AVERAGE																																																																													



Mode	1																																																																									
	Harmonic																																																																									
	U-NII-1_5.15-5.25_802.11a_CH36_5180MHz																																																																									
Pol.	Horizontal	Vertical																																																																								
Peak Avg	<table border="1"> <thead> <tr> <th>Limit</th> <th>Read</th> <th>Ant</th> <th>Cable</th> <th>Preamp</th> <th>Aux</th> <th>APos</th> <th>TPos</th> </tr> <tr> <th>Freq</th> <th>Level</th> <th>Line Margin</th> <th>Level Factor</th> <th>Loss Factor</th> <th>Factor</th> <th></th> <th>Remark</th> </tr> <tr> <th>MHz</th> <th>dBuV/m</th> <th>dBuV/m</th> <th>dB</th> <th>dBuV</th> <th>dB/m</th> <th>dB</th> <th>dB</th> </tr> </thead> <tbody> <tr> <td>1 10360.00</td> <td>50.45</td> <td>68.30</td> <td>-17.85</td> <td>60.56</td> <td>37.64</td> <td>14.13</td> <td>61.88</td> <td>0.00</td> <td>300</td> <td>360</td> <td>PEAK</td> </tr> </tbody> </table>	Limit	Read	Ant	Cable	Preamp	Aux	APos	TPos	Freq	Level	Line Margin	Level Factor	Loss Factor	Factor		Remark	MHz	dBuV/m	dBuV/m	dB	dBuV	dB/m	dB	dB	1 10360.00	50.45	68.30	-17.85	60.56	37.64	14.13	61.88	0.00	300	360	PEAK	<table border="1"> <thead> <tr> <th>Limit</th> <th>Read</th> <th>Ant</th> <th>Cable</th> <th>Preamp</th> <th>Aux</th> <th>APos</th> <th>TPos</th> </tr> <tr> <th>Freq</th> <th>Level</th> <th>Line Margin</th> <th>Level Factor</th> <th>Loss Factor</th> <th>Factor</th> <th></th> <th>Remark</th> </tr> <tr> <th>MHz</th> <th>dBuV/m</th> <th>dBuV/m</th> <th>dB</th> <th>dBuV</th> <th>dB/m</th> <th>dB</th> <th>dB</th> </tr> </thead> <tbody> <tr> <td>1 10360.00</td> <td>50.10</td> <td>68.30</td> <td>-18.20</td> <td>60.21</td> <td>37.64</td> <td>14.13</td> <td>61.88</td> <td>0.00</td> <td>100</td> <td>360</td> <td>PEAK</td> </tr> </tbody> </table>	Limit	Read	Ant	Cable	Preamp	Aux	APos	TPos	Freq	Level	Line Margin	Level Factor	Loss Factor	Factor		Remark	MHz	dBuV/m	dBuV/m	dB	dBuV	dB/m	dB	dB	1 10360.00	50.10	68.30	-18.20	60.21	37.64	14.13	61.88	0.00	100	360	PEAK
Limit	Read	Ant	Cable	Preamp	Aux	APos	TPos																																																																			
Freq	Level	Line Margin	Level Factor	Loss Factor	Factor		Remark																																																																			
MHz	dBuV/m	dBuV/m	dB	dBuV	dB/m	dB	dB																																																																			
1 10360.00	50.45	68.30	-17.85	60.56	37.64	14.13	61.88	0.00	300	360	PEAK																																																															
Limit	Read	Ant	Cable	Preamp	Aux	APos	TPos																																																																			
Freq	Level	Line Margin	Level Factor	Loss Factor	Factor		Remark																																																																			
MHz	dBuV/m	dBuV/m	dB	dBuV	dB/m	dB	dB																																																																			
1 10360.00	50.10	68.30	-18.20	60.21	37.64	14.13	61.88	0.00	100	360	PEAK																																																															



Mode	2																																																																																			
	Harmonic																																																																																			
	U-NII-1_5.15-5.25_802.11a_CH44_5220MHz																																																																																			
Pol.	Horizontal	Vertical																																																																																		
Peak Avg	<table border="1"> <thead> <tr> <th>Limit</th> <th>Read</th> <th>Ant</th> <th>Cable</th> <th>Preamp</th> <th>Aux</th> <th>APos</th> <th>TPos</th> <th>Remark</th> </tr> <tr> <th>Freq</th> <th>Level</th> <th>Line Margin</th> <th>Level Factor</th> <th>Loss Factor</th> <th>Factor</th> <th></th> <th></th> <th></th> </tr> <tr> <th>MHz</th> <th>dBuV/m</th> <th>dBuV/m</th> <th>dB</th> <th>dBuV</th> <th>dB/m</th> <th>dB</th> <th>dB</th> <th>cm</th> <th>deg</th> </tr> </thead> <tbody> <tr> <td>1</td> <td>10440.00</td> <td>49.29</td> <td>68.30</td> <td>-19.01</td> <td>59.16</td> <td>37.68</td> <td>14.18</td> <td>61.73</td> <td>0.00</td> <td>300</td> <td>360</td> <td>PEAK</td> </tr> </tbody> </table>	Limit	Read	Ant	Cable	Preamp	Aux	APos	TPos	Remark	Freq	Level	Line Margin	Level Factor	Loss Factor	Factor				MHz	dBuV/m	dBuV/m	dB	dBuV	dB/m	dB	dB	cm	deg	1	10440.00	49.29	68.30	-19.01	59.16	37.68	14.18	61.73	0.00	300	360	PEAK	<table border="1"> <thead> <tr> <th>Limit</th> <th>Read</th> <th>Ant</th> <th>Cable</th> <th>Preamp</th> <th>Aux</th> <th>APos</th> <th>TPos</th> <th>Remark</th> </tr> <tr> <th>Freq</th> <th>Level</th> <th>Line Margin</th> <th>Level Factor</th> <th>Loss Factor</th> <th>Factor</th> <th></th> <th></th> <th></th> </tr> <tr> <th>MHz</th> <th>dBuV/m</th> <th>dBuV/m</th> <th>dB</th> <th>dBuV</th> <th>dB/m</th> <th>dB</th> <th>dB</th> <th>cm</th> <th>deg</th> </tr> </thead> <tbody> <tr> <td>1</td> <td>10440.00</td> <td>48.34</td> <td>68.30</td> <td>-19.96</td> <td>58.21</td> <td>37.68</td> <td>14.18</td> <td>61.73</td> <td>0.00</td> <td>100</td> <td>360</td> <td>PEAK</td> </tr> </tbody> </table>	Limit	Read	Ant	Cable	Preamp	Aux	APos	TPos	Remark	Freq	Level	Line Margin	Level Factor	Loss Factor	Factor				MHz	dBuV/m	dBuV/m	dB	dBuV	dB/m	dB	dB	cm	deg	1	10440.00	48.34	68.30	-19.96	58.21	37.68	14.18	61.73	0.00	100	360	PEAK
Limit	Read	Ant	Cable	Preamp	Aux	APos	TPos	Remark																																																																												
Freq	Level	Line Margin	Level Factor	Loss Factor	Factor																																																																															
MHz	dBuV/m	dBuV/m	dB	dBuV	dB/m	dB	dB	cm	deg																																																																											
1	10440.00	49.29	68.30	-19.01	59.16	37.68	14.18	61.73	0.00	300	360	PEAK																																																																								
Limit	Read	Ant	Cable	Preamp	Aux	APos	TPos	Remark																																																																												
Freq	Level	Line Margin	Level Factor	Loss Factor	Factor																																																																															
MHz	dBuV/m	dBuV/m	dB	dBuV	dB/m	dB	dB	cm	deg																																																																											
1	10440.00	48.34	68.30	-19.96	58.21	37.68	14.18	61.73	0.00	100	360	PEAK																																																																								



Mode	3																																																																									
	Harmonic																																																																									
	U-NII-1_5.15-5.25_802.11a_CH48_5240MHz																																																																									
Pol.	Horizontal	Vertical																																																																								
Peak Avg	<table border="1"> <thead> <tr> <th>Limit</th> <th>Read</th> <th>Ant</th> <th>Cable</th> <th>Preamp</th> <th>Aux</th> <th>APos</th> <th>TPos</th> </tr> <tr> <th>Freq</th> <th>Level</th> <th>Line Margin</th> <th>Level Factor</th> <th>Loss Factor</th> <th>Factor</th> <th></th> <th>Remark</th> </tr> <tr> <th>MHz</th> <th>dBuV/m</th> <th>dBuV/m</th> <th>dB</th> <th>dBuV</th> <th>dB/m</th> <th>dB</th> <th>dB</th> </tr> </thead> <tbody> <tr> <td>1 10480.00</td> <td>48.38</td> <td>68.30</td> <td>-19.92</td> <td>58.14</td> <td>37.69</td> <td>14.21</td> <td>61.66</td> <td>0.00</td> <td>300</td> <td>360</td> <td>PEAK</td> </tr> </tbody> </table>	Limit	Read	Ant	Cable	Preamp	Aux	APos	TPos	Freq	Level	Line Margin	Level Factor	Loss Factor	Factor		Remark	MHz	dBuV/m	dBuV/m	dB	dBuV	dB/m	dB	dB	1 10480.00	48.38	68.30	-19.92	58.14	37.69	14.21	61.66	0.00	300	360	PEAK	<table border="1"> <thead> <tr> <th>Limit</th> <th>Read</th> <th>Ant</th> <th>Cable</th> <th>Preamp</th> <th>Aux</th> <th>APos</th> <th>TPos</th> </tr> <tr> <th>Freq</th> <th>Level</th> <th>Line Margin</th> <th>Level Factor</th> <th>Loss Factor</th> <th>Factor</th> <th></th> <th>Remark</th> </tr> <tr> <th>MHz</th> <th>dBuV/m</th> <th>dBuV/m</th> <th>dB</th> <th>dBuV</th> <th>dB/m</th> <th>dB</th> <th>dB</th> </tr> </thead> <tbody> <tr> <td>1 10480.00</td> <td>48.32</td> <td>68.30</td> <td>-19.98</td> <td>58.08</td> <td>37.69</td> <td>14.21</td> <td>61.66</td> <td>0.00</td> <td>100</td> <td>360</td> <td>PEAK</td> </tr> </tbody> </table>	Limit	Read	Ant	Cable	Preamp	Aux	APos	TPos	Freq	Level	Line Margin	Level Factor	Loss Factor	Factor		Remark	MHz	dBuV/m	dBuV/m	dB	dBuV	dB/m	dB	dB	1 10480.00	48.32	68.30	-19.98	58.08	37.69	14.21	61.66	0.00	100	360	PEAK
Limit	Read	Ant	Cable	Preamp	Aux	APos	TPos																																																																			
Freq	Level	Line Margin	Level Factor	Loss Factor	Factor		Remark																																																																			
MHz	dBuV/m	dBuV/m	dB	dBuV	dB/m	dB	dB																																																																			
1 10480.00	48.38	68.30	-19.92	58.14	37.69	14.21	61.66	0.00	300	360	PEAK																																																															
Limit	Read	Ant	Cable	Preamp	Aux	APos	TPos																																																																			
Freq	Level	Line Margin	Level Factor	Loss Factor	Factor		Remark																																																																			
MHz	dBuV/m	dBuV/m	dB	dBuV	dB/m	dB	dB																																																																			
1 10480.00	48.32	68.30	-19.98	58.08	37.69	14.21	61.66	0.00	100	360	PEAK																																																															



Mode	4																																																																																																											
	Harmonic																																																																																																											
	U-NII-2A_5.25-5.35_802.11a_CH52_5260MHz																																																																																																											
Pol.	Horizontal	Vertical																																																																																																										
Peak Avg	<table border="1"> <thead> <tr> <th>Limit</th> <th>Read</th> <th>Ant</th> <th>Cable</th> <th>Preamp</th> <th>Aux</th> <th>APos</th> <th>TPos</th> <th>Remark</th> </tr> <tr> <th>Freq</th> <th>Level</th> <th>Line</th> <th>Margin</th> <th>Level</th> <th>Factor</th> <th>Loss</th> <th>Factor</th> <th>Factor</th> </tr> <tr> <th>MHz</th> <th>dBuV/m</th> <th>dBuV/m</th> <th>dB</th> <th>dBuV</th> <th>dB/m</th> <th>dB</th> <th>dB</th> <th>dB</th> </tr> </thead> <tbody> <tr> <td>1</td> <td>7022.00</td> <td>58.23</td> <td>68.30</td> <td>-10.07</td> <td>73.05</td> <td>35.70</td> <td>11.51</td> <td>62.03</td> <td>0.00</td> <td>100</td> <td>61</td> <td>Peak</td> </tr> <tr> <td>2</td> <td>10520.00</td> <td>48.90</td> <td>68.30</td> <td>-19.40</td> <td>58.57</td> <td>37.71</td> <td>14.24</td> <td>61.62</td> <td>0.00</td> <td>300</td> <td>360</td> <td>PEAK</td> </tr> </tbody> </table>	Limit	Read	Ant	Cable	Preamp	Aux	APos	TPos	Remark	Freq	Level	Line	Margin	Level	Factor	Loss	Factor	Factor	MHz	dBuV/m	dBuV/m	dB	dBuV	dB/m	dB	dB	dB	1	7022.00	58.23	68.30	-10.07	73.05	35.70	11.51	62.03	0.00	100	61	Peak	2	10520.00	48.90	68.30	-19.40	58.57	37.71	14.24	61.62	0.00	300	360	PEAK	<table border="1"> <thead> <tr> <th>Limit</th> <th>Read</th> <th>Ant</th> <th>Cable</th> <th>Preamp</th> <th>Aux</th> <th>APos</th> <th>TPos</th> <th>Remark</th> </tr> <tr> <th>Freq</th> <th>Level</th> <th>Line</th> <th>Margin</th> <th>Level</th> <th>Factor</th> <th>Loss</th> <th>Factor</th> <th>Factor</th> </tr> <tr> <th>MHz</th> <th>dBuV/m</th> <th>dBuV/m</th> <th>dB</th> <th>dBuV</th> <th>dB/m</th> <th>dB</th> <th>dB</th> <th>dB</th> </tr> </thead> <tbody> <tr> <td>1</td> <td>7022.00</td> <td>55.37</td> <td>68.30</td> <td>-12.93</td> <td>70.19</td> <td>35.70</td> <td>11.51</td> <td>62.03</td> <td>0.00</td> <td>100</td> <td>262</td> <td>Peak</td> </tr> <tr> <td>2</td> <td>10520.00</td> <td>47.24</td> <td>68.30</td> <td>-21.06</td> <td>56.91</td> <td>37.71</td> <td>14.24</td> <td>61.62</td> <td>0.00</td> <td>100</td> <td>360</td> <td>PEAK</td> </tr> </tbody> </table>	Limit	Read	Ant	Cable	Preamp	Aux	APos	TPos	Remark	Freq	Level	Line	Margin	Level	Factor	Loss	Factor	Factor	MHz	dBuV/m	dBuV/m	dB	dBuV	dB/m	dB	dB	dB	1	7022.00	55.37	68.30	-12.93	70.19	35.70	11.51	62.03	0.00	100	262	Peak	2	10520.00	47.24	68.30	-21.06	56.91	37.71	14.24	61.62	0.00	100	360	PEAK
Limit	Read	Ant	Cable	Preamp	Aux	APos	TPos	Remark																																																																																																				
Freq	Level	Line	Margin	Level	Factor	Loss	Factor	Factor																																																																																																				
MHz	dBuV/m	dBuV/m	dB	dBuV	dB/m	dB	dB	dB																																																																																																				
1	7022.00	58.23	68.30	-10.07	73.05	35.70	11.51	62.03	0.00	100	61	Peak																																																																																																
2	10520.00	48.90	68.30	-19.40	58.57	37.71	14.24	61.62	0.00	300	360	PEAK																																																																																																
Limit	Read	Ant	Cable	Preamp	Aux	APos	TPos	Remark																																																																																																				
Freq	Level	Line	Margin	Level	Factor	Loss	Factor	Factor																																																																																																				
MHz	dBuV/m	dBuV/m	dB	dBuV	dB/m	dB	dB	dB																																																																																																				
1	7022.00	55.37	68.30	-12.93	70.19	35.70	11.51	62.03	0.00	100	262	Peak																																																																																																
2	10520.00	47.24	68.30	-21.06	56.91	37.71	14.24	61.62	0.00	100	360	PEAK																																																																																																



Mode	5																																																																																																																								
	Harmonic																																																																																																																								
	U-NII-2A_5.25-5.35_802.11a_CH60_5300MHz																																																																																																																								
Pol.	Horizontal	Vertical																																																																																																																							
Peak Avg	<table border="1"> <thead> <tr> <th>Limit</th> <th>Read</th> <th>Ant</th> <th>Cable</th> <th>Preamp</th> <th>Aux</th> <th>APos</th> <th>TPos</th> <th>Remark</th> </tr> <tr> <th>Freq</th> <th>Level</th> <th>Line</th> <th>Margin</th> <th>Level</th> <th>Factor</th> <th>Loss</th> <th>Factor</th> <th>Factor</th> </tr> <tr> <th>MHz</th> <th>dBuV/m</th> <th>dBuV/m</th> <th>dB</th> <th>dBuV</th> <th>dB/m</th> <th>dB</th> <th>dB</th> <th>dB</th> </tr> </thead> <tbody> <tr> <td>1</td> <td>7077.00</td> <td>57.63</td> <td>68.30</td> <td>-10.67</td> <td>72.41</td> <td>35.70</td> <td>11.55</td> <td>62.03</td> <td>0.00</td> <td>100</td> <td>64</td> <td>Peak</td> </tr> <tr> <td>2</td> <td>10600.01</td> <td>47.87</td> <td>74.00</td> <td>-26.13</td> <td>57.46</td> <td>37.76</td> <td>14.29</td> <td>61.64</td> <td>0.00</td> <td>300</td> <td>360</td> <td>PEAK</td> </tr> </tbody> </table>	Limit	Read	Ant	Cable	Preamp	Aux	APos	TPos	Remark	Freq	Level	Line	Margin	Level	Factor	Loss	Factor	Factor	MHz	dBuV/m	dBuV/m	dB	dBuV	dB/m	dB	dB	dB	1	7077.00	57.63	68.30	-10.67	72.41	35.70	11.55	62.03	0.00	100	64	Peak	2	10600.01	47.87	74.00	-26.13	57.46	37.76	14.29	61.64	0.00	300	360	PEAK	<table border="1"> <thead> <tr> <th>Limit</th> <th>Read</th> <th>Ant</th> <th>Cable</th> <th>Preamp</th> <th>Aux</th> <th>APos</th> <th>TPos</th> <th>Remark</th> </tr> <tr> <th>Freq</th> <th>Level</th> <th>Line</th> <th>Margin</th> <th>Level</th> <th>Factor</th> <th>Loss</th> <th>Factor</th> <th>Factor</th> </tr> <tr> <th>MHz</th> <th>dBuV/m</th> <th>dBuV/m</th> <th>dB</th> <th>dBuV</th> <th>dB/m</th> <th>dB</th> <th>dB</th> <th>dB</th> </tr> </thead> <tbody> <tr> <td>1</td> <td>7077.00</td> <td>54.48</td> <td>68.30</td> <td>-13.82</td> <td>69.26</td> <td>35.70</td> <td>11.55</td> <td>62.03</td> <td>0.00</td> <td>100</td> <td>280</td> <td>Peak</td> </tr> <tr> <td>2</td> <td>10600.01</td> <td>53.11</td> <td>74.00</td> <td>-20.89</td> <td>62.70</td> <td>37.76</td> <td>14.29</td> <td>61.64</td> <td>0.00</td> <td>101</td> <td>264</td> <td>PEAK</td> </tr> <tr> <td>3</td> <td>10600.01</td> <td>40.30</td> <td>54.00</td> <td>-13.70</td> <td>49.89</td> <td>37.76</td> <td>14.29</td> <td>61.64</td> <td>0.00</td> <td>101</td> <td>264</td> <td>AVERAGE</td> </tr> </tbody> </table>	Limit	Read	Ant	Cable	Preamp	Aux	APos	TPos	Remark	Freq	Level	Line	Margin	Level	Factor	Loss	Factor	Factor	MHz	dBuV/m	dBuV/m	dB	dBuV	dB/m	dB	dB	dB	1	7077.00	54.48	68.30	-13.82	69.26	35.70	11.55	62.03	0.00	100	280	Peak	2	10600.01	53.11	74.00	-20.89	62.70	37.76	14.29	61.64	0.00	101	264	PEAK	3	10600.01	40.30	54.00	-13.70	49.89	37.76	14.29	61.64	0.00	101	264	AVERAGE
Limit	Read	Ant	Cable	Preamp	Aux	APos	TPos	Remark																																																																																																																	
Freq	Level	Line	Margin	Level	Factor	Loss	Factor	Factor																																																																																																																	
MHz	dBuV/m	dBuV/m	dB	dBuV	dB/m	dB	dB	dB																																																																																																																	
1	7077.00	57.63	68.30	-10.67	72.41	35.70	11.55	62.03	0.00	100	64	Peak																																																																																																													
2	10600.01	47.87	74.00	-26.13	57.46	37.76	14.29	61.64	0.00	300	360	PEAK																																																																																																													
Limit	Read	Ant	Cable	Preamp	Aux	APos	TPos	Remark																																																																																																																	
Freq	Level	Line	Margin	Level	Factor	Loss	Factor	Factor																																																																																																																	
MHz	dBuV/m	dBuV/m	dB	dBuV	dB/m	dB	dB	dB																																																																																																																	
1	7077.00	54.48	68.30	-13.82	69.26	35.70	11.55	62.03	0.00	100	280	Peak																																																																																																													
2	10600.01	53.11	74.00	-20.89	62.70	37.76	14.29	61.64	0.00	101	264	PEAK																																																																																																													
3	10600.01	40.30	54.00	-13.70	49.89	37.76	14.29	61.64	0.00	101	264	AVERAGE																																																																																																													



Mode	6																																																																																																																	
	Band Edge																																																																																																																	
	U-NII-2A_5.25-5.35_802.11a_CH64_5320MHz																																																																																																																	
Pol.	Horizontal	Fundamental																																																																																																																
Peak	<table border="1"> <thead> <tr> <th>Limit</th> <th>Read</th> <th>Ant</th> <th>Cable</th> <th>Preamp</th> <th>Aux</th> <th>APos</th> <th>TPos</th> </tr> <tr> <th>Freq</th> <th>Level</th> <th>Line</th> <th>Margin</th> <th>Level</th> <th>Factor</th> <th>Loss</th> <th>Factor</th> </tr> <tr> <th>MHz</th> <th>dBuV/m</th> <th>dBuV/m</th> <th>dB</th> <th>dBuV</th> <th>dB/m</th> <th>dB</th> <th>dB</th> </tr> </thead> <tbody> <tr> <td>1</td> <td>5352.76</td> <td>60.77</td> <td>74.00</td> <td>-13.23</td> <td>47.01</td> <td>34.78</td> <td>12.05</td> </tr> <tr> <td></td> <td></td> <td></td> <td></td> <td></td> <td>33.07</td> <td>0.00</td> <td>100</td> </tr> <tr> <td></td> <td></td> <td></td> <td></td> <td></td> <td></td> <td></td> <td>257</td> </tr> <tr> <td></td> <td></td> <td></td> <td></td> <td></td> <td></td> <td></td> <td>PEAK</td> </tr> </tbody> </table>	Limit	Read	Ant	Cable	Preamp	Aux	APos	TPos	Freq	Level	Line	Margin	Level	Factor	Loss	Factor	MHz	dBuV/m	dBuV/m	dB	dBuV	dB/m	dB	dB	1	5352.76	60.77	74.00	-13.23	47.01	34.78	12.05						33.07	0.00	100								257								PEAK	<table border="1"> <thead> <tr> <th>Limit</th> <th>Read</th> <th>Ant</th> <th>Cable</th> <th>Preamp</th> <th>Aux</th> <th>APos</th> <th>TPos</th> </tr> <tr> <th>Freq</th> <th>Level</th> <th>Line</th> <th>Margin</th> <th>Level</th> <th>Factor</th> <th>Loss</th> <th>Factor</th> </tr> <tr> <th>MHz</th> <th>dBuV/m</th> <th>dBuV/m</th> <th>dB</th> <th>dBuV</th> <th>dB/m</th> <th>dB</th> <th>dB</th> </tr> </thead> <tbody> <tr> <td>1</td> <td>5320.00</td> <td>107.86</td> <td>-----</td> <td>-----</td> <td>94.16</td> <td>34.76</td> <td>12.02</td> </tr> <tr> <td></td> <td></td> <td></td> <td></td> <td></td> <td>33.08</td> <td>0.00</td> <td>100</td> </tr> <tr> <td></td> <td></td> <td></td> <td></td> <td></td> <td></td> <td></td> <td>257</td> </tr> <tr> <td></td> <td></td> <td></td> <td></td> <td></td> <td></td> <td></td> <td>PEAK</td> </tr> </tbody> </table>	Limit	Read	Ant	Cable	Preamp	Aux	APos	TPos	Freq	Level	Line	Margin	Level	Factor	Loss	Factor	MHz	dBuV/m	dBuV/m	dB	dBuV	dB/m	dB	dB	1	5320.00	107.86	-----	-----	94.16	34.76	12.02						33.08	0.00	100								257								PEAK
Limit	Read	Ant	Cable	Preamp	Aux	APos	TPos																																																																																																											
Freq	Level	Line	Margin	Level	Factor	Loss	Factor																																																																																																											
MHz	dBuV/m	dBuV/m	dB	dBuV	dB/m	dB	dB																																																																																																											
1	5352.76	60.77	74.00	-13.23	47.01	34.78	12.05																																																																																																											
					33.07	0.00	100																																																																																																											
							257																																																																																																											
							PEAK																																																																																																											
Limit	Read	Ant	Cable	Preamp	Aux	APos	TPos																																																																																																											
Freq	Level	Line	Margin	Level	Factor	Loss	Factor																																																																																																											
MHz	dBuV/m	dBuV/m	dB	dBuV	dB/m	dB	dB																																																																																																											
1	5320.00	107.86	-----	-----	94.16	34.76	12.02																																																																																																											
					33.08	0.00	100																																																																																																											
							257																																																																																																											
							PEAK																																																																																																											
Avg	<table border="1"> <thead> <tr> <th>Limit</th> <th>Read</th> <th>Ant</th> <th>Cable</th> <th>Preamp</th> <th>Aux</th> <th>APos</th> <th>TPos</th> </tr> <tr> <th>Freq</th> <th>Level</th> <th>Line</th> <th>Margin</th> <th>Level</th> <th>Factor</th> <th>Loss</th> <th>Factor</th> </tr> <tr> <th>MHz</th> <th>dBuV/m</th> <th>dBuV/m</th> <th>dB</th> <th>dBuV</th> <th>dB/m</th> <th>dB</th> <th>dB</th> </tr> </thead> <tbody> <tr> <td>1</td> <td>5350.10</td> <td>50.08</td> <td>54.00</td> <td>-3.92</td> <td>36.32</td> <td>34.78</td> <td>12.05</td> </tr> <tr> <td></td> <td></td> <td></td> <td></td> <td></td> <td>33.07</td> <td>0.00</td> <td>100</td> </tr> <tr> <td></td> <td></td> <td></td> <td></td> <td></td> <td></td> <td></td> <td>257</td> </tr> <tr> <td></td> <td></td> <td></td> <td></td> <td></td> <td></td> <td></td> <td>AVERAGE</td> </tr> </tbody> </table>	Limit	Read	Ant	Cable	Preamp	Aux	APos	TPos	Freq	Level	Line	Margin	Level	Factor	Loss	Factor	MHz	dBuV/m	dBuV/m	dB	dBuV	dB/m	dB	dB	1	5350.10	50.08	54.00	-3.92	36.32	34.78	12.05						33.07	0.00	100								257								AVERAGE	<table border="1"> <thead> <tr> <th>Limit</th> <th>Read</th> <th>Ant</th> <th>Cable</th> <th>Preamp</th> <th>Aux</th> <th>APos</th> <th>TPos</th> </tr> <tr> <th>Freq</th> <th>Level</th> <th>Line</th> <th>Margin</th> <th>Level</th> <th>Factor</th> <th>Loss</th> <th>Factor</th> </tr> <tr> <th>MHz</th> <th>dBuV/m</th> <th>dBuV/m</th> <th>dB</th> <th>dBuV</th> <th>dB/m</th> <th>dB</th> <th>dB</th> </tr> </thead> <tbody> <tr> <td>1</td> <td>5320.00</td> <td>100.09</td> <td>-----</td> <td>-----</td> <td>86.39</td> <td>34.76</td> <td>12.02</td> </tr> <tr> <td></td> <td></td> <td></td> <td></td> <td></td> <td>33.08</td> <td>0.00</td> <td>100</td> </tr> <tr> <td></td> <td></td> <td></td> <td></td> <td></td> <td></td> <td></td> <td>257</td> </tr> <tr> <td></td> <td></td> <td></td> <td></td> <td></td> <td></td> <td></td> <td>AVERAGE</td> </tr> </tbody> </table>	Limit	Read	Ant	Cable	Preamp	Aux	APos	TPos	Freq	Level	Line	Margin	Level	Factor	Loss	Factor	MHz	dBuV/m	dBuV/m	dB	dBuV	dB/m	dB	dB	1	5320.00	100.09	-----	-----	86.39	34.76	12.02						33.08	0.00	100								257								AVERAGE
Limit	Read	Ant	Cable	Preamp	Aux	APos	TPos																																																																																																											
Freq	Level	Line	Margin	Level	Factor	Loss	Factor																																																																																																											
MHz	dBuV/m	dBuV/m	dB	dBuV	dB/m	dB	dB																																																																																																											
1	5350.10	50.08	54.00	-3.92	36.32	34.78	12.05																																																																																																											
					33.07	0.00	100																																																																																																											
							257																																																																																																											
							AVERAGE																																																																																																											
Limit	Read	Ant	Cable	Preamp	Aux	APos	TPos																																																																																																											
Freq	Level	Line	Margin	Level	Factor	Loss	Factor																																																																																																											
MHz	dBuV/m	dBuV/m	dB	dBuV	dB/m	dB	dB																																																																																																											
1	5320.00	100.09	-----	-----	86.39	34.76	12.02																																																																																																											
					33.08	0.00	100																																																																																																											
							257																																																																																																											
							AVERAGE																																																																																																											





Mode	6																																																																																															
	Band Edge																																																																																															
	U-NII-2A_5.25-5.35_802.11a_CH64_5320MHz																																																																																															
Pol.	Vertical	Fundamental																																																																																														
Peak	<table border="1"> <thead> <tr> <th>Limit</th> <th>Read</th> <th>Ant</th> <th>Cable</th> <th>Preamp</th> <th>Aux</th> <th>APos</th> <th>TPos</th> </tr> <tr> <th>Freq</th> <th>Level</th> <th>Line</th> <th>Margin</th> <th>Level</th> <th>Factor</th> <th>Loss</th> <th>Factor</th> <th>Factor</th> <th>Factor</th> <th>cm</th> <th>deg</th> <th>Remark</th> </tr> <tr> <th>MHz</th> <th>dBuV/m</th> <th>dBuV/m</th> <th>dB</th> <th>dBuV</th> <th>dB/m</th> <th>dB</th> <th>dB</th> <th>dB</th> <th>dB</th> <th>cm</th> <th>deg</th> <th></th> </tr> </thead> <tbody> <tr> <td>1</td> <td>5351.92</td> <td>56.94</td> <td>74.00</td> <td>-17.06</td> <td>43.18</td> <td>34.78</td> <td>12.05</td> <td>33.07</td> <td>0.00</td> <td>376</td> <td>0</td> <td>PEAK</td> </tr> </tbody> </table>	Limit	Read	Ant	Cable	Preamp	Aux	APos	TPos	Freq	Level	Line	Margin	Level	Factor	Loss	Factor	Factor	Factor	cm	deg	Remark	MHz	dBuV/m	dBuV/m	dB	dBuV	dB/m	dB	dB	dB	dB	cm	deg		1	5351.92	56.94	74.00	-17.06	43.18	34.78	12.05	33.07	0.00	376	0	PEAK	<table border="1"> <thead> <tr> <th>Limit</th> <th>Read</th> <th>Ant</th> <th>Cable</th> <th>Preamp</th> <th>Aux</th> <th>APos</th> <th>TPos</th> </tr> <tr> <th>Freq</th> <th>Level</th> <th>Line</th> <th>Margin</th> <th>Level</th> <th>Factor</th> <th>Loss</th> <th>Factor</th> <th>Factor</th> <th>Factor</th> <th>cm</th> <th>deg</th> <th>Remark</th> </tr> <tr> <th>MHz</th> <th>dBuV/m</th> <th>dBuV/m</th> <th>dB</th> <th>dBuV</th> <th>dB/m</th> <th>dB</th> <th>dB</th> <th>dB</th> <th>dB</th> <th>cm</th> <th>deg</th> <th></th> </tr> </thead> <tbody> <tr> <td>1</td> <td>5320.00</td> <td>103.20</td> <td>-----</td> <td>-----</td> <td>89.50</td> <td>34.76</td> <td>12.02</td> <td>33.08</td> <td>0.00</td> <td>376</td> <td>0</td> <td>PEAK</td> </tr> </tbody> </table>	Limit	Read	Ant	Cable	Preamp	Aux	APos	TPos	Freq	Level	Line	Margin	Level	Factor	Loss	Factor	Factor	Factor	cm	deg	Remark	MHz	dBuV/m	dBuV/m	dB	dBuV	dB/m	dB	dB	dB	dB	cm	deg		1	5320.00	103.20	-----	-----	89.50	34.76	12.02	33.08	0.00	376	0	PEAK
Limit	Read	Ant	Cable	Preamp	Aux	APos	TPos																																																																																									
Freq	Level	Line	Margin	Level	Factor	Loss	Factor	Factor	Factor	cm	deg	Remark																																																																																				
MHz	dBuV/m	dBuV/m	dB	dBuV	dB/m	dB	dB	dB	dB	cm	deg																																																																																					
1	5351.92	56.94	74.00	-17.06	43.18	34.78	12.05	33.07	0.00	376	0	PEAK																																																																																				
Limit	Read	Ant	Cable	Preamp	Aux	APos	TPos																																																																																									
Freq	Level	Line	Margin	Level	Factor	Loss	Factor	Factor	Factor	cm	deg	Remark																																																																																				
MHz	dBuV/m	dBuV/m	dB	dBuV	dB/m	dB	dB	dB	dB	cm	deg																																																																																					
1	5320.00	103.20	-----	-----	89.50	34.76	12.02	33.08	0.00	376	0	PEAK																																																																																				
Avg	<table border="1"> <thead> <tr> <th>Limit</th> <th>Read</th> <th>Ant</th> <th>Cable</th> <th>Preamp</th> <th>Aux</th> <th>APos</th> <th>TPos</th> </tr> <tr> <th>Freq</th> <th>Level</th> <th>Line</th> <th>Margin</th> <th>Level</th> <th>Factor</th> <th>Loss</th> <th>Factor</th> <th>Factor</th> <th>Factor</th> <th>cm</th> <th>deg</th> <th>Remark</th> </tr> <tr> <th>MHz</th> <th>dBuV/m</th> <th>dBuV/m</th> <th>dB</th> <th>dBuV</th> <th>dB/m</th> <th>dB</th> <th>dB</th> <th>dB</th> <th>dB</th> <th>cm</th> <th>deg</th> <th></th> </tr> </thead> <tbody> <tr> <td>1</td> <td>5350.24</td> <td>46.60</td> <td>54.00</td> <td>-7.40</td> <td>32.84</td> <td>34.78</td> <td>12.05</td> <td>33.07</td> <td>0.00</td> <td>376</td> <td>0</td> <td>AVERAGE</td> </tr> </tbody> </table>	Limit	Read	Ant	Cable	Preamp	Aux	APos	TPos	Freq	Level	Line	Margin	Level	Factor	Loss	Factor	Factor	Factor	cm	deg	Remark	MHz	dBuV/m	dBuV/m	dB	dBuV	dB/m	dB	dB	dB	dB	cm	deg		1	5350.24	46.60	54.00	-7.40	32.84	34.78	12.05	33.07	0.00	376	0	AVERAGE	<table border="1"> <thead> <tr> <th>Limit</th> <th>Read</th> <th>Ant</th> <th>Cable</th> <th>Preamp</th> <th>Aux</th> <th>APos</th> <th>TPos</th> </tr> <tr> <th>Freq</th> <th>Level</th> <th>Line</th> <th>Margin</th> <th>Level</th> <th>Factor</th> <th>Loss</th> <th>Factor</th> <th>Factor</th> <th>Factor</th> <th>cm</th> <th>deg</th> <th>Remark</th> </tr> <tr> <th>MHz</th> <th>dBuV/m</th> <th>dBuV/m</th> <th>dB</th> <th>dBuV</th> <th>dB/m</th> <th>dB</th> <th>dB</th> <th>dB</th> <th>dB</th> <th>cm</th> <th>deg</th> <th></th> </tr> </thead> <tbody> <tr> <td>1</td> <td>5320.00</td> <td>95.15</td> <td>-----</td> <td>-----</td> <td>81.45</td> <td>34.76</td> <td>12.02</td> <td>33.08</td> <td>0.00</td> <td>376</td> <td>0</td> <td>AVERAGE</td> </tr> </tbody> </table>	Limit	Read	Ant	Cable	Preamp	Aux	APos	TPos	Freq	Level	Line	Margin	Level	Factor	Loss	Factor	Factor	Factor	cm	deg	Remark	MHz	dBuV/m	dBuV/m	dB	dBuV	dB/m	dB	dB	dB	dB	cm	deg		1	5320.00	95.15	-----	-----	81.45	34.76	12.02	33.08	0.00	376	0	AVERAGE
Limit	Read	Ant	Cable	Preamp	Aux	APos	TPos																																																																																									
Freq	Level	Line	Margin	Level	Factor	Loss	Factor	Factor	Factor	cm	deg	Remark																																																																																				
MHz	dBuV/m	dBuV/m	dB	dBuV	dB/m	dB	dB	dB	dB	cm	deg																																																																																					
1	5350.24	46.60	54.00	-7.40	32.84	34.78	12.05	33.07	0.00	376	0	AVERAGE																																																																																				
Limit	Read	Ant	Cable	Preamp	Aux	APos	TPos																																																																																									
Freq	Level	Line	Margin	Level	Factor	Loss	Factor	Factor	Factor	cm	deg	Remark																																																																																				
MHz	dBuV/m	dBuV/m	dB	dBuV	dB/m	dB	dB	dB	dB	cm	deg																																																																																					
1	5320.00	95.15	-----	-----	81.45	34.76	12.02	33.08	0.00	376	0	AVERAGE																																																																																				



Mode	6																																																																																																											
	Harmonic																																																																																																											
	U-NII-2A_5.25-5.35_802.11a_CH64_5320MHz																																																																																																											
Pol.	Horizontal	Vertical																																																																																																										
Peak																																																																																																												
Avg																																																																																																												
	<table border="1"> <thead> <tr> <th>Limit</th> <th>Read</th> <th>Ant</th> <th>Cable</th> <th>Preamp</th> <th>Aux</th> <th>APos</th> <th>TPos</th> <th>Remark</th> </tr> <tr> <th>Freq</th> <th>Level</th> <th>Line</th> <th>Margin</th> <th>Level</th> <th>Factor</th> <th>Loss</th> <th>Factor</th> <th>Factor</th> </tr> <tr> <th>MHz</th> <th>dBuV/m</th> <th>dBuV/m</th> <th>dB</th> <th>dBuV</th> <th>dB/m</th> <th>dB</th> <th>dB</th> <th>dB</th> </tr> </thead> <tbody> <tr> <td>1</td> <td>7093.50</td> <td>50.35</td> <td>68.30</td> <td>-17.95</td> <td>65.12</td> <td>35.70</td> <td>11.56</td> <td>62.03</td> <td>0.00</td> <td>100</td> <td>218</td> <td>Peak</td> </tr> <tr> <td>2</td> <td>10640.00</td> <td>47.22</td> <td>74.00</td> <td>-26.78</td> <td>56.77</td> <td>37.78</td> <td>14.32</td> <td>61.65</td> <td>0.00</td> <td>300</td> <td>360</td> <td>PEAK</td> </tr> </tbody> </table>	Limit	Read	Ant	Cable	Preamp	Aux	APos	TPos	Remark	Freq	Level	Line	Margin	Level	Factor	Loss	Factor	Factor	MHz	dBuV/m	dBuV/m	dB	dBuV	dB/m	dB	dB	dB	1	7093.50	50.35	68.30	-17.95	65.12	35.70	11.56	62.03	0.00	100	218	Peak	2	10640.00	47.22	74.00	-26.78	56.77	37.78	14.32	61.65	0.00	300	360	PEAK	<table border="1"> <thead> <tr> <th>Limit</th> <th>Read</th> <th>Ant</th> <th>Cable</th> <th>Preamp</th> <th>Aux</th> <th>APos</th> <th>TPos</th> <th>Remark</th> </tr> <tr> <th>Freq</th> <th>Level</th> <th>Line</th> <th>Margin</th> <th>Level</th> <th>Factor</th> <th>Loss</th> <th>Factor</th> <th>Factor</th> </tr> <tr> <th>MHz</th> <th>dBuV/m</th> <th>dBuV/m</th> <th>dB</th> <th>dBuV</th> <th>dB/m</th> <th>dB</th> <th>dB</th> <th>dB</th> </tr> </thead> <tbody> <tr> <td>1</td> <td>7093.50</td> <td>53.03</td> <td>68.30</td> <td>-15.27</td> <td>67.00</td> <td>35.70</td> <td>11.56</td> <td>62.03</td> <td>0.00</td> <td>100</td> <td>90</td> <td>Peak</td> </tr> <tr> <td>2</td> <td>10640.00</td> <td>49.77</td> <td>74.00</td> <td>-24.23</td> <td>59.32</td> <td>37.78</td> <td>14.32</td> <td>61.65</td> <td>0.00</td> <td>100</td> <td>360</td> <td>PEAK</td> </tr> </tbody> </table>	Limit	Read	Ant	Cable	Preamp	Aux	APos	TPos	Remark	Freq	Level	Line	Margin	Level	Factor	Loss	Factor	Factor	MHz	dBuV/m	dBuV/m	dB	dBuV	dB/m	dB	dB	dB	1	7093.50	53.03	68.30	-15.27	67.00	35.70	11.56	62.03	0.00	100	90	Peak	2	10640.00	49.77	74.00	-24.23	59.32	37.78	14.32	61.65	0.00	100	360	PEAK
Limit	Read	Ant	Cable	Preamp	Aux	APos	TPos	Remark																																																																																																				
Freq	Level	Line	Margin	Level	Factor	Loss	Factor	Factor																																																																																																				
MHz	dBuV/m	dBuV/m	dB	dBuV	dB/m	dB	dB	dB																																																																																																				
1	7093.50	50.35	68.30	-17.95	65.12	35.70	11.56	62.03	0.00	100	218	Peak																																																																																																
2	10640.00	47.22	74.00	-26.78	56.77	37.78	14.32	61.65	0.00	300	360	PEAK																																																																																																
Limit	Read	Ant	Cable	Preamp	Aux	APos	TPos	Remark																																																																																																				
Freq	Level	Line	Margin	Level	Factor	Loss	Factor	Factor																																																																																																				
MHz	dBuV/m	dBuV/m	dB	dBuV	dB/m	dB	dB	dB																																																																																																				
1	7093.50	53.03	68.30	-15.27	67.00	35.70	11.56	62.03	0.00	100	90	Peak																																																																																																
2	10640.00	49.77	74.00	-24.23	59.32	37.78	14.32	61.65	0.00	100	360	PEAK																																																																																																



Mode	7																																																																																																																											
	Harmonic																																																																																																																											
	U-NII-2C_5.47-5.725_802.11a_CH100_5500MHz																																																																																																																											
Pol.	Horizontal	Vertical																																																																																																																										
Peak Avg	<table border="1"> <thead> <tr> <th>Limit</th> <th>Read</th> <th>Ant</th> <th>Cable</th> <th>Preamp</th> <th>Aux</th> <th>APos</th> <th>TPos</th> <th>Remark</th> </tr> <tr> <th>Freq</th> <th>Level</th> <th>Line Margin</th> <th>Level</th> <th>Factor</th> <th>Loss Factor</th> <th>Factor</th> <th></th> <th></th> </tr> <tr> <th>MHz</th> <th>dBuV/m</th> <th>dBuV/m</th> <th>dB</th> <th>dBuV</th> <th>dB/m</th> <th>dB</th> <th>dB</th> <th>cm</th> <th>deg</th> </tr> </thead> <tbody> <tr> <td>1 7333.37</td> <td>48.81</td> <td>74.00</td> <td>-25.19</td> <td>63.47</td> <td>35.70</td> <td>11.70</td> <td>62.06</td> <td>0.00</td> <td>166</td> <td>74 PEAK</td> </tr> <tr> <td>2 7333.37</td> <td>45.36</td> <td>54.00</td> <td>-8.64</td> <td>60.02</td> <td>35.70</td> <td>11.70</td> <td>62.06</td> <td>0.00</td> <td>166</td> <td>74 AVERAGE</td> </tr> <tr> <td>3 11000.00</td> <td>46.20</td> <td>74.00</td> <td>-27.80</td> <td>55.35</td> <td>38.00</td> <td>14.56</td> <td>61.71</td> <td>0.00</td> <td>166</td> <td>74 PEAK</td> </tr> <tr> <td>4 11000.00</td> <td>34.53</td> <td>54.00</td> <td>-19.47</td> <td>43.68</td> <td>38.00</td> <td>14.56</td> <td>61.71</td> <td>0.00</td> <td>166</td> <td>74 AVERAGE</td> </tr> </tbody> </table>	Limit	Read	Ant	Cable	Preamp	Aux	APos	TPos	Remark	Freq	Level	Line Margin	Level	Factor	Loss Factor	Factor			MHz	dBuV/m	dBuV/m	dB	dBuV	dB/m	dB	dB	cm	deg	1 7333.37	48.81	74.00	-25.19	63.47	35.70	11.70	62.06	0.00	166	74 PEAK	2 7333.37	45.36	54.00	-8.64	60.02	35.70	11.70	62.06	0.00	166	74 AVERAGE	3 11000.00	46.20	74.00	-27.80	55.35	38.00	14.56	61.71	0.00	166	74 PEAK	4 11000.00	34.53	54.00	-19.47	43.68	38.00	14.56	61.71	0.00	166	74 AVERAGE	<table border="1"> <thead> <tr> <th>Limit</th> <th>Read</th> <th>Ant</th> <th>Cable</th> <th>Preamp</th> <th>Aux</th> <th>APos</th> <th>TPos</th> <th>Remark</th> </tr> <tr> <th>Freq</th> <th>Level</th> <th>Line Margin</th> <th>Level</th> <th>Factor</th> <th>Loss Factor</th> <th>Factor</th> <th></th> <th></th> </tr> <tr> <th>MHz</th> <th>dBuV/m</th> <th>dBuV/m</th> <th>dB</th> <th>dBuV</th> <th>dB/m</th> <th>dB</th> <th>dB</th> <th>cm</th> <th>deg</th> </tr> </thead> <tbody> <tr> <td>1 7333.37</td> <td>43.65</td> <td>74.00</td> <td>-30.35</td> <td>58.31</td> <td>35.70</td> <td>11.70</td> <td>62.06</td> <td>0.00</td> <td>300</td> <td>0 PEAK</td> </tr> <tr> <td>2 11000.00</td> <td>45.46</td> <td>74.00</td> <td>-28.54</td> <td>54.61</td> <td>38.00</td> <td>14.56</td> <td>61.71</td> <td>0.00</td> <td>300</td> <td>0 PEAK</td> </tr> </tbody> </table>	Limit	Read	Ant	Cable	Preamp	Aux	APos	TPos	Remark	Freq	Level	Line Margin	Level	Factor	Loss Factor	Factor			MHz	dBuV/m	dBuV/m	dB	dBuV	dB/m	dB	dB	cm	deg	1 7333.37	43.65	74.00	-30.35	58.31	35.70	11.70	62.06	0.00	300	0 PEAK	2 11000.00	45.46	74.00	-28.54	54.61	38.00	14.56	61.71	0.00	300	0 PEAK
Limit	Read	Ant	Cable	Preamp	Aux	APos	TPos	Remark																																																																																																																				
Freq	Level	Line Margin	Level	Factor	Loss Factor	Factor																																																																																																																						
MHz	dBuV/m	dBuV/m	dB	dBuV	dB/m	dB	dB	cm	deg																																																																																																																			
1 7333.37	48.81	74.00	-25.19	63.47	35.70	11.70	62.06	0.00	166	74 PEAK																																																																																																																		
2 7333.37	45.36	54.00	-8.64	60.02	35.70	11.70	62.06	0.00	166	74 AVERAGE																																																																																																																		
3 11000.00	46.20	74.00	-27.80	55.35	38.00	14.56	61.71	0.00	166	74 PEAK																																																																																																																		
4 11000.00	34.53	54.00	-19.47	43.68	38.00	14.56	61.71	0.00	166	74 AVERAGE																																																																																																																		
Limit	Read	Ant	Cable	Preamp	Aux	APos	TPos	Remark																																																																																																																				
Freq	Level	Line Margin	Level	Factor	Loss Factor	Factor																																																																																																																						
MHz	dBuV/m	dBuV/m	dB	dBuV	dB/m	dB	dB	cm	deg																																																																																																																			
1 7333.37	43.65	74.00	-30.35	58.31	35.70	11.70	62.06	0.00	300	0 PEAK																																																																																																																		
2 11000.00	45.46	74.00	-28.54	54.61	38.00	14.56	61.71	0.00	300	0 PEAK																																																																																																																		



Mode	8																																																																																			
	Harmonic																																																																																			
	U-NII-2C_5.47-5.725_802.11a_CH116_5580MHz																																																																																			
Pol.	Horizontal	Vertical																																																																																		
Peak Avg	<table border="1"> <thead> <tr> <th>Limit</th> <th>Read</th> <th>Ant</th> <th>Cable</th> <th>Preamp</th> <th>Aux</th> <th>APos</th> <th>TPos</th> <th>Remark</th> </tr> <tr> <th>Freq</th> <th>Level</th> <th>Line Margin</th> <th>Level Factor</th> <th>Loss Factor</th> <th>Factor</th> <th></th> <th></th> <th></th> </tr> <tr> <th>MHz</th> <th>dBuV/m</th> <th>dBuV/m</th> <th>dB</th> <th>dBuV</th> <th>dB/m</th> <th>dB</th> <th>dB</th> <th>cm</th> <th>deg</th> </tr> </thead> <tbody> <tr> <td>1</td> <td>11160.00</td> <td>45.62</td> <td>74.00</td> <td>-28.38</td> <td>54.49</td> <td>38.10</td> <td>14.68</td> <td>61.65</td> <td>0.00</td> <td>300</td> <td>360</td> <td>PEAK</td> </tr> </tbody> </table>	Limit	Read	Ant	Cable	Preamp	Aux	APos	TPos	Remark	Freq	Level	Line Margin	Level Factor	Loss Factor	Factor				MHz	dBuV/m	dBuV/m	dB	dBuV	dB/m	dB	dB	cm	deg	1	11160.00	45.62	74.00	-28.38	54.49	38.10	14.68	61.65	0.00	300	360	PEAK	<table border="1"> <thead> <tr> <th>Limit</th> <th>Read</th> <th>Ant</th> <th>Cable</th> <th>Preamp</th> <th>Aux</th> <th>APos</th> <th>TPos</th> <th>Remark</th> </tr> <tr> <th>Freq</th> <th>Level</th> <th>Line Margin</th> <th>Level Factor</th> <th>Loss Factor</th> <th>Factor</th> <th></th> <th></th> <th></th> </tr> <tr> <th>MHz</th> <th>dBuV/m</th> <th>dBuV/m</th> <th>dB</th> <th>dBuV</th> <th>dB/m</th> <th>dB</th> <th>dB</th> <th>cm</th> <th>deg</th> </tr> </thead> <tbody> <tr> <td>1</td> <td>11160.00</td> <td>46.29</td> <td>74.00</td> <td>-27.71</td> <td>55.16</td> <td>38.10</td> <td>14.68</td> <td>61.65</td> <td>0.00</td> <td>100</td> <td>360</td> <td>PEAK</td> </tr> </tbody> </table>	Limit	Read	Ant	Cable	Preamp	Aux	APos	TPos	Remark	Freq	Level	Line Margin	Level Factor	Loss Factor	Factor				MHz	dBuV/m	dBuV/m	dB	dBuV	dB/m	dB	dB	cm	deg	1	11160.00	46.29	74.00	-27.71	55.16	38.10	14.68	61.65	0.00	100	360	PEAK
Limit	Read	Ant	Cable	Preamp	Aux	APos	TPos	Remark																																																																												
Freq	Level	Line Margin	Level Factor	Loss Factor	Factor																																																																															
MHz	dBuV/m	dBuV/m	dB	dBuV	dB/m	dB	dB	cm	deg																																																																											
1	11160.00	45.62	74.00	-28.38	54.49	38.10	14.68	61.65	0.00	300	360	PEAK																																																																								
Limit	Read	Ant	Cable	Preamp	Aux	APos	TPos	Remark																																																																												
Freq	Level	Line Margin	Level Factor	Loss Factor	Factor																																																																															
MHz	dBuV/m	dBuV/m	dB	dBuV	dB/m	dB	dB	cm	deg																																																																											
1	11160.00	46.29	74.00	-27.71	55.16	38.10	14.68	61.65	0.00	100	360	PEAK																																																																								



Mode	9																																																																															
	Band Edge																																																																															
	U-NII-2C_5.47-5.725_802.11a_CH140_5700MHz																																																																															
Pol.	Horizontal	Fundamental																																																																														
Peak	<table border="1"> <thead> <tr> <th>Limit</th> <th>Read</th> <th>Ant</th> <th>Cable</th> <th>Preamp</th> <th>Aux</th> <th>APos</th> <th>TPos</th> <th>Remark</th> </tr> <tr> <th>Freq</th> <th>Level</th> <th>Line</th> <th>Margin</th> <th>Level</th> <th>Factor</th> <th>Loss</th> <th>Factor</th> <th>Factor</th> </tr> <tr> <th>MHz</th> <th>dBuV/m</th> <th>dBuV/m</th> <th>dB</th> <th>dBuV</th> <th>dB/m</th> <th>dB</th> <th>dB</th> <th>dB</th> </tr> </thead> <tbody> <tr> <td>1 5725.61</td> <td>63.08</td> <td>68.30</td> <td>-5.22</td> <td>48.48</td> <td>35.16</td> <td>12.39</td> <td>32.95</td> <td>0.00</td> <td>100</td> <td>264</td> <td>PEAK</td> </tr> </tbody> </table>	Limit	Read	Ant	Cable	Preamp	Aux	APos	TPos	Remark	Freq	Level	Line	Margin	Level	Factor	Loss	Factor	Factor	MHz	dBuV/m	dBuV/m	dB	dBuV	dB/m	dB	dB	dB	1 5725.61	63.08	68.30	-5.22	48.48	35.16	12.39	32.95	0.00	100	264	PEAK	<table border="1"> <thead> <tr> <th>Limit</th> <th>Read</th> <th>Ant</th> <th>Cable</th> <th>Preamp</th> <th>Aux</th> <th>APos</th> <th>TPos</th> <th>Remark</th> </tr> <tr> <th>Freq</th> <th>Level</th> <th>Line</th> <th>Margin</th> <th>Level</th> <th>Factor</th> <th>Loss</th> <th>Factor</th> <th>Factor</th> </tr> <tr> <th>MHz</th> <th>dBuV/m</th> <th>dBuV/m</th> <th>dB</th> <th>dBuV</th> <th>dB/m</th> <th>dB</th> <th>dB</th> <th>dB</th> </tr> </thead> <tbody> <tr> <td>1 5700.00</td> <td>107.53</td> <td>-----</td> <td>-----</td> <td>93.00</td> <td>35.13</td> <td>12.36</td> <td>32.96</td> <td>0.00</td> <td>100</td> <td>264</td> <td>PEAK</td> </tr> </tbody> </table>	Limit	Read	Ant	Cable	Preamp	Aux	APos	TPos	Remark	Freq	Level	Line	Margin	Level	Factor	Loss	Factor	Factor	MHz	dBuV/m	dBuV/m	dB	dBuV	dB/m	dB	dB	dB	1 5700.00	107.53	-----	-----	93.00	35.13	12.36	32.96	0.00	100	264	PEAK
Limit	Read	Ant	Cable	Preamp	Aux	APos	TPos	Remark																																																																								
Freq	Level	Line	Margin	Level	Factor	Loss	Factor	Factor																																																																								
MHz	dBuV/m	dBuV/m	dB	dBuV	dB/m	dB	dB	dB																																																																								
1 5725.61	63.08	68.30	-5.22	48.48	35.16	12.39	32.95	0.00	100	264	PEAK																																																																					
Limit	Read	Ant	Cable	Preamp	Aux	APos	TPos	Remark																																																																								
Freq	Level	Line	Margin	Level	Factor	Loss	Factor	Factor																																																																								
MHz	dBuV/m	dBuV/m	dB	dBuV	dB/m	dB	dB	dB																																																																								
1 5700.00	107.53	-----	-----	93.00	35.13	12.36	32.96	0.00	100	264	PEAK																																																																					
Avg	Blank	<table border="1"> <thead> <tr> <th>Limit</th> <th>Read</th> <th>Ant</th> <th>Cable</th> <th>Preamp</th> <th>Aux</th> <th>APos</th> <th>TPos</th> <th>Remark</th> </tr> <tr> <th>Freq</th> <th>Level</th> <th>Line</th> <th>Margin</th> <th>Level</th> <th>Factor</th> <th>Loss</th> <th>Factor</th> <th>Factor</th> </tr> <tr> <th>MHz</th> <th>dBuV/m</th> <th>dBuV/m</th> <th>dB</th> <th>dBuV</th> <th>dB/m</th> <th>dB</th> <th>dB</th> <th>dB</th> </tr> </thead> <tbody> <tr> <td>1 5700.00</td> <td>100.76</td> <td>-----</td> <td>-----</td> <td>86.23</td> <td>35.13</td> <td>12.36</td> <td>32.96</td> <td>0.00</td> <td>100</td> <td>264</td> <td>AVERAGE</td> </tr> </tbody> </table>	Limit	Read	Ant	Cable	Preamp	Aux	APos	TPos	Remark	Freq	Level	Line	Margin	Level	Factor	Loss	Factor	Factor	MHz	dBuV/m	dBuV/m	dB	dBuV	dB/m	dB	dB	dB	1 5700.00	100.76	-----	-----	86.23	35.13	12.36	32.96	0.00	100	264	AVERAGE																																							
Limit	Read	Ant	Cable	Preamp	Aux	APos	TPos	Remark																																																																								
Freq	Level	Line	Margin	Level	Factor	Loss	Factor	Factor																																																																								
MHz	dBuV/m	dBuV/m	dB	dBuV	dB/m	dB	dB	dB																																																																								
1 5700.00	100.76	-----	-----	86.23	35.13	12.36	32.96	0.00	100	264	AVERAGE																																																																					

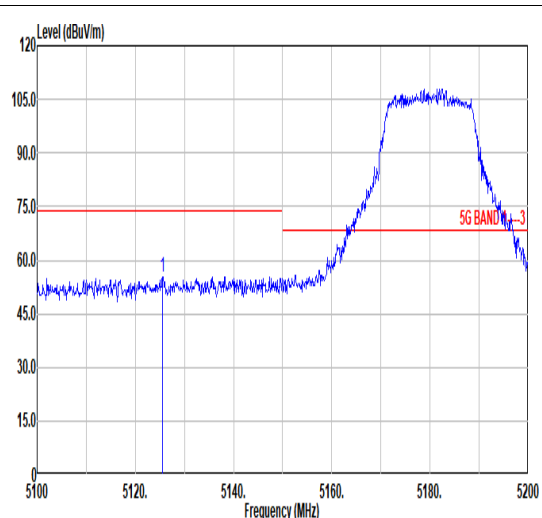
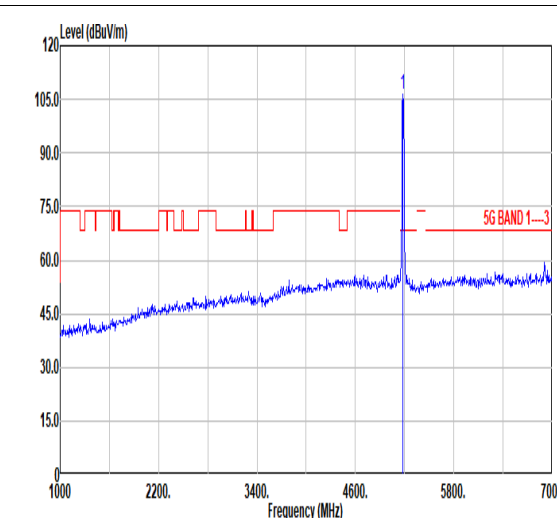
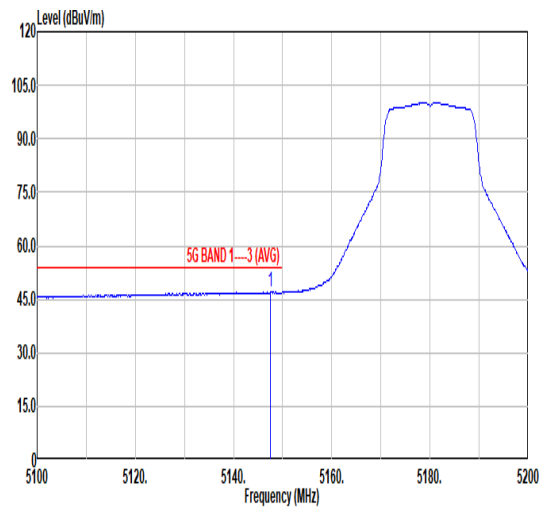
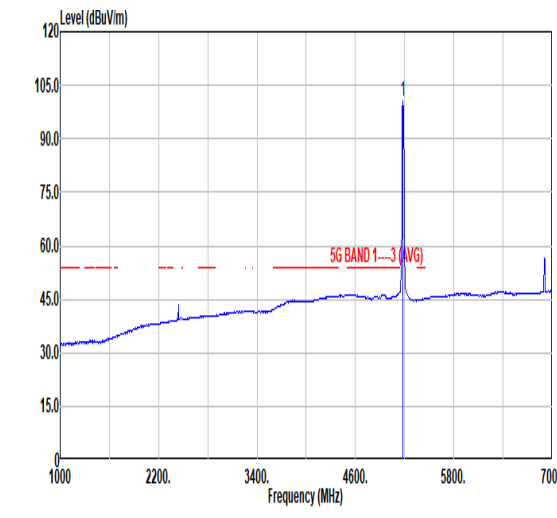


Mode	9																																																																																																					
	Band Edge																																																																																																					
	U-NII-2C_5.47-5.725_802.11a_CH140_5700MHz																																																																																																					
Pol.	Vertical	Fundamental																																																																																																				
Peak	<table border="1"> <thead> <tr> <th>Limit</th> <th>Read</th> <th>Ant</th> <th>Cable</th> <th>Preamp</th> <th>Aux</th> <th>APos</th> <th>TPos</th> </tr> <tr> <th>Freq</th> <th>Level</th> <th>Line</th> <th>Margin</th> <th>Level</th> <th>Factor</th> <th>Loss</th> <th>Factor</th> <th>Factor</th> <th>Factor</th> <th>Factor</th> <th>cm</th> <th>deg</th> <th>Remark</th> </tr> <tr> <th>MHz</th> <th>dBuV/m</th> <th>dBuV/m</th> <th>dB</th> <th>dBuV</th> <th>dB/m</th> <th>dB</th> <th>dB</th> <th>dB</th> <th>dB</th> <th>dB</th> <th>cm</th> <th>deg</th> <th>Remark</th> </tr> </thead> <tbody> <tr> <td>1</td> <td>5726.33</td> <td>59.76</td> <td>68.30</td> <td>-8.54</td> <td>45.16</td> <td>35.16</td> <td>12.39</td> <td>32.95</td> <td>0.00</td> <td>100</td> <td></td> <td>32</td> <td>PEAK</td> </tr> </tbody> </table>	Limit	Read	Ant	Cable	Preamp	Aux	APos	TPos	Freq	Level	Line	Margin	Level	Factor	Loss	Factor	Factor	Factor	Factor	cm	deg	Remark	MHz	dBuV/m	dBuV/m	dB	dBuV	dB/m	dB	dB	dB	dB	dB	cm	deg	Remark	1	5726.33	59.76	68.30	-8.54	45.16	35.16	12.39	32.95	0.00	100		32	PEAK	<table border="1"> <thead> <tr> <th>Limit</th> <th>Read</th> <th>Ant</th> <th>Cable</th> <th>Preamp</th> <th>Aux</th> <th>APos</th> <th>TPos</th> </tr> <tr> <th>Freq</th> <th>Level</th> <th>Line</th> <th>Margin</th> <th>Level</th> <th>Factor</th> <th>Loss</th> <th>Factor</th> <th>Factor</th> <th>Factor</th> <th>Factor</th> <th>cm</th> <th>deg</th> <th>Remark</th> </tr> <tr> <th>MHz</th> <th>dBuV/m</th> <th>dBuV/m</th> <th>dB</th> <th>dBuV</th> <th>dB/m</th> <th>dB</th> <th>dB</th> <th>dB</th> <th>dB</th> <th>dB</th> <th>cm</th> <th>deg</th> <th>Remark</th> </tr> </thead> <tbody> <tr> <td>1</td> <td>5700.00</td> <td>100.76</td> <td>-----</td> <td>-----</td> <td>86.21</td> <td>35.14</td> <td>12.37</td> <td>32.96</td> <td>0.00</td> <td>100</td> <td></td> <td>32</td> <td>PEAK</td> </tr> </tbody> </table>	Limit	Read	Ant	Cable	Preamp	Aux	APos	TPos	Freq	Level	Line	Margin	Level	Factor	Loss	Factor	Factor	Factor	Factor	cm	deg	Remark	MHz	dBuV/m	dBuV/m	dB	dBuV	dB/m	dB	dB	dB	dB	dB	cm	deg	Remark	1	5700.00	100.76	-----	-----	86.21	35.14	12.37	32.96	0.00	100		32	PEAK
Limit	Read	Ant	Cable	Preamp	Aux	APos	TPos																																																																																															
Freq	Level	Line	Margin	Level	Factor	Loss	Factor	Factor	Factor	Factor	cm	deg	Remark																																																																																									
MHz	dBuV/m	dBuV/m	dB	dBuV	dB/m	dB	dB	dB	dB	dB	cm	deg	Remark																																																																																									
1	5726.33	59.76	68.30	-8.54	45.16	35.16	12.39	32.95	0.00	100		32	PEAK																																																																																									
Limit	Read	Ant	Cable	Preamp	Aux	APos	TPos																																																																																															
Freq	Level	Line	Margin	Level	Factor	Loss	Factor	Factor	Factor	Factor	cm	deg	Remark																																																																																									
MHz	dBuV/m	dBuV/m	dB	dBuV	dB/m	dB	dB	dB	dB	dB	cm	deg	Remark																																																																																									
1	5700.00	100.76	-----	-----	86.21	35.14	12.37	32.96	0.00	100		32	PEAK																																																																																									
Avg	Blank	<table border="1"> <thead> <tr> <th>Limit</th> <th>Read</th> <th>Ant</th> <th>Cable</th> <th>Preamp</th> <th>Aux</th> <th>APos</th> <th>TPos</th> </tr> <tr> <th>Freq</th> <th>Level</th> <th>Line</th> <th>Margin</th> <th>Level</th> <th>Factor</th> <th>Loss</th> <th>Factor</th> <th>Factor</th> <th>Factor</th> <th>Factor</th> <th>cm</th> <th>deg</th> <th>Remark</th> </tr> <tr> <th>MHz</th> <th>dBuV/m</th> <th>dBuV/m</th> <th>dB</th> <th>dBuV</th> <th>dB/m</th> <th>dB</th> <th>dB</th> <th>dB</th> <th>dB</th> <th>dB</th> <th>cm</th> <th>deg</th> <th>Remark</th> </tr> </thead> <tbody> <tr> <td>1</td> <td>5700.00</td> <td>94.26</td> <td>-----</td> <td>-----</td> <td>79.73</td> <td>35.13</td> <td>12.36</td> <td>32.96</td> <td>0.00</td> <td>100</td> <td></td> <td>32</td> <td>AVERAGE</td> </tr> </tbody> </table>	Limit	Read	Ant	Cable	Preamp	Aux	APos	TPos	Freq	Level	Line	Margin	Level	Factor	Loss	Factor	Factor	Factor	Factor	cm	deg	Remark	MHz	dBuV/m	dBuV/m	dB	dBuV	dB/m	dB	dB	dB	dB	dB	cm	deg	Remark	1	5700.00	94.26	-----	-----	79.73	35.13	12.36	32.96	0.00	100		32	AVERAGE																																																		
Limit	Read	Ant	Cable	Preamp	Aux	APos	TPos																																																																																															
Freq	Level	Line	Margin	Level	Factor	Loss	Factor	Factor	Factor	Factor	cm	deg	Remark																																																																																									
MHz	dBuV/m	dBuV/m	dB	dBuV	dB/m	dB	dB	dB	dB	dB	cm	deg	Remark																																																																																									
1	5700.00	94.26	-----	-----	79.73	35.13	12.36	32.96	0.00	100		32	AVERAGE																																																																																									



Mode	9																																																																													
	Harmonic																																																																													
	U-NII-2C_5.47-5.725_802.11a_CH140_5700MHz																																																																													
Pol.	Horizontal	Vertical																																																																												
Peak Avg	<table border="1"> <thead> <tr> <th>Limit</th> <th>Read</th> <th>Ant</th> <th>Cable</th> <th>Preamp</th> <th>Aux</th> <th>APos</th> <th>TPos</th> <th>Remark</th> </tr> <tr> <th>Freq</th> <th>Level</th> <th>Line Margin</th> <th>Level Factor</th> <th>Loss Factor</th> <th>Factor</th> <th></th> <th></th> <th></th> </tr> <tr> <th>MHz</th> <th>dBuV/m</th> <th>dBuV/m</th> <th>dB</th> <th>dBuV</th> <th>dB/m</th> <th>dB</th> <th>dB</th> <th>cm</th> <th>deg</th> </tr> </thead> <tbody> <tr> <td>1 11400.00</td> <td>46.02</td> <td>74.00</td> <td>-27.98</td> <td>54.48</td> <td>38.24</td> <td>14.85</td> <td>61.55</td> <td>0.00</td> <td>300 360 PEAK</td> </tr> </tbody> </table>	Limit	Read	Ant	Cable	Preamp	Aux	APos	TPos	Remark	Freq	Level	Line Margin	Level Factor	Loss Factor	Factor				MHz	dBuV/m	dBuV/m	dB	dBuV	dB/m	dB	dB	cm	deg	1 11400.00	46.02	74.00	-27.98	54.48	38.24	14.85	61.55	0.00	300 360 PEAK	<table border="1"> <thead> <tr> <th>Limit</th> <th>Read</th> <th>Ant</th> <th>Cable</th> <th>Preamp</th> <th>Aux</th> <th>APos</th> <th>TPos</th> <th>Remark</th> </tr> <tr> <th>Freq</th> <th>Level</th> <th>Line Margin</th> <th>Level Factor</th> <th>Loss Factor</th> <th>Factor</th> <th></th> <th></th> <th></th> </tr> <tr> <th>MHz</th> <th>dBuV/m</th> <th>dBuV/m</th> <th>dB</th> <th>dBuV</th> <th>dB/m</th> <th>dB</th> <th>dB</th> <th>cm</th> <th>deg</th> </tr> </thead> <tbody> <tr> <td>1 11400.00</td> <td>47.06</td> <td>74.00</td> <td>-26.94</td> <td>55.52</td> <td>38.24</td> <td>14.85</td> <td>61.55</td> <td>0.00</td> <td>100 360 PEAK</td> </tr> </tbody> </table>	Limit	Read	Ant	Cable	Preamp	Aux	APos	TPos	Remark	Freq	Level	Line Margin	Level Factor	Loss Factor	Factor				MHz	dBuV/m	dBuV/m	dB	dBuV	dB/m	dB	dB	cm	deg	1 11400.00	47.06	74.00	-26.94	55.52	38.24	14.85	61.55	0.00	100 360 PEAK
Limit	Read	Ant	Cable	Preamp	Aux	APos	TPos	Remark																																																																						
Freq	Level	Line Margin	Level Factor	Loss Factor	Factor																																																																									
MHz	dBuV/m	dBuV/m	dB	dBuV	dB/m	dB	dB	cm	deg																																																																					
1 11400.00	46.02	74.00	-27.98	54.48	38.24	14.85	61.55	0.00	300 360 PEAK																																																																					
Limit	Read	Ant	Cable	Preamp	Aux	APos	TPos	Remark																																																																						
Freq	Level	Line Margin	Level Factor	Loss Factor	Factor																																																																									
MHz	dBuV/m	dBuV/m	dB	dBuV	dB/m	dB	dB	cm	deg																																																																					
1 11400.00	47.06	74.00	-26.94	55.52	38.24	14.85	61.55	0.00	100 360 PEAK																																																																					



Mode	10																																																																											
	Band Edge																																																																											
	U-NII-1_5.15-5.25_802.11ac VHT20_CH36_5180MHz																																																																											
Pol.	Horizontal	Fundamental																																																																										
Peak	 <p>Level (dBuV/m) vs Frequency (MHz) plot for Horizontal polarization. The plot shows a signal between 5100 and 5200 MHz. A red horizontal line indicates the 5G BAND 1-3 limit at approximately 74 dBuV/m. The signal peaks at 5180 MHz with a level of approximately 105 dBuV/m.</p> <table border="1"> <thead> <tr> <th>Limit</th> <th>Read</th> <th>Ant</th> <th>Cable</th> <th>Preamp</th> <th>Aux</th> <th>APos</th> <th>TPos</th> </tr> <tr> <th>Freq</th> <th>Level</th> <th>Line</th> <th>Margin</th> <th>Level</th> <th>Factor</th> <th>Loss</th> <th>Factor</th> </tr> <tr> <th>MHz</th> <th>dBuV/m</th> <th>dBuV/m</th> <th>dB</th> <th>dBuV</th> <th>dB/m</th> <th>dB</th> <th>dB</th> </tr> </thead> <tbody> <tr> <td>1</td> <td>5125.60</td> <td>55.23</td> <td>74.00</td> <td>-18.77</td> <td>41.94</td> <td>34.60</td> <td>11.84</td> <td>33.15</td> <td>0.00</td> <td>100</td> <td>237</td> <td>PEAK</td> </tr> </tbody> </table>	Limit	Read	Ant	Cable	Preamp	Aux	APos	TPos	Freq	Level	Line	Margin	Level	Factor	Loss	Factor	MHz	dBuV/m	dBuV/m	dB	dBuV	dB/m	dB	dB	1	5125.60	55.23	74.00	-18.77	41.94	34.60	11.84	33.15	0.00	100	237	PEAK	 <p>Level (dBuV/m) vs Frequency (MHz) plot for Fundamental polarization. The plot shows a signal between 1000 and 7000 MHz. A red horizontal line indicates the 5G BAND 1-3 limit at approximately 74 dBuV/m. The signal peaks at 5180 MHz with a level of approximately 105 dBuV/m.</p> <table border="1"> <thead> <tr> <th>Limit</th> <th>Read</th> <th>Ant</th> <th>Cable</th> <th>Preamp</th> <th>Aux</th> <th>APos</th> <th>TPos</th> </tr> <tr> <th>Freq</th> <th>Level</th> <th>Line</th> <th>Margin</th> <th>Level</th> <th>Factor</th> <th>Loss</th> <th>Factor</th> </tr> <tr> <th>MHz</th> <th>dBuV/m</th> <th>dBuV/m</th> <th>dB</th> <th>dBuV</th> <th>dB/m</th> <th>dB</th> <th>dB</th> </tr> </thead> <tbody> <tr> <td>1</td> <td>5180.00</td> <td>106.56</td> <td>-----</td> <td>-----</td> <td>93.16</td> <td>34.64</td> <td>11.89</td> <td>33.13</td> <td>0.00</td> <td>100</td> <td>237</td> <td>PEAK</td> </tr> </tbody> </table>	Limit	Read	Ant	Cable	Preamp	Aux	APos	TPos	Freq	Level	Line	Margin	Level	Factor	Loss	Factor	MHz	dBuV/m	dBuV/m	dB	dBuV	dB/m	dB	dB	1	5180.00	106.56	-----	-----	93.16	34.64	11.89	33.13	0.00	100	237	PEAK
Limit	Read	Ant	Cable	Preamp	Aux	APos	TPos																																																																					
Freq	Level	Line	Margin	Level	Factor	Loss	Factor																																																																					
MHz	dBuV/m	dBuV/m	dB	dBuV	dB/m	dB	dB																																																																					
1	5125.60	55.23	74.00	-18.77	41.94	34.60	11.84	33.15	0.00	100	237	PEAK																																																																
Limit	Read	Ant	Cable	Preamp	Aux	APos	TPos																																																																					
Freq	Level	Line	Margin	Level	Factor	Loss	Factor																																																																					
MHz	dBuV/m	dBuV/m	dB	dBuV	dB/m	dB	dB																																																																					
1	5180.00	106.56	-----	-----	93.16	34.64	11.89	33.13	0.00	100	237	PEAK																																																																
Avg	 <p>Level (dBuV/m) vs Frequency (MHz) plot for Average Horizontal polarization. The plot shows a signal between 5100 and 5200 MHz. A red horizontal line indicates the 5G BAND 1-3 (AVG) limit at approximately 54 dBuV/m. The signal peaks at 5180 MHz with a level of approximately 105 dBuV/m.</p> <table border="1"> <thead> <tr> <th>Limit</th> <th>Read</th> <th>Ant</th> <th>Cable</th> <th>Preamp</th> <th>Aux</th> <th>APos</th> <th>TPos</th> </tr> <tr> <th>Freq</th> <th>Level</th> <th>Line</th> <th>Margin</th> <th>Level</th> <th>Factor</th> <th>Loss</th> <th>Factor</th> </tr> <tr> <th>MHz</th> <th>dBuV/m</th> <th>dBuV/m</th> <th>dB</th> <th>dBuV</th> <th>dB/m</th> <th>dB</th> <th>dB</th> </tr> </thead> <tbody> <tr> <td>1</td> <td>5147.50</td> <td>47.04</td> <td>54.00</td> <td>-6.96</td> <td>33.70</td> <td>34.62</td> <td>11.86</td> <td>33.14</td> <td>0.00</td> <td>100</td> <td>237</td> <td>AVERAGE</td> </tr> </tbody> </table>	Limit	Read	Ant	Cable	Preamp	Aux	APos	TPos	Freq	Level	Line	Margin	Level	Factor	Loss	Factor	MHz	dBuV/m	dBuV/m	dB	dBuV	dB/m	dB	dB	1	5147.50	47.04	54.00	-6.96	33.70	34.62	11.86	33.14	0.00	100	237	AVERAGE	 <p>Level (dBuV/m) vs Frequency (MHz) plot for Average Fundamental polarization. The plot shows a signal between 1000 and 7000 MHz. A red horizontal line indicates the 5G BAND 1-3 (AVG) limit at approximately 54 dBuV/m. The signal peaks at 5180 MHz with a level of approximately 105 dBuV/m.</p> <table border="1"> <thead> <tr> <th>Limit</th> <th>Read</th> <th>Ant</th> <th>Cable</th> <th>Preamp</th> <th>Aux</th> <th>APos</th> <th>TPos</th> </tr> <tr> <th>Freq</th> <th>Level</th> <th>Line</th> <th>Margin</th> <th>Level</th> <th>Factor</th> <th>Loss</th> <th>Factor</th> </tr> <tr> <th>MHz</th> <th>dBuV/m</th> <th>dBuV/m</th> <th>dB</th> <th>dBuV</th> <th>dB/m</th> <th>dB</th> <th>dB</th> </tr> </thead> <tbody> <tr> <td>1</td> <td>5180.00</td> <td>100.36</td> <td>-----</td> <td>-----</td> <td>86.95</td> <td>34.65</td> <td>11.89</td> <td>33.13</td> <td>0.00</td> <td>100</td> <td>237</td> <td>AVERAGE</td> </tr> </tbody> </table>	Limit	Read	Ant	Cable	Preamp	Aux	APos	TPos	Freq	Level	Line	Margin	Level	Factor	Loss	Factor	MHz	dBuV/m	dBuV/m	dB	dBuV	dB/m	dB	dB	1	5180.00	100.36	-----	-----	86.95	34.65	11.89	33.13	0.00	100	237	AVERAGE
Limit	Read	Ant	Cable	Preamp	Aux	APos	TPos																																																																					
Freq	Level	Line	Margin	Level	Factor	Loss	Factor																																																																					
MHz	dBuV/m	dBuV/m	dB	dBuV	dB/m	dB	dB																																																																					
1	5147.50	47.04	54.00	-6.96	33.70	34.62	11.86	33.14	0.00	100	237	AVERAGE																																																																
Limit	Read	Ant	Cable	Preamp	Aux	APos	TPos																																																																					
Freq	Level	Line	Margin	Level	Factor	Loss	Factor																																																																					
MHz	dBuV/m	dBuV/m	dB	dBuV	dB/m	dB	dB																																																																					
1	5180.00	100.36	-----	-----	86.95	34.65	11.89	33.13	0.00	100	237	AVERAGE																																																																





		10																																																																										
Mode		Band Edge																																																																										
		U-NII-1_5.15-5.25_802.11ac VHT20_CH36_5180MHz																																																																										
Pol.	Vertical	Fundamental																																																																										
Peak	<table border="1"> <thead> <tr> <th>Limit</th> <th>Read</th> <th>Ant</th> <th>Cable</th> <th>Preamp</th> <th>Aux</th> <th>APos</th> <th>TPos</th> </tr> <tr> <th>Freq</th> <th>Level</th> <th>Line</th> <th>Margin</th> <th>Level</th> <th>Factor</th> <th>Loss</th> <th>Factor</th> </tr> <tr> <th>MHz</th> <th>dBuV/m</th> <th>dBuV/m</th> <th>dB</th> <th>dBuV</th> <th>dB/m</th> <th>dB</th> <th>dB</th> </tr> </thead> <tbody> <tr> <td>1</td> <td>5146.70</td> <td>54.67</td> <td>74.00</td> <td>-19.33</td> <td>41.33</td> <td>34.62</td> <td>11.86</td> <td>33.14</td> <td>0.00</td> <td>399</td> <td>358</td> <td>PEAK</td> </tr> </tbody> </table>	Limit	Read	Ant	Cable	Preamp	Aux	APos	TPos	Freq	Level	Line	Margin	Level	Factor	Loss	Factor	MHz	dBuV/m	dBuV/m	dB	dBuV	dB/m	dB	dB	1	5146.70	54.67	74.00	-19.33	41.33	34.62	11.86	33.14	0.00	399	358	PEAK	<table border="1"> <thead> <tr> <th>Limit</th> <th>Read</th> <th>Ant</th> <th>Cable</th> <th>Preamp</th> <th>Aux</th> <th>APos</th> <th>TPos</th> </tr> <tr> <th>Freq</th> <th>Level</th> <th>Line</th> <th>Margin</th> <th>Level</th> <th>Factor</th> <th>Loss</th> <th>Factor</th> </tr> <tr> <th>MHz</th> <th>dBuV/m</th> <th>dBuV/m</th> <th>dB</th> <th>dBuV</th> <th>dB/m</th> <th>dB</th> <th>dB</th> </tr> </thead> <tbody> <tr> <td>1</td> <td>5180.00</td> <td>103.06</td> <td>-----</td> <td>-----</td> <td>89.65</td> <td>34.65</td> <td>11.89</td> <td>33.13</td> <td>0.00</td> <td>399</td> <td>358</td> <td>PEAK</td> </tr> </tbody> </table>	Limit	Read	Ant	Cable	Preamp	Aux	APos	TPos	Freq	Level	Line	Margin	Level	Factor	Loss	Factor	MHz	dBuV/m	dBuV/m	dB	dBuV	dB/m	dB	dB	1	5180.00	103.06	-----	-----	89.65	34.65	11.89	33.13	0.00	399	358	PEAK
Limit	Read	Ant	Cable	Preamp	Aux	APos	TPos																																																																					
Freq	Level	Line	Margin	Level	Factor	Loss	Factor																																																																					
MHz	dBuV/m	dBuV/m	dB	dBuV	dB/m	dB	dB																																																																					
1	5146.70	54.67	74.00	-19.33	41.33	34.62	11.86	33.14	0.00	399	358	PEAK																																																																
Limit	Read	Ant	Cable	Preamp	Aux	APos	TPos																																																																					
Freq	Level	Line	Margin	Level	Factor	Loss	Factor																																																																					
MHz	dBuV/m	dBuV/m	dB	dBuV	dB/m	dB	dB																																																																					
1	5180.00	103.06	-----	-----	89.65	34.65	11.89	33.13	0.00	399	358	PEAK																																																																
Avg	<table border="1"> <thead> <tr> <th>Limit</th> <th>Read</th> <th>Ant</th> <th>Cable</th> <th>Preamp</th> <th>Aux</th> <th>APos</th> <th>TPos</th> </tr> <tr> <th>Freq</th> <th>Level</th> <th>Line</th> <th>Margin</th> <th>Level</th> <th>Factor</th> <th>Loss</th> <th>Factor</th> </tr> <tr> <th>MHz</th> <th>dBuV/m</th> <th>dBuV/m</th> <th>dB</th> <th>dBuV</th> <th>dB/m</th> <th>dB</th> <th>dB</th> </tr> </thead> <tbody> <tr> <td>1</td> <td>5147.20</td> <td>45.99</td> <td>54.00</td> <td>-8.01</td> <td>32.65</td> <td>34.62</td> <td>11.86</td> <td>33.14</td> <td>0.00</td> <td>399</td> <td>358</td> <td>AVERAGE</td> </tr> </tbody> </table>	Limit	Read	Ant	Cable	Preamp	Aux	APos	TPos	Freq	Level	Line	Margin	Level	Factor	Loss	Factor	MHz	dBuV/m	dBuV/m	dB	dBuV	dB/m	dB	dB	1	5147.20	45.99	54.00	-8.01	32.65	34.62	11.86	33.14	0.00	399	358	AVERAGE	<table border="1"> <thead> <tr> <th>Limit</th> <th>Read</th> <th>Ant</th> <th>Cable</th> <th>Preamp</th> <th>Aux</th> <th>APos</th> <th>TPos</th> </tr> <tr> <th>Freq</th> <th>Level</th> <th>Line</th> <th>Margin</th> <th>Level</th> <th>Factor</th> <th>Loss</th> <th>Factor</th> </tr> <tr> <th>MHz</th> <th>dBuV/m</th> <th>dBuV/m</th> <th>dB</th> <th>dBuV</th> <th>dB/m</th> <th>dB</th> <th>dB</th> </tr> </thead> <tbody> <tr> <td>1</td> <td>5180.00</td> <td>96.15</td> <td>-----</td> <td>-----</td> <td>82.75</td> <td>34.64</td> <td>11.89</td> <td>33.13</td> <td>0.00</td> <td>399</td> <td>358</td> <td>AVERAGE</td> </tr> </tbody> </table>	Limit	Read	Ant	Cable	Preamp	Aux	APos	TPos	Freq	Level	Line	Margin	Level	Factor	Loss	Factor	MHz	dBuV/m	dBuV/m	dB	dBuV	dB/m	dB	dB	1	5180.00	96.15	-----	-----	82.75	34.64	11.89	33.13	0.00	399	358	AVERAGE
Limit	Read	Ant	Cable	Preamp	Aux	APos	TPos																																																																					
Freq	Level	Line	Margin	Level	Factor	Loss	Factor																																																																					
MHz	dBuV/m	dBuV/m	dB	dBuV	dB/m	dB	dB																																																																					
1	5147.20	45.99	54.00	-8.01	32.65	34.62	11.86	33.14	0.00	399	358	AVERAGE																																																																
Limit	Read	Ant	Cable	Preamp	Aux	APos	TPos																																																																					
Freq	Level	Line	Margin	Level	Factor	Loss	Factor																																																																					
MHz	dBuV/m	dBuV/m	dB	dBuV	dB/m	dB	dB																																																																					
1	5180.00	96.15	-----	-----	82.75	34.64	11.89	33.13	0.00	399	358	AVERAGE																																																																



Mode	10																																																																									
	Harmonic																																																																									
	U-NII-1_5.15-5.25_802.11ac VHT20_CH36_5180MHz																																																																									
Pol.	Horizontal	Vertical																																																																								
Peak Avg	<table border="1"> <thead> <tr> <th>Limit</th> <th>Read</th> <th>Ant</th> <th>Cable</th> <th>Preamp</th> <th>Aux</th> <th>APos</th> <th>TPos</th> </tr> <tr> <th>Freq</th> <th>Level</th> <th>Line Margin</th> <th>Level Factor</th> <th>Loss Factor</th> <th>Factor</th> <th></th> <th>Remark</th> </tr> <tr> <th>MHz</th> <th>dBuV/m</th> <th>dBuV/m</th> <th>dB</th> <th>dBuV</th> <th>dB/m</th> <th>dB</th> <th>dB</th> </tr> </thead> <tbody> <tr> <td>1 10360.00</td> <td>49.85</td> <td>68.30</td> <td>-18.45</td> <td>59.96</td> <td>37.64</td> <td>14.13</td> <td>61.88</td> <td>0.00</td> <td>300</td> <td>360</td> <td>PEAK</td> </tr> </tbody> </table>	Limit	Read	Ant	Cable	Preamp	Aux	APos	TPos	Freq	Level	Line Margin	Level Factor	Loss Factor	Factor		Remark	MHz	dBuV/m	dBuV/m	dB	dBuV	dB/m	dB	dB	1 10360.00	49.85	68.30	-18.45	59.96	37.64	14.13	61.88	0.00	300	360	PEAK	<table border="1"> <thead> <tr> <th>Limit</th> <th>Read</th> <th>Ant</th> <th>Cable</th> <th>Preamp</th> <th>Aux</th> <th>APos</th> <th>TPos</th> </tr> <tr> <th>Freq</th> <th>Level</th> <th>Line Margin</th> <th>Level Factor</th> <th>Loss Factor</th> <th>Factor</th> <th></th> <th>Remark</th> </tr> <tr> <th>MHz</th> <th>dBuV/m</th> <th>dBuV/m</th> <th>dB</th> <th>dBuV</th> <th>dB/m</th> <th>dB</th> <th>dB</th> </tr> </thead> <tbody> <tr> <td>1 10360.00</td> <td>48.91</td> <td>68.30</td> <td>-19.39</td> <td>59.02</td> <td>37.64</td> <td>14.13</td> <td>61.88</td> <td>0.00</td> <td>100</td> <td>360</td> <td>PEAK</td> </tr> </tbody> </table>	Limit	Read	Ant	Cable	Preamp	Aux	APos	TPos	Freq	Level	Line Margin	Level Factor	Loss Factor	Factor		Remark	MHz	dBuV/m	dBuV/m	dB	dBuV	dB/m	dB	dB	1 10360.00	48.91	68.30	-19.39	59.02	37.64	14.13	61.88	0.00	100	360	PEAK
Limit	Read	Ant	Cable	Preamp	Aux	APos	TPos																																																																			
Freq	Level	Line Margin	Level Factor	Loss Factor	Factor		Remark																																																																			
MHz	dBuV/m	dBuV/m	dB	dBuV	dB/m	dB	dB																																																																			
1 10360.00	49.85	68.30	-18.45	59.96	37.64	14.13	61.88	0.00	300	360	PEAK																																																															
Limit	Read	Ant	Cable	Preamp	Aux	APos	TPos																																																																			
Freq	Level	Line Margin	Level Factor	Loss Factor	Factor		Remark																																																																			
MHz	dBuV/m	dBuV/m	dB	dBuV	dB/m	dB	dB																																																																			
1 10360.00	48.91	68.30	-19.39	59.02	37.64	14.13	61.88	0.00	100	360	PEAK																																																															



Mode	11																																																																																	
	Harmonic																																																																																	
	U-NII-1_5.15-5.25_802.11ac VHT20_CH44_5220MHz																																																																																	
Pol.	Horizontal	Vertical																																																																																
Peak Avg	<table border="1"> <thead> <tr> <th>Limit</th> <th>Read</th> <th>Ant</th> <th>Cable</th> <th>Preamp</th> <th>Aux</th> <th>APos</th> <th>TPos</th> </tr> <tr> <th>Freq</th> <th>Level</th> <th>Line Margin</th> <th>Level Factor</th> <th>Loss Factor</th> <th>Factor</th> <th></th> <th>Remark</th> </tr> <tr> <th>MHz</th> <th>dBuV/m</th> <th>dBuV/m</th> <th>dB</th> <th>dBuV</th> <th>dB/m</th> <th>dB</th> <th>dB</th> </tr> </thead> <tbody> <tr> <td>1 10440.00</td> <td>49.31</td> <td>68.30</td> <td>-18.99</td> <td>59.18</td> <td>37.68</td> <td>14.18</td> <td>61.73</td> </tr> <tr> <td></td> <td></td> <td></td> <td></td> <td></td> <td></td> <td>0.00</td> <td>300 360 PEAK</td> </tr> </tbody> </table>	Limit	Read	Ant	Cable	Preamp	Aux	APos	TPos	Freq	Level	Line Margin	Level Factor	Loss Factor	Factor		Remark	MHz	dBuV/m	dBuV/m	dB	dBuV	dB/m	dB	dB	1 10440.00	49.31	68.30	-18.99	59.18	37.68	14.18	61.73							0.00	300 360 PEAK	<table border="1"> <thead> <tr> <th>Limit</th> <th>Read</th> <th>Ant</th> <th>Cable</th> <th>Preamp</th> <th>Aux</th> <th>APos</th> <th>TPos</th> </tr> <tr> <th>Freq</th> <th>Level</th> <th>Line Margin</th> <th>Level Factor</th> <th>Loss Factor</th> <th>Factor</th> <th></th> <th>Remark</th> </tr> <tr> <th>MHz</th> <th>dBuV/m</th> <th>dBuV/m</th> <th>dB</th> <th>dBuV</th> <th>dB/m</th> <th>dB</th> <th>dB</th> </tr> </thead> <tbody> <tr> <td>1 10440.00</td> <td>47.37</td> <td>68.30</td> <td>-20.93</td> <td>57.24</td> <td>37.68</td> <td>14.18</td> <td>61.73</td> </tr> <tr> <td></td> <td></td> <td></td> <td></td> <td></td> <td></td> <td>0.00</td> <td>100 360 PEAK</td> </tr> </tbody> </table>	Limit	Read	Ant	Cable	Preamp	Aux	APos	TPos	Freq	Level	Line Margin	Level Factor	Loss Factor	Factor		Remark	MHz	dBuV/m	dBuV/m	dB	dBuV	dB/m	dB	dB	1 10440.00	47.37	68.30	-20.93	57.24	37.68	14.18	61.73							0.00	100 360 PEAK
Limit	Read	Ant	Cable	Preamp	Aux	APos	TPos																																																																											
Freq	Level	Line Margin	Level Factor	Loss Factor	Factor		Remark																																																																											
MHz	dBuV/m	dBuV/m	dB	dBuV	dB/m	dB	dB																																																																											
1 10440.00	49.31	68.30	-18.99	59.18	37.68	14.18	61.73																																																																											
						0.00	300 360 PEAK																																																																											
Limit	Read	Ant	Cable	Preamp	Aux	APos	TPos																																																																											
Freq	Level	Line Margin	Level Factor	Loss Factor	Factor		Remark																																																																											
MHz	dBuV/m	dBuV/m	dB	dBuV	dB/m	dB	dB																																																																											
1 10440.00	47.37	68.30	-20.93	57.24	37.68	14.18	61.73																																																																											
						0.00	100 360 PEAK																																																																											



Mode	12																																																																																															
	Harmonic																																																																																															
	U-NII-1_5.15-5.25_802.11ac VHT20_CH48_5240MHz																																																																																															
Pol.	Horizontal	Vertical																																																																																														
Peak Avg	<table border="1"> <thead> <tr> <th>Limit</th> <th>Read</th> <th>Ant</th> <th>Cable</th> <th>Preamp</th> <th>Aux</th> <th>APos</th> <th>TPos</th> </tr> <tr> <th>Freq</th> <th>Level</th> <th>Line</th> <th>Margin</th> <th>Level</th> <th>Factor</th> <th>Loss</th> <th>Factor</th> <th>Factor</th> <th>Factor</th> <th>cm</th> <th>deg</th> <th>Remark</th> </tr> <tr> <th>MHz</th> <th>dBuV/m</th> <th>dBuV/m</th> <th>dB</th> <th>dBuV</th> <th>dB/m</th> <th>dB</th> <th>dB</th> <th>dB</th> <th>dB</th> <th>cm</th> <th>deg</th> <th>Remark</th> </tr> </thead> <tbody> <tr> <td>1 10480.00</td> <td>47.80</td> <td>68.30</td> <td>-20.50</td> <td>57.56</td> <td>37.69</td> <td>14.21</td> <td>61.66</td> <td>0.00</td> <td>300</td> <td>360</td> <td></td> <td>PEAK</td> </tr> </tbody> </table>	Limit	Read	Ant	Cable	Preamp	Aux	APos	TPos	Freq	Level	Line	Margin	Level	Factor	Loss	Factor	Factor	Factor	cm	deg	Remark	MHz	dBuV/m	dBuV/m	dB	dBuV	dB/m	dB	dB	dB	dB	cm	deg	Remark	1 10480.00	47.80	68.30	-20.50	57.56	37.69	14.21	61.66	0.00	300	360		PEAK	<table border="1"> <thead> <tr> <th>Limit</th> <th>Read</th> <th>Ant</th> <th>Cable</th> <th>Preamp</th> <th>Aux</th> <th>APos</th> <th>TPos</th> </tr> <tr> <th>Freq</th> <th>Level</th> <th>Line</th> <th>Margin</th> <th>Level</th> <th>Factor</th> <th>Loss</th> <th>Factor</th> <th>Factor</th> <th>Factor</th> <th>cm</th> <th>deg</th> <th>Remark</th> </tr> <tr> <th>MHz</th> <th>dBuV/m</th> <th>dBuV/m</th> <th>dB</th> <th>dBuV</th> <th>dB/m</th> <th>dB</th> <th>dB</th> <th>dB</th> <th>dB</th> <th>cm</th> <th>deg</th> <th>Remark</th> </tr> </thead> <tbody> <tr> <td>1 10480.00</td> <td>47.85</td> <td>68.30</td> <td>-20.45</td> <td>57.61</td> <td>37.69</td> <td>14.21</td> <td>61.66</td> <td>0.00</td> <td>100</td> <td>360</td> <td></td> <td>PEAK</td> </tr> </tbody> </table>	Limit	Read	Ant	Cable	Preamp	Aux	APos	TPos	Freq	Level	Line	Margin	Level	Factor	Loss	Factor	Factor	Factor	cm	deg	Remark	MHz	dBuV/m	dBuV/m	dB	dBuV	dB/m	dB	dB	dB	dB	cm	deg	Remark	1 10480.00	47.85	68.30	-20.45	57.61	37.69	14.21	61.66	0.00	100	360		PEAK
Limit	Read	Ant	Cable	Preamp	Aux	APos	TPos																																																																																									
Freq	Level	Line	Margin	Level	Factor	Loss	Factor	Factor	Factor	cm	deg	Remark																																																																																				
MHz	dBuV/m	dBuV/m	dB	dBuV	dB/m	dB	dB	dB	dB	cm	deg	Remark																																																																																				
1 10480.00	47.80	68.30	-20.50	57.56	37.69	14.21	61.66	0.00	300	360		PEAK																																																																																				
Limit	Read	Ant	Cable	Preamp	Aux	APos	TPos																																																																																									
Freq	Level	Line	Margin	Level	Factor	Loss	Factor	Factor	Factor	cm	deg	Remark																																																																																				
MHz	dBuV/m	dBuV/m	dB	dBuV	dB/m	dB	dB	dB	dB	cm	deg	Remark																																																																																				
1 10480.00	47.85	68.30	-20.45	57.61	37.69	14.21	61.66	0.00	100	360		PEAK																																																																																				



Mode	13																																																																																																													
	Harmonic																																																																																																													
	U-NII-2A_5.25-5.35_802.11ac VHT20_CH52_5260MHz																																																																																																													
Pol.	Horizontal	Vertical																																																																																																												
Peak Avg	<table border="1"> <thead> <tr> <th>Limit</th> <th>Read</th> <th>Ant</th> <th>Cable</th> <th>Preamp</th> <th>Aux</th> <th>APos</th> <th>TPos</th> <th>Remark</th> </tr> <tr> <th>Freq</th> <th>Level</th> <th>Line</th> <th>Margin</th> <th>Level</th> <th>Factor</th> <th>Loss</th> <th>Factor</th> <th>Factor</th> </tr> <tr> <th>MHz</th> <th>dBuV/m</th> <th>dBuV/m</th> <th>dB</th> <th>dBuV</th> <th>dB/m</th> <th>dB</th> <th>dB</th> <th>cm</th> <th>deg</th> </tr> </thead> <tbody> <tr> <td>1</td> <td>7022.00</td> <td>58.53</td> <td>68.30</td> <td>-9.77</td> <td>73.35</td> <td>35.70</td> <td>11.51</td> <td>62.03</td> <td>0.00</td> <td>100</td> <td>64</td> <td>Peak</td> </tr> <tr> <td>2</td> <td>10520.00</td> <td>47.37</td> <td>68.30</td> <td>-20.93</td> <td>57.04</td> <td>37.71</td> <td>14.24</td> <td>61.62</td> <td>0.00</td> <td>300</td> <td>360</td> <td>PEAK</td> </tr> </tbody> </table>	Limit	Read	Ant	Cable	Preamp	Aux	APos	TPos	Remark	Freq	Level	Line	Margin	Level	Factor	Loss	Factor	Factor	MHz	dBuV/m	dBuV/m	dB	dBuV	dB/m	dB	dB	cm	deg	1	7022.00	58.53	68.30	-9.77	73.35	35.70	11.51	62.03	0.00	100	64	Peak	2	10520.00	47.37	68.30	-20.93	57.04	37.71	14.24	61.62	0.00	300	360	PEAK	<table border="1"> <thead> <tr> <th>Limit</th> <th>Read</th> <th>Ant</th> <th>Cable</th> <th>Preamp</th> <th>Aux</th> <th>APos</th> <th>TPos</th> <th>Remark</th> </tr> <tr> <th>Freq</th> <th>Level</th> <th>Line</th> <th>Margin</th> <th>Level</th> <th>Factor</th> <th>Loss</th> <th>Factor</th> <th>Factor</th> </tr> <tr> <th>MHz</th> <th>dBuV/m</th> <th>dBuV/m</th> <th>dB</th> <th>dBuV</th> <th>dB/m</th> <th>dB</th> <th>dB</th> <th>cm</th> <th>deg</th> </tr> </thead> <tbody> <tr> <td>1</td> <td>7022.00</td> <td>54.66</td> <td>68.30</td> <td>-13.64</td> <td>69.48</td> <td>35.70</td> <td>11.51</td> <td>62.03</td> <td>0.00</td> <td>100</td> <td>260</td> <td>Peak</td> </tr> <tr> <td>2</td> <td>10531.00</td> <td>48.57</td> <td>68.30</td> <td>-19.73</td> <td>58.23</td> <td>37.72</td> <td>14.24</td> <td>61.62</td> <td>0.00</td> <td>100</td> <td>256</td> <td>Peak</td> </tr> </tbody> </table>	Limit	Read	Ant	Cable	Preamp	Aux	APos	TPos	Remark	Freq	Level	Line	Margin	Level	Factor	Loss	Factor	Factor	MHz	dBuV/m	dBuV/m	dB	dBuV	dB/m	dB	dB	cm	deg	1	7022.00	54.66	68.30	-13.64	69.48	35.70	11.51	62.03	0.00	100	260	Peak	2	10531.00	48.57	68.30	-19.73	58.23	37.72	14.24	61.62	0.00	100	256	Peak
Limit	Read	Ant	Cable	Preamp	Aux	APos	TPos	Remark																																																																																																						
Freq	Level	Line	Margin	Level	Factor	Loss	Factor	Factor																																																																																																						
MHz	dBuV/m	dBuV/m	dB	dBuV	dB/m	dB	dB	cm	deg																																																																																																					
1	7022.00	58.53	68.30	-9.77	73.35	35.70	11.51	62.03	0.00	100	64	Peak																																																																																																		
2	10520.00	47.37	68.30	-20.93	57.04	37.71	14.24	61.62	0.00	300	360	PEAK																																																																																																		
Limit	Read	Ant	Cable	Preamp	Aux	APos	TPos	Remark																																																																																																						
Freq	Level	Line	Margin	Level	Factor	Loss	Factor	Factor																																																																																																						
MHz	dBuV/m	dBuV/m	dB	dBuV	dB/m	dB	dB	cm	deg																																																																																																					
1	7022.00	54.66	68.30	-13.64	69.48	35.70	11.51	62.03	0.00	100	260	Peak																																																																																																		
2	10531.00	48.57	68.30	-19.73	58.23	37.72	14.24	61.62	0.00	100	256	Peak																																																																																																		



Mode	14																																																																																																											
	Harmonic																																																																																																											
	U-NII-2A_5.25-5.35_802.11ac VHT20_CH60_5300MHz																																																																																																											
Pol.	Horizontal	Vertical																																																																																																										
Peak																																																																																																												
Avg																																																																																																												
	<table border="1"> <thead> <tr> <th>Limit</th> <th>Read</th> <th>Ant</th> <th>Cable</th> <th>Preamp</th> <th>Aux</th> <th>APos</th> <th>TPos</th> <th>Remark</th> </tr> <tr> <th>Freq</th> <th>Level</th> <th>Line</th> <th>Margin</th> <th>Level</th> <th>Factor</th> <th>Loss</th> <th>Factor</th> <th>Factor</th> </tr> <tr> <th>MHz</th> <th>dBuV/m</th> <th>dBuV/m</th> <th>dB</th> <th>dBuV</th> <th>dB/m</th> <th>dB</th> <th>dB</th> <th>dB</th> </tr> </thead> <tbody> <tr> <td>1</td> <td>7077.00</td> <td>57.44</td> <td>68.30</td> <td>-10.86</td> <td>72.22</td> <td>35.70</td> <td>11.55</td> <td>62.03</td> <td>0.00</td> <td>100</td> <td>60</td> <td>Peak</td> </tr> <tr> <td>2</td> <td>10600.01</td> <td>46.28</td> <td>74.00</td> <td>-27.72</td> <td>55.87</td> <td>37.76</td> <td>14.29</td> <td>61.64</td> <td>0.00</td> <td>100</td> <td>360</td> <td>Peak</td> </tr> </tbody> </table>	Limit	Read	Ant	Cable	Preamp	Aux	APos	TPos	Remark	Freq	Level	Line	Margin	Level	Factor	Loss	Factor	Factor	MHz	dBuV/m	dBuV/m	dB	dBuV	dB/m	dB	dB	dB	1	7077.00	57.44	68.30	-10.86	72.22	35.70	11.55	62.03	0.00	100	60	Peak	2	10600.01	46.28	74.00	-27.72	55.87	37.76	14.29	61.64	0.00	100	360	Peak	<table border="1"> <thead> <tr> <th>Limit</th> <th>Read</th> <th>Ant</th> <th>Cable</th> <th>Preamp</th> <th>Aux</th> <th>APos</th> <th>TPos</th> <th>Remark</th> </tr> <tr> <th>Freq</th> <th>Level</th> <th>Line</th> <th>Margin</th> <th>Level</th> <th>Factor</th> <th>Loss</th> <th>Factor</th> <th>Factor</th> </tr> <tr> <th>MHz</th> <th>dBuV/m</th> <th>dBuV/m</th> <th>dB</th> <th>dBuV</th> <th>dB/m</th> <th>dB</th> <th>dB</th> <th>dB</th> </tr> </thead> <tbody> <tr> <td>1</td> <td>7077.00</td> <td>54.18</td> <td>68.30</td> <td>-14.12</td> <td>68.96</td> <td>35.70</td> <td>11.55</td> <td>62.03</td> <td>0.00</td> <td>100</td> <td>277</td> <td>Peak</td> </tr> <tr> <td>2</td> <td>10600.01</td> <td>47.26</td> <td>74.00</td> <td>-26.74</td> <td>56.85</td> <td>37.76</td> <td>14.29</td> <td>61.64</td> <td>0.00</td> <td>100</td> <td>269</td> <td>Peak</td> </tr> </tbody> </table>	Limit	Read	Ant	Cable	Preamp	Aux	APos	TPos	Remark	Freq	Level	Line	Margin	Level	Factor	Loss	Factor	Factor	MHz	dBuV/m	dBuV/m	dB	dBuV	dB/m	dB	dB	dB	1	7077.00	54.18	68.30	-14.12	68.96	35.70	11.55	62.03	0.00	100	277	Peak	2	10600.01	47.26	74.00	-26.74	56.85	37.76	14.29	61.64	0.00	100	269	Peak
Limit	Read	Ant	Cable	Preamp	Aux	APos	TPos	Remark																																																																																																				
Freq	Level	Line	Margin	Level	Factor	Loss	Factor	Factor																																																																																																				
MHz	dBuV/m	dBuV/m	dB	dBuV	dB/m	dB	dB	dB																																																																																																				
1	7077.00	57.44	68.30	-10.86	72.22	35.70	11.55	62.03	0.00	100	60	Peak																																																																																																
2	10600.01	46.28	74.00	-27.72	55.87	37.76	14.29	61.64	0.00	100	360	Peak																																																																																																
Limit	Read	Ant	Cable	Preamp	Aux	APos	TPos	Remark																																																																																																				
Freq	Level	Line	Margin	Level	Factor	Loss	Factor	Factor																																																																																																				
MHz	dBuV/m	dBuV/m	dB	dBuV	dB/m	dB	dB	dB																																																																																																				
1	7077.00	54.18	68.30	-14.12	68.96	35.70	11.55	62.03	0.00	100	277	Peak																																																																																																
2	10600.01	47.26	74.00	-26.74	56.85	37.76	14.29	61.64	0.00	100	269	Peak																																																																																																



		15																																																																																							
Mode	Band Edge																																																																																								
	U-NII-2A_5.25-5.35_802.11ac VHT20_CH64_5320MHz																																																																																								
Pol.	Horizontal		Fundamental																																																																																						
Peak																																																																																									
	<table border="1"> <thead> <tr> <th>Limit</th> <th>Read</th> <th>Ant</th> <th>Cable</th> <th>Preamp</th> <th>Aux</th> <th>APos</th> <th>TPos</th> <th colspan="2"></th> </tr> <tr> <th>Freq</th> <th>Level</th> <th>Line</th> <th>Margin</th> <th>Level</th> <th>Factor</th> <th>Loss</th> <th>Factor</th> <th>Factor</th> <th>Remark</th> </tr> <tr> <th>MHz</th> <th>dBuV/m</th> <th>dBuV/m</th> <th>dB</th> <th>dBuV</th> <th>dB/m</th> <th>dB</th> <th>dB</th> <th>dB</th> <th>cm</th> <th>deg</th> </tr> </thead> <tbody> <tr> <td>1</td> <td>5359.34</td> <td>55.39</td> <td>74.00</td> <td>-18.61</td> <td>41.62</td> <td>34.79</td> <td>12.05</td> <td>33.07</td> <td>0.00</td> <td>111</td> <td>263</td> <td>PEAK</td> </tr> </tbody> </table>	Limit	Read	Ant	Cable	Preamp	Aux	APos	TPos			Freq	Level	Line	Margin	Level	Factor	Loss	Factor	Factor	Remark	MHz	dBuV/m	dBuV/m	dB	dBuV	dB/m	dB	dB	dB	cm	deg	1	5359.34	55.39	74.00	-18.61	41.62	34.79	12.05	33.07	0.00	111	263	PEAK	<table border="1"> <thead> <tr> <th>Limit</th> <th>Read</th> <th>Ant</th> <th>Cable</th> <th>Preamp</th> <th>Aux</th> <th>APos</th> <th>TPos</th> <th colspan="2"></th> </tr> <tr> <th>Freq</th> <th>Level</th> <th>Line</th> <th>Margin</th> <th>Level</th> <th>Factor</th> <th>Loss</th> <th>Factor</th> <th>Factor</th> <th>Remark</th> </tr> <tr> <th>MHz</th> <th>dBuV/m</th> <th>dBuV/m</th> <th>dB</th> <th>dBuV</th> <th>dB/m</th> <th>dB</th> <th>dB</th> <th>dB</th> <th>cm</th> <th>deg</th> </tr> </thead> <tbody> <tr> <td>1</td> <td>5320.00</td> <td>106.81</td> <td>-----</td> <td>-----</td> <td>93.11</td> <td>34.76</td> <td>12.02</td> <td>33.08</td> <td>0.00</td> <td>111</td> <td>263</td> <td>PEAK</td> </tr> </tbody> </table>	Limit	Read	Ant	Cable	Preamp	Aux	APos	TPos			Freq	Level	Line	Margin	Level	Factor	Loss	Factor	Factor	Remark	MHz	dBuV/m	dBuV/m	dB	dBuV	dB/m	dB	dB	dB	cm	deg	1	5320.00	106.81	-----	-----	93.11	34.76	12.02	33.08	0.00	111	263
Limit	Read	Ant	Cable	Preamp	Aux	APos	TPos																																																																																		
Freq	Level	Line	Margin	Level	Factor	Loss	Factor	Factor	Remark																																																																																
MHz	dBuV/m	dBuV/m	dB	dBuV	dB/m	dB	dB	dB	cm	deg																																																																															
1	5359.34	55.39	74.00	-18.61	41.62	34.79	12.05	33.07	0.00	111	263	PEAK																																																																													
Limit	Read	Ant	Cable	Preamp	Aux	APos	TPos																																																																																		
Freq	Level	Line	Margin	Level	Factor	Loss	Factor	Factor	Remark																																																																																
MHz	dBuV/m	dBuV/m	dB	dBuV	dB/m	dB	dB	dB	cm	deg																																																																															
1	5320.00	106.81	-----	-----	93.11	34.76	12.02	33.08	0.00	111	263	PEAK																																																																													
Avg																																																																																									
	<table border="1"> <thead> <tr> <th>Limit</th> <th>Read</th> <th>Ant</th> <th>Cable</th> <th>Preamp</th> <th>Aux</th> <th>APos</th> <th>TPos</th> <th colspan="2"></th> </tr> <tr> <th>Freq</th> <th>Level</th> <th>Line</th> <th>Margin</th> <th>Level</th> <th>Factor</th> <th>Loss</th> <th>Factor</th> <th>Factor</th> <th>Remark</th> </tr> <tr> <th>MHz</th> <th>dBuV/m</th> <th>dBuV/m</th> <th>dB</th> <th>dBuV</th> <th>dB/m</th> <th>dB</th> <th>dB</th> <th>dB</th> <th>cm</th> <th>deg</th> </tr> </thead> <tbody> <tr> <td>1</td> <td>5350.24</td> <td>47.31</td> <td>54.00</td> <td>-6.69</td> <td>33.55</td> <td>34.78</td> <td>12.05</td> <td>33.07</td> <td>0.00</td> <td>111</td> <td>263</td> <td>AVERAGE</td> </tr> </tbody> </table>	Limit	Read	Ant	Cable	Preamp	Aux	APos	TPos			Freq	Level	Line	Margin	Level	Factor	Loss	Factor	Factor	Remark	MHz	dBuV/m	dBuV/m	dB	dBuV	dB/m	dB	dB	dB	cm	deg	1	5350.24	47.31	54.00	-6.69	33.55	34.78	12.05	33.07	0.00	111	263	AVERAGE	<table border="1"> <thead> <tr> <th>Limit</th> <th>Read</th> <th>Ant</th> <th>Cable</th> <th>Preamp</th> <th>Aux</th> <th>APos</th> <th>TPos</th> <th colspan="2"></th> </tr> <tr> <th>Freq</th> <th>Level</th> <th>Line</th> <th>Margin</th> <th>Level</th> <th>Factor</th> <th>Loss</th> <th>Factor</th> <th>Factor</th> <th>Remark</th> </tr> <tr> <th>MHz</th> <th>dBuV/m</th> <th>dBuV/m</th> <th>dB</th> <th>dBuV</th> <th>dB/m</th> <th>dB</th> <th>dB</th> <th>dB</th> <th>cm</th> <th>deg</th> </tr> </thead> <tbody> <tr> <td>1</td> <td>5320.00</td> <td>99.92</td> <td>-----</td> <td>-----</td> <td>86.22</td> <td>34.76</td> <td>12.02</td> <td>33.08</td> <td>0.00</td> <td>111</td> <td>263</td> <td>AVERAGE</td> </tr> </tbody> </table>	Limit	Read	Ant	Cable	Preamp	Aux	APos	TPos			Freq	Level	Line	Margin	Level	Factor	Loss	Factor	Factor	Remark	MHz	dBuV/m	dBuV/m	dB	dBuV	dB/m	dB	dB	dB	cm	deg	1	5320.00	99.92	-----	-----	86.22	34.76	12.02	33.08	0.00	111	263
Limit	Read	Ant	Cable	Preamp	Aux	APos	TPos																																																																																		
Freq	Level	Line	Margin	Level	Factor	Loss	Factor	Factor	Remark																																																																																
MHz	dBuV/m	dBuV/m	dB	dBuV	dB/m	dB	dB	dB	cm	deg																																																																															
1	5350.24	47.31	54.00	-6.69	33.55	34.78	12.05	33.07	0.00	111	263	AVERAGE																																																																													
Limit	Read	Ant	Cable	Preamp	Aux	APos	TPos																																																																																		
Freq	Level	Line	Margin	Level	Factor	Loss	Factor	Factor	Remark																																																																																
MHz	dBuV/m	dBuV/m	dB	dBuV	dB/m	dB	dB	dB	cm	deg																																																																															
1	5320.00	99.92	-----	-----	86.22	34.76	12.02	33.08	0.00	111	263	AVERAGE																																																																													



		15																																																																																																																
Mode		Band Edge																																																																																																																
		U-NII-2A_5.25-5.35_802.11ac VHT20_CH64_5320MHz																																																																																																																
Pol.	Vertical	Fundamental																																																																																																																
Peak	<table border="1"> <thead> <tr> <th>Limit</th> <th>Read</th> <th>Ant</th> <th>Cable</th> <th>Preamp</th> <th>Aux</th> <th>APos</th> <th>TPos</th> </tr> <tr> <th>Freq</th> <th>Level</th> <th>Line</th> <th>Margin</th> <th>Level</th> <th>Factor</th> <th>Loss</th> <th>Factor</th> </tr> <tr> <th>MHz</th> <th>dBuV/m</th> <th>dBuV/m</th> <th>dB</th> <th>dBuV</th> <th>dB/m</th> <th>dB</th> <th>dB</th> </tr> </thead> <tbody> <tr> <td>1</td> <td>5454.54</td> <td>53.75</td> <td>74.00</td> <td>-20.25</td> <td>39.79</td> <td>34.86</td> <td>12.14</td> </tr> <tr> <td></td> <td></td> <td></td> <td></td> <td></td> <td></td> <td>33.04</td> <td>0.00</td> </tr> <tr> <td></td> <td></td> <td></td> <td></td> <td></td> <td></td> <td>396</td> <td>360</td> </tr> <tr> <td></td> <td></td> <td></td> <td></td> <td></td> <td></td> <td></td> <td>PEAK</td> </tr> </tbody> </table>	Limit	Read	Ant	Cable	Preamp	Aux	APos	TPos	Freq	Level	Line	Margin	Level	Factor	Loss	Factor	MHz	dBuV/m	dBuV/m	dB	dBuV	dB/m	dB	dB	1	5454.54	53.75	74.00	-20.25	39.79	34.86	12.14							33.04	0.00							396	360								PEAK	<table border="1"> <thead> <tr> <th>Limit</th> <th>Read</th> <th>Ant</th> <th>Cable</th> <th>Preamp</th> <th>Aux</th> <th>APos</th> <th>TPos</th> </tr> <tr> <th>Freq</th> <th>Level</th> <th>Line</th> <th>Margin</th> <th>Level</th> <th>Factor</th> <th>Loss</th> <th>Factor</th> </tr> <tr> <th>MHz</th> <th>dBuV/m</th> <th>dBuV/m</th> <th>dB</th> <th>dBuV</th> <th>dB/m</th> <th>dB</th> <th>dB</th> </tr> </thead> <tbody> <tr> <td>1</td> <td>5320.00</td> <td>102.89</td> <td>-----</td> <td>-----</td> <td>89.19</td> <td>34.76</td> <td>12.02</td> </tr> <tr> <td></td> <td></td> <td></td> <td></td> <td></td> <td></td> <td>33.08</td> <td>0.00</td> </tr> <tr> <td></td> <td></td> <td></td> <td></td> <td></td> <td></td> <td>396</td> <td>360</td> </tr> <tr> <td></td> <td></td> <td></td> <td></td> <td></td> <td></td> <td></td> <td>PEAK</td> </tr> </tbody> </table>	Limit	Read	Ant	Cable	Preamp	Aux	APos	TPos	Freq	Level	Line	Margin	Level	Factor	Loss	Factor	MHz	dBuV/m	dBuV/m	dB	dBuV	dB/m	dB	dB	1	5320.00	102.89	-----	-----	89.19	34.76	12.02							33.08	0.00							396	360								PEAK
Limit	Read	Ant	Cable	Preamp	Aux	APos	TPos																																																																																																											
Freq	Level	Line	Margin	Level	Factor	Loss	Factor																																																																																																											
MHz	dBuV/m	dBuV/m	dB	dBuV	dB/m	dB	dB																																																																																																											
1	5454.54	53.75	74.00	-20.25	39.79	34.86	12.14																																																																																																											
						33.04	0.00																																																																																																											
						396	360																																																																																																											
							PEAK																																																																																																											
Limit	Read	Ant	Cable	Preamp	Aux	APos	TPos																																																																																																											
Freq	Level	Line	Margin	Level	Factor	Loss	Factor																																																																																																											
MHz	dBuV/m	dBuV/m	dB	dBuV	dB/m	dB	dB																																																																																																											
1	5320.00	102.89	-----	-----	89.19	34.76	12.02																																																																																																											
						33.08	0.00																																																																																																											
						396	360																																																																																																											
							PEAK																																																																																																											
Avg	<table border="1"> <thead> <tr> <th>Limit</th> <th>Read</th> <th>Ant</th> <th>Cable</th> <th>Preamp</th> <th>Aux</th> <th>APos</th> <th>TPos</th> </tr> <tr> <th>Freq</th> <th>Level</th> <th>Line</th> <th>Margin</th> <th>Level</th> <th>Factor</th> <th>Loss</th> <th>Factor</th> </tr> <tr> <th>MHz</th> <th>dBuV/m</th> <th>dBuV/m</th> <th>dB</th> <th>dBuV</th> <th>dB/m</th> <th>dB</th> <th>dB</th> </tr> </thead> <tbody> <tr> <td>1</td> <td>5354.58</td> <td>45.47</td> <td>54.00</td> <td>-8.53</td> <td>31.71</td> <td>34.78</td> <td>12.05</td> </tr> <tr> <td></td> <td></td> <td></td> <td></td> <td></td> <td></td> <td>33.07</td> <td>0.00</td> </tr> <tr> <td></td> <td></td> <td></td> <td></td> <td></td> <td></td> <td>396</td> <td>360</td> </tr> <tr> <td></td> <td></td> <td></td> <td></td> <td></td> <td></td> <td></td> <td>AVERAGE</td> </tr> </tbody> </table>	Limit	Read	Ant	Cable	Preamp	Aux	APos	TPos	Freq	Level	Line	Margin	Level	Factor	Loss	Factor	MHz	dBuV/m	dBuV/m	dB	dBuV	dB/m	dB	dB	1	5354.58	45.47	54.00	-8.53	31.71	34.78	12.05							33.07	0.00							396	360								AVERAGE	<table border="1"> <thead> <tr> <th>Limit</th> <th>Read</th> <th>Ant</th> <th>Cable</th> <th>Preamp</th> <th>Aux</th> <th>APos</th> <th>TPos</th> </tr> <tr> <th>Freq</th> <th>Level</th> <th>Line</th> <th>Margin</th> <th>Level</th> <th>Factor</th> <th>Loss</th> <th>Factor</th> </tr> <tr> <th>MHz</th> <th>dBuV/m</th> <th>dBuV/m</th> <th>dB</th> <th>dBuV</th> <th>dB/m</th> <th>dB</th> <th>dB</th> </tr> </thead> <tbody> <tr> <td>1</td> <td>5320.00</td> <td>95.43</td> <td>-----</td> <td>-----</td> <td>81.73</td> <td>34.76</td> <td>12.02</td> </tr> <tr> <td></td> <td></td> <td></td> <td></td> <td></td> <td></td> <td>33.08</td> <td>0.00</td> </tr> <tr> <td></td> <td></td> <td></td> <td></td> <td></td> <td></td> <td>396</td> <td>360</td> </tr> <tr> <td></td> <td></td> <td></td> <td></td> <td></td> <td></td> <td></td> <td>AVERAGE</td> </tr> </tbody> </table>	Limit	Read	Ant	Cable	Preamp	Aux	APos	TPos	Freq	Level	Line	Margin	Level	Factor	Loss	Factor	MHz	dBuV/m	dBuV/m	dB	dBuV	dB/m	dB	dB	1	5320.00	95.43	-----	-----	81.73	34.76	12.02							33.08	0.00							396	360								AVERAGE
Limit	Read	Ant	Cable	Preamp	Aux	APos	TPos																																																																																																											
Freq	Level	Line	Margin	Level	Factor	Loss	Factor																																																																																																											
MHz	dBuV/m	dBuV/m	dB	dBuV	dB/m	dB	dB																																																																																																											
1	5354.58	45.47	54.00	-8.53	31.71	34.78	12.05																																																																																																											
						33.07	0.00																																																																																																											
						396	360																																																																																																											
							AVERAGE																																																																																																											
Limit	Read	Ant	Cable	Preamp	Aux	APos	TPos																																																																																																											
Freq	Level	Line	Margin	Level	Factor	Loss	Factor																																																																																																											
MHz	dBuV/m	dBuV/m	dB	dBuV	dB/m	dB	dB																																																																																																											
1	5320.00	95.43	-----	-----	81.73	34.76	12.02																																																																																																											
						33.08	0.00																																																																																																											
						396	360																																																																																																											
							AVERAGE																																																																																																											



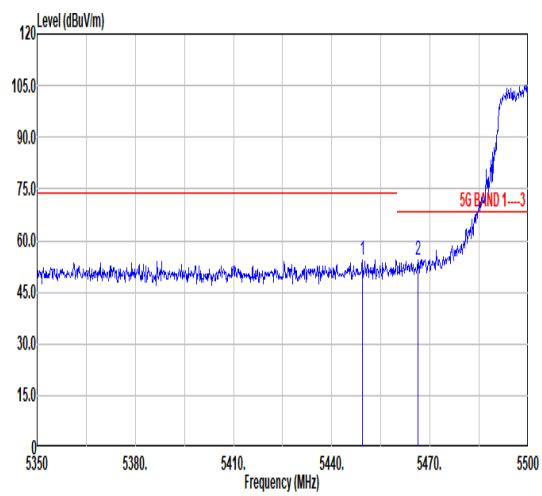
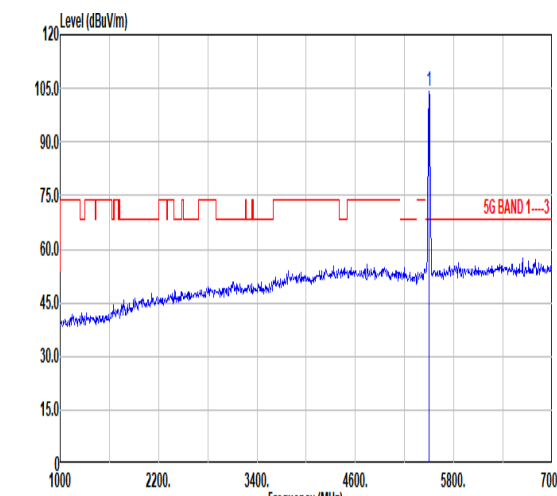
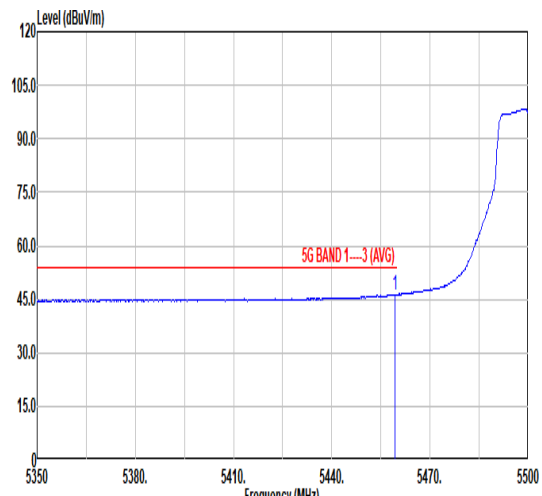
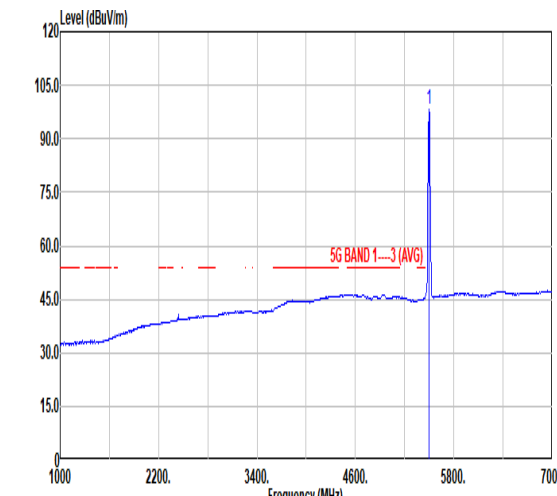


Mode	15																																																																																																														
	Harmonic																																																																																																														
	U-NII-2A_5.25-5.35_802.11ac VHT20_CH64_5320MHz																																																																																																														
Pol.	Horizontal	Vertical																																																																																																													
Peak Avg	<table border="1"> <thead> <tr> <th>Limit</th> <th>Read</th> <th>Ant</th> <th>Cable</th> <th>Preamp</th> <th>Aux</th> <th>APos</th> <th>TPos</th> <th>Remark</th> </tr> <tr> <th>Freq</th> <th>Level</th> <th>Line Margin</th> <th>Level</th> <th>Factor</th> <th>Loss Factor</th> <th>Factor</th> <th></th> <th></th> </tr> <tr> <th>MHz</th> <th>dBuV/m</th> <th>dBuV/m</th> <th>dB</th> <th>dBuV</th> <th>dB/m</th> <th>dB</th> <th>dB</th> <th>cm</th> <th>deg</th> </tr> </thead> <tbody> <tr> <td>1</td> <td>7093.69</td> <td>51.51</td> <td>68.30</td> <td>-16.79</td> <td>66.28</td> <td>35.70</td> <td>11.56</td> <td>62.03</td> <td>0.00</td> <td>300</td> <td>360</td> <td>PEAK</td> </tr> <tr> <td>2</td> <td>10640.00</td> <td>47.68</td> <td>74.00</td> <td>-26.32</td> <td>57.23</td> <td>37.78</td> <td>14.32</td> <td>61.65</td> <td>0.00</td> <td>300</td> <td>360</td> <td>PEAK</td> </tr> </tbody> </table>	Limit	Read	Ant	Cable	Preamp	Aux	APos	TPos	Remark	Freq	Level	Line Margin	Level	Factor	Loss Factor	Factor			MHz	dBuV/m	dBuV/m	dB	dBuV	dB/m	dB	dB	cm	deg	1	7093.69	51.51	68.30	-16.79	66.28	35.70	11.56	62.03	0.00	300	360	PEAK	2	10640.00	47.68	74.00	-26.32	57.23	37.78	14.32	61.65	0.00	300	360	PEAK	<table border="1"> <thead> <tr> <th>Limit</th> <th>Read</th> <th>Ant</th> <th>Cable</th> <th>Preamp</th> <th>Aux</th> <th>APos</th> <th>TPos</th> <th>Remark</th> </tr> <tr> <th>Freq</th> <th>Level</th> <th>Line Margin</th> <th>Level</th> <th>Factor</th> <th>Loss Factor</th> <th>Factor</th> <th></th> <th></th> </tr> <tr> <th>MHz</th> <th>dBuV/m</th> <th>dBuV/m</th> <th>dB</th> <th>dBuV</th> <th>dB/m</th> <th>dB</th> <th>dB</th> <th>dB</th> <th>cm</th> <th>deg</th> </tr> </thead> <tbody> <tr> <td>1</td> <td>7093.69</td> <td>48.29</td> <td>68.30</td> <td>-20.01</td> <td>63.06</td> <td>35.70</td> <td>11.56</td> <td>62.03</td> <td>0.00</td> <td>100</td> <td>360</td> <td>PEAK</td> </tr> <tr> <td>2</td> <td>10640.00</td> <td>46.84</td> <td>74.00</td> <td>-27.16</td> <td>56.39</td> <td>37.78</td> <td>14.32</td> <td>61.65</td> <td>0.00</td> <td>100</td> <td>360</td> <td>PEAK</td> </tr> </tbody> </table>	Limit	Read	Ant	Cable	Preamp	Aux	APos	TPos	Remark	Freq	Level	Line Margin	Level	Factor	Loss Factor	Factor			MHz	dBuV/m	dBuV/m	dB	dBuV	dB/m	dB	dB	dB	cm	deg	1	7093.69	48.29	68.30	-20.01	63.06	35.70	11.56	62.03	0.00	100	360	PEAK	2	10640.00	46.84	74.00	-27.16	56.39	37.78	14.32	61.65	0.00	100	360	PEAK
Limit	Read	Ant	Cable	Preamp	Aux	APos	TPos	Remark																																																																																																							
Freq	Level	Line Margin	Level	Factor	Loss Factor	Factor																																																																																																									
MHz	dBuV/m	dBuV/m	dB	dBuV	dB/m	dB	dB	cm	deg																																																																																																						
1	7093.69	51.51	68.30	-16.79	66.28	35.70	11.56	62.03	0.00	300	360	PEAK																																																																																																			
2	10640.00	47.68	74.00	-26.32	57.23	37.78	14.32	61.65	0.00	300	360	PEAK																																																																																																			
Limit	Read	Ant	Cable	Preamp	Aux	APos	TPos	Remark																																																																																																							
Freq	Level	Line Margin	Level	Factor	Loss Factor	Factor																																																																																																									
MHz	dBuV/m	dBuV/m	dB	dBuV	dB/m	dB	dB	dB	cm	deg																																																																																																					
1	7093.69	48.29	68.30	-20.01	63.06	35.70	11.56	62.03	0.00	100	360	PEAK																																																																																																			
2	10640.00	46.84	74.00	-27.16	56.39	37.78	14.32	61.65	0.00	100	360	PEAK																																																																																																			



		16																																																																																															
Mode	Band Edge																																																																																																
	U-NII-2C_5.47-5.725_802.11ac VHT20_CH100_5500MHz																																																																																																
Pol.	Horizontal		Fundamental																																																																																														
Peak	<table border="1"> <thead> <tr> <th>Limit</th> <th>Read</th> <th>Ant</th> <th>Cable</th> <th>Preamp</th> <th>Aux</th> <th>APos</th> <th>TPos</th> <th>Remark</th> </tr> <tr> <th>Freq</th> <th>Level</th> <th>Line Margin</th> <th>Level Factor</th> <th>Loss Factor</th> <th>Factor</th> <th>Factor</th> <th>Factor</th> <th>Factor</th> </tr> <tr> <th>MHz</th> <th>dBuV/m</th> <th>dBuV/m</th> <th>dB</th> <th>dBuV</th> <th>dB/m</th> <th>dB</th> <th>dB</th> <th>cm</th> <th>deg</th> </tr> </thead> <tbody> <tr> <td>1</td> <td>5457.40</td> <td>56.02</td> <td>74.00</td> <td>-17.98</td> <td>42.04</td> <td>34.87</td> <td>12.15</td> <td>33.04</td> <td>0.00</td> <td>100</td> <td>266</td> <td>PEAK</td> </tr> <tr> <td>2</td> <td>5466.85</td> <td>57.06</td> <td>68.30</td> <td>-11.24</td> <td>43.06</td> <td>34.87</td> <td>12.16</td> <td>33.03</td> <td>0.00</td> <td>100</td> <td>266</td> <td>PEAK</td> </tr> </tbody> </table>	Limit	Read	Ant	Cable	Preamp	Aux	APos	TPos	Remark	Freq	Level	Line Margin	Level Factor	Loss Factor	Factor	Factor	Factor	Factor	MHz	dBuV/m	dBuV/m	dB	dBuV	dB/m	dB	dB	cm	deg	1	5457.40	56.02	74.00	-17.98	42.04	34.87	12.15	33.04	0.00	100	266	PEAK	2	5466.85	57.06	68.30	-11.24	43.06	34.87	12.16	33.03	0.00	100	266	PEAK	<table border="1"> <thead> <tr> <th>Limit</th> <th>Read</th> <th>Ant</th> <th>Cable</th> <th>Preamp</th> <th>Aux</th> <th>APos</th> <th>TPos</th> <th>Remark</th> </tr> <tr> <th>Freq</th> <th>Level</th> <th>Line Margin</th> <th>Level Factor</th> <th>Loss Factor</th> <th>Factor</th> <th>Factor</th> <th>Factor</th> <th>Factor</th> </tr> <tr> <th>MHz</th> <th>dBuV/m</th> <th>dBuV/m</th> <th>dB</th> <th>dBuV</th> <th>dB/m</th> <th>dB</th> <th>dB</th> <th>cm</th> <th>deg</th> </tr> </thead> <tbody> <tr> <td>1</td> <td>5500.00</td> <td>108.72</td> <td>-----</td> <td>-----</td> <td>94.63</td> <td>34.91</td> <td>12.20</td> <td>33.02</td> <td>0.00</td> <td>100</td> <td>266</td> <td>PEAK</td> </tr> </tbody> </table>	Limit	Read	Ant	Cable	Preamp	Aux	APos	TPos	Remark	Freq	Level	Line Margin	Level Factor	Loss Factor	Factor	Factor	Factor	Factor	MHz	dBuV/m	dBuV/m	dB	dBuV	dB/m	dB	dB	cm	deg	1	5500.00	108.72	-----	-----	94.63	34.91	12.20	33.02	0.00	100	266	PEAK
	Limit	Read	Ant	Cable	Preamp	Aux	APos	TPos	Remark																																																																																								
Freq	Level	Line Margin	Level Factor	Loss Factor	Factor	Factor	Factor	Factor																																																																																									
MHz	dBuV/m	dBuV/m	dB	dBuV	dB/m	dB	dB	cm	deg																																																																																								
1	5457.40	56.02	74.00	-17.98	42.04	34.87	12.15	33.04	0.00	100	266	PEAK																																																																																					
2	5466.85	57.06	68.30	-11.24	43.06	34.87	12.16	33.03	0.00	100	266	PEAK																																																																																					
Limit	Read	Ant	Cable	Preamp	Aux	APos	TPos	Remark																																																																																									
Freq	Level	Line Margin	Level Factor	Loss Factor	Factor	Factor	Factor	Factor																																																																																									
MHz	dBuV/m	dBuV/m	dB	dBuV	dB/m	dB	dB	cm	deg																																																																																								
1	5500.00	108.72	-----	-----	94.63	34.91	12.20	33.02	0.00	100	266	PEAK																																																																																					
Avg	<table border="1"> <thead> <tr> <th>Limit</th> <th>Read</th> <th>Ant</th> <th>Cable</th> <th>Preamp</th> <th>Aux</th> <th>APos</th> <th>TPos</th> <th>Remark</th> </tr> <tr> <th>Freq</th> <th>Level</th> <th>Line Margin</th> <th>Level Factor</th> <th>Loss Factor</th> <th>Factor</th> <th>Factor</th> <th>Factor</th> <th>Factor</th> </tr> <tr> <th>MHz</th> <th>dBuV/m</th> <th>dBuV/m</th> <th>dB</th> <th>dBuV</th> <th>dB/m</th> <th>dB</th> <th>dB</th> <th>cm</th> <th>deg</th> </tr> </thead> <tbody> <tr> <td>1</td> <td>5459.50</td> <td>47.87</td> <td>54.00</td> <td>-6.13</td> <td>33.89</td> <td>34.87</td> <td>12.15</td> <td>33.04</td> <td>0.00</td> <td>100</td> <td>266</td> <td>AVERAGE</td> </tr> </tbody> </table>	Limit	Read	Ant	Cable	Preamp	Aux	APos	TPos	Remark	Freq	Level	Line Margin	Level Factor	Loss Factor	Factor	Factor	Factor	Factor	MHz	dBuV/m	dBuV/m	dB	dBuV	dB/m	dB	dB	cm	deg	1	5459.50	47.87	54.00	-6.13	33.89	34.87	12.15	33.04	0.00	100	266	AVERAGE	<table border="1"> <thead> <tr> <th>Limit</th> <th>Read</th> <th>Ant</th> <th>Cable</th> <th>Preamp</th> <th>Aux</th> <th>APos</th> <th>TPos</th> <th>Remark</th> </tr> <tr> <th>Freq</th> <th>Level</th> <th>Line Margin</th> <th>Level Factor</th> <th>Loss Factor</th> <th>Factor</th> <th>Factor</th> <th>Factor</th> <th>Factor</th> </tr> <tr> <th>MHz</th> <th>dBuV/m</th> <th>dBuV/m</th> <th>dB</th> <th>dBuV</th> <th>dB/m</th> <th>dB</th> <th>dB</th> <th>cm</th> <th>deg</th> </tr> </thead> <tbody> <tr> <td>1</td> <td>5500.00</td> <td>101.69</td> <td>-----</td> <td>-----</td> <td>87.62</td> <td>34.90</td> <td>12.19</td> <td>33.02</td> <td>0.00</td> <td>100</td> <td>266</td> <td>AVERAGE</td> </tr> </tbody> </table>	Limit	Read	Ant	Cable	Preamp	Aux	APos	TPos	Remark	Freq	Level	Line Margin	Level Factor	Loss Factor	Factor	Factor	Factor	Factor	MHz	dBuV/m	dBuV/m	dB	dBuV	dB/m	dB	dB	cm	deg	1	5500.00	101.69	-----	-----	87.62	34.90	12.19	33.02	0.00	100	266	AVERAGE													
Limit	Read	Ant	Cable	Preamp	Aux	APos	TPos	Remark																																																																																									
Freq	Level	Line Margin	Level Factor	Loss Factor	Factor	Factor	Factor	Factor																																																																																									
MHz	dBuV/m	dBuV/m	dB	dBuV	dB/m	dB	dB	cm	deg																																																																																								
1	5459.50	47.87	54.00	-6.13	33.89	34.87	12.15	33.04	0.00	100	266	AVERAGE																																																																																					
Limit	Read	Ant	Cable	Preamp	Aux	APos	TPos	Remark																																																																																									
Freq	Level	Line Margin	Level Factor	Loss Factor	Factor	Factor	Factor	Factor																																																																																									
MHz	dBuV/m	dBuV/m	dB	dBuV	dB/m	dB	dB	cm	deg																																																																																								
1	5500.00	101.69	-----	-----	87.62	34.90	12.19	33.02	0.00	100	266	AVERAGE																																																																																					



		16																																																																																															
Mode		Band Edge																																																																																															
		U-NII-2C_5.47-5.725_802.11ac VHT20_CH100_5500MHz																																																																																															
Pol.		Vertical					Fundamental																																																																																										
Peak	 <p>Level (dBuV/m) vs Frequency (MHz) for Vertical. Shows a rising signal starting around 5440 MHz, reaching 105 dBuV/m at 5500 MHz. A red limit line is at 75 dBuV/m. Two peaks are marked at 5449.30 MHz and 5466.25 MHz.</p> <table border="1"> <thead> <tr> <th>Limit</th> <th>Read</th> <th>Ant</th> <th>Cable</th> <th>Preamp</th> <th>Aux</th> <th>APos</th> <th>TPos</th> <th>Remark</th> </tr> <tr> <th>Freq</th> <th>Level</th> <th>Line</th> <th>Margin</th> <th>Level</th> <th>Factor</th> <th>Loss</th> <th>Factor</th> <th>Factor</th> </tr> <tr> <th>MHz</th> <th>dBuV/m</th> <th>dBuV/m</th> <th>dB</th> <th>dBuV</th> <th>dB/m</th> <th>dB</th> <th>dB</th> <th>cm</th> <th>deg</th> </tr> </thead> <tbody> <tr> <td>1</td> <td>5449.30</td> <td>54.31</td> <td>74.00</td> <td>-19.69</td> <td>40.35</td> <td>34.86</td> <td>12.14</td> <td>33.04</td> <td>0.00</td> <td>393</td> <td>13</td> <td>PEAK</td> </tr> <tr> <td>2</td> <td>5466.25</td> <td>54.35</td> <td>68.30</td> <td>-13.95</td> <td>40.35</td> <td>34.87</td> <td>12.16</td> <td>33.03</td> <td>0.00</td> <td>393</td> <td>13</td> <td>PEAK</td> </tr> </tbody> </table>	Limit	Read	Ant	Cable	Preamp	Aux	APos	TPos	Remark	Freq	Level	Line	Margin	Level	Factor	Loss	Factor	Factor	MHz	dBuV/m	dBuV/m	dB	dBuV	dB/m	dB	dB	cm	deg	1	5449.30	54.31	74.00	-19.69	40.35	34.86	12.14	33.04	0.00	393	13	PEAK	2	5466.25	54.35	68.30	-13.95	40.35	34.87	12.16	33.03	0.00	393	13	PEAK	 <p>Level (dBuV/m) vs Frequency (MHz) for Fundamental. Shows a sharp peak at 5500 MHz reaching 105 dBuV/m. A red limit line is at 75 dBuV/m.</p> <table border="1"> <thead> <tr> <th>Limit</th> <th>Read</th> <th>Ant</th> <th>Cable</th> <th>Preamp</th> <th>Aux</th> <th>APos</th> <th>TPos</th> <th>Remark</th> </tr> <tr> <th>Freq</th> <th>Level</th> <th>Line</th> <th>Margin</th> <th>Level</th> <th>Factor</th> <th>Loss</th> <th>Factor</th> <th>Factor</th> </tr> <tr> <th>MHz</th> <th>dBuV/m</th> <th>dBuV/m</th> <th>dB</th> <th>dBuV</th> <th>dB/m</th> <th>dB</th> <th>dB</th> <th>cm</th> <th>deg</th> </tr> </thead> <tbody> <tr> <td>1</td> <td>5500.00</td> <td>104.37</td> <td>-----</td> <td>-----</td> <td>90.30</td> <td>34.90</td> <td>12.19</td> <td>33.02</td> <td>0.00</td> <td>393</td> <td>13</td> <td>PEAK</td> </tr> </tbody> </table>	Limit	Read	Ant	Cable	Preamp	Aux	APos	TPos	Remark	Freq	Level	Line	Margin	Level	Factor	Loss	Factor	Factor	MHz	dBuV/m	dBuV/m	dB	dBuV	dB/m	dB	dB	cm	deg	1	5500.00	104.37	-----	-----	90.30	34.90	12.19	33.02	0.00	393	13	PEAK
	Limit	Read	Ant	Cable	Preamp	Aux	APos	TPos	Remark																																																																																								
Freq	Level	Line	Margin	Level	Factor	Loss	Factor	Factor																																																																																									
MHz	dBuV/m	dBuV/m	dB	dBuV	dB/m	dB	dB	cm	deg																																																																																								
1	5449.30	54.31	74.00	-19.69	40.35	34.86	12.14	33.04	0.00	393	13	PEAK																																																																																					
2	5466.25	54.35	68.30	-13.95	40.35	34.87	12.16	33.03	0.00	393	13	PEAK																																																																																					
Limit	Read	Ant	Cable	Preamp	Aux	APos	TPos	Remark																																																																																									
Freq	Level	Line	Margin	Level	Factor	Loss	Factor	Factor																																																																																									
MHz	dBuV/m	dBuV/m	dB	dBuV	dB/m	dB	dB	cm	deg																																																																																								
1	5500.00	104.37	-----	-----	90.30	34.90	12.19	33.02	0.00	393	13	PEAK																																																																																					
Avg	 <p>Level (dBuV/m) vs Frequency (MHz) for Vertical Average. Shows a rising signal starting around 5440 MHz, reaching 105 dBuV/m at 5500 MHz. A red limit line is at 55 dBuV/m.</p> <table border="1"> <thead> <tr> <th>Limit</th> <th>Read</th> <th>Ant</th> <th>Cable</th> <th>Preamp</th> <th>Aux</th> <th>APos</th> <th>TPos</th> <th>Remark</th> </tr> <tr> <th>Freq</th> <th>Level</th> <th>Line</th> <th>Margin</th> <th>Level</th> <th>Factor</th> <th>Loss</th> <th>Factor</th> <th>Factor</th> </tr> <tr> <th>MHz</th> <th>dBuV/m</th> <th>dBuV/m</th> <th>dB</th> <th>dBuV</th> <th>dB/m</th> <th>dB</th> <th>dB</th> <th>cm</th> <th>deg</th> </tr> </thead> <tbody> <tr> <td>1</td> <td>5459.35</td> <td>46.38</td> <td>54.00</td> <td>-7.62</td> <td>32.40</td> <td>34.87</td> <td>12.15</td> <td>33.04</td> <td>0.00</td> <td>393</td> <td>13</td> <td>AVERAGE</td> </tr> </tbody> </table>	Limit	Read	Ant	Cable	Preamp	Aux	APos	TPos	Remark	Freq	Level	Line	Margin	Level	Factor	Loss	Factor	Factor	MHz	dBuV/m	dBuV/m	dB	dBuV	dB/m	dB	dB	cm	deg	1	5459.35	46.38	54.00	-7.62	32.40	34.87	12.15	33.04	0.00	393	13	AVERAGE	 <p>Level (dBuV/m) vs Frequency (MHz) for Fundamental Average. Shows a sharp peak at 5500 MHz reaching 105 dBuV/m. A red limit line is at 55 dBuV/m.</p> <table border="1"> <thead> <tr> <th>Limit</th> <th>Read</th> <th>Ant</th> <th>Cable</th> <th>Preamp</th> <th>Aux</th> <th>APos</th> <th>TPos</th> <th>Remark</th> </tr> <tr> <th>Freq</th> <th>Level</th> <th>Line</th> <th>Margin</th> <th>Level</th> <th>Factor</th> <th>Loss</th> <th>Factor</th> <th>Factor</th> </tr> <tr> <th>MHz</th> <th>dBuV/m</th> <th>dBuV/m</th> <th>dB</th> <th>dBuV</th> <th>dB/m</th> <th>dB</th> <th>dB</th> <th>cm</th> <th>deg</th> </tr> </thead> <tbody> <tr> <td>1</td> <td>5500.00</td> <td>98.38</td> <td>-----</td> <td>-----</td> <td>84.31</td> <td>34.90</td> <td>12.19</td> <td>33.02</td> <td>0.00</td> <td>393</td> <td>13</td> <td>AVERAGE</td> </tr> </tbody> </table>	Limit	Read	Ant	Cable	Preamp	Aux	APos	TPos	Remark	Freq	Level	Line	Margin	Level	Factor	Loss	Factor	Factor	MHz	dBuV/m	dBuV/m	dB	dBuV	dB/m	dB	dB	cm	deg	1	5500.00	98.38	-----	-----	84.31	34.90	12.19	33.02	0.00	393	13	AVERAGE													
	Limit	Read	Ant	Cable	Preamp	Aux	APos	TPos	Remark																																																																																								
Freq	Level	Line	Margin	Level	Factor	Loss	Factor	Factor																																																																																									
MHz	dBuV/m	dBuV/m	dB	dBuV	dB/m	dB	dB	cm	deg																																																																																								
1	5459.35	46.38	54.00	-7.62	32.40	34.87	12.15	33.04	0.00	393	13	AVERAGE																																																																																					
Limit	Read	Ant	Cable	Preamp	Aux	APos	TPos	Remark																																																																																									
Freq	Level	Line	Margin	Level	Factor	Loss	Factor	Factor																																																																																									
MHz	dBuV/m	dBuV/m	dB	dBuV	dB/m	dB	dB	cm	deg																																																																																								
1	5500.00	98.38	-----	-----	84.31	34.90	12.19	33.02	0.00	393	13	AVERAGE																																																																																					

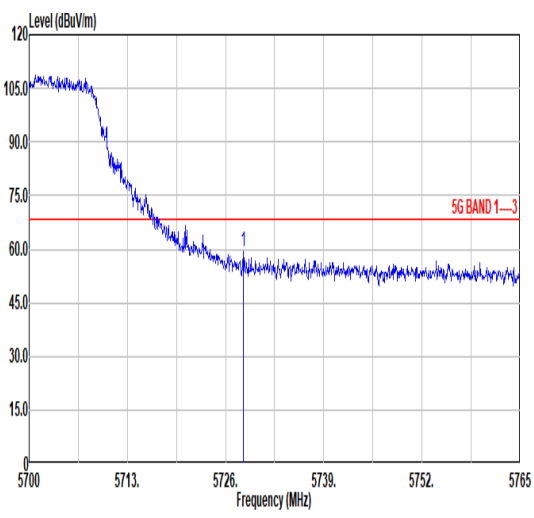
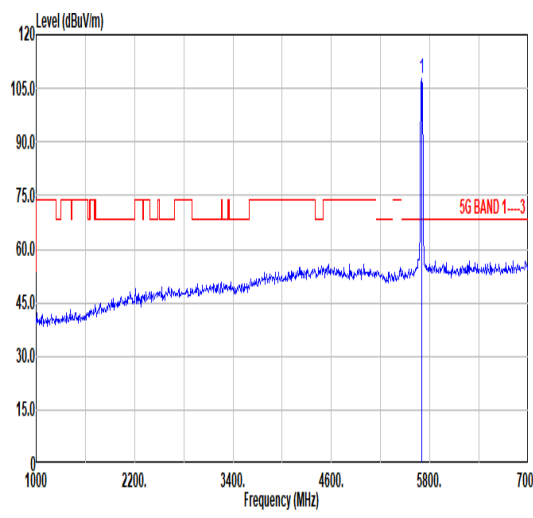
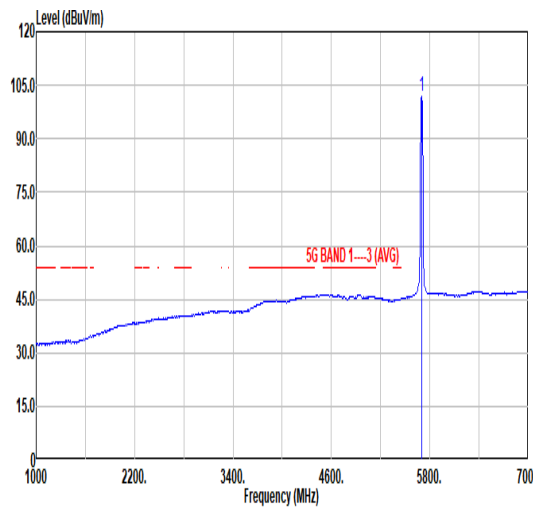


Mode	16																																																																																																														
	Harmonic																																																																																																														
	U-NII-2C_5.47-5.725_802.11ac VHT20_CH100_5500MHz																																																																																																														
Pol.	Horizontal	Vertical																																																																																																													
Peak Avg	<table border="1"> <thead> <tr> <th>Limit</th> <th>Read</th> <th>Ant</th> <th>Cable</th> <th>Preamp</th> <th>Aux</th> <th>APos</th> <th>TPos</th> <th>Remark</th> </tr> <tr> <th>Freq</th> <th>Level</th> <th>Line</th> <th>Margin</th> <th>Level</th> <th>Factor</th> <th>Loss</th> <th>Factor</th> <th>Factor</th> </tr> <tr> <th>MHz</th> <th>dBuV/m</th> <th>dBuV/m</th> <th>dB</th> <th>dBuV</th> <th>dB/m</th> <th>dB</th> <th>dB</th> <th>cm</th> <th>deg</th> </tr> </thead> <tbody> <tr> <td>1</td> <td>7341.00</td> <td>48.88</td> <td>74.00</td> <td>-25.12</td> <td>63.54</td> <td>35.70</td> <td>11.70</td> <td>62.06</td> <td>0.00</td> <td>100</td> <td>44</td> <td>Peak</td> </tr> <tr> <td>2</td> <td>11000.00</td> <td>46.59</td> <td>74.00</td> <td>-27.41</td> <td>55.74</td> <td>38.00</td> <td>14.56</td> <td>61.71</td> <td>0.00</td> <td>300</td> <td>360</td> <td>PEAK</td> </tr> </tbody> </table>	Limit	Read	Ant	Cable	Preamp	Aux	APos	TPos	Remark	Freq	Level	Line	Margin	Level	Factor	Loss	Factor	Factor	MHz	dBuV/m	dBuV/m	dB	dBuV	dB/m	dB	dB	cm	deg	1	7341.00	48.88	74.00	-25.12	63.54	35.70	11.70	62.06	0.00	100	44	Peak	2	11000.00	46.59	74.00	-27.41	55.74	38.00	14.56	61.71	0.00	300	360	PEAK	<table border="1"> <thead> <tr> <th>Limit</th> <th>Read</th> <th>Ant</th> <th>Cable</th> <th>Preamp</th> <th>Aux</th> <th>APos</th> <th>TPos</th> <th>Remark</th> </tr> <tr> <th>Freq</th> <th>Level</th> <th>Line</th> <th>Margin</th> <th>Level</th> <th>Factor</th> <th>Loss</th> <th>Factor</th> <th>Factor</th> </tr> <tr> <th>MHz</th> <th>dBuV/m</th> <th>dBuV/m</th> <th>dB</th> <th>dBuV</th> <th>dB/m</th> <th>dB</th> <th>dB</th> <th>dB</th> <th>cm</th> <th>deg</th> </tr> </thead> <tbody> <tr> <td>1</td> <td>7341.00</td> <td>46.81</td> <td>74.00</td> <td>-27.19</td> <td>61.47</td> <td>35.70</td> <td>11.70</td> <td>62.06</td> <td>0.00</td> <td>100</td> <td>261</td> <td>Peak</td> </tr> <tr> <td>2</td> <td>11000.00</td> <td>47.00</td> <td>74.00</td> <td>-27.00</td> <td>56.15</td> <td>38.00</td> <td>14.56</td> <td>61.71</td> <td>0.00</td> <td>100</td> <td>188</td> <td>Peak</td> </tr> </tbody> </table>	Limit	Read	Ant	Cable	Preamp	Aux	APos	TPos	Remark	Freq	Level	Line	Margin	Level	Factor	Loss	Factor	Factor	MHz	dBuV/m	dBuV/m	dB	dBuV	dB/m	dB	dB	dB	cm	deg	1	7341.00	46.81	74.00	-27.19	61.47	35.70	11.70	62.06	0.00	100	261	Peak	2	11000.00	47.00	74.00	-27.00	56.15	38.00	14.56	61.71	0.00	100	188	Peak
Limit	Read	Ant	Cable	Preamp	Aux	APos	TPos	Remark																																																																																																							
Freq	Level	Line	Margin	Level	Factor	Loss	Factor	Factor																																																																																																							
MHz	dBuV/m	dBuV/m	dB	dBuV	dB/m	dB	dB	cm	deg																																																																																																						
1	7341.00	48.88	74.00	-25.12	63.54	35.70	11.70	62.06	0.00	100	44	Peak																																																																																																			
2	11000.00	46.59	74.00	-27.41	55.74	38.00	14.56	61.71	0.00	300	360	PEAK																																																																																																			
Limit	Read	Ant	Cable	Preamp	Aux	APos	TPos	Remark																																																																																																							
Freq	Level	Line	Margin	Level	Factor	Loss	Factor	Factor																																																																																																							
MHz	dBuV/m	dBuV/m	dB	dBuV	dB/m	dB	dB	dB	cm	deg																																																																																																					
1	7341.00	46.81	74.00	-27.19	61.47	35.70	11.70	62.06	0.00	100	261	Peak																																																																																																			
2	11000.00	47.00	74.00	-27.00	56.15	38.00	14.56	61.71	0.00	100	188	Peak																																																																																																			



Mode	17																																																																											
	Harmonic																																																																											
	U-NII-2C_5.47-5.725_802.11ac VHT20_CH116_5580MHz																																																																											
Pol.	Horizontal	Vertical																																																																										
Peak Avg	<table border="1"> <thead> <tr> <th>Limit</th> <th>Read</th> <th>Ant</th> <th>Cable</th> <th>Preamp</th> <th>Aux</th> <th>APos</th> <th>TPos</th> <th>Remark</th> </tr> <tr> <th>Freq</th> <th>Level</th> <th>Line</th> <th>Margin</th> <th>Level</th> <th>Factor</th> <th>Loss</th> <th>Factor</th> <th>Factor</th> </tr> <tr> <th>MHz</th> <th>dBuV/m</th> <th>dBuV/m</th> <th>dB</th> <th>dBuV</th> <th>dB/m</th> <th>dB</th> <th>dB</th> <th>dB</th> </tr> </thead> <tbody> <tr> <td>1 11160.00</td> <td>45.66</td> <td>74.00</td> <td>-28.34</td> <td>54.53</td> <td>38.10</td> <td>14.68</td> <td>61.65</td> <td>0.00</td> <td>300 360 PEAK</td> </tr> </tbody> </table>	Limit	Read	Ant	Cable	Preamp	Aux	APos	TPos	Remark	Freq	Level	Line	Margin	Level	Factor	Loss	Factor	Factor	MHz	dBuV/m	dBuV/m	dB	dBuV	dB/m	dB	dB	dB	1 11160.00	45.66	74.00	-28.34	54.53	38.10	14.68	61.65	0.00	300 360 PEAK	<table border="1"> <thead> <tr> <th>Limit</th> <th>Read</th> <th>Ant</th> <th>Cable</th> <th>Preamp</th> <th>Aux</th> <th>APos</th> <th>TPos</th> <th>Remark</th> </tr> <tr> <th>Freq</th> <th>Level</th> <th>Line</th> <th>Margin</th> <th>Level</th> <th>Factor</th> <th>Loss</th> <th>Factor</th> <th>Factor</th> </tr> <tr> <th>MHz</th> <th>dBuV/m</th> <th>dBuV/m</th> <th>dB</th> <th>dBuV</th> <th>dB/m</th> <th>dB</th> <th>dB</th> <th>dB</th> </tr> </thead> <tbody> <tr> <td>1 11160.00</td> <td>45.57</td> <td>74.00</td> <td>-28.43</td> <td>54.44</td> <td>38.10</td> <td>14.68</td> <td>61.65</td> <td>0.00</td> <td>100 360 PEAK</td> </tr> </tbody> </table>	Limit	Read	Ant	Cable	Preamp	Aux	APos	TPos	Remark	Freq	Level	Line	Margin	Level	Factor	Loss	Factor	Factor	MHz	dBuV/m	dBuV/m	dB	dBuV	dB/m	dB	dB	dB	1 11160.00	45.57	74.00	-28.43	54.44	38.10	14.68	61.65	0.00	100 360 PEAK
Limit	Read	Ant	Cable	Preamp	Aux	APos	TPos	Remark																																																																				
Freq	Level	Line	Margin	Level	Factor	Loss	Factor	Factor																																																																				
MHz	dBuV/m	dBuV/m	dB	dBuV	dB/m	dB	dB	dB																																																																				
1 11160.00	45.66	74.00	-28.34	54.53	38.10	14.68	61.65	0.00	300 360 PEAK																																																																			
Limit	Read	Ant	Cable	Preamp	Aux	APos	TPos	Remark																																																																				
Freq	Level	Line	Margin	Level	Factor	Loss	Factor	Factor																																																																				
MHz	dBuV/m	dBuV/m	dB	dBuV	dB/m	dB	dB	dB																																																																				
1 11160.00	45.57	74.00	-28.43	54.44	38.10	14.68	61.65	0.00	100 360 PEAK																																																																			



Mode	18																																																																																																																									
	Band Edge																																																																																																																									
	U-NII-2C_5.47-5.725_802.11ac VHT20_CH140_5700MHz																																																																																																																									
Pol.	Horizontal	Fundamental																																																																																																																								
Peak	 <p>Level (dBuV/m) vs Frequency (MHz) for Horizontal polarization. The plot shows a signal level starting at approximately 105 dBuV/m at 5700 MHz and decreasing to about 50 dBuV/m at 5765 MHz. A red horizontal line indicates the 5G BAND 1-3 limit at approximately 70 dBuV/m. A peak is marked at 5726.34 MHz.</p> <table border="1"> <thead> <tr> <th>Limit</th> <th>Read</th> <th>Ant</th> <th>Cable</th> <th>Preamp</th> <th>Aux</th> <th>APos</th> <th>TPos</th> </tr> <tr> <th>Freq</th> <th>Level</th> <th>Line</th> <th>Margin</th> <th>Level</th> <th>Factor</th> <th>Loss</th> <th>Factor</th> </tr> <tr> <th>MHz</th> <th>dBuV/m</th> <th>dBuV/m</th> <th>dB</th> <th>dBuV</th> <th>dB/m</th> <th>dB</th> <th>dB</th> </tr> </thead> <tbody> <tr> <td>1 5728.34</td> <td>59.22</td> <td>68.30</td> <td>-9.08</td> <td>44.62</td> <td>35.16</td> <td>12.39</td> <td>32.95</td> </tr> <tr> <td></td> <td></td> <td></td> <td></td> <td></td> <td></td> <td>0.00</td> <td>100</td> </tr> <tr> <td></td> <td></td> <td></td> <td></td> <td></td> <td></td> <td></td> <td>240</td> </tr> <tr> <td></td> <td></td> <td></td> <td></td> <td></td> <td></td> <td></td> <td>PEAK</td> </tr> </tbody> </table>	Limit	Read	Ant	Cable	Preamp	Aux	APos	TPos	Freq	Level	Line	Margin	Level	Factor	Loss	Factor	MHz	dBuV/m	dBuV/m	dB	dBuV	dB/m	dB	dB	1 5728.34	59.22	68.30	-9.08	44.62	35.16	12.39	32.95							0.00	100								240								PEAK	 <p>Level (dBuV/m) vs Frequency (MHz) for Fundamental polarization. The plot shows a signal level starting at approximately 40 dBuV/m at 1000 MHz and rising to about 55 dBuV/m at 5700 MHz. A sharp peak is observed at 5700 MHz. A red horizontal line indicates the 5G BAND 1-3 limit at approximately 70 dBuV/m.</p> <table border="1"> <thead> <tr> <th>Limit</th> <th>Read</th> <th>Ant</th> <th>Cable</th> <th>Preamp</th> <th>Aux</th> <th>APos</th> <th>TPos</th> </tr> <tr> <th>Freq</th> <th>Level</th> <th>Line</th> <th>Margin</th> <th>Level</th> <th>Factor</th> <th>Loss</th> <th>Factor</th> </tr> <tr> <th>MHz</th> <th>dBuV/m</th> <th>dBuV/m</th> <th>dB</th> <th>dBuV</th> <th>dB/m</th> <th>dB</th> <th>dB</th> </tr> </thead> <tbody> <tr> <td>1 5700.00</td> <td>107.95</td> <td>-----</td> <td>-----</td> <td>93.42</td> <td>35.13</td> <td>12.36</td> <td>32.96</td> </tr> <tr> <td></td> <td></td> <td></td> <td></td> <td></td> <td></td> <td></td> <td>0.00</td> </tr> <tr> <td></td> <td></td> <td></td> <td></td> <td></td> <td></td> <td></td> <td>100</td> </tr> <tr> <td></td> <td></td> <td></td> <td></td> <td></td> <td></td> <td></td> <td>240</td> </tr> <tr> <td></td> <td></td> <td></td> <td></td> <td></td> <td></td> <td></td> <td>PEAK</td> </tr> </tbody> </table>	Limit	Read	Ant	Cable	Preamp	Aux	APos	TPos	Freq	Level	Line	Margin	Level	Factor	Loss	Factor	MHz	dBuV/m	dBuV/m	dB	dBuV	dB/m	dB	dB	1 5700.00	107.95	-----	-----	93.42	35.13	12.36	32.96								0.00								100								240								PEAK
Limit	Read	Ant	Cable	Preamp	Aux	APos	TPos																																																																																																																			
Freq	Level	Line	Margin	Level	Factor	Loss	Factor																																																																																																																			
MHz	dBuV/m	dBuV/m	dB	dBuV	dB/m	dB	dB																																																																																																																			
1 5728.34	59.22	68.30	-9.08	44.62	35.16	12.39	32.95																																																																																																																			
						0.00	100																																																																																																																			
							240																																																																																																																			
							PEAK																																																																																																																			
Limit	Read	Ant	Cable	Preamp	Aux	APos	TPos																																																																																																																			
Freq	Level	Line	Margin	Level	Factor	Loss	Factor																																																																																																																			
MHz	dBuV/m	dBuV/m	dB	dBuV	dB/m	dB	dB																																																																																																																			
1 5700.00	107.95	-----	-----	93.42	35.13	12.36	32.96																																																																																																																			
							0.00																																																																																																																			
							100																																																																																																																			
							240																																																																																																																			
							PEAK																																																																																																																			
Avg	Blank	 <p>Level (dBuV/m) vs Frequency (MHz) for Average Fundamental polarization. The plot shows a signal level starting at approximately 30 dBuV/m at 1000 MHz and rising to about 45 dBuV/m at 5700 MHz. A sharp peak is observed at 5700 MHz. A red horizontal line indicates the 5G BAND 1-3 (AVG) limit at approximately 55 dBuV/m.</p> <table border="1"> <thead> <tr> <th>Limit</th> <th>Read</th> <th>Ant</th> <th>Cable</th> <th>Preamp</th> <th>Aux</th> <th>APos</th> <th>TPos</th> </tr> <tr> <th>Freq</th> <th>Level</th> <th>Line</th> <th>Margin</th> <th>Level</th> <th>Factor</th> <th>Loss</th> <th>Factor</th> </tr> <tr> <th>MHz</th> <th>dBuV/m</th> <th>dBuV/m</th> <th>dB</th> <th>dBuV</th> <th>dB/m</th> <th>dB</th> <th>dB</th> </tr> </thead> <tbody> <tr> <td>1 5700.00</td> <td>102.04</td> <td>-----</td> <td>-----</td> <td>87.51</td> <td>35.13</td> <td>12.36</td> <td>32.96</td> </tr> <tr> <td></td> <td></td> <td></td> <td></td> <td></td> <td></td> <td></td> <td>0.00</td> </tr> <tr> <td></td> <td></td> <td></td> <td></td> <td></td> <td></td> <td></td> <td>100</td> </tr> <tr> <td></td> <td></td> <td></td> <td></td> <td></td> <td></td> <td></td> <td>240</td> </tr> <tr> <td></td> <td></td> <td></td> <td></td> <td></td> <td></td> <td></td> <td>AVERAGE</td> </tr> </tbody> </table>	Limit	Read	Ant	Cable	Preamp	Aux	APos	TPos	Freq	Level	Line	Margin	Level	Factor	Loss	Factor	MHz	dBuV/m	dBuV/m	dB	dBuV	dB/m	dB	dB	1 5700.00	102.04	-----	-----	87.51	35.13	12.36	32.96								0.00								100								240								AVERAGE																																																								
Limit	Read	Ant	Cable	Preamp	Aux	APos	TPos																																																																																																																			
Freq	Level	Line	Margin	Level	Factor	Loss	Factor																																																																																																																			
MHz	dBuV/m	dBuV/m	dB	dBuV	dB/m	dB	dB																																																																																																																			
1 5700.00	102.04	-----	-----	87.51	35.13	12.36	32.96																																																																																																																			
							0.00																																																																																																																			
							100																																																																																																																			
							240																																																																																																																			
							AVERAGE																																																																																																																			



		18																																																																																																				
Mode	Band Edge																																																																																																					
	U-NII-2C_5.47-5.725_802.11ac VHT20_CH140_5700MHz																																																																																																					
Pol.	Vertical	Fundamental																																																																																																				
Peak	<table border="1"> <thead> <tr> <th>Limit</th> <th>Read</th> <th>Ant</th> <th>Cable</th> <th>Preamp</th> <th>Aux</th> <th>APos</th> <th>TPos</th> </tr> <tr> <th>Freq</th> <th>Level</th> <th>Line</th> <th>Margin</th> <th>Level</th> <th>Factor</th> <th>Loss</th> <th>Factor</th> <th>Factor</th> <th>Factor</th> <th>Factor</th> <th>cm</th> <th>deg</th> <th>Remark</th> </tr> <tr> <th>MHz</th> <th>dBuV/m</th> <th>dBuV/m</th> <th>dB</th> <th>dBuV</th> <th>dB/m</th> <th>dB</th> <th>dB</th> <th>dB</th> <th>dB</th> <th>dB</th> <th>cm</th> <th>deg</th> <th>Remark</th> </tr> </thead> <tbody> <tr> <td>1</td> <td>5762.73</td> <td>55.90</td> <td>68.30</td> <td>-12.40</td> <td>41.20</td> <td>35.21</td> <td>12.43</td> <td>32.94</td> <td>0.00</td> <td>100</td> <td>39</td> <td>PEAK</td> <td></td> </tr> </tbody> </table>	Limit	Read	Ant	Cable	Preamp	Aux	APos	TPos	Freq	Level	Line	Margin	Level	Factor	Loss	Factor	Factor	Factor	Factor	cm	deg	Remark	MHz	dBuV/m	dBuV/m	dB	dBuV	dB/m	dB	dB	dB	dB	dB	cm	deg	Remark	1	5762.73	55.90	68.30	-12.40	41.20	35.21	12.43	32.94	0.00	100	39	PEAK		<table border="1"> <thead> <tr> <th>Limit</th> <th>Read</th> <th>Ant</th> <th>Cable</th> <th>Preamp</th> <th>Aux</th> <th>APos</th> <th>TPos</th> </tr> <tr> <th>Freq</th> <th>Level</th> <th>Line</th> <th>Margin</th> <th>Level</th> <th>Factor</th> <th>Loss</th> <th>Factor</th> <th>Factor</th> <th>Factor</th> <th>Factor</th> <th>cm</th> <th>deg</th> <th>Remark</th> </tr> <tr> <th>MHz</th> <th>dBuV/m</th> <th>dBuV/m</th> <th>dB</th> <th>dBuV</th> <th>dB/m</th> <th>dB</th> <th>dB</th> <th>dB</th> <th>dB</th> <th>dB</th> <th>cm</th> <th>deg</th> <th>Remark</th> </tr> </thead> <tbody> <tr> <td>1</td> <td>5700.00</td> <td>103.15</td> <td>-----</td> <td>-----</td> <td>88.62</td> <td>35.13</td> <td>12.36</td> <td>32.96</td> <td>0.00</td> <td>100</td> <td>39</td> <td>PEAK</td> <td></td> </tr> </tbody> </table>	Limit	Read	Ant	Cable	Preamp	Aux	APos	TPos	Freq	Level	Line	Margin	Level	Factor	Loss	Factor	Factor	Factor	Factor	cm	deg	Remark	MHz	dBuV/m	dBuV/m	dB	dBuV	dB/m	dB	dB	dB	dB	dB	cm	deg	Remark	1	5700.00	103.15	-----	-----	88.62	35.13	12.36	32.96	0.00	100	39	PEAK	
	Limit	Read	Ant	Cable	Preamp	Aux	APos	TPos																																																																																														
Freq	Level	Line	Margin	Level	Factor	Loss	Factor	Factor	Factor	Factor	cm	deg	Remark																																																																																									
MHz	dBuV/m	dBuV/m	dB	dBuV	dB/m	dB	dB	dB	dB	dB	cm	deg	Remark																																																																																									
1	5762.73	55.90	68.30	-12.40	41.20	35.21	12.43	32.94	0.00	100	39	PEAK																																																																																										
Limit	Read	Ant	Cable	Preamp	Aux	APos	TPos																																																																																															
Freq	Level	Line	Margin	Level	Factor	Loss	Factor	Factor	Factor	Factor	cm	deg	Remark																																																																																									
MHz	dBuV/m	dBuV/m	dB	dBuV	dB/m	dB	dB	dB	dB	dB	cm	deg	Remark																																																																																									
1	5700.00	103.15	-----	-----	88.62	35.13	12.36	32.96	0.00	100	39	PEAK																																																																																										
Avg	Blank	<table border="1"> <thead> <tr> <th>Limit</th> <th>Read</th> <th>Ant</th> <th>Cable</th> <th>Preamp</th> <th>Aux</th> <th>APos</th> <th>TPos</th> </tr> <tr> <th>Freq</th> <th>Level</th> <th>Line</th> <th>Margin</th> <th>Level</th> <th>Factor</th> <th>Loss</th> <th>Factor</th> <th>Factor</th> <th>Factor</th> <th>Factor</th> <th>cm</th> <th>deg</th> <th>Remark</th> </tr> <tr> <th>MHz</th> <th>dBuV/m</th> <th>dBuV/m</th> <th>dB</th> <th>dBuV</th> <th>dB/m</th> <th>dB</th> <th>dB</th> <th>dB</th> <th>dB</th> <th>dB</th> <th>cm</th> <th>deg</th> <th>Remark</th> </tr> </thead> <tbody> <tr> <td>1</td> <td>5700.00</td> <td>95.25</td> <td>-----</td> <td>-----</td> <td>80.72</td> <td>35.13</td> <td>12.36</td> <td>32.96</td> <td>0.00</td> <td>100</td> <td>39</td> <td>AVERAGE</td> <td></td> </tr> </tbody> </table>		Limit	Read	Ant	Cable	Preamp	Aux	APos	TPos	Freq	Level	Line	Margin	Level	Factor	Loss	Factor	Factor	Factor	Factor	cm	deg	Remark	MHz	dBuV/m	dBuV/m	dB	dBuV	dB/m	dB	dB	dB	dB	dB	cm	deg	Remark	1	5700.00	95.25	-----	-----	80.72	35.13	12.36	32.96	0.00	100	39	AVERAGE																																																		
Limit	Read	Ant	Cable	Preamp	Aux	APos	TPos																																																																																															
Freq	Level	Line	Margin	Level	Factor	Loss	Factor	Factor	Factor	Factor	cm	deg	Remark																																																																																									
MHz	dBuV/m	dBuV/m	dB	dBuV	dB/m	dB	dB	dB	dB	dB	cm	deg	Remark																																																																																									
1	5700.00	95.25	-----	-----	80.72	35.13	12.36	32.96	0.00	100	39	AVERAGE																																																																																										



Mode	18																																																																																																													
	Harmonic																																																																																																													
	U-NII-2C_5.47-5.725_802.11ac VHT20_CH140_5700MHz																																																																																																													
Pol.	Horizontal	Vertical																																																																																																												
Peak Avg	<table border="1"> <thead> <tr> <th>Limit</th> <th>Read</th> <th>Ant</th> <th>Cable</th> <th>Preamp</th> <th>Aux</th> <th>APos</th> <th>TPos</th> <th>Remark</th> </tr> <tr> <th>Freq</th> <th>Level</th> <th>Line Margin</th> <th>Level Factor</th> <th>Loss Factor</th> <th>Factor</th> <th></th> <th></th> <th></th> </tr> <tr> <th>MHz</th> <th>dBuV/m</th> <th>dBuV/m</th> <th>dB</th> <th>dBuV</th> <th>dB/m</th> <th>dB</th> <th>dB</th> <th>cm</th> <th>deg</th> </tr> </thead> <tbody> <tr> <td>1</td> <td>7599.81</td> <td>45.68</td> <td>74.00</td> <td>-28.32</td> <td>59.98</td> <td>35.00</td> <td>11.95</td> <td>62.05</td> <td>0.00</td> <td>300</td> <td>360</td> <td>PEAK</td> </tr> <tr> <td>2</td> <td>11400.00</td> <td>46.91</td> <td>74.00</td> <td>-27.09</td> <td>55.37</td> <td>38.24</td> <td>14.85</td> <td>61.55</td> <td>0.00</td> <td>300</td> <td>360</td> <td>PEAK</td> </tr> </tbody> </table>	Limit	Read	Ant	Cable	Preamp	Aux	APos	TPos	Remark	Freq	Level	Line Margin	Level Factor	Loss Factor	Factor				MHz	dBuV/m	dBuV/m	dB	dBuV	dB/m	dB	dB	cm	deg	1	7599.81	45.68	74.00	-28.32	59.98	35.00	11.95	62.05	0.00	300	360	PEAK	2	11400.00	46.91	74.00	-27.09	55.37	38.24	14.85	61.55	0.00	300	360	PEAK	<table border="1"> <thead> <tr> <th>Limit</th> <th>Read</th> <th>Ant</th> <th>Cable</th> <th>Preamp</th> <th>Aux</th> <th>APos</th> <th>TPos</th> <th>Remark</th> </tr> <tr> <th>Freq</th> <th>Level</th> <th>Line Margin</th> <th>Level Factor</th> <th>Loss Factor</th> <th>Factor</th> <th></th> <th></th> <th></th> </tr> <tr> <th>MHz</th> <th>dBuV/m</th> <th>dBuV/m</th> <th>dB</th> <th>dBuV</th> <th>dB/m</th> <th>dB</th> <th>dB</th> <th>cm</th> <th>deg</th> </tr> </thead> <tbody> <tr> <td>1</td> <td>7599.81</td> <td>45.81</td> <td>74.00</td> <td>-28.19</td> <td>60.11</td> <td>35.80</td> <td>11.95</td> <td>62.05</td> <td>0.00</td> <td>100</td> <td>360</td> <td>PEAK</td> </tr> <tr> <td>2</td> <td>11400.00</td> <td>46.10</td> <td>74.00</td> <td>-27.90</td> <td>54.56</td> <td>38.24</td> <td>14.85</td> <td>61.55</td> <td>0.00</td> <td>100</td> <td>360</td> <td>PEAK</td> </tr> </tbody> </table>	Limit	Read	Ant	Cable	Preamp	Aux	APos	TPos	Remark	Freq	Level	Line Margin	Level Factor	Loss Factor	Factor				MHz	dBuV/m	dBuV/m	dB	dBuV	dB/m	dB	dB	cm	deg	1	7599.81	45.81	74.00	-28.19	60.11	35.80	11.95	62.05	0.00	100	360	PEAK	2	11400.00	46.10	74.00	-27.90	54.56	38.24	14.85	61.55	0.00	100	360	PEAK
Limit	Read	Ant	Cable	Preamp	Aux	APos	TPos	Remark																																																																																																						
Freq	Level	Line Margin	Level Factor	Loss Factor	Factor																																																																																																									
MHz	dBuV/m	dBuV/m	dB	dBuV	dB/m	dB	dB	cm	deg																																																																																																					
1	7599.81	45.68	74.00	-28.32	59.98	35.00	11.95	62.05	0.00	300	360	PEAK																																																																																																		
2	11400.00	46.91	74.00	-27.09	55.37	38.24	14.85	61.55	0.00	300	360	PEAK																																																																																																		
Limit	Read	Ant	Cable	Preamp	Aux	APos	TPos	Remark																																																																																																						
Freq	Level	Line Margin	Level Factor	Loss Factor	Factor																																																																																																									
MHz	dBuV/m	dBuV/m	dB	dBuV	dB/m	dB	dB	cm	deg																																																																																																					
1	7599.81	45.81	74.00	-28.19	60.11	35.80	11.95	62.05	0.00	100	360	PEAK																																																																																																		
2	11400.00	46.10	74.00	-27.90	54.56	38.24	14.85	61.55	0.00	100	360	PEAK																																																																																																		





Mode		19																																																																										
		Band Edge - L																																																																										
		U-NII-1_5.15-5.25_802.11ac VHT40_CH38_5190MHz																																																																										
Pol.	Horizontal	Fundamental																																																																										
Peak	<table border="1"> <thead> <tr> <th>Limit</th> <th>Read</th> <th>Ant</th> <th>Cable</th> <th>Preamp</th> <th>Aux</th> <th>APos</th> <th>TPos</th> </tr> <tr> <th>Freq</th> <th>Level</th> <th>Line</th> <th>Margin</th> <th>Level</th> <th>Factor</th> <th>Loss</th> <th>Factor</th> </tr> <tr> <th>MHz</th> <th>dBuV/m</th> <th>dBuV/m</th> <th>dB</th> <th>dBuV</th> <th>dB/m</th> <th>dB</th> <th>dB</th> </tr> </thead> <tbody> <tr> <td>1</td> <td>5146.10</td> <td>58.95</td> <td>74.00</td> <td>-15.05</td> <td>46.87</td> <td>34.10</td> <td>9.78</td> <td>31.00</td> <td>0.00</td> <td>102</td> <td>232</td> <td>PEAK</td> </tr> </tbody> </table>	Limit	Read	Ant	Cable	Preamp	Aux	APos	TPos	Freq	Level	Line	Margin	Level	Factor	Loss	Factor	MHz	dBuV/m	dBuV/m	dB	dBuV	dB/m	dB	dB	1	5146.10	58.95	74.00	-15.05	46.87	34.10	9.78	31.00	0.00	102	232	PEAK	<table border="1"> <thead> <tr> <th>Limit</th> <th>Read</th> <th>Ant</th> <th>Cable</th> <th>Preamp</th> <th>Aux</th> <th>APos</th> <th>TPos</th> </tr> <tr> <th>Freq</th> <th>Level</th> <th>Line</th> <th>Margin</th> <th>Level</th> <th>Factor</th> <th>Loss</th> <th>Factor</th> </tr> <tr> <th>MHz</th> <th>dBuV/m</th> <th>dBuV/m</th> <th>dB</th> <th>dBuV</th> <th>dB/m</th> <th>dB</th> <th>dB</th> </tr> </thead> <tbody> <tr> <td>1</td> <td>5190.00</td> <td>105.33</td> <td>-----</td> <td>-----</td> <td>93.23</td> <td>34.10</td> <td>9.83</td> <td>31.83</td> <td>0.00</td> <td>102</td> <td>232</td> <td>PEAK</td> </tr> </tbody> </table>	Limit	Read	Ant	Cable	Preamp	Aux	APos	TPos	Freq	Level	Line	Margin	Level	Factor	Loss	Factor	MHz	dBuV/m	dBuV/m	dB	dBuV	dB/m	dB	dB	1	5190.00	105.33	-----	-----	93.23	34.10	9.83	31.83	0.00	102	232	PEAK
Limit	Read	Ant	Cable	Preamp	Aux	APos	TPos																																																																					
Freq	Level	Line	Margin	Level	Factor	Loss	Factor																																																																					
MHz	dBuV/m	dBuV/m	dB	dBuV	dB/m	dB	dB																																																																					
1	5146.10	58.95	74.00	-15.05	46.87	34.10	9.78	31.00	0.00	102	232	PEAK																																																																
Limit	Read	Ant	Cable	Preamp	Aux	APos	TPos																																																																					
Freq	Level	Line	Margin	Level	Factor	Loss	Factor																																																																					
MHz	dBuV/m	dBuV/m	dB	dBuV	dB/m	dB	dB																																																																					
1	5190.00	105.33	-----	-----	93.23	34.10	9.83	31.83	0.00	102	232	PEAK																																																																
Avg	<table border="1"> <thead> <tr> <th>Limit</th> <th>Read</th> <th>Ant</th> <th>Cable</th> <th>Preamp</th> <th>Aux</th> <th>APos</th> <th>TPos</th> </tr> <tr> <th>Freq</th> <th>Level</th> <th>Line</th> <th>Margin</th> <th>Level</th> <th>Factor</th> <th>Loss</th> <th>Factor</th> </tr> <tr> <th>MHz</th> <th>dBuV/m</th> <th>dBuV/m</th> <th>dB</th> <th>dBuV</th> <th>dB/m</th> <th>dB</th> <th>dB</th> </tr> </thead> <tbody> <tr> <td>1</td> <td>5149.30</td> <td>50.03</td> <td>54.00</td> <td>-3.97</td> <td>37.94</td> <td>34.10</td> <td>9.79</td> <td>31.00</td> <td>0.00</td> <td>102</td> <td>232</td> <td>AVERAGE</td> </tr> </tbody> </table>	Limit	Read	Ant	Cable	Preamp	Aux	APos	TPos	Freq	Level	Line	Margin	Level	Factor	Loss	Factor	MHz	dBuV/m	dBuV/m	dB	dBuV	dB/m	dB	dB	1	5149.30	50.03	54.00	-3.97	37.94	34.10	9.79	31.00	0.00	102	232	AVERAGE	<table border="1"> <thead> <tr> <th>Limit</th> <th>Read</th> <th>Ant</th> <th>Cable</th> <th>Preamp</th> <th>Aux</th> <th>APos</th> <th>TPos</th> </tr> <tr> <th>Freq</th> <th>Level</th> <th>Line</th> <th>Margin</th> <th>Level</th> <th>Factor</th> <th>Loss</th> <th>Factor</th> </tr> <tr> <th>MHz</th> <th>dBuV/m</th> <th>dBuV/m</th> <th>dB</th> <th>dBuV</th> <th>dB/m</th> <th>dB</th> <th>dB</th> </tr> </thead> <tbody> <tr> <td>1</td> <td>5190.00</td> <td>96.49</td> <td>-----</td> <td>-----</td> <td>84.40</td> <td>34.10</td> <td>9.82</td> <td>31.83</td> <td>0.00</td> <td>102</td> <td>232</td> <td>AVERAGE</td> </tr> </tbody> </table>	Limit	Read	Ant	Cable	Preamp	Aux	APos	TPos	Freq	Level	Line	Margin	Level	Factor	Loss	Factor	MHz	dBuV/m	dBuV/m	dB	dBuV	dB/m	dB	dB	1	5190.00	96.49	-----	-----	84.40	34.10	9.82	31.83	0.00	102	232	AVERAGE
Limit	Read	Ant	Cable	Preamp	Aux	APos	TPos																																																																					
Freq	Level	Line	Margin	Level	Factor	Loss	Factor																																																																					
MHz	dBuV/m	dBuV/m	dB	dBuV	dB/m	dB	dB																																																																					
1	5149.30	50.03	54.00	-3.97	37.94	34.10	9.79	31.00	0.00	102	232	AVERAGE																																																																
Limit	Read	Ant	Cable	Preamp	Aux	APos	TPos																																																																					
Freq	Level	Line	Margin	Level	Factor	Loss	Factor																																																																					
MHz	dBuV/m	dBuV/m	dB	dBuV	dB/m	dB	dB																																																																					
1	5190.00	96.49	-----	-----	84.40	34.10	9.82	31.83	0.00	102	232	AVERAGE																																																																



19																																																																									
Mode	Band Edge - R																																																																								
	U-NII-1_5.15-5.25_802.11ac VHT40_CH38_5190MHz																																																																								
Pol.	Horizontal																																																																								
Pol.	Fundamental																																																																								
Peak	<table border="1"> <thead> <tr> <th>Limit</th> <th>Read</th> <th>Ant</th> <th>Cable</th> <th>Preamp</th> <th>Aux</th> <th>APos</th> <th>TPos</th> </tr> <tr> <th>Freq</th> <th>Level</th> <th>Line</th> <th>Margin</th> <th>Level</th> <th>Factor</th> <th>Loss</th> <th>Factor</th> </tr> <tr> <th>MHz</th> <th>dBuV/m</th> <th>dBuV/m</th> <th>dB</th> <th>dBuV</th> <th>dB/m</th> <th>dB</th> <th>dB</th> </tr> </thead> <tbody> <tr> <td>1</td> <td>5401.41</td> <td>53.33</td> <td>74.00</td> <td>-20.67</td> <td>40.55</td> <td>34.80</td> <td>9.94</td> </tr> <tr> <td></td> <td></td> <td></td> <td></td> <td></td> <td></td> <td></td> <td>31.96</td> </tr> <tr> <td></td> <td></td> <td></td> <td></td> <td></td> <td></td> <td></td> <td>0.00</td> </tr> <tr> <td></td> <td></td> <td></td> <td></td> <td></td> <td></td> <td></td> <td>102</td> </tr> <tr> <td></td> <td></td> <td></td> <td></td> <td></td> <td></td> <td></td> <td>232</td> </tr> <tr> <td></td> <td></td> <td></td> <td></td> <td></td> <td></td> <td></td> <td>PEAK</td> </tr> </tbody> </table>	Limit	Read	Ant	Cable	Preamp	Aux	APos	TPos	Freq	Level	Line	Margin	Level	Factor	Loss	Factor	MHz	dBuV/m	dBuV/m	dB	dBuV	dB/m	dB	dB	1	5401.41	53.33	74.00	-20.67	40.55	34.80	9.94								31.96								0.00								102								232								PEAK
Limit	Read	Ant	Cable	Preamp	Aux	APos	TPos																																																																		
Freq	Level	Line	Margin	Level	Factor	Loss	Factor																																																																		
MHz	dBuV/m	dBuV/m	dB	dBuV	dB/m	dB	dB																																																																		
1	5401.41	53.33	74.00	-20.67	40.55	34.80	9.94																																																																		
							31.96																																																																		
							0.00																																																																		
							102																																																																		
							232																																																																		
							PEAK																																																																		
Avg	<table border="1"> <thead> <tr> <th>Limit</th> <th>Read</th> <th>Ant</th> <th>Cable</th> <th>Preamp</th> <th>Aux</th> <th>APos</th> <th>TPos</th> </tr> <tr> <th>Freq</th> <th>Level</th> <th>Line</th> <th>Margin</th> <th>Level</th> <th>Factor</th> <th>Loss</th> <th>Factor</th> </tr> <tr> <th>MHz</th> <th>dBuV/m</th> <th>dBuV/m</th> <th>dB</th> <th>dBuV</th> <th>dB/m</th> <th>dB</th> <th>dB</th> </tr> </thead> <tbody> <tr> <td>1</td> <td>5383.32</td> <td>43.92</td> <td>54.00</td> <td>-10.08</td> <td>31.19</td> <td>34.74</td> <td>9.93</td> </tr> <tr> <td></td> <td></td> <td></td> <td></td> <td></td> <td></td> <td></td> <td>31.94</td> </tr> <tr> <td></td> <td></td> <td></td> <td></td> <td></td> <td></td> <td></td> <td>0.00</td> </tr> <tr> <td></td> <td></td> <td></td> <td></td> <td></td> <td></td> <td></td> <td>102</td> </tr> <tr> <td></td> <td></td> <td></td> <td></td> <td></td> <td></td> <td></td> <td>232</td> </tr> <tr> <td></td> <td></td> <td></td> <td></td> <td></td> <td></td> <td></td> <td>AVERAGE</td> </tr> </tbody> </table>	Limit	Read	Ant	Cable	Preamp	Aux	APos	TPos	Freq	Level	Line	Margin	Level	Factor	Loss	Factor	MHz	dBuV/m	dBuV/m	dB	dBuV	dB/m	dB	dB	1	5383.32	43.92	54.00	-10.08	31.19	34.74	9.93								31.94								0.00								102								232								AVERAGE
Limit	Read	Ant	Cable	Preamp	Aux	APos	TPos																																																																		
Freq	Level	Line	Margin	Level	Factor	Loss	Factor																																																																		
MHz	dBuV/m	dBuV/m	dB	dBuV	dB/m	dB	dB																																																																		
1	5383.32	43.92	54.00	-10.08	31.19	34.74	9.93																																																																		
							31.94																																																																		
							0.00																																																																		
							102																																																																		
							232																																																																		
							AVERAGE																																																																		



Mode		19																																																																														
		Band Edge - L																																																																														
		U-NII-1_5.15-5.25_802.11ac VHT40_CH38_5190MHz																																																																														
Pol.	Vertical	Fundamental																																																																														
Peak	<table border="1"> <thead> <tr> <th>Limit</th> <th>Read</th> <th>Ant</th> <th>Cable</th> <th>Preamp</th> <th>Aux</th> <th>APos</th> <th>TPos</th> </tr> <tr> <th>Freq</th> <th>Level</th> <th>Line Margin</th> <th>Level Factor</th> <th>Loss Factor</th> <th>Factor</th> <th>Factor</th> <th>Remark</th> </tr> <tr> <th>MHz</th> <th>dBuV/m</th> <th>dBuV/m</th> <th>dB</th> <th>dBuV</th> <th>dB/m</th> <th>dB</th> <th>dB</th> <th>cm</th> <th>deg</th> </tr> </thead> <tbody> <tr> <td>1</td> <td>5148.60</td> <td>56.70</td> <td>74.00</td> <td>-17.30</td> <td>44.61</td> <td>34.10</td> <td>9.79</td> <td>31.00</td> <td>0.00</td> <td>379</td> <td>23</td> <td>PEAK</td> </tr> </tbody> </table>	Limit	Read	Ant	Cable	Preamp	Aux	APos	TPos	Freq	Level	Line Margin	Level Factor	Loss Factor	Factor	Factor	Remark	MHz	dBuV/m	dBuV/m	dB	dBuV	dB/m	dB	dB	cm	deg	1	5148.60	56.70	74.00	-17.30	44.61	34.10	9.79	31.00	0.00	379	23	PEAK	<table border="1"> <thead> <tr> <th>Limit</th> <th>Read</th> <th>Ant</th> <th>Cable</th> <th>Preamp</th> <th>Aux</th> <th>APos</th> <th>TPos</th> </tr> <tr> <th>Freq</th> <th>Level</th> <th>Line Margin</th> <th>Level Factor</th> <th>Loss Factor</th> <th>Factor</th> <th>Factor</th> <th>Remark</th> </tr> <tr> <th>MHz</th> <th>dBuV/m</th> <th>dBuV/m</th> <th>dB</th> <th>dBuV</th> <th>dB/m</th> <th>dB</th> <th>dB</th> <th>cm</th> <th>deg</th> </tr> </thead> <tbody> <tr> <td>1</td> <td>5190.00</td> <td>99.81</td> <td>-----</td> <td>-----</td> <td>87.72</td> <td>34.10</td> <td>9.82</td> <td>31.83</td> <td>0.00</td> <td>379</td> <td>23</td> <td>PEAK</td> </tr> </tbody> </table>	Limit	Read	Ant	Cable	Preamp	Aux	APos	TPos	Freq	Level	Line Margin	Level Factor	Loss Factor	Factor	Factor	Remark	MHz	dBuV/m	dBuV/m	dB	dBuV	dB/m	dB	dB	cm	deg	1	5190.00	99.81	-----	-----	87.72	34.10	9.82	31.83	0.00	379	23	PEAK
	Limit	Read	Ant	Cable	Preamp	Aux	APos	TPos																																																																								
Freq	Level	Line Margin	Level Factor	Loss Factor	Factor	Factor	Remark																																																																									
MHz	dBuV/m	dBuV/m	dB	dBuV	dB/m	dB	dB	cm	deg																																																																							
1	5148.60	56.70	74.00	-17.30	44.61	34.10	9.79	31.00	0.00	379	23	PEAK																																																																				
Limit	Read	Ant	Cable	Preamp	Aux	APos	TPos																																																																									
Freq	Level	Line Margin	Level Factor	Loss Factor	Factor	Factor	Remark																																																																									
MHz	dBuV/m	dBuV/m	dB	dBuV	dB/m	dB	dB	cm	deg																																																																							
1	5190.00	99.81	-----	-----	87.72	34.10	9.82	31.83	0.00	379	23	PEAK																																																																				
Avg	<table border="1"> <thead> <tr> <th>Limit</th> <th>Read</th> <th>Ant</th> <th>Cable</th> <th>Preamp</th> <th>Aux</th> <th>APos</th> <th>TPos</th> </tr> <tr> <th>Freq</th> <th>Level</th> <th>Line Margin</th> <th>Level Factor</th> <th>Loss Factor</th> <th>Factor</th> <th>Factor</th> <th>Remark</th> </tr> <tr> <th>MHz</th> <th>dBuV/m</th> <th>dBuV/m</th> <th>dB</th> <th>dBuV</th> <th>dB/m</th> <th>dB</th> <th>dB</th> <th>cm</th> <th>deg</th> </tr> </thead> <tbody> <tr> <td>1</td> <td>5149.60</td> <td>46.50</td> <td>54.00</td> <td>-7.50</td> <td>34.41</td> <td>34.10</td> <td>9.79</td> <td>31.00</td> <td>0.00</td> <td>379</td> <td>23</td> <td>AVERAGE</td> </tr> </tbody> </table>	Limit	Read	Ant	Cable	Preamp	Aux	APos	TPos	Freq	Level	Line Margin	Level Factor	Loss Factor	Factor	Factor	Remark	MHz	dBuV/m	dBuV/m	dB	dBuV	dB/m	dB	dB	cm	deg	1	5149.60	46.50	54.00	-7.50	34.41	34.10	9.79	31.00	0.00	379	23	AVERAGE	<table border="1"> <thead> <tr> <th>Limit</th> <th>Read</th> <th>Ant</th> <th>Cable</th> <th>Preamp</th> <th>Aux</th> <th>APos</th> <th>TPos</th> </tr> <tr> <th>Freq</th> <th>Level</th> <th>Line Margin</th> <th>Level Factor</th> <th>Loss Factor</th> <th>Factor</th> <th>Factor</th> <th>Remark</th> </tr> <tr> <th>MHz</th> <th>dBuV/m</th> <th>dBuV/m</th> <th>dB</th> <th>dBuV</th> <th>dB/m</th> <th>dB</th> <th>dB</th> <th>cm</th> <th>deg</th> </tr> </thead> <tbody> <tr> <td>1</td> <td>5190.00</td> <td>91.49</td> <td>-----</td> <td>-----</td> <td>79.40</td> <td>34.10</td> <td>9.82</td> <td>31.83</td> <td>0.00</td> <td>379</td> <td>23</td> <td>AVERAGE</td> </tr> </tbody> </table>	Limit	Read	Ant	Cable	Preamp	Aux	APos	TPos	Freq	Level	Line Margin	Level Factor	Loss Factor	Factor	Factor	Remark	MHz	dBuV/m	dBuV/m	dB	dBuV	dB/m	dB	dB	cm	deg	1	5190.00	91.49	-----	-----	79.40	34.10	9.82	31.83	0.00	379	23	AVERAGE
Limit	Read	Ant	Cable	Preamp	Aux	APos	TPos																																																																									
Freq	Level	Line Margin	Level Factor	Loss Factor	Factor	Factor	Remark																																																																									
MHz	dBuV/m	dBuV/m	dB	dBuV	dB/m	dB	dB	cm	deg																																																																							
1	5149.60	46.50	54.00	-7.50	34.41	34.10	9.79	31.00	0.00	379	23	AVERAGE																																																																				
Limit	Read	Ant	Cable	Preamp	Aux	APos	TPos																																																																									
Freq	Level	Line Margin	Level Factor	Loss Factor	Factor	Factor	Remark																																																																									
MHz	dBuV/m	dBuV/m	dB	dBuV	dB/m	dB	dB	cm	deg																																																																							
1	5190.00	91.49	-----	-----	79.40	34.10	9.82	31.83	0.00	379	23	AVERAGE																																																																				



		19																																																																									
Mode	Band Edge - R																																																																										
	U-NII-1_5.15-5.25_802.11ac VHT40_CH38_5190MHz																																																																										
Pol.	Vertical	Fundamental																																																																									
Peak	<table border="1"> <thead> <tr> <th>Limit</th> <th>Read</th> <th>Ant</th> <th>Cable</th> <th>Preamp</th> <th>Aux</th> <th>APos</th> <th>TPos</th> </tr> <tr> <th>Freq</th> <th>Level</th> <th>Line</th> <th>Margin</th> <th>Level</th> <th>Factor</th> <th>Loss</th> <th>Factor</th> </tr> <tr> <th>MHz</th> <th>dBuV/m</th> <th>dBuV/m</th> <th>dB</th> <th>dBuV</th> <th>dB/m</th> <th>dB</th> <th>dB</th> </tr> </thead> <tbody> <tr> <td>1</td> <td>5376.84</td> <td>53.70</td> <td>74.00</td> <td>-20.30</td> <td>40.99</td> <td>34.72</td> <td>9.93</td> </tr> <tr> <td></td> <td></td> <td></td> <td></td> <td></td> <td></td> <td></td> <td>31.94</td> </tr> <tr> <td></td> <td></td> <td></td> <td></td> <td></td> <td></td> <td></td> <td>0.00</td> </tr> <tr> <td></td> <td></td> <td></td> <td></td> <td></td> <td></td> <td></td> <td>379</td> </tr> <tr> <td></td> <td></td> <td></td> <td></td> <td></td> <td></td> <td></td> <td>23</td> </tr> <tr> <td></td> <td></td> <td></td> <td></td> <td></td> <td></td> <td></td> <td>PEAK</td> </tr> </tbody> </table>	Limit	Read	Ant	Cable	Preamp	Aux	APos	TPos	Freq	Level	Line	Margin	Level	Factor	Loss	Factor	MHz	dBuV/m	dBuV/m	dB	dBuV	dB/m	dB	dB	1	5376.84	53.70	74.00	-20.30	40.99	34.72	9.93								31.94								0.00								379								23								PEAK	Blank	
Limit	Read	Ant	Cable	Preamp	Aux	APos	TPos																																																																				
Freq	Level	Line	Margin	Level	Factor	Loss	Factor																																																																				
MHz	dBuV/m	dBuV/m	dB	dBuV	dB/m	dB	dB																																																																				
1	5376.84	53.70	74.00	-20.30	40.99	34.72	9.93																																																																				
							31.94																																																																				
							0.00																																																																				
							379																																																																				
							23																																																																				
							PEAK																																																																				
Avg	<table border="1"> <thead> <tr> <th>Limit</th> <th>Read</th> <th>Ant</th> <th>Cable</th> <th>Preamp</th> <th>Aux</th> <th>APos</th> <th>TPos</th> </tr> <tr> <th>Freq</th> <th>Level</th> <th>Line</th> <th>Margin</th> <th>Level</th> <th>Factor</th> <th>Loss</th> <th>Factor</th> </tr> <tr> <th>MHz</th> <th>dBuV/m</th> <th>dBuV/m</th> <th>dB</th> <th>dBuV</th> <th>dB/m</th> <th>dB</th> <th>dB</th> </tr> </thead> <tbody> <tr> <td>1</td> <td>5438.40</td> <td>43.71</td> <td>54.00</td> <td>-10.29</td> <td>30.90</td> <td>34.00</td> <td>9.99</td> </tr> <tr> <td></td> <td></td> <td></td> <td></td> <td></td> <td></td> <td></td> <td>31.98</td> </tr> <tr> <td></td> <td></td> <td></td> <td></td> <td></td> <td></td> <td></td> <td>0.00</td> </tr> <tr> <td></td> <td></td> <td></td> <td></td> <td></td> <td></td> <td></td> <td>379</td> </tr> <tr> <td></td> <td></td> <td></td> <td></td> <td></td> <td></td> <td></td> <td>23</td> </tr> <tr> <td></td> <td></td> <td></td> <td></td> <td></td> <td></td> <td></td> <td>AVERAGE</td> </tr> </tbody> </table>	Limit	Read	Ant	Cable	Preamp	Aux	APos	TPos	Freq	Level	Line	Margin	Level	Factor	Loss	Factor	MHz	dBuV/m	dBuV/m	dB	dBuV	dB/m	dB	dB	1	5438.40	43.71	54.00	-10.29	30.90	34.00	9.99								31.98								0.00								379								23								AVERAGE	Blank	
Limit	Read	Ant	Cable	Preamp	Aux	APos	TPos																																																																				
Freq	Level	Line	Margin	Level	Factor	Loss	Factor																																																																				
MHz	dBuV/m	dBuV/m	dB	dBuV	dB/m	dB	dB																																																																				
1	5438.40	43.71	54.00	-10.29	30.90	34.00	9.99																																																																				
							31.98																																																																				
							0.00																																																																				
							379																																																																				
							23																																																																				
							AVERAGE																																																																				



Mode	19																																																																									
	Harmonic																																																																									
	U-NII-1_5.15-5.25_802.11ac VHT40_CH38_5190MHz																																																																									
Pol.	Horizontal	Vertical																																																																								
Peak Avg	<table border="1"> <thead> <tr> <th>Limit</th> <th>Read</th> <th>Ant</th> <th>Cable</th> <th>Preamp</th> <th>Aux</th> <th>APos</th> <th>TPos</th> </tr> <tr> <th>Freq</th> <th>Level</th> <th>Line Margin</th> <th>Level Factor</th> <th>Loss Factor</th> <th>Factor</th> <th></th> <th>Remark</th> </tr> <tr> <th>MHz</th> <th>dBuV/m</th> <th>dBuV/m</th> <th>dB</th> <th>dBuV</th> <th>dB/m</th> <th>dB</th> <th>dB</th> </tr> </thead> <tbody> <tr> <td>1 10380.00</td> <td>46.24</td> <td>68.30</td> <td>-22.06</td> <td>56.29</td> <td>37.65</td> <td>14.14</td> <td>61.84</td> <td>0.00</td> <td>100</td> <td>0</td> <td>PEAK</td> </tr> </tbody> </table>	Limit	Read	Ant	Cable	Preamp	Aux	APos	TPos	Freq	Level	Line Margin	Level Factor	Loss Factor	Factor		Remark	MHz	dBuV/m	dBuV/m	dB	dBuV	dB/m	dB	dB	1 10380.00	46.24	68.30	-22.06	56.29	37.65	14.14	61.84	0.00	100	0	PEAK	<table border="1"> <thead> <tr> <th>Limit</th> <th>Read</th> <th>Ant</th> <th>Cable</th> <th>Preamp</th> <th>Aux</th> <th>APos</th> <th>TPos</th> </tr> <tr> <th>Freq</th> <th>Level</th> <th>Line Margin</th> <th>Level Factor</th> <th>Loss Factor</th> <th>Factor</th> <th></th> <th>Remark</th> </tr> <tr> <th>MHz</th> <th>dBuV/m</th> <th>dBuV/m</th> <th>dB</th> <th>dBuV</th> <th>dB/m</th> <th>dB</th> <th>dB</th> </tr> </thead> <tbody> <tr> <td>1 10380.00</td> <td>45.90</td> <td>68.30</td> <td>-22.40</td> <td>55.95</td> <td>37.65</td> <td>14.14</td> <td>61.84</td> <td>0.00</td> <td>300</td> <td>0</td> <td>PEAK</td> </tr> </tbody> </table>	Limit	Read	Ant	Cable	Preamp	Aux	APos	TPos	Freq	Level	Line Margin	Level Factor	Loss Factor	Factor		Remark	MHz	dBuV/m	dBuV/m	dB	dBuV	dB/m	dB	dB	1 10380.00	45.90	68.30	-22.40	55.95	37.65	14.14	61.84	0.00	300	0	PEAK
Limit	Read	Ant	Cable	Preamp	Aux	APos	TPos																																																																			
Freq	Level	Line Margin	Level Factor	Loss Factor	Factor		Remark																																																																			
MHz	dBuV/m	dBuV/m	dB	dBuV	dB/m	dB	dB																																																																			
1 10380.00	46.24	68.30	-22.06	56.29	37.65	14.14	61.84	0.00	100	0	PEAK																																																															
Limit	Read	Ant	Cable	Preamp	Aux	APos	TPos																																																																			
Freq	Level	Line Margin	Level Factor	Loss Factor	Factor		Remark																																																																			
MHz	dBuV/m	dBuV/m	dB	dBuV	dB/m	dB	dB																																																																			
1 10380.00	45.90	68.30	-22.40	55.95	37.65	14.14	61.84	0.00	300	0	PEAK																																																															



Mode	20																																																																															
	Band Edge - L																																																																															
	U-NII-1_5.15-5.25_802.11ac VHT40_CH46_5230MHz																																																																															
Pol.	Horizontal	Fundamental																																																																														
Peak	<table border="1"> <thead> <tr> <th>Limit</th> <th>Read</th> <th>Ant</th> <th>Cable</th> <th>Preamp</th> <th>Aux</th> <th>APos</th> <th>TPos</th> </tr> <tr> <th>Freq</th> <th>Level</th> <th>Line Margin</th> <th>Level Factor</th> <th>Loss Factor</th> <th>Factor</th> <th>Factor</th> <th>Remark</th> </tr> <tr> <th>MHz</th> <th>dBuV/m</th> <th>dBuV/m</th> <th>dB</th> <th>dBuV</th> <th>dB/m</th> <th>dB</th> <th>dB</th> <th>cm</th> <th>deg</th> </tr> </thead> <tbody> <tr> <td>1</td> <td>5147.43</td> <td>54.79</td> <td>74.00</td> <td>-19.21</td> <td>41.45</td> <td>34.62</td> <td>11.86</td> <td>33.14</td> <td>0.00</td> <td>100</td> <td>255</td> <td>PEAK</td> </tr> </tbody> </table>	Limit	Read	Ant	Cable	Preamp	Aux	APos	TPos	Freq	Level	Line Margin	Level Factor	Loss Factor	Factor	Factor	Remark	MHz	dBuV/m	dBuV/m	dB	dBuV	dB/m	dB	dB	cm	deg	1	5147.43	54.79	74.00	-19.21	41.45	34.62	11.86	33.14	0.00	100	255	PEAK	<table border="1"> <thead> <tr> <th>Limit</th> <th>Read</th> <th>Ant</th> <th>Cable</th> <th>Preamp</th> <th>Aux</th> <th>APos</th> <th>TPos</th> </tr> <tr> <th>Freq</th> <th>Level</th> <th>Line Margin</th> <th>Level Factor</th> <th>Loss Factor</th> <th>Factor</th> <th>Factor</th> <th>Remark</th> </tr> <tr> <th>MHz</th> <th>dBuV/m</th> <th>dBuV/m</th> <th>dB</th> <th>dBuV</th> <th>dB/m</th> <th>dB</th> <th>dB</th> <th>cm</th> <th>deg</th> </tr> </thead> <tbody> <tr> <td>1</td> <td>5230.00</td> <td>104.72</td> <td>-----</td> <td>-----</td> <td>91.21</td> <td>34.68</td> <td>11.94</td> <td>33.11</td> <td>0.00</td> <td>100</td> <td>255</td> <td>PEAK</td> </tr> </tbody> </table>	Limit	Read	Ant	Cable	Preamp	Aux	APos	TPos	Freq	Level	Line Margin	Level Factor	Loss Factor	Factor	Factor	Remark	MHz	dBuV/m	dBuV/m	dB	dBuV	dB/m	dB	dB	cm	deg	1	5230.00	104.72	-----	-----	91.21	34.68	11.94	33.11	0.00	100	255	PEAK
Limit	Read	Ant	Cable	Preamp	Aux	APos	TPos																																																																									
Freq	Level	Line Margin	Level Factor	Loss Factor	Factor	Factor	Remark																																																																									
MHz	dBuV/m	dBuV/m	dB	dBuV	dB/m	dB	dB	cm	deg																																																																							
1	5147.43	54.79	74.00	-19.21	41.45	34.62	11.86	33.14	0.00	100	255	PEAK																																																																				
Limit	Read	Ant	Cable	Preamp	Aux	APos	TPos																																																																									
Freq	Level	Line Margin	Level Factor	Loss Factor	Factor	Factor	Remark																																																																									
MHz	dBuV/m	dBuV/m	dB	dBuV	dB/m	dB	dB	cm	deg																																																																							
1	5230.00	104.72	-----	-----	91.21	34.68	11.94	33.11	0.00	100	255	PEAK																																																																				
Avg	<table border="1"> <thead> <tr> <th>Limit</th> <th>Read</th> <th>Ant</th> <th>Cable</th> <th>Preamp</th> <th>Aux</th> <th>APos</th> <th>TPos</th> </tr> <tr> <th>Freq</th> <th>Level</th> <th>Line Margin</th> <th>Level Factor</th> <th>Loss Factor</th> <th>Factor</th> <th>Factor</th> <th>Remark</th> </tr> <tr> <th>MHz</th> <th>dBuV/m</th> <th>dBuV/m</th> <th>dB</th> <th>dBuV</th> <th>dB/m</th> <th>dB</th> <th>dB</th> <th>cm</th> <th>deg</th> </tr> </thead> <tbody> <tr> <td>1</td> <td>5147.89</td> <td>46.25</td> <td>54.00</td> <td>-7.75</td> <td>32.91</td> <td>34.62</td> <td>11.86</td> <td>33.14</td> <td>0.00</td> <td>100</td> <td>255</td> <td>AVERAGE</td> </tr> </tbody> </table>	Limit	Read	Ant	Cable	Preamp	Aux	APos	TPos	Freq	Level	Line Margin	Level Factor	Loss Factor	Factor	Factor	Remark	MHz	dBuV/m	dBuV/m	dB	dBuV	dB/m	dB	dB	cm	deg	1	5147.89	46.25	54.00	-7.75	32.91	34.62	11.86	33.14	0.00	100	255	AVERAGE	<table border="1"> <thead> <tr> <th>Limit</th> <th>Read</th> <th>Ant</th> <th>Cable</th> <th>Preamp</th> <th>Aux</th> <th>APos</th> <th>TPos</th> </tr> <tr> <th>Freq</th> <th>Level</th> <th>Line Margin</th> <th>Level Factor</th> <th>Loss Factor</th> <th>Factor</th> <th>Factor</th> <th>Remark</th> </tr> <tr> <th>MHz</th> <th>dBuV/m</th> <th>dBuV/m</th> <th>dB</th> <th>dBuV</th> <th>dB/m</th> <th>dB</th> <th>dB</th> <th>cm</th> <th>deg</th> </tr> </thead> <tbody> <tr> <td>1</td> <td>5230.00</td> <td>97.08</td> <td>-----</td> <td>-----</td> <td>83.57</td> <td>34.68</td> <td>11.94</td> <td>33.11</td> <td>0.00</td> <td>100</td> <td>255</td> <td>AVERAGE</td> </tr> </tbody> </table>	Limit	Read	Ant	Cable	Preamp	Aux	APos	TPos	Freq	Level	Line Margin	Level Factor	Loss Factor	Factor	Factor	Remark	MHz	dBuV/m	dBuV/m	dB	dBuV	dB/m	dB	dB	cm	deg	1	5230.00	97.08	-----	-----	83.57	34.68	11.94	33.11	0.00	100	255	AVERAGE
Limit	Read	Ant	Cable	Preamp	Aux	APos	TPos																																																																									
Freq	Level	Line Margin	Level Factor	Loss Factor	Factor	Factor	Remark																																																																									
MHz	dBuV/m	dBuV/m	dB	dBuV	dB/m	dB	dB	cm	deg																																																																							
1	5147.89	46.25	54.00	-7.75	32.91	34.62	11.86	33.14	0.00	100	255	AVERAGE																																																																				
Limit	Read	Ant	Cable	Preamp	Aux	APos	TPos																																																																									
Freq	Level	Line Margin	Level Factor	Loss Factor	Factor	Factor	Remark																																																																									
MHz	dBuV/m	dBuV/m	dB	dBuV	dB/m	dB	dB	cm	deg																																																																							
1	5230.00	97.08	-----	-----	83.57	34.68	11.94	33.11	0.00	100	255	AVERAGE																																																																				



		20																																						
Mode	Band Edge - R																																							
	U-NII-1_5.15-5.25_802.11ac VHT40_CH46_5230MHz																																							
Pol.	Horizontal	Fundamental																																						
Peak	<table border="1"> <thead> <tr> <th>Limit</th> <th>Read</th> <th>Ant</th> <th>Cable</th> <th>Preamp</th> <th>Aux</th> <th>APos</th> <th>TPos</th> </tr> <tr> <th>Freq</th> <th>Level</th> <th>Line</th> <th>Margin</th> <th>Level</th> <th>Factor</th> <th>Loss</th> <th>Factor</th> </tr> <tr> <th>MHz</th> <th>dBuV/m</th> <th>dBuV/m</th> <th>dB</th> <th>dBuV</th> <th>dB/m</th> <th>dB</th> <th>dB</th> </tr> </thead> <tbody> <tr> <td>1</td> <td>5370.99</td> <td>54.27</td> <td>74.00</td> <td>-19.73</td> <td>40.48</td> <td>34.80</td> <td>12.06</td> <td>33.07</td> <td>0.00</td> <td>100</td> <td>255</td> <td>PEAK</td> </tr> </tbody> </table>	Limit	Read	Ant	Cable	Preamp	Aux	APos	TPos	Freq	Level	Line	Margin	Level	Factor	Loss	Factor	MHz	dBuV/m	dBuV/m	dB	dBuV	dB/m	dB	dB	1	5370.99	54.27	74.00	-19.73	40.48	34.80	12.06	33.07	0.00	100	255	PEAK	Blank	
Limit	Read	Ant	Cable	Preamp	Aux	APos	TPos																																	
Freq	Level	Line	Margin	Level	Factor	Loss	Factor																																	
MHz	dBuV/m	dBuV/m	dB	dBuV	dB/m	dB	dB																																	
1	5370.99	54.27	74.00	-19.73	40.48	34.80	12.06	33.07	0.00	100	255	PEAK																												
Avg	<table border="1"> <thead> <tr> <th>Limit</th> <th>Read</th> <th>Ant</th> <th>Cable</th> <th>Preamp</th> <th>Aux</th> <th>APos</th> <th>TPos</th> </tr> <tr> <th>Freq</th> <th>Level</th> <th>Line</th> <th>Margin</th> <th>Level</th> <th>Factor</th> <th>Loss</th> <th>Factor</th> </tr> <tr> <th>MHz</th> <th>dBuV/m</th> <th>dBuV/m</th> <th>dB</th> <th>dBuV</th> <th>dB/m</th> <th>dB</th> <th>dB</th> </tr> </thead> <tbody> <tr> <td>1</td> <td>5457.47</td> <td>45.56</td> <td>54.00</td> <td>-8.44</td> <td>31.58</td> <td>34.87</td> <td>12.15</td> <td>33.04</td> <td>0.00</td> <td>100</td> <td>255</td> <td>AVERAGE</td> </tr> </tbody> </table>	Limit	Read	Ant	Cable	Preamp	Aux	APos	TPos	Freq	Level	Line	Margin	Level	Factor	Loss	Factor	MHz	dBuV/m	dBuV/m	dB	dBuV	dB/m	dB	dB	1	5457.47	45.56	54.00	-8.44	31.58	34.87	12.15	33.04	0.00	100	255	AVERAGE	Blank	
Limit	Read	Ant	Cable	Preamp	Aux	APos	TPos																																	
Freq	Level	Line	Margin	Level	Factor	Loss	Factor																																	
MHz	dBuV/m	dBuV/m	dB	dBuV	dB/m	dB	dB																																	
1	5457.47	45.56	54.00	-8.44	31.58	34.87	12.15	33.04	0.00	100	255	AVERAGE																												



		20																																																																																																																
Mode		Band Edge - L																																																																																																																
		U-NII-1_5.15-5.25_802.11ac VHT40_CH46_5230MHz																																																																																																																
Pol.	Vertical	Fundamental																																																																																																																
Peak	<table border="1"> <thead> <tr> <th>Limit</th> <th>Read</th> <th>Ant</th> <th>Cable</th> <th>Preamp</th> <th>Aux</th> <th>APos</th> <th>TPos</th> </tr> <tr> <th>Freq</th> <th>Level</th> <th>Line</th> <th>Margin</th> <th>Level</th> <th>Factor</th> <th>Loss</th> <th>Factor</th> </tr> <tr> <th>MHz</th> <th>dBuV/m</th> <th>dBuV/m</th> <th>dB</th> <th>dBuV</th> <th>dB/m</th> <th>dB</th> <th>dB</th> </tr> </thead> <tbody> <tr> <td>1</td> <td>5023.92</td> <td>55.07</td> <td>74.00</td> <td>-18.93</td> <td>41.96</td> <td>34.52</td> <td>11.77</td> </tr> <tr> <td></td> <td></td> <td></td> <td></td> <td></td> <td>33.18</td> <td>0.00</td> <td>371</td> </tr> <tr> <td></td> <td></td> <td></td> <td></td> <td></td> <td></td> <td></td> <td>22</td> </tr> <tr> <td></td> <td></td> <td></td> <td></td> <td></td> <td></td> <td></td> <td>PEAK</td> </tr> </tbody> </table>	Limit	Read	Ant	Cable	Preamp	Aux	APos	TPos	Freq	Level	Line	Margin	Level	Factor	Loss	Factor	MHz	dBuV/m	dBuV/m	dB	dBuV	dB/m	dB	dB	1	5023.92	55.07	74.00	-18.93	41.96	34.52	11.77						33.18	0.00	371								22								PEAK	<table border="1"> <thead> <tr> <th>Limit</th> <th>Read</th> <th>Ant</th> <th>Cable</th> <th>Preamp</th> <th>Aux</th> <th>APos</th> <th>TPos</th> </tr> <tr> <th>Freq</th> <th>Level</th> <th>Line</th> <th>Margin</th> <th>Level</th> <th>Factor</th> <th>Loss</th> <th>Factor</th> </tr> <tr> <th>MHz</th> <th>dBuV/m</th> <th>dBuV/m</th> <th>dB</th> <th>dBuV</th> <th>dB/m</th> <th>dB</th> <th>dB</th> </tr> </thead> <tbody> <tr> <td>1</td> <td>5230.00</td> <td>99.64</td> <td>-----</td> <td>-----</td> <td>86.14</td> <td>34.68</td> <td>11.93</td> </tr> <tr> <td></td> <td></td> <td></td> <td></td> <td></td> <td>33.11</td> <td>0.00</td> <td>371</td> </tr> <tr> <td></td> <td></td> <td></td> <td></td> <td></td> <td></td> <td></td> <td>22</td> </tr> <tr> <td></td> <td></td> <td></td> <td></td> <td></td> <td></td> <td></td> <td>PEAK</td> </tr> </tbody> </table>	Limit	Read	Ant	Cable	Preamp	Aux	APos	TPos	Freq	Level	Line	Margin	Level	Factor	Loss	Factor	MHz	dBuV/m	dBuV/m	dB	dBuV	dB/m	dB	dB	1	5230.00	99.64	-----	-----	86.14	34.68	11.93						33.11	0.00	371								22								PEAK
Limit	Read	Ant	Cable	Preamp	Aux	APos	TPos																																																																																																											
Freq	Level	Line	Margin	Level	Factor	Loss	Factor																																																																																																											
MHz	dBuV/m	dBuV/m	dB	dBuV	dB/m	dB	dB																																																																																																											
1	5023.92	55.07	74.00	-18.93	41.96	34.52	11.77																																																																																																											
					33.18	0.00	371																																																																																																											
							22																																																																																																											
							PEAK																																																																																																											
Limit	Read	Ant	Cable	Preamp	Aux	APos	TPos																																																																																																											
Freq	Level	Line	Margin	Level	Factor	Loss	Factor																																																																																																											
MHz	dBuV/m	dBuV/m	dB	dBuV	dB/m	dB	dB																																																																																																											
1	5230.00	99.64	-----	-----	86.14	34.68	11.93																																																																																																											
					33.11	0.00	371																																																																																																											
							22																																																																																																											
							PEAK																																																																																																											
Avg	<table border="1"> <thead> <tr> <th>Limit</th> <th>Read</th> <th>Ant</th> <th>Cable</th> <th>Preamp</th> <th>Aux</th> <th>APos</th> <th>TPos</th> </tr> <tr> <th>Freq</th> <th>Level</th> <th>Line</th> <th>Margin</th> <th>Level</th> <th>Factor</th> <th>Loss</th> <th>Factor</th> </tr> <tr> <th>MHz</th> <th>dBuV/m</th> <th>dBuV/m</th> <th>dB</th> <th>dBuV</th> <th>dB/m</th> <th>dB</th> <th>dB</th> </tr> </thead> <tbody> <tr> <td>1</td> <td>5116.61</td> <td>45.87</td> <td>54.00</td> <td>-8.13</td> <td>32.60</td> <td>34.59</td> <td>11.83</td> </tr> <tr> <td></td> <td></td> <td></td> <td></td> <td></td> <td>33.15</td> <td>0.00</td> <td>371</td> </tr> <tr> <td></td> <td></td> <td></td> <td></td> <td></td> <td></td> <td></td> <td>22</td> </tr> <tr> <td></td> <td></td> <td></td> <td></td> <td></td> <td></td> <td></td> <td>AVERAGE</td> </tr> </tbody> </table>	Limit	Read	Ant	Cable	Preamp	Aux	APos	TPos	Freq	Level	Line	Margin	Level	Factor	Loss	Factor	MHz	dBuV/m	dBuV/m	dB	dBuV	dB/m	dB	dB	1	5116.61	45.87	54.00	-8.13	32.60	34.59	11.83						33.15	0.00	371								22								AVERAGE	<table border="1"> <thead> <tr> <th>Limit</th> <th>Read</th> <th>Ant</th> <th>Cable</th> <th>Preamp</th> <th>Aux</th> <th>APos</th> <th>TPos</th> </tr> <tr> <th>Freq</th> <th>Level</th> <th>Line</th> <th>Margin</th> <th>Level</th> <th>Factor</th> <th>Loss</th> <th>Factor</th> </tr> <tr> <th>MHz</th> <th>dBuV/m</th> <th>dBuV/m</th> <th>dB</th> <th>dBuV</th> <th>dB/m</th> <th>dB</th> <th>dB</th> </tr> </thead> <tbody> <tr> <td>1</td> <td>5230.00</td> <td>93.29</td> <td>-----</td> <td>-----</td> <td>79.78</td> <td>34.68</td> <td>11.94</td> </tr> <tr> <td></td> <td></td> <td></td> <td></td> <td></td> <td>33.11</td> <td>0.00</td> <td>371</td> </tr> <tr> <td></td> <td></td> <td></td> <td></td> <td></td> <td></td> <td></td> <td>22</td> </tr> <tr> <td></td> <td></td> <td></td> <td></td> <td></td> <td></td> <td></td> <td>AVERAGE</td> </tr> </tbody> </table>	Limit	Read	Ant	Cable	Preamp	Aux	APos	TPos	Freq	Level	Line	Margin	Level	Factor	Loss	Factor	MHz	dBuV/m	dBuV/m	dB	dBuV	dB/m	dB	dB	1	5230.00	93.29	-----	-----	79.78	34.68	11.94						33.11	0.00	371								22								AVERAGE
Limit	Read	Ant	Cable	Preamp	Aux	APos	TPos																																																																																																											
Freq	Level	Line	Margin	Level	Factor	Loss	Factor																																																																																																											
MHz	dBuV/m	dBuV/m	dB	dBuV	dB/m	dB	dB																																																																																																											
1	5116.61	45.87	54.00	-8.13	32.60	34.59	11.83																																																																																																											
					33.15	0.00	371																																																																																																											
							22																																																																																																											
							AVERAGE																																																																																																											
Limit	Read	Ant	Cable	Preamp	Aux	APos	TPos																																																																																																											
Freq	Level	Line	Margin	Level	Factor	Loss	Factor																																																																																																											
MHz	dBuV/m	dBuV/m	dB	dBuV	dB/m	dB	dB																																																																																																											
1	5230.00	93.29	-----	-----	79.78	34.68	11.94																																																																																																											
					33.11	0.00	371																																																																																																											
							22																																																																																																											
							AVERAGE																																																																																																											



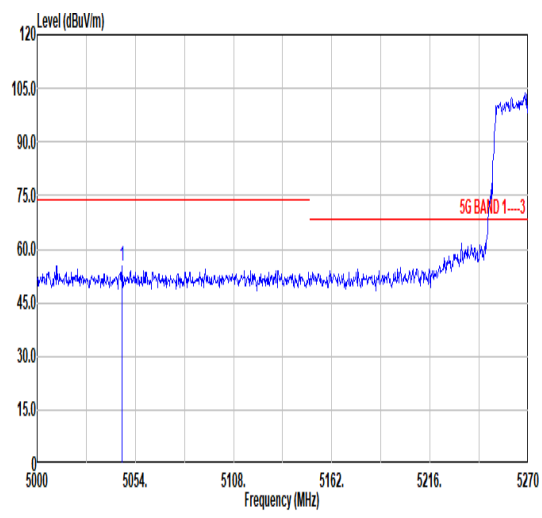
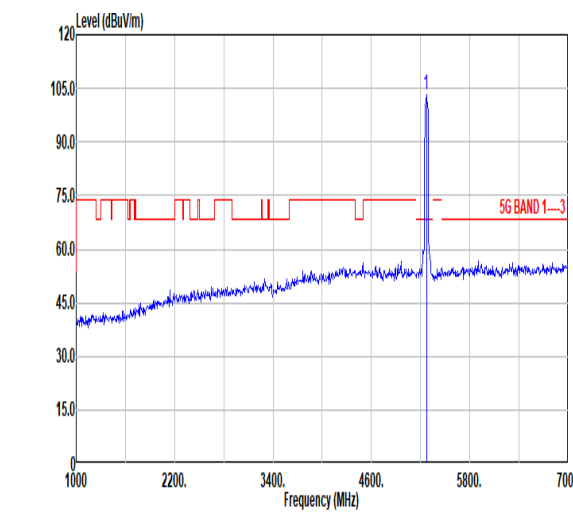
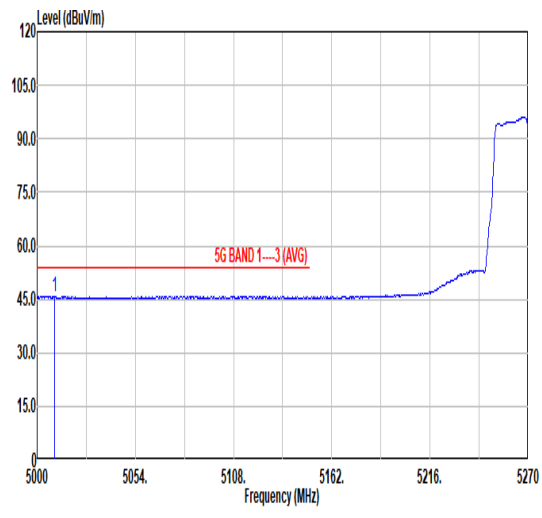
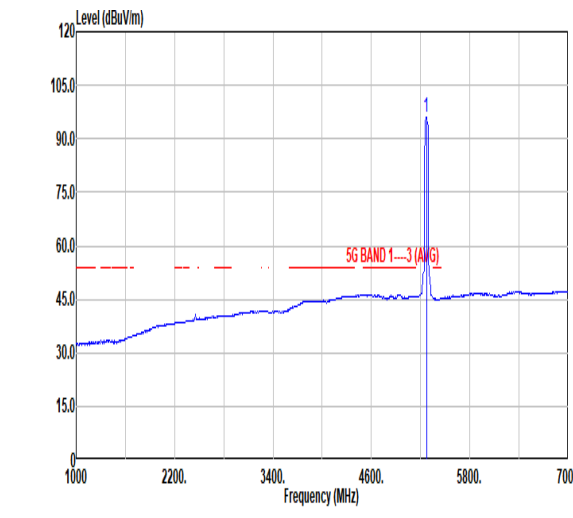


20																																																																		
Band Edge - R																																																																		
U-NII-1_5.15-5.25_802.11ac VHT40_CH46_5230MHz																																																																		
Pol.	Vertical																																																																	
Peak	<div style="text-align: center;">Fundamental</div> <table border="1"> <thead> <tr> <th>Limit</th> <th>Read</th> <th>Ant</th> <th>Cable</th> <th>Preamp</th> <th>Aux</th> <th>APos</th> <th>TPos</th> </tr> <tr> <th>Freq</th> <th>Level</th> <th>Line</th> <th>Margin</th> <th>Level</th> <th>Factor</th> <th>Loss</th> <th>Factor</th> </tr> <tr> <th>MHz</th> <th>dBuV/m</th> <th>dBuV/m</th> <th>dB</th> <th>dBuV</th> <th>dB/m</th> <th>dB</th> <th>dB</th> </tr> </thead> <tbody> <tr> <td>1</td> <td>5455.40</td> <td>54.71</td> <td>74.00</td> <td>-19.29</td> <td>40.74</td> <td>34.86</td> <td>12.15</td> </tr> <tr> <td></td> <td></td> <td></td> <td></td> <td></td> <td></td> <td>33.04</td> <td>0.00</td> </tr> <tr> <td></td> <td></td> <td></td> <td></td> <td></td> <td></td> <td></td> <td>371</td> </tr> <tr> <td></td> <td></td> <td></td> <td></td> <td></td> <td></td> <td></td> <td>22</td> </tr> <tr> <td></td> <td></td> <td></td> <td></td> <td></td> <td></td> <td></td> <td>PEAK</td> </tr> </tbody> </table>	Limit	Read	Ant	Cable	Preamp	Aux	APos	TPos	Freq	Level	Line	Margin	Level	Factor	Loss	Factor	MHz	dBuV/m	dBuV/m	dB	dBuV	dB/m	dB	dB	1	5455.40	54.71	74.00	-19.29	40.74	34.86	12.15							33.04	0.00								371								22								PEAK	Blank
	Limit	Read	Ant	Cable	Preamp	Aux	APos	TPos																																																										
Freq	Level	Line	Margin	Level	Factor	Loss	Factor																																																											
MHz	dBuV/m	dBuV/m	dB	dBuV	dB/m	dB	dB																																																											
1	5455.40	54.71	74.00	-19.29	40.74	34.86	12.15																																																											
						33.04	0.00																																																											
							371																																																											
							22																																																											
							PEAK																																																											
Avg	<div style="text-align: center;">Fundamental</div> <table border="1"> <thead> <tr> <th>Limit</th> <th>Read</th> <th>Ant</th> <th>Cable</th> <th>Preamp</th> <th>Aux</th> <th>APos</th> <th>TPos</th> </tr> <tr> <th>Freq</th> <th>Level</th> <th>Line</th> <th>Margin</th> <th>Level</th> <th>Factor</th> <th>Loss</th> <th>Factor</th> </tr> <tr> <th>MHz</th> <th>dBuV/m</th> <th>dBuV/m</th> <th>dB</th> <th>dBuV</th> <th>dB/m</th> <th>dB</th> <th>dB</th> </tr> </thead> <tbody> <tr> <td>1</td> <td>5456.78</td> <td>45.31</td> <td>74.00</td> <td>-8.69</td> <td>31.33</td> <td>34.87</td> <td>12.15</td> </tr> <tr> <td></td> <td></td> <td></td> <td></td> <td></td> <td></td> <td>33.04</td> <td>0.00</td> </tr> <tr> <td></td> <td></td> <td></td> <td></td> <td></td> <td></td> <td></td> <td>371</td> </tr> <tr> <td></td> <td></td> <td></td> <td></td> <td></td> <td></td> <td></td> <td>22</td> </tr> <tr> <td></td> <td></td> <td></td> <td></td> <td></td> <td></td> <td></td> <td>AVERAGE</td> </tr> </tbody> </table>	Limit	Read	Ant	Cable	Preamp	Aux	APos	TPos	Freq	Level	Line	Margin	Level	Factor	Loss	Factor	MHz	dBuV/m	dBuV/m	dB	dBuV	dB/m	dB	dB	1	5456.78	45.31	74.00	-8.69	31.33	34.87	12.15							33.04	0.00								371								22								AVERAGE	Blank
	Limit	Read	Ant	Cable	Preamp	Aux	APos	TPos																																																										
Freq	Level	Line	Margin	Level	Factor	Loss	Factor																																																											
MHz	dBuV/m	dBuV/m	dB	dBuV	dB/m	dB	dB																																																											
1	5456.78	45.31	74.00	-8.69	31.33	34.87	12.15																																																											
						33.04	0.00																																																											
							371																																																											
							22																																																											
							AVERAGE																																																											



Mode	20																																																																											
	Harmonic																																																																											
	U-NII-1_5.15-5.25_802.11ac VHT40_CH46_5230MHz																																																																											
Pol.	Horizontal	Vertical																																																																										
Peak Avg	<table border="1"> <thead> <tr> <th>Limit</th> <th>Read</th> <th>Ant</th> <th>Cable</th> <th>Preamp</th> <th>Aux</th> <th>APos</th> <th>TPos</th> <th>Remark</th> </tr> <tr> <th>Freq</th> <th>Level</th> <th>Line</th> <th>Margin</th> <th>Level</th> <th>Factor</th> <th>Loss</th> <th>Factor</th> <th>Factor</th> </tr> <tr> <th>MHz</th> <th>dBuV/m</th> <th>dBuV/m</th> <th>dB</th> <th>dBuV</th> <th>dB/m</th> <th>dB</th> <th>dB</th> <th>dB</th> </tr> </thead> <tbody> <tr> <td>1 10476.00</td> <td>47.75</td> <td>68.30</td> <td>-20.55</td> <td>57.52</td> <td>37.69</td> <td>14.21</td> <td>61.67</td> <td>0.00</td> <td>155 Peak</td> </tr> </tbody> </table>	Limit	Read	Ant	Cable	Preamp	Aux	APos	TPos	Remark	Freq	Level	Line	Margin	Level	Factor	Loss	Factor	Factor	MHz	dBuV/m	dBuV/m	dB	dBuV	dB/m	dB	dB	dB	1 10476.00	47.75	68.30	-20.55	57.52	37.69	14.21	61.67	0.00	155 Peak	<table border="1"> <thead> <tr> <th>Limit</th> <th>Read</th> <th>Ant</th> <th>Cable</th> <th>Preamp</th> <th>Aux</th> <th>APos</th> <th>TPos</th> <th>Remark</th> </tr> <tr> <th>Freq</th> <th>Level</th> <th>Line</th> <th>Margin</th> <th>Level</th> <th>Factor</th> <th>Loss</th> <th>Factor</th> <th>Factor</th> </tr> <tr> <th>MHz</th> <th>dBuV/m</th> <th>dBuV/m</th> <th>dB</th> <th>dBuV</th> <th>dB/m</th> <th>dB</th> <th>dB</th> <th>dB</th> </tr> </thead> <tbody> <tr> <td>1 10476.00</td> <td>48.21</td> <td>68.30</td> <td>-20.09</td> <td>57.98</td> <td>37.69</td> <td>14.21</td> <td>61.67</td> <td>0.00</td> <td>100 279 Peak</td> </tr> </tbody> </table>	Limit	Read	Ant	Cable	Preamp	Aux	APos	TPos	Remark	Freq	Level	Line	Margin	Level	Factor	Loss	Factor	Factor	MHz	dBuV/m	dBuV/m	dB	dBuV	dB/m	dB	dB	dB	1 10476.00	48.21	68.30	-20.09	57.98	37.69	14.21	61.67	0.00	100 279 Peak
Limit	Read	Ant	Cable	Preamp	Aux	APos	TPos	Remark																																																																				
Freq	Level	Line	Margin	Level	Factor	Loss	Factor	Factor																																																																				
MHz	dBuV/m	dBuV/m	dB	dBuV	dB/m	dB	dB	dB																																																																				
1 10476.00	47.75	68.30	-20.55	57.52	37.69	14.21	61.67	0.00	155 Peak																																																																			
Limit	Read	Ant	Cable	Preamp	Aux	APos	TPos	Remark																																																																				
Freq	Level	Line	Margin	Level	Factor	Loss	Factor	Factor																																																																				
MHz	dBuV/m	dBuV/m	dB	dBuV	dB/m	dB	dB	dB																																																																				
1 10476.00	48.21	68.30	-20.09	57.98	37.69	14.21	61.67	0.00	100 279 Peak																																																																			



Mode		21																																																																																								
		Band Edge - L																																																																																								
		U-NII-2A_5.25-5.35_802.11ac VHT40_CH54_5270MHz																																																																																								
Pol.	Horizontal	Fundamental																																																																																								
Peak	 <table border="1"> <thead> <tr> <th>Limit</th> <th>Read</th> <th>Ant</th> <th>Cable</th> <th>Preamp</th> <th>Aux</th> <th>APos</th> <th>TPos</th> <th colspan="2">Remark</th> </tr> <tr> <th>Freq</th> <th>Level</th> <th>Line Margin</th> <th>Level Factor</th> <th>Loss Factor</th> <th>Factor</th> <th></th> <th></th> <th>cm</th> <th>deg</th> </tr> <tr> <th>MHz</th> <th>dBuV/m</th> <th>dBuV/m</th> <th>dB</th> <th>dBuV</th> <th>dB/m</th> <th>dB</th> <th>dB</th> <th>dB</th> <th>cm</th> <th>deg</th> </tr> </thead> <tbody> <tr> <td>1</td> <td>5046.71</td> <td>55.20</td> <td>74.00</td> <td>-18.80</td> <td>42.05</td> <td>34.54</td> <td>11.79</td> <td>33.18</td> <td>0.00</td> <td>100</td> <td>234</td> <td>PEAK</td> </tr> </tbody> </table>	Limit	Read	Ant	Cable	Preamp	Aux	APos	TPos	Remark		Freq	Level	Line Margin	Level Factor	Loss Factor	Factor			cm	deg	MHz	dBuV/m	dBuV/m	dB	dBuV	dB/m	dB	dB	dB	cm	deg	1	5046.71	55.20	74.00	-18.80	42.05	34.54	11.79	33.18	0.00	100	234	PEAK	 <table border="1"> <thead> <tr> <th>Limit</th> <th>Read</th> <th>Ant</th> <th>Cable</th> <th>Preamp</th> <th>Aux</th> <th>APos</th> <th>TPos</th> <th colspan="2">Remark</th> </tr> <tr> <th>Freq</th> <th>Level</th> <th>Line Margin</th> <th>Level Factor</th> <th>Loss Factor</th> <th>Factor</th> <th></th> <th></th> <th>cm</th> <th>deg</th> </tr> <tr> <th>MHz</th> <th>dBuV/m</th> <th>dBuV/m</th> <th>dB</th> <th>dBuV</th> <th>dB/m</th> <th>dB</th> <th>dB</th> <th>dB</th> <th>cm</th> <th>deg</th> </tr> </thead> <tbody> <tr> <td>1</td> <td>5270.00</td> <td>103.34</td> <td>-----</td> <td>-----</td> <td>89.75</td> <td>34.72</td> <td>11.97</td> <td>33.10</td> <td>0.00</td> <td>100</td> <td>234</td> <td>PEAK</td> </tr> </tbody> </table>	Limit	Read	Ant	Cable	Preamp	Aux	APos	TPos	Remark		Freq	Level	Line Margin	Level Factor	Loss Factor	Factor			cm	deg	MHz	dBuV/m	dBuV/m	dB	dBuV	dB/m	dB	dB	dB	cm	deg	1	5270.00	103.34	-----	-----	89.75	34.72	11.97	33.10	0.00	100	234	PEAK
	Limit	Read	Ant	Cable	Preamp	Aux	APos	TPos	Remark																																																																																	
Freq	Level	Line Margin	Level Factor	Loss Factor	Factor			cm	deg																																																																																	
MHz	dBuV/m	dBuV/m	dB	dBuV	dB/m	dB	dB	dB	cm	deg																																																																																
1	5046.71	55.20	74.00	-18.80	42.05	34.54	11.79	33.18	0.00	100	234	PEAK																																																																														
Limit	Read	Ant	Cable	Preamp	Aux	APos	TPos	Remark																																																																																		
Freq	Level	Line Margin	Level Factor	Loss Factor	Factor			cm	deg																																																																																	
MHz	dBuV/m	dBuV/m	dB	dBuV	dB/m	dB	dB	dB	cm	deg																																																																																
1	5270.00	103.34	-----	-----	89.75	34.72	11.97	33.10	0.00	100	234	PEAK																																																																														
Avg	 <table border="1"> <thead> <tr> <th>Limit</th> <th>Read</th> <th>Ant</th> <th>Cable</th> <th>Preamp</th> <th>Aux</th> <th>APos</th> <th>TPos</th> <th colspan="2">Remark</th> </tr> <tr> <th>Freq</th> <th>Level</th> <th>Line Margin</th> <th>Level Factor</th> <th>Loss Factor</th> <th>Factor</th> <th></th> <th></th> <th>cm</th> <th>deg</th> </tr> <tr> <th>MHz</th> <th>dBuV/m</th> <th>dBuV/m</th> <th>dB</th> <th>dBuV</th> <th>dB/m</th> <th>dB</th> <th>dB</th> <th>dB</th> <th>cm</th> <th>deg</th> </tr> </thead> <tbody> <tr> <td>1</td> <td>5009.72</td> <td>45.84</td> <td>54.00</td> <td>-8.16</td> <td>32.75</td> <td>34.51</td> <td>11.77</td> <td>33.19</td> <td>0.00</td> <td>100</td> <td>234</td> <td>AVERAGE</td> </tr> </tbody> </table>	Limit	Read	Ant	Cable	Preamp	Aux	APos	TPos	Remark		Freq	Level	Line Margin	Level Factor	Loss Factor	Factor			cm	deg	MHz	dBuV/m	dBuV/m	dB	dBuV	dB/m	dB	dB	dB	cm	deg	1	5009.72	45.84	54.00	-8.16	32.75	34.51	11.77	33.19	0.00	100	234	AVERAGE	 <table border="1"> <thead> <tr> <th>Limit</th> <th>Read</th> <th>Ant</th> <th>Cable</th> <th>Preamp</th> <th>Aux</th> <th>APos</th> <th>TPos</th> <th colspan="2">Remark</th> </tr> <tr> <th>Freq</th> <th>Level</th> <th>Line Margin</th> <th>Level Factor</th> <th>Loss Factor</th> <th>Factor</th> <th></th> <th></th> <th>cm</th> <th>deg</th> </tr> <tr> <th>MHz</th> <th>dBuV/m</th> <th>dBuV/m</th> <th>dB</th> <th>dBuV</th> <th>dB/m</th> <th>dB</th> <th>dB</th> <th>dB</th> <th>cm</th> <th>deg</th> </tr> </thead> <tbody> <tr> <td>1</td> <td>5270.00</td> <td>95.92</td> <td>-----</td> <td>-----</td> <td>82.34</td> <td>34.71</td> <td>11.97</td> <td>33.10</td> <td>0.00</td> <td>100</td> <td>234</td> <td>AVERAGE</td> </tr> </tbody> </table>	Limit	Read	Ant	Cable	Preamp	Aux	APos	TPos	Remark		Freq	Level	Line Margin	Level Factor	Loss Factor	Factor			cm	deg	MHz	dBuV/m	dBuV/m	dB	dBuV	dB/m	dB	dB	dB	cm	deg	1	5270.00	95.92	-----	-----	82.34	34.71	11.97	33.10	0.00	100	234	AVERAGE
Limit	Read	Ant	Cable	Preamp	Aux	APos	TPos	Remark																																																																																		
Freq	Level	Line Margin	Level Factor	Loss Factor	Factor			cm	deg																																																																																	
MHz	dBuV/m	dBuV/m	dB	dBuV	dB/m	dB	dB	dB	cm	deg																																																																																
1	5009.72	45.84	54.00	-8.16	32.75	34.51	11.77	33.19	0.00	100	234	AVERAGE																																																																														
Limit	Read	Ant	Cable	Preamp	Aux	APos	TPos	Remark																																																																																		
Freq	Level	Line Margin	Level Factor	Loss Factor	Factor			cm	deg																																																																																	
MHz	dBuV/m	dBuV/m	dB	dBuV	dB/m	dB	dB	dB	cm	deg																																																																																
1	5270.00	95.92	-----	-----	82.34	34.71	11.97	33.10	0.00	100	234	AVERAGE																																																																														



21																																																									
Band Edge - R																																																									
U-NII-2A_5.25-5.35_802.11ac VHT40_CH54_5270MHz																																																									
Pol.	Horizontal																																																								
Pol.	Fundamental																																																								
Peak	<table border="1"> <thead> <tr> <th>Limit</th> <th>Read</th> <th>Ant</th> <th>Cable</th> <th>Preamp</th> <th>Aux</th> <th>APos</th> <th>TPos</th> </tr> <tr> <th>Freq</th> <th>Level</th> <th>Line</th> <th>Margin</th> <th>Level</th> <th>Factor</th> <th>Loss</th> <th>Factor</th> </tr> <tr> <th>MHz</th> <th>dBuV/m</th> <th>dBuV/m</th> <th>dB</th> <th>dBuV</th> <th>dB/m</th> <th>dB</th> <th>dB</th> </tr> </thead> <tbody> <tr> <td>1 5444.04</td> <td>53.80</td> <td>74.00</td> <td>-20.20</td> <td>39.85</td> <td>34.86</td> <td>12.13</td> <td>33.04</td> </tr> <tr> <td></td> <td></td> <td></td> <td></td> <td></td> <td></td> <td>0.00</td> <td>100</td> </tr> <tr> <td></td> <td></td> <td></td> <td></td> <td></td> <td></td> <td></td> <td>234</td> </tr> <tr> <td></td> <td></td> <td></td> <td></td> <td></td> <td></td> <td></td> <td>PEAK</td> </tr> </tbody> </table>	Limit	Read	Ant	Cable	Preamp	Aux	APos	TPos	Freq	Level	Line	Margin	Level	Factor	Loss	Factor	MHz	dBuV/m	dBuV/m	dB	dBuV	dB/m	dB	dB	1 5444.04	53.80	74.00	-20.20	39.85	34.86	12.13	33.04							0.00	100								234								PEAK
Limit	Read	Ant	Cable	Preamp	Aux	APos	TPos																																																		
Freq	Level	Line	Margin	Level	Factor	Loss	Factor																																																		
MHz	dBuV/m	dBuV/m	dB	dBuV	dB/m	dB	dB																																																		
1 5444.04	53.80	74.00	-20.20	39.85	34.86	12.13	33.04																																																		
						0.00	100																																																		
							234																																																		
							PEAK																																																		
Avg	<table border="1"> <thead> <tr> <th>Limit</th> <th>Read</th> <th>Ant</th> <th>Cable</th> <th>Preamp</th> <th>Aux</th> <th>APos</th> <th>TPos</th> </tr> <tr> <th>Freq</th> <th>Level</th> <th>Line</th> <th>Margin</th> <th>Level</th> <th>Factor</th> <th>Loss</th> <th>Factor</th> </tr> <tr> <th>MHz</th> <th>dBuV/m</th> <th>dBuV/m</th> <th>dB</th> <th>dBuV</th> <th>dB/m</th> <th>dB</th> <th>dB</th> </tr> </thead> <tbody> <tr> <td>1 5354.36</td> <td>45.48</td> <td>54.00</td> <td>-8.52</td> <td>31.72</td> <td>34.78</td> <td>12.05</td> <td>33.07</td> </tr> <tr> <td></td> <td></td> <td></td> <td></td> <td></td> <td></td> <td>0.00</td> <td>100</td> </tr> <tr> <td></td> <td></td> <td></td> <td></td> <td></td> <td></td> <td></td> <td>234</td> </tr> <tr> <td></td> <td></td> <td></td> <td></td> <td></td> <td></td> <td></td> <td>AVERAGE</td> </tr> </tbody> </table>	Limit	Read	Ant	Cable	Preamp	Aux	APos	TPos	Freq	Level	Line	Margin	Level	Factor	Loss	Factor	MHz	dBuV/m	dBuV/m	dB	dBuV	dB/m	dB	dB	1 5354.36	45.48	54.00	-8.52	31.72	34.78	12.05	33.07							0.00	100								234								AVERAGE
Limit	Read	Ant	Cable	Preamp	Aux	APos	TPos																																																		
Freq	Level	Line	Margin	Level	Factor	Loss	Factor																																																		
MHz	dBuV/m	dBuV/m	dB	dBuV	dB/m	dB	dB																																																		
1 5354.36	45.48	54.00	-8.52	31.72	34.78	12.05	33.07																																																		
						0.00	100																																																		
							234																																																		
							AVERAGE																																																		



Mode		21																																																																												
		Band Edge - L																																																																												
		U-NII-2A_5.25-5.35_802.11ac VHT40_CH54_5270MHz																																																																												
Pol.	Vertical	Fundamental																																																																												
Peak	<table border="1"> <thead> <tr> <th>Limit</th> <th>Read</th> <th>Ant</th> <th>Cable</th> <th>Preamp</th> <th>Aux</th> <th>APos</th> <th>TPos</th> </tr> <tr> <th>Freq</th> <th>Level</th> <th>Line Margin</th> <th>Level Factor</th> <th>Loss Factor</th> <th>Factor</th> <th>Factor</th> <th>Remark</th> </tr> <tr> <th>MHz</th> <th>dBuV/m</th> <th>dBuV/m</th> <th>dB</th> <th>dBuV</th> <th>dB/m</th> <th>dB</th> <th>dB</th> <th>cm</th> <th>deg</th> </tr> </thead> <tbody> <tr> <td>1</td> <td>5038.34</td> <td>55.22</td> <td>74.00</td> <td>-18.78</td> <td>42.09</td> <td>34.53</td> <td>11.78</td> <td>33.18</td> <td>0.00</td> <td>343</td> <td>0 PEAK</td> </tr> </tbody> </table>	Limit	Read	Ant	Cable	Preamp	Aux	APos	TPos	Freq	Level	Line Margin	Level Factor	Loss Factor	Factor	Factor	Remark	MHz	dBuV/m	dBuV/m	dB	dBuV	dB/m	dB	dB	cm	deg	1	5038.34	55.22	74.00	-18.78	42.09	34.53	11.78	33.18	0.00	343	0 PEAK	<table border="1"> <thead> <tr> <th>Limit</th> <th>Read</th> <th>Ant</th> <th>Cable</th> <th>Preamp</th> <th>Aux</th> <th>APos</th> <th>TPos</th> </tr> <tr> <th>Freq</th> <th>Level</th> <th>Line Margin</th> <th>Level Factor</th> <th>Loss Factor</th> <th>Factor</th> <th>Factor</th> <th>Remark</th> </tr> <tr> <th>MHz</th> <th>dBuV/m</th> <th>dBuV/m</th> <th>dB</th> <th>dBuV</th> <th>dB/m</th> <th>dB</th> <th>dB</th> <th>cm</th> <th>deg</th> </tr> </thead> <tbody> <tr> <td>1</td> <td>5270.00</td> <td>97.99</td> <td>-----</td> <td>-----</td> <td>84.40</td> <td>34.72</td> <td>11.97</td> <td>33.10</td> <td>0.00</td> <td>343</td> <td>0 PEAK</td> </tr> </tbody> </table>	Limit	Read	Ant	Cable	Preamp	Aux	APos	TPos	Freq	Level	Line Margin	Level Factor	Loss Factor	Factor	Factor	Remark	MHz	dBuV/m	dBuV/m	dB	dBuV	dB/m	dB	dB	cm	deg	1	5270.00	97.99	-----	-----	84.40	34.72	11.97	33.10	0.00	343	0 PEAK
	Limit	Read	Ant	Cable	Preamp	Aux	APos	TPos																																																																						
Freq	Level	Line Margin	Level Factor	Loss Factor	Factor	Factor	Remark																																																																							
MHz	dBuV/m	dBuV/m	dB	dBuV	dB/m	dB	dB	cm	deg																																																																					
1	5038.34	55.22	74.00	-18.78	42.09	34.53	11.78	33.18	0.00	343	0 PEAK																																																																			
Limit	Read	Ant	Cable	Preamp	Aux	APos	TPos																																																																							
Freq	Level	Line Margin	Level Factor	Loss Factor	Factor	Factor	Remark																																																																							
MHz	dBuV/m	dBuV/m	dB	dBuV	dB/m	dB	dB	cm	deg																																																																					
1	5270.00	97.99	-----	-----	84.40	34.72	11.97	33.10	0.00	343	0 PEAK																																																																			
Avg	<table border="1"> <thead> <tr> <th>Limit</th> <th>Read</th> <th>Ant</th> <th>Cable</th> <th>Preamp</th> <th>Aux</th> <th>APos</th> <th>TPos</th> </tr> <tr> <th>Freq</th> <th>Level</th> <th>Line Margin</th> <th>Level Factor</th> <th>Loss Factor</th> <th>Factor</th> <th>Factor</th> <th>Remark</th> </tr> <tr> <th>MHz</th> <th>dBuV/m</th> <th>dBuV/m</th> <th>dB</th> <th>dBuV</th> <th>dB/m</th> <th>dB</th> <th>dB</th> <th>cm</th> <th>deg</th> </tr> </thead> <tbody> <tr> <td>1</td> <td>5109.89</td> <td>45.70</td> <td>54.00</td> <td>-8.30</td> <td>32.44</td> <td>34.59</td> <td>11.83</td> <td>33.16</td> <td>0.00</td> <td>343</td> <td>0 AVERAGE</td> </tr> </tbody> </table>	Limit	Read	Ant	Cable	Preamp	Aux	APos	TPos	Freq	Level	Line Margin	Level Factor	Loss Factor	Factor	Factor	Remark	MHz	dBuV/m	dBuV/m	dB	dBuV	dB/m	dB	dB	cm	deg	1	5109.89	45.70	54.00	-8.30	32.44	34.59	11.83	33.16	0.00	343	0 AVERAGE	<table border="1"> <thead> <tr> <th>Limit</th> <th>Read</th> <th>Ant</th> <th>Cable</th> <th>Preamp</th> <th>Aux</th> <th>APos</th> <th>TPos</th> </tr> <tr> <th>Freq</th> <th>Level</th> <th>Line Margin</th> <th>Level Factor</th> <th>Loss Factor</th> <th>Factor</th> <th>Factor</th> <th>Remark</th> </tr> <tr> <th>MHz</th> <th>dBuV/m</th> <th>dBuV/m</th> <th>dB</th> <th>dBuV</th> <th>dB/m</th> <th>dB</th> <th>dB</th> <th>cm</th> <th>deg</th> </tr> </thead> <tbody> <tr> <td>1</td> <td>5270.00</td> <td>90.20</td> <td>-----</td> <td>-----</td> <td>76.61</td> <td>34.72</td> <td>11.97</td> <td>33.10</td> <td>0.00</td> <td>343</td> <td>0 AVERAGE</td> </tr> </tbody> </table>	Limit	Read	Ant	Cable	Preamp	Aux	APos	TPos	Freq	Level	Line Margin	Level Factor	Loss Factor	Factor	Factor	Remark	MHz	dBuV/m	dBuV/m	dB	dBuV	dB/m	dB	dB	cm	deg	1	5270.00	90.20	-----	-----	76.61	34.72	11.97	33.10	0.00	343	0 AVERAGE
Limit	Read	Ant	Cable	Preamp	Aux	APos	TPos																																																																							
Freq	Level	Line Margin	Level Factor	Loss Factor	Factor	Factor	Remark																																																																							
MHz	dBuV/m	dBuV/m	dB	dBuV	dB/m	dB	dB	cm	deg																																																																					
1	5109.89	45.70	54.00	-8.30	32.44	34.59	11.83	33.16	0.00	343	0 AVERAGE																																																																			
Limit	Read	Ant	Cable	Preamp	Aux	APos	TPos																																																																							
Freq	Level	Line Margin	Level Factor	Loss Factor	Factor	Factor	Remark																																																																							
MHz	dBuV/m	dBuV/m	dB	dBuV	dB/m	dB	dB	cm	deg																																																																					
1	5270.00	90.20	-----	-----	76.61	34.72	11.97	33.10	0.00	343	0 AVERAGE																																																																			



21																																																									
Band Edge - R																																																									
U-NII-2A_5.25-5.35_802.11ac VHT40_CH54_5270MHz																																																									
Pol.	Vertical																																																								
Pol.	Fundamental																																																								
Peak	<table border="1"> <thead> <tr> <th>Limit</th> <th>Read</th> <th>Ant</th> <th>Cable</th> <th>Preamp</th> <th>Aux</th> <th>APos</th> <th>TPos</th> </tr> <tr> <th>Freq</th> <th>Level</th> <th>Line</th> <th>Margin</th> <th>Level</th> <th>Factor</th> <th>Loss</th> <th>Factor</th> </tr> <tr> <th>MHz</th> <th>dBuV/m</th> <th>dBuV/m</th> <th>dB</th> <th>dBuV</th> <th>dB/m</th> <th>dB</th> <th>dB</th> </tr> </thead> <tbody> <tr> <td>1</td> <td>5384.00</td> <td>53.43</td> <td>74.00</td> <td>-20.57</td> <td>39.60</td> <td>34.81</td> <td>12.00</td> </tr> <tr> <td></td> <td></td> <td></td> <td></td> <td></td> <td></td> <td>33.06</td> <td>0.00</td> </tr> <tr> <td></td> <td></td> <td></td> <td></td> <td></td> <td></td> <td></td> <td>343</td> </tr> <tr> <td></td> <td></td> <td></td> <td></td> <td></td> <td></td> <td></td> <td>0 PEAK</td> </tr> </tbody> </table>	Limit	Read	Ant	Cable	Preamp	Aux	APos	TPos	Freq	Level	Line	Margin	Level	Factor	Loss	Factor	MHz	dBuV/m	dBuV/m	dB	dBuV	dB/m	dB	dB	1	5384.00	53.43	74.00	-20.57	39.60	34.81	12.00							33.06	0.00								343								0 PEAK
Limit	Read	Ant	Cable	Preamp	Aux	APos	TPos																																																		
Freq	Level	Line	Margin	Level	Factor	Loss	Factor																																																		
MHz	dBuV/m	dBuV/m	dB	dBuV	dB/m	dB	dB																																																		
1	5384.00	53.43	74.00	-20.57	39.60	34.81	12.00																																																		
						33.06	0.00																																																		
							343																																																		
							0 PEAK																																																		
Avg	<table border="1"> <thead> <tr> <th>Limit</th> <th>Read</th> <th>Ant</th> <th>Cable</th> <th>Preamp</th> <th>Aux</th> <th>APos</th> <th>TPos</th> </tr> <tr> <th>Freq</th> <th>Level</th> <th>Line</th> <th>Margin</th> <th>Level</th> <th>Factor</th> <th>Loss</th> <th>Factor</th> </tr> <tr> <th>MHz</th> <th>dBuV/m</th> <th>dBuV/m</th> <th>dB</th> <th>dBuV</th> <th>dB/m</th> <th>dB</th> <th>dB</th> </tr> </thead> <tbody> <tr> <td>1</td> <td>5457.53</td> <td>45.33</td> <td>54.00</td> <td>-8.67</td> <td>31.35</td> <td>34.87</td> <td>12.15</td> </tr> <tr> <td></td> <td></td> <td></td> <td></td> <td></td> <td></td> <td>33.04</td> <td>0.00</td> </tr> <tr> <td></td> <td></td> <td></td> <td></td> <td></td> <td></td> <td></td> <td>343</td> </tr> <tr> <td></td> <td></td> <td></td> <td></td> <td></td> <td></td> <td></td> <td>0 AVERAGE</td> </tr> </tbody> </table>	Limit	Read	Ant	Cable	Preamp	Aux	APos	TPos	Freq	Level	Line	Margin	Level	Factor	Loss	Factor	MHz	dBuV/m	dBuV/m	dB	dBuV	dB/m	dB	dB	1	5457.53	45.33	54.00	-8.67	31.35	34.87	12.15							33.04	0.00								343								0 AVERAGE
Limit	Read	Ant	Cable	Preamp	Aux	APos	TPos																																																		
Freq	Level	Line	Margin	Level	Factor	Loss	Factor																																																		
MHz	dBuV/m	dBuV/m	dB	dBuV	dB/m	dB	dB																																																		
1	5457.53	45.33	54.00	-8.67	31.35	34.87	12.15																																																		
						33.04	0.00																																																		
							343																																																		
							0 AVERAGE																																																		



Mode	21																																																																																																														
	Harmonic																																																																																																														
	U-NII-2A_5.25-5.35_802.11ac VHT40_CH54_5270MHz																																																																																																														
Pol.	Horizontal	Vertical																																																																																																													
Peak Avg	<table border="1"> <thead> <tr> <th>Limit</th> <th>Read</th> <th>Ant</th> <th>Cable</th> <th>Preamp</th> <th>Aux</th> <th>APos</th> <th>TPos</th> <th>Remark</th> </tr> <tr> <th>Freq</th> <th>Level</th> <th>Line</th> <th>Margin</th> <th>Level</th> <th>Factor</th> <th>Loss</th> <th>Factor</th> <th>Factor</th> </tr> <tr> <th>MHz</th> <th>dBuV/m</th> <th>dBuV/m</th> <th>dB</th> <th>dBuV</th> <th>dB/m</th> <th>dB</th> <th>dB</th> <th>cm</th> <th>deg</th> </tr> </thead> <tbody> <tr> <td>1</td> <td>7033.00</td> <td>57.78</td> <td>68.30</td> <td>-10.52</td> <td>72.59</td> <td>35.70</td> <td>11.52</td> <td>62.03</td> <td>0.00</td> <td>100</td> <td>46</td> <td>Peak</td> </tr> <tr> <td>2</td> <td>10540.00</td> <td>47.28</td> <td>68.30</td> <td>-21.02</td> <td>56.94</td> <td>37.72</td> <td>14.25</td> <td>61.63</td> <td>0.00</td> <td>300</td> <td>0</td> <td>PEAK</td> </tr> </tbody> </table>	Limit	Read	Ant	Cable	Preamp	Aux	APos	TPos	Remark	Freq	Level	Line	Margin	Level	Factor	Loss	Factor	Factor	MHz	dBuV/m	dBuV/m	dB	dBuV	dB/m	dB	dB	cm	deg	1	7033.00	57.78	68.30	-10.52	72.59	35.70	11.52	62.03	0.00	100	46	Peak	2	10540.00	47.28	68.30	-21.02	56.94	37.72	14.25	61.63	0.00	300	0	PEAK	<table border="1"> <thead> <tr> <th>Limit</th> <th>Read</th> <th>Ant</th> <th>Cable</th> <th>Preamp</th> <th>Aux</th> <th>APos</th> <th>TPos</th> <th>Remark</th> </tr> <tr> <th>Freq</th> <th>Level</th> <th>Line</th> <th>Margin</th> <th>Level</th> <th>Factor</th> <th>Loss</th> <th>Factor</th> <th>Factor</th> </tr> <tr> <th>MHz</th> <th>dBuV/m</th> <th>dBuV/m</th> <th>dB</th> <th>dBuV</th> <th>dB/m</th> <th>dB</th> <th>dB</th> <th>dB</th> <th>cm</th> <th>deg</th> </tr> </thead> <tbody> <tr> <td>1</td> <td>7033.00</td> <td>54.46</td> <td>68.30</td> <td>-13.84</td> <td>69.27</td> <td>35.70</td> <td>11.52</td> <td>62.03</td> <td>0.00</td> <td>100</td> <td>248</td> <td>Peak</td> </tr> <tr> <td>2</td> <td>10540.00</td> <td>46.90</td> <td>68.30</td> <td>-21.40</td> <td>56.56</td> <td>37.72</td> <td>14.25</td> <td>61.63</td> <td>0.00</td> <td>100</td> <td>0</td> <td>PEAK</td> </tr> </tbody> </table>	Limit	Read	Ant	Cable	Preamp	Aux	APos	TPos	Remark	Freq	Level	Line	Margin	Level	Factor	Loss	Factor	Factor	MHz	dBuV/m	dBuV/m	dB	dBuV	dB/m	dB	dB	dB	cm	deg	1	7033.00	54.46	68.30	-13.84	69.27	35.70	11.52	62.03	0.00	100	248	Peak	2	10540.00	46.90	68.30	-21.40	56.56	37.72	14.25	61.63	0.00	100	0	PEAK
Limit	Read	Ant	Cable	Preamp	Aux	APos	TPos	Remark																																																																																																							
Freq	Level	Line	Margin	Level	Factor	Loss	Factor	Factor																																																																																																							
MHz	dBuV/m	dBuV/m	dB	dBuV	dB/m	dB	dB	cm	deg																																																																																																						
1	7033.00	57.78	68.30	-10.52	72.59	35.70	11.52	62.03	0.00	100	46	Peak																																																																																																			
2	10540.00	47.28	68.30	-21.02	56.94	37.72	14.25	61.63	0.00	300	0	PEAK																																																																																																			
Limit	Read	Ant	Cable	Preamp	Aux	APos	TPos	Remark																																																																																																							
Freq	Level	Line	Margin	Level	Factor	Loss	Factor	Factor																																																																																																							
MHz	dBuV/m	dBuV/m	dB	dBuV	dB/m	dB	dB	dB	cm	deg																																																																																																					
1	7033.00	54.46	68.30	-13.84	69.27	35.70	11.52	62.03	0.00	100	248	Peak																																																																																																			
2	10540.00	46.90	68.30	-21.40	56.56	37.72	14.25	61.63	0.00	100	0	PEAK																																																																																																			



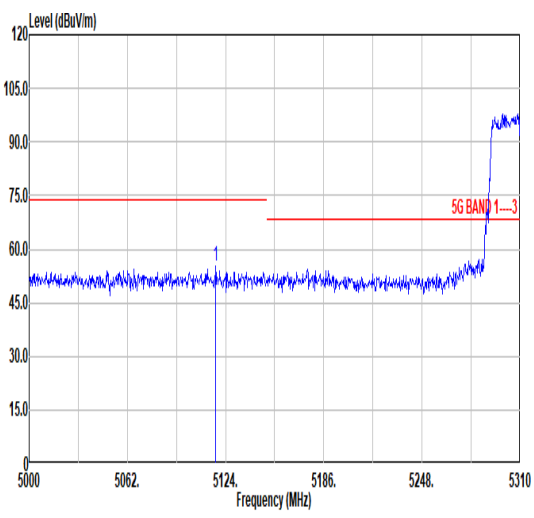
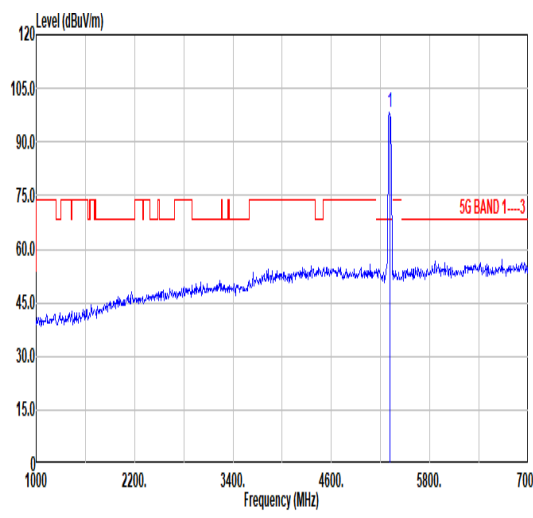
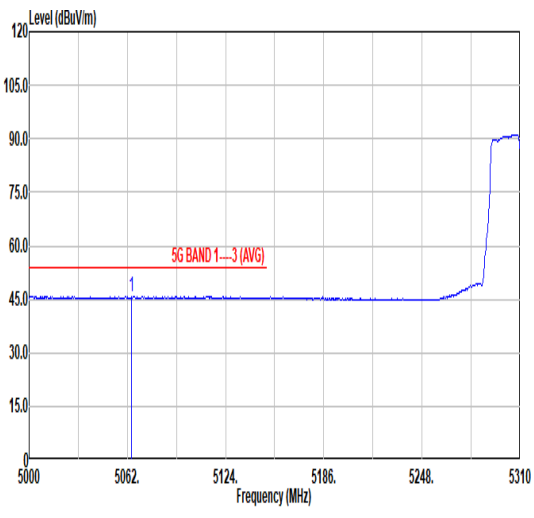
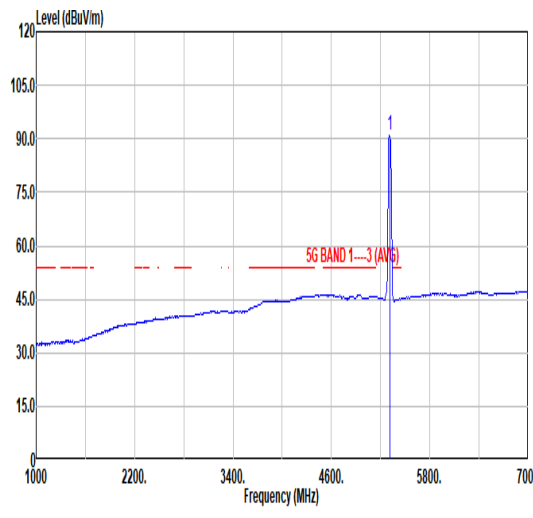
		22																																																																																															
Mode		Band Edge - L																																																																																															
		U-NII-2A_5.25-5.35_802.11ac_VHT40_CH62_5310MHz																																																																																															
Pol.	Horizontal					Fundamental																																																																																											
Peak																																																																																																	
	<table border="1"> <thead> <tr> <th>Limit</th> <th>Read</th> <th>Ant</th> <th>Cable</th> <th>Preamp</th> <th>Aux</th> <th>APos</th> <th>TPos</th> <th colspan="2"></th> </tr> <tr> <th>Freq</th> <th>Level</th> <th>Line</th> <th>Margin</th> <th>Level</th> <th>Factor</th> <th>Loss</th> <th>Factor</th> <th>Factor</th> <th>Remark</th> </tr> <tr> <th>MHz</th> <th>dBuV/m</th> <th>dBuV/m</th> <th>dB</th> <th>dBuV</th> <th>dB/m</th> <th>dB</th> <th>dB</th> <th>dB</th> <th>cm</th> <th>deg</th> </tr> </thead> <tbody> <tr> <td>1</td> <td>5124.62</td> <td>55.24</td> <td>74.00</td> <td>-18.76</td> <td>41.95</td> <td>34.60</td> <td>11.84</td> <td>33.15</td> <td>0.00</td> <td>100</td> <td>253</td> <td>PEAK</td> </tr> </tbody> </table>					Limit	Read	Ant	Cable	Preamp	Aux	APos	TPos			Freq	Level	Line	Margin	Level	Factor	Loss	Factor	Factor	Remark	MHz	dBuV/m	dBuV/m	dB	dBuV	dB/m	dB	dB	dB	cm	deg	1	5124.62	55.24	74.00	-18.76	41.95	34.60	11.84	33.15	0.00	100	253	PEAK	<table border="1"> <thead> <tr> <th>Limit</th> <th>Read</th> <th>Ant</th> <th>Cable</th> <th>Preamp</th> <th>Aux</th> <th>APos</th> <th>TPos</th> <th colspan="2"></th> </tr> <tr> <th>Freq</th> <th>Level</th> <th>Line</th> <th>Margin</th> <th>Level</th> <th>Factor</th> <th>Loss</th> <th>Factor</th> <th>Factor</th> <th>Remark</th> </tr> <tr> <th>MHz</th> <th>dBuV/m</th> <th>dBuV/m</th> <th>dB</th> <th>dBuV</th> <th>dB/m</th> <th>dB</th> <th>dB</th> <th>dB</th> <th>cm</th> <th>deg</th> </tr> </thead> <tbody> <tr> <td>1</td> <td>5310.00</td> <td>102.71</td> <td>-----</td> <td>-----</td> <td>89.04</td> <td>34.75</td> <td>12.01</td> <td>33.09</td> <td>0.00</td> <td>100</td> <td>253</td> <td>PEAK</td> </tr> </tbody> </table>					Limit	Read	Ant	Cable	Preamp	Aux	APos	TPos			Freq	Level	Line	Margin	Level	Factor	Loss	Factor	Factor	Remark	MHz	dBuV/m	dBuV/m	dB	dBuV	dB/m	dB	dB	dB	cm	deg	1	5310.00	102.71	-----	-----	89.04	34.75	12.01	33.09	0.00	100	253
Limit	Read	Ant	Cable	Preamp	Aux	APos	TPos																																																																																										
Freq	Level	Line	Margin	Level	Factor	Loss	Factor	Factor	Remark																																																																																								
MHz	dBuV/m	dBuV/m	dB	dBuV	dB/m	dB	dB	dB	cm	deg																																																																																							
1	5124.62	55.24	74.00	-18.76	41.95	34.60	11.84	33.15	0.00	100	253	PEAK																																																																																					
Limit	Read	Ant	Cable	Preamp	Aux	APos	TPos																																																																																										
Freq	Level	Line	Margin	Level	Factor	Loss	Factor	Factor	Remark																																																																																								
MHz	dBuV/m	dBuV/m	dB	dBuV	dB/m	dB	dB	dB	cm	deg																																																																																							
1	5310.00	102.71	-----	-----	89.04	34.75	12.01	33.09	0.00	100	253	PEAK																																																																																					
Avg																																																																																																	
	<table border="1"> <thead> <tr> <th>Limit</th> <th>Read</th> <th>Ant</th> <th>Cable</th> <th>Preamp</th> <th>Aux</th> <th>APos</th> <th>TPos</th> <th colspan="2"></th> </tr> <tr> <th>Freq</th> <th>Level</th> <th>Line</th> <th>Margin</th> <th>Level</th> <th>Factor</th> <th>Loss</th> <th>Factor</th> <th>Factor</th> <th>Remark</th> </tr> <tr> <th>MHz</th> <th>dBuV/m</th> <th>dBuV/m</th> <th>dB</th> <th>dBuV</th> <th>dB/m</th> <th>dB</th> <th>dB</th> <th>dB</th> <th>cm</th> <th>deg</th> </tr> </thead> <tbody> <tr> <td>1</td> <td>5111.60</td> <td>45.75</td> <td>54.00</td> <td>-8.25</td> <td>32.49</td> <td>34.59</td> <td>11.83</td> <td>33.16</td> <td>0.00</td> <td>100</td> <td>253</td> <td>AVERAGE</td> </tr> </tbody> </table>					Limit	Read	Ant	Cable	Preamp	Aux	APos	TPos			Freq	Level	Line	Margin	Level	Factor	Loss	Factor	Factor	Remark	MHz	dBuV/m	dBuV/m	dB	dBuV	dB/m	dB	dB	dB	cm	deg	1	5111.60	45.75	54.00	-8.25	32.49	34.59	11.83	33.16	0.00	100	253	AVERAGE	<table border="1"> <thead> <tr> <th>Limit</th> <th>Read</th> <th>Ant</th> <th>Cable</th> <th>Preamp</th> <th>Aux</th> <th>APos</th> <th>TPos</th> <th colspan="2"></th> </tr> <tr> <th>Freq</th> <th>Level</th> <th>Line</th> <th>Margin</th> <th>Level</th> <th>Factor</th> <th>Loss</th> <th>Factor</th> <th>Factor</th> <th>Remark</th> </tr> <tr> <th>MHz</th> <th>dBuV/m</th> <th>dBuV/m</th> <th>dB</th> <th>dBuV</th> <th>dB/m</th> <th>dB</th> <th>dB</th> <th>dB</th> <th>cm</th> <th>deg</th> </tr> </thead> <tbody> <tr> <td>1</td> <td>5310.00</td> <td>95.87</td> <td>-----</td> <td>-----</td> <td>82.20</td> <td>34.75</td> <td>12.01</td> <td>33.09</td> <td>0.00</td> <td>100</td> <td>253</td> <td>AVERAGE</td> </tr> </tbody> </table>					Limit	Read	Ant	Cable	Preamp	Aux	APos	TPos			Freq	Level	Line	Margin	Level	Factor	Loss	Factor	Factor	Remark	MHz	dBuV/m	dBuV/m	dB	dBuV	dB/m	dB	dB	dB	cm	deg	1	5310.00	95.87	-----	-----	82.20	34.75	12.01	33.09	0.00	100	253
Limit	Read	Ant	Cable	Preamp	Aux	APos	TPos																																																																																										
Freq	Level	Line	Margin	Level	Factor	Loss	Factor	Factor	Remark																																																																																								
MHz	dBuV/m	dBuV/m	dB	dBuV	dB/m	dB	dB	dB	cm	deg																																																																																							
1	5111.60	45.75	54.00	-8.25	32.49	34.59	11.83	33.16	0.00	100	253	AVERAGE																																																																																					
Limit	Read	Ant	Cable	Preamp	Aux	APos	TPos																																																																																										
Freq	Level	Line	Margin	Level	Factor	Loss	Factor	Factor	Remark																																																																																								
MHz	dBuV/m	dBuV/m	dB	dBuV	dB/m	dB	dB	dB	cm	deg																																																																																							
1	5310.00	95.87	-----	-----	82.20	34.75	12.01	33.09	0.00	100	253	AVERAGE																																																																																					





22																																																																										
Band Edge - R																																																																										
U-NII-2A_5.25-5.35_802.11ac VHT40_CH62_5310MHz																																																																										
Pol.	Horizontal	Fundamental																																																																								
Peak	<table border="1"> <thead> <tr> <th>Limit</th> <th>Read</th> <th>Ant</th> <th>Cable</th> <th>Preamp</th> <th>Aux</th> <th>APos</th> <th>TPos</th> </tr> <tr> <th>Freq</th> <th>Level</th> <th>Line</th> <th>Margin</th> <th>Level</th> <th>Factor</th> <th>Loss</th> <th>Factor</th> </tr> <tr> <th>MHz</th> <th>dBuV/m</th> <th>dBuV/m</th> <th>dB</th> <th>dBuV</th> <th>dB/m</th> <th>dB</th> <th>dB</th> </tr> </thead> <tbody> <tr> <td>1</td> <td>5353.80</td> <td>58.20</td> <td>74.00</td> <td>-15.80</td> <td>44.44</td> <td>34.78</td> <td>12.05</td> </tr> <tr> <td></td> <td></td> <td></td> <td></td> <td></td> <td></td> <td></td> <td>33.07</td> </tr> <tr> <td></td> <td></td> <td></td> <td></td> <td></td> <td></td> <td></td> <td>0.00</td> </tr> <tr> <td></td> <td></td> <td></td> <td></td> <td></td> <td></td> <td></td> <td>100</td> </tr> <tr> <td></td> <td></td> <td></td> <td></td> <td></td> <td></td> <td></td> <td>253</td> </tr> <tr> <td></td> <td></td> <td></td> <td></td> <td></td> <td></td> <td></td> <td>PEAK</td> </tr> </tbody> </table>	Limit	Read	Ant	Cable	Preamp	Aux	APos	TPos	Freq	Level	Line	Margin	Level	Factor	Loss	Factor	MHz	dBuV/m	dBuV/m	dB	dBuV	dB/m	dB	dB	1	5353.80	58.20	74.00	-15.80	44.44	34.78	12.05								33.07								0.00								100								253								PEAK	Blank
Limit	Read	Ant	Cable	Preamp	Aux	APos	TPos																																																																			
Freq	Level	Line	Margin	Level	Factor	Loss	Factor																																																																			
MHz	dBuV/m	dBuV/m	dB	dBuV	dB/m	dB	dB																																																																			
1	5353.80	58.20	74.00	-15.80	44.44	34.78	12.05																																																																			
							33.07																																																																			
							0.00																																																																			
							100																																																																			
							253																																																																			
							PEAK																																																																			
Avg	<table border="1"> <thead> <tr> <th>Limit</th> <th>Read</th> <th>Ant</th> <th>Cable</th> <th>Preamp</th> <th>Aux</th> <th>APos</th> <th>TPos</th> </tr> <tr> <th>Freq</th> <th>Level</th> <th>Line</th> <th>Margin</th> <th>Level</th> <th>Factor</th> <th>Loss</th> <th>Factor</th> </tr> <tr> <th>MHz</th> <th>dBuV/m</th> <th>dBuV/m</th> <th>dB</th> <th>dBuV</th> <th>dB/m</th> <th>dB</th> <th>dB</th> </tr> </thead> <tbody> <tr> <td>1</td> <td>5350.05</td> <td>50.98</td> <td>54.00</td> <td>-3.02</td> <td>37.22</td> <td>34.78</td> <td>12.05</td> </tr> <tr> <td></td> <td></td> <td></td> <td></td> <td></td> <td></td> <td></td> <td>33.07</td> </tr> <tr> <td></td> <td></td> <td></td> <td></td> <td></td> <td></td> <td></td> <td>0.00</td> </tr> <tr> <td></td> <td></td> <td></td> <td></td> <td></td> <td></td> <td></td> <td>100</td> </tr> <tr> <td></td> <td></td> <td></td> <td></td> <td></td> <td></td> <td></td> <td>253</td> </tr> <tr> <td></td> <td></td> <td></td> <td></td> <td></td> <td></td> <td></td> <td>AVERAGE</td> </tr> </tbody> </table>	Limit	Read	Ant	Cable	Preamp	Aux	APos	TPos	Freq	Level	Line	Margin	Level	Factor	Loss	Factor	MHz	dBuV/m	dBuV/m	dB	dBuV	dB/m	dB	dB	1	5350.05	50.98	54.00	-3.02	37.22	34.78	12.05								33.07								0.00								100								253								AVERAGE	Blank
Limit	Read	Ant	Cable	Preamp	Aux	APos	TPos																																																																			
Freq	Level	Line	Margin	Level	Factor	Loss	Factor																																																																			
MHz	dBuV/m	dBuV/m	dB	dBuV	dB/m	dB	dB																																																																			
1	5350.05	50.98	54.00	-3.02	37.22	34.78	12.05																																																																			
							33.07																																																																			
							0.00																																																																			
							100																																																																			
							253																																																																			
							AVERAGE																																																																			



		22																																																																														
Mode	Band Edge - L																																																																															
	U-NII-2A_5.25-5.35_802.11ac VHT40_CH62_5310MHz																																																																															
Pol.	Vertical	Fundamental																																																																														
Peak	 <p>Level (dBuV/m) vs Frequency (MHz) for Vertical. Peak at 5310 MHz.</p> <table border="1"> <thead> <tr> <th>Limit</th> <th>Read</th> <th>Ant</th> <th>Cable</th> <th>Preamp</th> <th>Aux</th> <th>APos</th> <th>TPos</th> </tr> <tr> <th>Freq</th> <th>Level</th> <th>Line Margin</th> <th>Level Factor</th> <th>Loss Factor</th> <th>Factor</th> <th>Factor</th> <th>Remark</th> </tr> <tr> <th>MHz</th> <th>dBuV/m</th> <th>dBuV/m</th> <th>dB</th> <th>dBuV</th> <th>dB/m</th> <th>dB</th> <th>dB</th> <th>cm</th> <th>deg</th> </tr> </thead> <tbody> <tr> <td>1</td> <td>5117.49</td> <td>55.24</td> <td>74.00</td> <td>-18.76</td> <td>41.96</td> <td>34.59</td> <td>11.84</td> <td>33.15</td> <td>0.00</td> <td>400</td> <td>359</td> <td>PEAK</td> </tr> </tbody> </table>	Limit	Read	Ant	Cable	Preamp	Aux	APos	TPos	Freq	Level	Line Margin	Level Factor	Loss Factor	Factor	Factor	Remark	MHz	dBuV/m	dBuV/m	dB	dBuV	dB/m	dB	dB	cm	deg	1	5117.49	55.24	74.00	-18.76	41.96	34.59	11.84	33.15	0.00	400	359	PEAK	 <p>Level (dBuV/m) vs Frequency (MHz) for Fundamental. Peak at 5310 MHz.</p> <table border="1"> <thead> <tr> <th>Limit</th> <th>Read</th> <th>Ant</th> <th>Cable</th> <th>Preamp</th> <th>Aux</th> <th>APos</th> <th>TPos</th> </tr> <tr> <th>Freq</th> <th>Level</th> <th>Line Margin</th> <th>Level Factor</th> <th>Loss Factor</th> <th>Factor</th> <th>Factor</th> <th>Remark</th> </tr> <tr> <th>MHz</th> <th>dBuV/m</th> <th>dBuV/m</th> <th>dB</th> <th>dBuV</th> <th>dB/m</th> <th>dB</th> <th>dB</th> <th>cm</th> <th>deg</th> </tr> </thead> <tbody> <tr> <td>1</td> <td>5310.00</td> <td>98.44</td> <td>-----</td> <td>-----</td> <td>84.77</td> <td>34.75</td> <td>12.01</td> <td>33.09</td> <td>0.00</td> <td>400</td> <td>359</td> <td>PEAK</td> </tr> </tbody> </table>	Limit	Read	Ant	Cable	Preamp	Aux	APos	TPos	Freq	Level	Line Margin	Level Factor	Loss Factor	Factor	Factor	Remark	MHz	dBuV/m	dBuV/m	dB	dBuV	dB/m	dB	dB	cm	deg	1	5310.00	98.44	-----	-----	84.77	34.75	12.01	33.09	0.00	400	359	PEAK
	Limit	Read	Ant	Cable	Preamp	Aux	APos	TPos																																																																								
Freq	Level	Line Margin	Level Factor	Loss Factor	Factor	Factor	Remark																																																																									
MHz	dBuV/m	dBuV/m	dB	dBuV	dB/m	dB	dB	cm	deg																																																																							
1	5117.49	55.24	74.00	-18.76	41.96	34.59	11.84	33.15	0.00	400	359	PEAK																																																																				
Limit	Read	Ant	Cable	Preamp	Aux	APos	TPos																																																																									
Freq	Level	Line Margin	Level Factor	Loss Factor	Factor	Factor	Remark																																																																									
MHz	dBuV/m	dBuV/m	dB	dBuV	dB/m	dB	dB	cm	deg																																																																							
1	5310.00	98.44	-----	-----	84.77	34.75	12.01	33.09	0.00	400	359	PEAK																																																																				
Avg	 <p>Level (dBuV/m) vs Frequency (MHz) for Vertical. Average at 5310 MHz.</p> <table border="1"> <thead> <tr> <th>Limit</th> <th>Read</th> <th>Ant</th> <th>Cable</th> <th>Preamp</th> <th>Aux</th> <th>APos</th> <th>TPos</th> </tr> <tr> <th>Freq</th> <th>Level</th> <th>Line Margin</th> <th>Level Factor</th> <th>Loss Factor</th> <th>Factor</th> <th>Factor</th> <th>Remark</th> </tr> <tr> <th>MHz</th> <th>dBuV/m</th> <th>dBuV/m</th> <th>dB</th> <th>dBuV</th> <th>dB/m</th> <th>dB</th> <th>dB</th> <th>cm</th> <th>deg</th> </tr> </thead> <tbody> <tr> <td>1</td> <td>5064.48</td> <td>45.73</td> <td>54.00</td> <td>-8.27</td> <td>32.55</td> <td>34.55</td> <td>11.80</td> <td>33.17</td> <td>0.00</td> <td>400</td> <td>359</td> <td>AVERAGE</td> </tr> </tbody> </table>	Limit	Read	Ant	Cable	Preamp	Aux	APos	TPos	Freq	Level	Line Margin	Level Factor	Loss Factor	Factor	Factor	Remark	MHz	dBuV/m	dBuV/m	dB	dBuV	dB/m	dB	dB	cm	deg	1	5064.48	45.73	54.00	-8.27	32.55	34.55	11.80	33.17	0.00	400	359	AVERAGE	 <p>Level (dBuV/m) vs Frequency (MHz) for Fundamental. Average at 5310 MHz.</p> <table border="1"> <thead> <tr> <th>Limit</th> <th>Read</th> <th>Ant</th> <th>Cable</th> <th>Preamp</th> <th>Aux</th> <th>APos</th> <th>TPos</th> </tr> <tr> <th>Freq</th> <th>Level</th> <th>Line Margin</th> <th>Level Factor</th> <th>Loss Factor</th> <th>Factor</th> <th>Factor</th> <th>Remark</th> </tr> <tr> <th>MHz</th> <th>dBuV/m</th> <th>dBuV/m</th> <th>dB</th> <th>dBuV</th> <th>dB/m</th> <th>dB</th> <th>dB</th> <th>cm</th> <th>deg</th> </tr> </thead> <tbody> <tr> <td>1</td> <td>5310.00</td> <td>91.12</td> <td>-----</td> <td>-----</td> <td>77.45</td> <td>34.75</td> <td>12.01</td> <td>33.09</td> <td>0.00</td> <td>400</td> <td>359</td> <td>AVERAGE</td> </tr> </tbody> </table>	Limit	Read	Ant	Cable	Preamp	Aux	APos	TPos	Freq	Level	Line Margin	Level Factor	Loss Factor	Factor	Factor	Remark	MHz	dBuV/m	dBuV/m	dB	dBuV	dB/m	dB	dB	cm	deg	1	5310.00	91.12	-----	-----	77.45	34.75	12.01	33.09	0.00	400	359	AVERAGE
Limit	Read	Ant	Cable	Preamp	Aux	APos	TPos																																																																									
Freq	Level	Line Margin	Level Factor	Loss Factor	Factor	Factor	Remark																																																																									
MHz	dBuV/m	dBuV/m	dB	dBuV	dB/m	dB	dB	cm	deg																																																																							
1	5064.48	45.73	54.00	-8.27	32.55	34.55	11.80	33.17	0.00	400	359	AVERAGE																																																																				
Limit	Read	Ant	Cable	Preamp	Aux	APos	TPos																																																																									
Freq	Level	Line Margin	Level Factor	Loss Factor	Factor	Factor	Remark																																																																									
MHz	dBuV/m	dBuV/m	dB	dBuV	dB/m	dB	dB	cm	deg																																																																							
1	5310.00	91.12	-----	-----	77.45	34.75	12.01	33.09	0.00	400	359	AVERAGE																																																																				

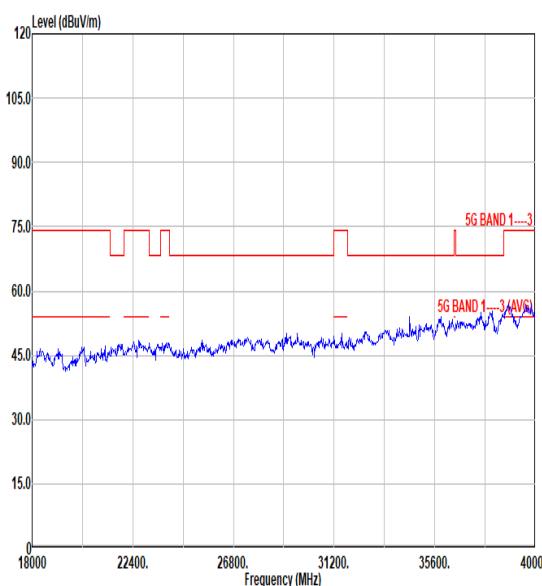
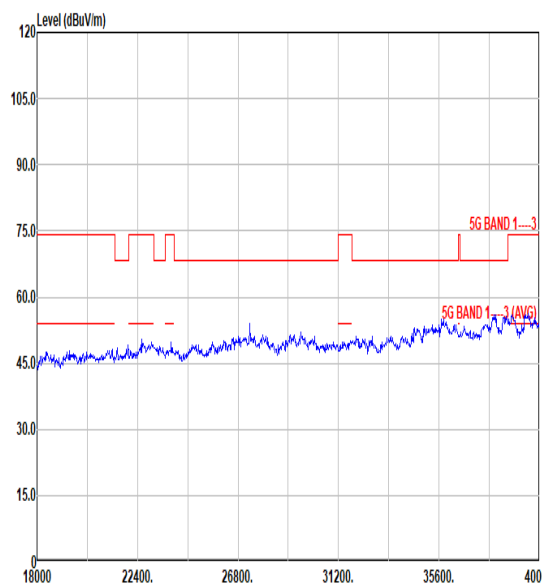


		22																																																
Mode	Band Edge - R																																																	
	U-NII-2A_5.25-5.35_802.11ac_VHT40_CH62_5310MHz																																																	
Pol.	Vertical	Fundamental																																																
Peak	<table border="1"> <thead> <tr> <th>Limit</th> <th>Read</th> <th>Ant</th> <th>Cable</th> <th>Preamp</th> <th>Aux</th> <th>APos</th> <th>TPos</th> </tr> <tr> <th>Freq</th> <th>Level</th> <th>Line</th> <th>Margin</th> <th>Level</th> <th>Factor</th> <th>Loss</th> <th>Factor</th> <th>Factor</th> <th>Factor</th> <th>cm</th> <th>deg</th> <th>Remark</th> </tr> <tr> <th>MHz</th> <th>dBuV/m</th> <th>dBuV/m</th> <th>dB</th> <th>dBuV</th> <th>dB/m</th> <th>dB</th> <th>dB</th> <th>dB</th> <th>dB</th> <th>cm</th> <th>deg</th> <th></th> </tr> </thead> <tbody> <tr> <td>1</td> <td>5425.95</td> <td>55.29</td> <td>74.00</td> <td>-18.71</td> <td>41.38</td> <td>34.84</td> <td>12.12</td> <td>33.05</td> <td>0.00</td> <td>400</td> <td>359</td> <td>PEAK</td> </tr> </tbody> </table>	Limit	Read	Ant	Cable	Preamp	Aux	APos	TPos	Freq	Level	Line	Margin	Level	Factor	Loss	Factor	Factor	Factor	cm	deg	Remark	MHz	dBuV/m	dBuV/m	dB	dBuV	dB/m	dB	dB	dB	dB	cm	deg		1	5425.95	55.29	74.00	-18.71	41.38	34.84	12.12	33.05	0.00	400	359	PEAK	Blank	
Limit	Read	Ant	Cable	Preamp	Aux	APos	TPos																																											
Freq	Level	Line	Margin	Level	Factor	Loss	Factor	Factor	Factor	cm	deg	Remark																																						
MHz	dBuV/m	dBuV/m	dB	dBuV	dB/m	dB	dB	dB	dB	cm	deg																																							
1	5425.95	55.29	74.00	-18.71	41.38	34.84	12.12	33.05	0.00	400	359	PEAK																																						
Avg	<table border="1"> <thead> <tr> <th>Limit</th> <th>Read</th> <th>Ant</th> <th>Cable</th> <th>Preamp</th> <th>Aux</th> <th>APos</th> <th>TPos</th> </tr> <tr> <th>Freq</th> <th>Level</th> <th>Line</th> <th>Margin</th> <th>Level</th> <th>Factor</th> <th>Loss</th> <th>Factor</th> <th>Factor</th> <th>Factor</th> <th>cm</th> <th>deg</th> <th>Remark</th> </tr> <tr> <th>MHz</th> <th>dBuV/m</th> <th>dBuV/m</th> <th>dB</th> <th>dBuV</th> <th>dB/m</th> <th>dB</th> <th>dB</th> <th>dB</th> <th>dB</th> <th>cm</th> <th>deg</th> <th></th> </tr> </thead> <tbody> <tr> <td>1</td> <td>5458.65</td> <td>45.43</td> <td>54.00</td> <td>-8.57</td> <td>31.45</td> <td>34.87</td> <td>12.15</td> <td>33.04</td> <td>0.00</td> <td>400</td> <td>359</td> <td>AVERAGE</td> </tr> </tbody> </table>	Limit	Read	Ant	Cable	Preamp	Aux	APos	TPos	Freq	Level	Line	Margin	Level	Factor	Loss	Factor	Factor	Factor	cm	deg	Remark	MHz	dBuV/m	dBuV/m	dB	dBuV	dB/m	dB	dB	dB	dB	cm	deg		1	5458.65	45.43	54.00	-8.57	31.45	34.87	12.15	33.04	0.00	400	359	AVERAGE	Blank	
Limit	Read	Ant	Cable	Preamp	Aux	APos	TPos																																											
Freq	Level	Line	Margin	Level	Factor	Loss	Factor	Factor	Factor	cm	deg	Remark																																						
MHz	dBuV/m	dBuV/m	dB	dBuV	dB/m	dB	dB	dB	dB	cm	deg																																							
1	5458.65	45.43	54.00	-8.57	31.45	34.87	12.15	33.04	0.00	400	359	AVERAGE																																						



Mode	22																																																																																																													
	Harmonic																																																																																																													
	U-NII-2A_5.25-5.35_802.11ac VHT40_CH62_5310MHz																																																																																																													
Pol.	Horizontal	Vertical																																																																																																												
Peak Avg	<table border="1"> <thead> <tr> <th>Limit</th> <th>Read</th> <th>Ant</th> <th>Cable</th> <th>Preamp</th> <th>Aux</th> <th>APos</th> <th>TPos</th> <th>Remark</th> </tr> <tr> <th>Freq</th> <th>Level</th> <th>Line</th> <th>Margin</th> <th>Level</th> <th>Factor</th> <th>Loss</th> <th>Factor</th> <th>Factor</th> </tr> <tr> <th>MHz</th> <th>dBuV/m</th> <th>dBuV/m</th> <th>dB</th> <th>dBuV</th> <th>dB/m</th> <th>dB</th> <th>dB</th> <th>cm</th> <th>deg</th> </tr> </thead> <tbody> <tr> <td>1</td> <td>7088.00</td> <td>56.45</td> <td>68.30</td> <td>-11.85</td> <td>71.22</td> <td>35.70</td> <td>11.56</td> <td>62.03</td> <td>0.00</td> <td>100</td> <td>39</td> <td>Peak</td> </tr> <tr> <td>2</td> <td>10620.00</td> <td>46.60</td> <td>74.00</td> <td>-27.40</td> <td>56.16</td> <td>37.77</td> <td>14.31</td> <td>61.64</td> <td>0.00</td> <td>300</td> <td>0</td> <td>PEAK</td> </tr> </tbody> </table>	Limit	Read	Ant	Cable	Preamp	Aux	APos	TPos	Remark	Freq	Level	Line	Margin	Level	Factor	Loss	Factor	Factor	MHz	dBuV/m	dBuV/m	dB	dBuV	dB/m	dB	dB	cm	deg	1	7088.00	56.45	68.30	-11.85	71.22	35.70	11.56	62.03	0.00	100	39	Peak	2	10620.00	46.60	74.00	-27.40	56.16	37.77	14.31	61.64	0.00	300	0	PEAK	<table border="1"> <thead> <tr> <th>Limit</th> <th>Read</th> <th>Ant</th> <th>Cable</th> <th>Preamp</th> <th>Aux</th> <th>APos</th> <th>TPos</th> <th>Remark</th> </tr> <tr> <th>Freq</th> <th>Level</th> <th>Line</th> <th>Margin</th> <th>Level</th> <th>Factor</th> <th>Loss</th> <th>Factor</th> <th>Factor</th> </tr> <tr> <th>MHz</th> <th>dBuV/m</th> <th>dBuV/m</th> <th>dB</th> <th>dBuV</th> <th>dB/m</th> <th>dB</th> <th>dB</th> <th>cm</th> <th>deg</th> </tr> </thead> <tbody> <tr> <td>1</td> <td>7088.00</td> <td>55.12</td> <td>68.30</td> <td>-13.18</td> <td>69.89</td> <td>35.70</td> <td>11.56</td> <td>62.03</td> <td>0.00</td> <td>100</td> <td>253</td> <td>Peak</td> </tr> <tr> <td>2</td> <td>10620.00</td> <td>46.27</td> <td>74.00</td> <td>-27.73</td> <td>55.83</td> <td>37.77</td> <td>14.31</td> <td>61.64</td> <td>0.00</td> <td>100</td> <td>0</td> <td>PEAK</td> </tr> </tbody> </table>	Limit	Read	Ant	Cable	Preamp	Aux	APos	TPos	Remark	Freq	Level	Line	Margin	Level	Factor	Loss	Factor	Factor	MHz	dBuV/m	dBuV/m	dB	dBuV	dB/m	dB	dB	cm	deg	1	7088.00	55.12	68.30	-13.18	69.89	35.70	11.56	62.03	0.00	100	253	Peak	2	10620.00	46.27	74.00	-27.73	55.83	37.77	14.31	61.64	0.00	100	0	PEAK
Limit	Read	Ant	Cable	Preamp	Aux	APos	TPos	Remark																																																																																																						
Freq	Level	Line	Margin	Level	Factor	Loss	Factor	Factor																																																																																																						
MHz	dBuV/m	dBuV/m	dB	dBuV	dB/m	dB	dB	cm	deg																																																																																																					
1	7088.00	56.45	68.30	-11.85	71.22	35.70	11.56	62.03	0.00	100	39	Peak																																																																																																		
2	10620.00	46.60	74.00	-27.40	56.16	37.77	14.31	61.64	0.00	300	0	PEAK																																																																																																		
Limit	Read	Ant	Cable	Preamp	Aux	APos	TPos	Remark																																																																																																						
Freq	Level	Line	Margin	Level	Factor	Loss	Factor	Factor																																																																																																						
MHz	dBuV/m	dBuV/m	dB	dBuV	dB/m	dB	dB	cm	deg																																																																																																					
1	7088.00	55.12	68.30	-13.18	69.89	35.70	11.56	62.03	0.00	100	253	Peak																																																																																																		
2	10620.00	46.27	74.00	-27.73	55.83	37.77	14.31	61.64	0.00	100	0	PEAK																																																																																																		



Mode	22	
	18-40G	
	U-NII-2A_5.25-5.35_802.11ac VHT40_CH62_5310MHz	
Pol.	Horizontal	Vertical
Peak	 <p>Horizontal Peak Spectrum Plot: The y-axis is Level (dBuV/m) from 0 to 120. The x-axis is Frequency (MHz) from 18000 to 40000. A red line shows the signal level, which is mostly flat at approximately 75 dBuV/m with some small dips. A blue line shows the noise floor, which is around 45 dBuV/m. Labels include '5G BAND 1---3' and '5G BAND 1---3(AVG)'.</p>	 <p>Vertical Peak Spectrum Plot: The y-axis is Level (dBuV/m) from 0 to 120. The x-axis is Frequency (MHz) from 18000 to 40000. A red line shows the signal level, which is mostly flat at approximately 75 dBuV/m with some small dips. A blue line shows the noise floor, which is around 45 dBuV/m. Labels include '5G BAND 1---3' and '5G BAND 1---3(AVG)'.</p>



		23																																																																																																					
Mode		Band Edge - L																																																																																																					
		U-NII-2C_5.47-5.725_802.11ac VHT40_CH102_5510MHz																																																																																																					
Pol.	Horizontal	Fundamental																																																																																																					
Peak	<table border="1"> <thead> <tr> <th>Limit</th> <th>Read</th> <th>Ant</th> <th>Cable</th> <th>Preamp</th> <th>Aux</th> <th>APos</th> <th>TPos</th> <th colspan="2"></th> </tr> <tr> <th>Freq</th> <th>Level</th> <th>Line</th> <th>Margin</th> <th>Level</th> <th>Factor</th> <th>Loss</th> <th>Factor</th> <th>Factor</th> <th>Remark</th> </tr> <tr> <th>MHz</th> <th>dBuV/m</th> <th>dBuV/m</th> <th>dB</th> <th>dBuV</th> <th>dB/m</th> <th>dB</th> <th>dB</th> <th>dB</th> <th>cm</th> <th>deg</th> </tr> </thead> <tbody> <tr> <td>1</td> <td>5458.96</td> <td>57.49</td> <td>74.00</td> <td>-16.51</td> <td>43.51</td> <td>34.87</td> <td>12.15</td> <td>33.04</td> <td>0.00</td> <td>100</td> <td>260</td> <td>PEAK</td> </tr> <tr> <td>2</td> <td>5468.08</td> <td>61.95</td> <td>68.30</td> <td>-6.35</td> <td>47.95</td> <td>34.87</td> <td>12.16</td> <td>33.03</td> <td>0.00</td> <td>100</td> <td>260</td> <td>PEAK</td> </tr> </tbody> </table>	Limit	Read	Ant	Cable	Preamp	Aux	APos	TPos			Freq	Level	Line	Margin	Level	Factor	Loss	Factor	Factor	Remark	MHz	dBuV/m	dBuV/m	dB	dBuV	dB/m	dB	dB	dB	cm	deg	1	5458.96	57.49	74.00	-16.51	43.51	34.87	12.15	33.04	0.00	100	260	PEAK	2	5468.08	61.95	68.30	-6.35	47.95	34.87	12.16	33.03	0.00	100	260	PEAK	<table border="1"> <thead> <tr> <th>Limit</th> <th>Read</th> <th>Ant</th> <th>Cable</th> <th>Preamp</th> <th>Aux</th> <th>APos</th> <th>TPos</th> <th colspan="2"></th> </tr> <tr> <th>Freq</th> <th>Level</th> <th>Line</th> <th>Margin</th> <th>Level</th> <th>Factor</th> <th>Loss</th> <th>Factor</th> <th>Factor</th> <th>Remark</th> </tr> <tr> <th>MHz</th> <th>dBuV/m</th> <th>dBuV/m</th> <th>dB</th> <th>dBuV</th> <th>dB/m</th> <th>dB</th> <th>dB</th> <th>dB</th> <th>cm</th> <th>deg</th> </tr> </thead> <tbody> <tr> <td>1</td> <td>5510.00</td> <td>105.81</td> <td>-----</td> <td>-----</td> <td>91.72</td> <td>34.91</td> <td>12.20</td> <td>33.02</td> <td>0.00</td> <td>100</td> <td>260</td> <td>PEAK</td> </tr> </tbody> </table>	Limit	Read	Ant	Cable	Preamp	Aux	APos	TPos			Freq	Level	Line	Margin	Level	Factor	Loss	Factor	Factor	Remark	MHz	dBuV/m	dBuV/m	dB	dBuV	dB/m	dB	dB	dB	cm	deg	1	5510.00	105.81	-----	-----	91.72	34.91	12.20	33.02	0.00	100	260	PEAK
	Limit	Read	Ant	Cable	Preamp	Aux	APos	TPos																																																																																															
Freq	Level	Line	Margin	Level	Factor	Loss	Factor	Factor	Remark																																																																																														
MHz	dBuV/m	dBuV/m	dB	dBuV	dB/m	dB	dB	dB	cm	deg																																																																																													
1	5458.96	57.49	74.00	-16.51	43.51	34.87	12.15	33.04	0.00	100	260	PEAK																																																																																											
2	5468.08	61.95	68.30	-6.35	47.95	34.87	12.16	33.03	0.00	100	260	PEAK																																																																																											
Limit	Read	Ant	Cable	Preamp	Aux	APos	TPos																																																																																																
Freq	Level	Line	Margin	Level	Factor	Loss	Factor	Factor	Remark																																																																																														
MHz	dBuV/m	dBuV/m	dB	dBuV	dB/m	dB	dB	dB	cm	deg																																																																																													
1	5510.00	105.81	-----	-----	91.72	34.91	12.20	33.02	0.00	100	260	PEAK																																																																																											
Avg	<table border="1"> <thead> <tr> <th>Limit</th> <th>Read</th> <th>Ant</th> <th>Cable</th> <th>Preamp</th> <th>Aux</th> <th>APos</th> <th>TPos</th> <th colspan="2"></th> </tr> <tr> <th>Freq</th> <th>Level</th> <th>Line</th> <th>Margin</th> <th>Level</th> <th>Factor</th> <th>Loss</th> <th>Factor</th> <th>Factor</th> <th>Remark</th> </tr> <tr> <th>MHz</th> <th>dBuV/m</th> <th>dBuV/m</th> <th>dB</th> <th>dBuV</th> <th>dB/m</th> <th>dB</th> <th>dB</th> <th>dB</th> <th>cm</th> <th>deg</th> </tr> </thead> <tbody> <tr> <td>1</td> <td>5459.92</td> <td>50.22</td> <td>54.00</td> <td>-3.78</td> <td>36.24</td> <td>34.87</td> <td>12.15</td> <td>33.04</td> <td>0.00</td> <td>100</td> <td>260</td> <td>AVERAGE</td> </tr> </tbody> </table>	Limit	Read	Ant	Cable	Preamp	Aux	APos	TPos			Freq	Level	Line	Margin	Level	Factor	Loss	Factor	Factor	Remark	MHz	dBuV/m	dBuV/m	dB	dBuV	dB/m	dB	dB	dB	cm	deg	1	5459.92	50.22	54.00	-3.78	36.24	34.87	12.15	33.04	0.00	100	260	AVERAGE	<table border="1"> <thead> <tr> <th>Limit</th> <th>Read</th> <th>Ant</th> <th>Cable</th> <th>Preamp</th> <th>Aux</th> <th>APos</th> <th>TPos</th> <th colspan="2"></th> </tr> <tr> <th>Freq</th> <th>Level</th> <th>Line</th> <th>Margin</th> <th>Level</th> <th>Factor</th> <th>Loss</th> <th>Factor</th> <th>Factor</th> <th>Remark</th> </tr> <tr> <th>MHz</th> <th>dBuV/m</th> <th>dBuV/m</th> <th>dB</th> <th>dBuV</th> <th>dB/m</th> <th>dB</th> <th>dB</th> <th>dB</th> <th>cm</th> <th>deg</th> </tr> </thead> <tbody> <tr> <td>1</td> <td>5510.00</td> <td>98.01</td> <td>-----</td> <td>-----</td> <td>83.92</td> <td>34.91</td> <td>12.20</td> <td>33.02</td> <td>0.00</td> <td>100</td> <td>260</td> <td>AVERAGE</td> </tr> </tbody> </table>	Limit	Read	Ant	Cable	Preamp	Aux	APos	TPos			Freq	Level	Line	Margin	Level	Factor	Loss	Factor	Factor	Remark	MHz	dBuV/m	dBuV/m	dB	dBuV	dB/m	dB	dB	dB	cm	deg	1	5510.00	98.01	-----	-----	83.92	34.91	12.20	33.02	0.00	100	260	AVERAGE													
Limit	Read	Ant	Cable	Preamp	Aux	APos	TPos																																																																																																
Freq	Level	Line	Margin	Level	Factor	Loss	Factor	Factor	Remark																																																																																														
MHz	dBuV/m	dBuV/m	dB	dBuV	dB/m	dB	dB	dB	cm	deg																																																																																													
1	5459.92	50.22	54.00	-3.78	36.24	34.87	12.15	33.04	0.00	100	260	AVERAGE																																																																																											
Limit	Read	Ant	Cable	Preamp	Aux	APos	TPos																																																																																																
Freq	Level	Line	Margin	Level	Factor	Loss	Factor	Factor	Remark																																																																																														
MHz	dBuV/m	dBuV/m	dB	dBuV	dB/m	dB	dB	dB	cm	deg																																																																																													
1	5510.00	98.01	-----	-----	83.92	34.91	12.20	33.02	0.00	100	260	AVERAGE																																																																																											



Mode	23																																		
	Band Edge - R																																		
	U-NII-2C_5.47-5.725_802.11ac VHT40_CH102_5510MHz																																		
Pol.	Horizontal	Fundamental																																	
Peak	<table border="1"> <thead> <tr> <th>Limit</th> <th>Read</th> <th>Ant</th> <th>Cable</th> <th>Preamp</th> <th>Aux</th> <th>APos</th> <th>TPos</th> <th>Remark</th> </tr> <tr> <th>Freq</th> <th>Level</th> <th>Line</th> <th>Margin</th> <th>Level</th> <th>Factor</th> <th>Loss</th> <th>Factor</th> <th>Factor</th> <th>cm</th> <th>deg</th> </tr> </thead> <tbody> <tr> <td>1</td> <td>5732.36</td> <td>54.11</td> <td>68.30</td> <td>-14.19</td> <td>39.49</td> <td>35.17</td> <td>12.40</td> <td>32.95</td> <td>0.00</td> <td>100</td> <td>260</td> <td>PEAK</td> </tr> </tbody> </table>	Limit	Read	Ant	Cable	Preamp	Aux	APos	TPos	Remark	Freq	Level	Line	Margin	Level	Factor	Loss	Factor	Factor	cm	deg	1	5732.36	54.11	68.30	-14.19	39.49	35.17	12.40	32.95	0.00	100	260	PEAK	Blank
Limit	Read	Ant	Cable	Preamp	Aux	APos	TPos	Remark																											
Freq	Level	Line	Margin	Level	Factor	Loss	Factor	Factor	cm	deg																									
1	5732.36	54.11	68.30	-14.19	39.49	35.17	12.40	32.95	0.00	100	260	PEAK																							



		23																																																																																													
Mode		Band Edge - L																																																																																													
		U-NII-2C_5.47-5.725_802.11ac VHT40_CH102_5510MHz																																																																																													
Pol.	Vertical	Fundamental																																																																																													
Peak	<table border="1"> <thead> <tr> <th>Limit</th> <th>Read</th> <th>Ant</th> <th>Cable</th> <th>Preamp</th> <th>Aux</th> <th>APos</th> <th>TPos</th> <th>Remark</th> </tr> <tr> <th>Freq</th> <th>Level</th> <th>Line</th> <th>Margin</th> <th>Level</th> <th>Factor</th> <th>Loss</th> <th>Factor</th> <th>Factor</th> </tr> <tr> <th>MHz</th> <th>dBuV/m</th> <th>dBuV/m</th> <th>dB</th> <th>dBuV</th> <th>dB/m</th> <th>dB</th> <th>dB</th> <th>dB</th> </tr> </thead> <tbody> <tr> <td>1</td> <td>5381.36</td> <td>54.94</td> <td>74.00</td> <td>-19.06</td> <td>41.13</td> <td>34.81</td> <td>12.07</td> <td>33.07</td> <td>0.00</td> <td>393</td> <td>27</td> <td>PEAK</td> </tr> <tr> <td>2</td> <td>5466.80</td> <td>58.17</td> <td>68.30</td> <td>-10.13</td> <td>44.17</td> <td>34.87</td> <td>12.16</td> <td>33.03</td> <td>0.00</td> <td>393</td> <td>27</td> <td>PEAK</td> </tr> </tbody> </table>	Limit	Read	Ant	Cable	Preamp	Aux	APos	TPos	Remark	Freq	Level	Line	Margin	Level	Factor	Loss	Factor	Factor	MHz	dBuV/m	dBuV/m	dB	dBuV	dB/m	dB	dB	dB	1	5381.36	54.94	74.00	-19.06	41.13	34.81	12.07	33.07	0.00	393	27	PEAK	2	5466.80	58.17	68.30	-10.13	44.17	34.87	12.16	33.03	0.00	393	27	PEAK	<table border="1"> <thead> <tr> <th>Limit</th> <th>Read</th> <th>Ant</th> <th>Cable</th> <th>Preamp</th> <th>Aux</th> <th>APos</th> <th>TPos</th> <th>Remark</th> </tr> <tr> <th>Freq</th> <th>Level</th> <th>Line</th> <th>Margin</th> <th>Level</th> <th>Factor</th> <th>Loss</th> <th>Factor</th> <th>Factor</th> </tr> <tr> <th>MHz</th> <th>dBuV/m</th> <th>dBuV/m</th> <th>dB</th> <th>dBuV</th> <th>dB/m</th> <th>dB</th> <th>dB</th> <th>dB</th> </tr> </thead> <tbody> <tr> <td>1</td> <td>5510.00</td> <td>102.48</td> <td>-----</td> <td>-----</td> <td>88.39</td> <td>34.91</td> <td>12.20</td> <td>33.02</td> <td>0.00</td> <td>393</td> <td>27</td> <td>PEAK</td> </tr> </tbody> </table>	Limit	Read	Ant	Cable	Preamp	Aux	APos	TPos	Remark	Freq	Level	Line	Margin	Level	Factor	Loss	Factor	Factor	MHz	dBuV/m	dBuV/m	dB	dBuV	dB/m	dB	dB	dB	1	5510.00	102.48	-----	-----	88.39	34.91	12.20	33.02	0.00	393	27	PEAK
Limit	Read	Ant	Cable	Preamp	Aux	APos	TPos	Remark																																																																																							
Freq	Level	Line	Margin	Level	Factor	Loss	Factor	Factor																																																																																							
MHz	dBuV/m	dBuV/m	dB	dBuV	dB/m	dB	dB	dB																																																																																							
1	5381.36	54.94	74.00	-19.06	41.13	34.81	12.07	33.07	0.00	393	27	PEAK																																																																																			
2	5466.80	58.17	68.30	-10.13	44.17	34.87	12.16	33.03	0.00	393	27	PEAK																																																																																			
Limit	Read	Ant	Cable	Preamp	Aux	APos	TPos	Remark																																																																																							
Freq	Level	Line	Margin	Level	Factor	Loss	Factor	Factor																																																																																							
MHz	dBuV/m	dBuV/m	dB	dBuV	dB/m	dB	dB	dB																																																																																							
1	5510.00	102.48	-----	-----	88.39	34.91	12.20	33.02	0.00	393	27	PEAK																																																																																			
Avg	<table border="1"> <thead> <tr> <th>Limit</th> <th>Read</th> <th>Ant</th> <th>Cable</th> <th>Preamp</th> <th>Aux</th> <th>APos</th> <th>TPos</th> <th>Remark</th> </tr> <tr> <th>Freq</th> <th>Level</th> <th>Line</th> <th>Margin</th> <th>Level</th> <th>Factor</th> <th>Loss</th> <th>Factor</th> <th>Factor</th> </tr> <tr> <th>MHz</th> <th>dBuV/m</th> <th>dBuV/m</th> <th>dB</th> <th>dBuV</th> <th>dB/m</th> <th>dB</th> <th>dB</th> <th>dB</th> </tr> </thead> <tbody> <tr> <td>1</td> <td>5459.76</td> <td>46.42</td> <td>54.00</td> <td>-7.58</td> <td>32.44</td> <td>34.87</td> <td>12.15</td> <td>33.04</td> <td>0.00</td> <td>393</td> <td>27</td> <td>AVERAGE</td> </tr> </tbody> </table>	Limit	Read	Ant	Cable	Preamp	Aux	APos	TPos	Remark	Freq	Level	Line	Margin	Level	Factor	Loss	Factor	Factor	MHz	dBuV/m	dBuV/m	dB	dBuV	dB/m	dB	dB	dB	1	5459.76	46.42	54.00	-7.58	32.44	34.87	12.15	33.04	0.00	393	27	AVERAGE	<table border="1"> <thead> <tr> <th>Limit</th> <th>Read</th> <th>Ant</th> <th>Cable</th> <th>Preamp</th> <th>Aux</th> <th>APos</th> <th>TPos</th> <th>Remark</th> </tr> <tr> <th>Freq</th> <th>Level</th> <th>Line</th> <th>Margin</th> <th>Level</th> <th>Factor</th> <th>Loss</th> <th>Factor</th> <th>Factor</th> </tr> <tr> <th>MHz</th> <th>dBuV/m</th> <th>dBuV/m</th> <th>dB</th> <th>dBuV</th> <th>dB/m</th> <th>dB</th> <th>dB</th> <th>dB</th> </tr> </thead> <tbody> <tr> <td>1</td> <td>5510.00</td> <td>94.84</td> <td>-----</td> <td>-----</td> <td>80.75</td> <td>34.91</td> <td>12.20</td> <td>33.02</td> <td>0.00</td> <td>393</td> <td>27</td> <td>AVERAGE</td> </tr> </tbody> </table>	Limit	Read	Ant	Cable	Preamp	Aux	APos	TPos	Remark	Freq	Level	Line	Margin	Level	Factor	Loss	Factor	Factor	MHz	dBuV/m	dBuV/m	dB	dBuV	dB/m	dB	dB	dB	1	5510.00	94.84	-----	-----	80.75	34.91	12.20	33.02	0.00	393	27	AVERAGE													
Limit	Read	Ant	Cable	Preamp	Aux	APos	TPos	Remark																																																																																							
Freq	Level	Line	Margin	Level	Factor	Loss	Factor	Factor																																																																																							
MHz	dBuV/m	dBuV/m	dB	dBuV	dB/m	dB	dB	dB																																																																																							
1	5459.76	46.42	54.00	-7.58	32.44	34.87	12.15	33.04	0.00	393	27	AVERAGE																																																																																			
Limit	Read	Ant	Cable	Preamp	Aux	APos	TPos	Remark																																																																																							
Freq	Level	Line	Margin	Level	Factor	Loss	Factor	Factor																																																																																							
MHz	dBuV/m	dBuV/m	dB	dBuV	dB/m	dB	dB	dB																																																																																							
1	5510.00	94.84	-----	-----	80.75	34.91	12.20	33.02	0.00	393	27	AVERAGE																																																																																			





Mode	23																																														
	Band Edge - R																																														
	U-NII-2C_5.47-5.725_802.11ac VHT40_CH102_5510MHz																																														
Pol.	Vertical	Fundamental																																													
Peak	<table border="1"> <thead> <tr> <th>Limit</th> <th>Read</th> <th>Ant</th> <th>Cable</th> <th>Preamp</th> <th>Aux</th> <th>APos</th> <th>TPos</th> <th>Remark</th> </tr> <tr> <th>Freq</th> <th>Level</th> <th>Line</th> <th>Margin</th> <th>Level</th> <th>Factor</th> <th>Loss</th> <th>Factor</th> <th>Factor</th> </tr> <tr> <th>MHz</th> <th>dBuV/m</th> <th>dBuV/m</th> <th>dB</th> <th>dBuV</th> <th>dB/m</th> <th>dB</th> <th>dB</th> <th>dB</th> </tr> </thead> <tbody> <tr> <td>1 5761.94</td> <td>55.58</td> <td>68.30</td> <td>-12.72</td> <td>40.89</td> <td>35.20</td> <td>12.43</td> <td>32.94</td> <td>0.00</td> </tr> <tr> <td></td> <td></td> <td></td> <td></td> <td></td> <td></td> <td></td> <td></td> <td>393 27 PEAK</td> </tr> </tbody> </table>	Limit	Read	Ant	Cable	Preamp	Aux	APos	TPos	Remark	Freq	Level	Line	Margin	Level	Factor	Loss	Factor	Factor	MHz	dBuV/m	dBuV/m	dB	dBuV	dB/m	dB	dB	dB	1 5761.94	55.58	68.30	-12.72	40.89	35.20	12.43	32.94	0.00									393 27 PEAK	Blank
Limit	Read	Ant	Cable	Preamp	Aux	APos	TPos	Remark																																							
Freq	Level	Line	Margin	Level	Factor	Loss	Factor	Factor																																							
MHz	dBuV/m	dBuV/m	dB	dBuV	dB/m	dB	dB	dB																																							
1 5761.94	55.58	68.30	-12.72	40.89	35.20	12.43	32.94	0.00																																							
								393 27 PEAK																																							



Mode	23																																																																									
	Harmonic																																																																									
	U-NII-2C_5.47-5.725_802.11ac VHT40_CH102_5510MHz																																																																									
Pol.	Horizontal	Vertical																																																																								
Peak Avg	<table border="1"> <thead> <tr> <th>Limit</th> <th>Read</th> <th>Ant</th> <th>Cable</th> <th>Preamp</th> <th>Aux</th> <th>APos</th> <th>TPos</th> </tr> <tr> <th>Freq</th> <th>Level</th> <th>Line Margin</th> <th>Level Factor</th> <th>Loss Factor</th> <th>Factor</th> <th></th> <th>Remark</th> </tr> <tr> <th>MHz</th> <th>dBuV/m</th> <th>dBuV/m</th> <th>dB</th> <th>dBuV</th> <th>dB/m</th> <th>dB</th> <th>dB</th> </tr> </thead> <tbody> <tr> <td>1 11020.00</td> <td>45.63</td> <td>74.00</td> <td>-28.37</td> <td>54.75</td> <td>38.01</td> <td>14.58</td> <td>61.71</td> <td>0.00</td> <td>300</td> <td>0</td> <td>PEAK</td> </tr> </tbody> </table>	Limit	Read	Ant	Cable	Preamp	Aux	APos	TPos	Freq	Level	Line Margin	Level Factor	Loss Factor	Factor		Remark	MHz	dBuV/m	dBuV/m	dB	dBuV	dB/m	dB	dB	1 11020.00	45.63	74.00	-28.37	54.75	38.01	14.58	61.71	0.00	300	0	PEAK	<table border="1"> <thead> <tr> <th>Limit</th> <th>Read</th> <th>Ant</th> <th>Cable</th> <th>Preamp</th> <th>Aux</th> <th>APos</th> <th>TPos</th> </tr> <tr> <th>Freq</th> <th>Level</th> <th>Line Margin</th> <th>Level Factor</th> <th>Loss Factor</th> <th>Factor</th> <th></th> <th>Remark</th> </tr> <tr> <th>MHz</th> <th>dBuV/m</th> <th>dBuV/m</th> <th>dB</th> <th>dBuV</th> <th>dB/m</th> <th>dB</th> <th>dB</th> </tr> </thead> <tbody> <tr> <td>1 11020.00</td> <td>46.86</td> <td>74.00</td> <td>-27.14</td> <td>55.98</td> <td>38.01</td> <td>14.58</td> <td>61.71</td> <td>0.00</td> <td>100</td> <td>0</td> <td>PEAK</td> </tr> </tbody> </table>	Limit	Read	Ant	Cable	Preamp	Aux	APos	TPos	Freq	Level	Line Margin	Level Factor	Loss Factor	Factor		Remark	MHz	dBuV/m	dBuV/m	dB	dBuV	dB/m	dB	dB	1 11020.00	46.86	74.00	-27.14	55.98	38.01	14.58	61.71	0.00	100	0	PEAK
Limit	Read	Ant	Cable	Preamp	Aux	APos	TPos																																																																			
Freq	Level	Line Margin	Level Factor	Loss Factor	Factor		Remark																																																																			
MHz	dBuV/m	dBuV/m	dB	dBuV	dB/m	dB	dB																																																																			
1 11020.00	45.63	74.00	-28.37	54.75	38.01	14.58	61.71	0.00	300	0	PEAK																																																															
Limit	Read	Ant	Cable	Preamp	Aux	APos	TPos																																																																			
Freq	Level	Line Margin	Level Factor	Loss Factor	Factor		Remark																																																																			
MHz	dBuV/m	dBuV/m	dB	dBuV	dB/m	dB	dB																																																																			
1 11020.00	46.86	74.00	-27.14	55.98	38.01	14.58	61.71	0.00	100	0	PEAK																																																															

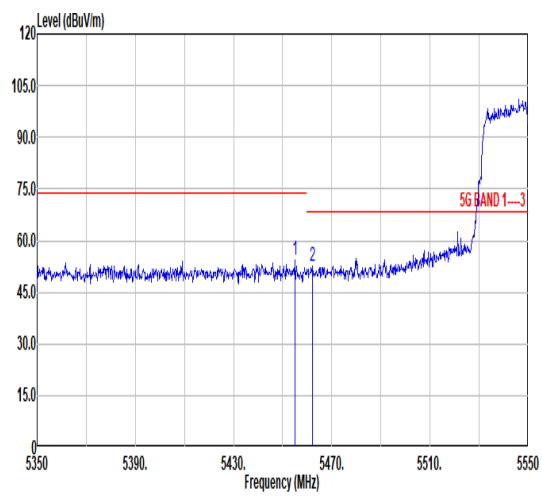
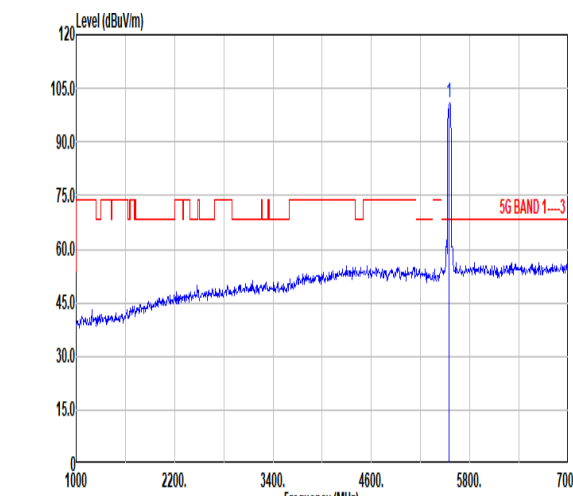
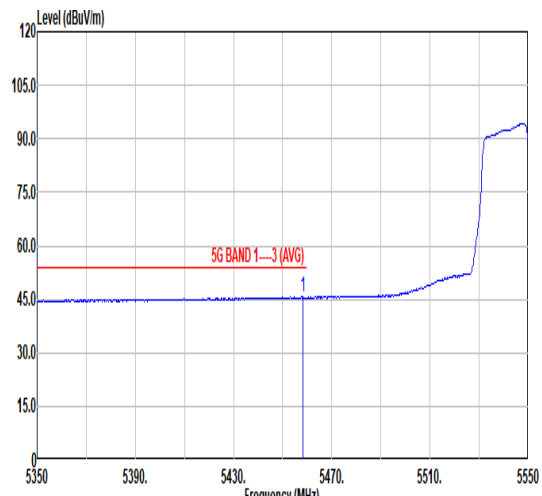
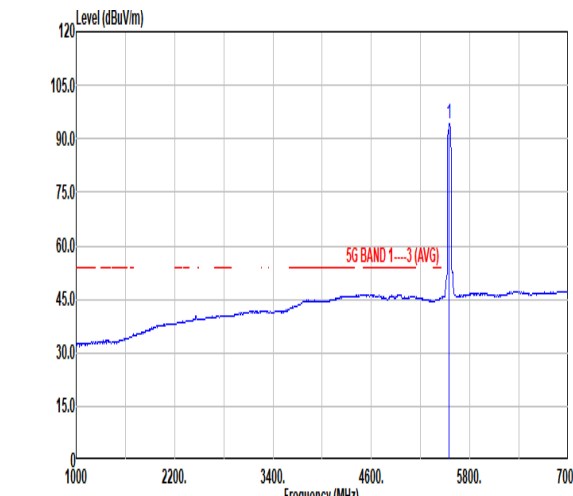


		24																																																																																																			
Mode		Band Edge - L																																																																																																			
		U-NII-2C_5.47-5.725_802.11ac VHT40_CH110_5550MHz																																																																																																			
Pol.	Horizontal	Fundamental																																																																																																			
Peak	<table border="1"> <thead> <tr> <th></th> <th>Limit</th> <th>Read</th> <th>Ant</th> <th>Cable</th> <th>Preamp</th> <th>Aux</th> <th>APos</th> <th>TPos</th> <th>Remark</th> </tr> <tr> <th>Freq</th> <th>Level</th> <th>Line Margin</th> <th>Level Factor</th> <th>Loss Factor</th> <th>Factor</th> <th>Factor</th> <th></th> <th></th> <th></th> </tr> <tr> <th>MHz</th> <th>dBuV/m</th> <th>dBuV/m</th> <th>dB</th> <th>dBuV</th> <th>dB/m</th> <th>dB</th> <th>dB</th> <th>cm</th> <th>deg</th> </tr> </thead> <tbody> <tr> <td>1</td> <td>5458.00</td> <td>55.42</td> <td>74.00</td> <td>-18.58</td> <td>41.44</td> <td>34.87</td> <td>12.15</td> <td>33.04</td> <td>0.00</td> <td>104</td> <td>265</td> <td>PEAK</td> </tr> <tr> <td>2</td> <td>5466.00</td> <td>55.03</td> <td>68.30</td> <td>-13.27</td> <td>41.03</td> <td>34.87</td> <td>12.16</td> <td>33.03</td> <td>0.00</td> <td>104</td> <td>265</td> <td>PEAK</td> </tr> </tbody> </table>		Limit	Read	Ant	Cable	Preamp	Aux	APos	TPos	Remark	Freq	Level	Line Margin	Level Factor	Loss Factor	Factor	Factor				MHz	dBuV/m	dBuV/m	dB	dBuV	dB/m	dB	dB	cm	deg	1	5458.00	55.42	74.00	-18.58	41.44	34.87	12.15	33.04	0.00	104	265	PEAK	2	5466.00	55.03	68.30	-13.27	41.03	34.87	12.16	33.03	0.00	104	265	PEAK	<table border="1"> <thead> <tr> <th></th> <th>Limit</th> <th>Read</th> <th>Ant</th> <th>Cable</th> <th>Preamp</th> <th>Aux</th> <th>APos</th> <th>TPos</th> <th>Remark</th> </tr> <tr> <th>Freq</th> <th>Level</th> <th>Line Margin</th> <th>Level Factor</th> <th>Loss Factor</th> <th>Factor</th> <th>Factor</th> <th></th> <th></th> <th></th> </tr> <tr> <th>MHz</th> <th>dBuV/m</th> <th>dBuV/m</th> <th>dB</th> <th>dBuV</th> <th>dB/m</th> <th>dB</th> <th>dB</th> <th>cm</th> <th>deg</th> </tr> </thead> <tbody> <tr> <td>1</td> <td>5550.00</td> <td>105.71</td> <td>-----</td> <td>-----</td> <td>91.51</td> <td>34.96</td> <td>12.24</td> <td>33.00</td> <td>0.00</td> <td>104</td> <td>265</td> <td>PEAK</td> </tr> </tbody> </table>		Limit	Read	Ant	Cable	Preamp	Aux	APos	TPos	Remark	Freq	Level	Line Margin	Level Factor	Loss Factor	Factor	Factor				MHz	dBuV/m	dBuV/m	dB	dBuV	dB/m	dB	dB	cm	deg	1	5550.00	105.71	-----	-----	91.51	34.96	12.24	33.00	0.00	104	265	PEAK
	Limit	Read	Ant	Cable	Preamp	Aux	APos	TPos	Remark																																																																																												
Freq	Level	Line Margin	Level Factor	Loss Factor	Factor	Factor																																																																																															
MHz	dBuV/m	dBuV/m	dB	dBuV	dB/m	dB	dB	cm	deg																																																																																												
1	5458.00	55.42	74.00	-18.58	41.44	34.87	12.15	33.04	0.00	104	265	PEAK																																																																																									
2	5466.00	55.03	68.30	-13.27	41.03	34.87	12.16	33.03	0.00	104	265	PEAK																																																																																									
	Limit	Read	Ant	Cable	Preamp	Aux	APos	TPos	Remark																																																																																												
Freq	Level	Line Margin	Level Factor	Loss Factor	Factor	Factor																																																																																															
MHz	dBuV/m	dBuV/m	dB	dBuV	dB/m	dB	dB	cm	deg																																																																																												
1	5550.00	105.71	-----	-----	91.51	34.96	12.24	33.00	0.00	104	265	PEAK																																																																																									
Avg	<table border="1"> <thead> <tr> <th></th> <th>Limit</th> <th>Read</th> <th>Ant</th> <th>Cable</th> <th>Preamp</th> <th>Aux</th> <th>APos</th> <th>TPos</th> <th>Remark</th> </tr> <tr> <th>Freq</th> <th>Level</th> <th>Line Margin</th> <th>Level Factor</th> <th>Loss Factor</th> <th>Factor</th> <th>Factor</th> <th></th> <th></th> <th></th> </tr> <tr> <th>MHz</th> <th>dBuV/m</th> <th>dBuV/m</th> <th>dB</th> <th>dBuV</th> <th>dB/m</th> <th>dB</th> <th>dB</th> <th>cm</th> <th>deg</th> </tr> </thead> <tbody> <tr> <td>1</td> <td>5459.40</td> <td>46.24</td> <td>54.00</td> <td>-7.76</td> <td>32.26</td> <td>34.87</td> <td>12.15</td> <td>33.04</td> <td>0.00</td> <td>104</td> <td>265</td> <td>AVERAGE</td> </tr> </tbody> </table>		Limit	Read	Ant	Cable	Preamp	Aux	APos	TPos	Remark	Freq	Level	Line Margin	Level Factor	Loss Factor	Factor	Factor				MHz	dBuV/m	dBuV/m	dB	dBuV	dB/m	dB	dB	cm	deg	1	5459.40	46.24	54.00	-7.76	32.26	34.87	12.15	33.04	0.00	104	265	AVERAGE	<table border="1"> <thead> <tr> <th></th> <th>Limit</th> <th>Read</th> <th>Ant</th> <th>Cable</th> <th>Preamp</th> <th>Aux</th> <th>APos</th> <th>TPos</th> <th>Remark</th> </tr> <tr> <th>Freq</th> <th>Level</th> <th>Line Margin</th> <th>Level Factor</th> <th>Loss Factor</th> <th>Factor</th> <th>Factor</th> <th></th> <th></th> <th></th> </tr> <tr> <th>MHz</th> <th>dBuV/m</th> <th>dBuV/m</th> <th>dB</th> <th>dBuV</th> <th>dB/m</th> <th>dB</th> <th>dB</th> <th>cm</th> <th>deg</th> </tr> </thead> <tbody> <tr> <td>1</td> <td>5550.00</td> <td>98.90</td> <td>-----</td> <td>-----</td> <td>84.72</td> <td>34.96</td> <td>12.23</td> <td>33.01</td> <td>0.00</td> <td>104</td> <td>265</td> <td>AVERAGE</td> </tr> </tbody> </table>		Limit	Read	Ant	Cable	Preamp	Aux	APos	TPos	Remark	Freq	Level	Line Margin	Level Factor	Loss Factor	Factor	Factor				MHz	dBuV/m	dBuV/m	dB	dBuV	dB/m	dB	dB	cm	deg	1	5550.00	98.90	-----	-----	84.72	34.96	12.23	33.01	0.00	104	265	AVERAGE													
	Limit	Read	Ant	Cable	Preamp	Aux	APos	TPos	Remark																																																																																												
Freq	Level	Line Margin	Level Factor	Loss Factor	Factor	Factor																																																																																															
MHz	dBuV/m	dBuV/m	dB	dBuV	dB/m	dB	dB	cm	deg																																																																																												
1	5459.40	46.24	54.00	-7.76	32.26	34.87	12.15	33.04	0.00	104	265	AVERAGE																																																																																									
	Limit	Read	Ant	Cable	Preamp	Aux	APos	TPos	Remark																																																																																												
Freq	Level	Line Margin	Level Factor	Loss Factor	Factor	Factor																																																																																															
MHz	dBuV/m	dBuV/m	dB	dBuV	dB/m	dB	dB	cm	deg																																																																																												
1	5550.00	98.90	-----	-----	84.72	34.96	12.23	33.01	0.00	104	265	AVERAGE																																																																																									



Mode	24																																																							
	Band Edge - R																																																							
	U-NII-2C_5.47-5.725_802.11ac VHT40_CH110_5550MHz																																																							
Pol.	Horizontal	Fundamental																																																						
Peak	<p>Level (dBuV/m)</p> <p>Frequency (MHz)</p> <p>5G BAND 1---3</p> <table border="1"> <thead> <tr> <th>Limit</th> <th>Read</th> <th>Ant</th> <th>Cable</th> <th>Preamp</th> <th>Aux</th> <th>APos</th> <th>TPos</th> <th>Remark</th> </tr> <tr> <th>Freq</th> <th>Level</th> <th>Line</th> <th>Margin</th> <th>Level</th> <th>Factor</th> <th>Loss</th> <th>Factor</th> <th>Factor</th> </tr> <tr> <th>MHz</th> <th>dBuV/m</th> <th>dBuV/m</th> <th>dB</th> <th>dBuV</th> <th>dB/m</th> <th>dB</th> <th>dB</th> <th>dB</th> </tr> </thead> <tbody> <tr> <td>1 5734.26</td> <td>55.43</td> <td>68.30</td> <td>-12.87</td> <td>40.81</td> <td>35.17</td> <td>12.40</td> <td>32.95</td> <td>0.00</td> </tr> <tr> <td></td> <td></td> <td></td> <td></td> <td></td> <td></td> <td></td> <td></td> <td>cm deg</td> </tr> <tr> <td></td> <td></td> <td></td> <td></td> <td></td> <td></td> <td></td> <td></td> <td>104 265 PEAK</td> </tr> </tbody> </table>	Limit	Read	Ant	Cable	Preamp	Aux	APos	TPos	Remark	Freq	Level	Line	Margin	Level	Factor	Loss	Factor	Factor	MHz	dBuV/m	dBuV/m	dB	dBuV	dB/m	dB	dB	dB	1 5734.26	55.43	68.30	-12.87	40.81	35.17	12.40	32.95	0.00									cm deg									104 265 PEAK	Blank
Limit	Read	Ant	Cable	Preamp	Aux	APos	TPos	Remark																																																
Freq	Level	Line	Margin	Level	Factor	Loss	Factor	Factor																																																
MHz	dBuV/m	dBuV/m	dB	dBuV	dB/m	dB	dB	dB																																																
1 5734.26	55.43	68.30	-12.87	40.81	35.17	12.40	32.95	0.00																																																
								cm deg																																																
								104 265 PEAK																																																



		24																																																																															
Mode		Band Edge - L																																																																															
		U-NII-2C_5.47-5.725_802.11ac VHT40_CH110_5550MHz																																																																															
Pol.		Vertical					Fundamental																																																																										
Peak	 <p>Level (dBuV/m) vs Frequency (MHz) for Vertical. Shows a sharp peak at 5462.00 MHz. Limit line for 5G BAND 1-3 is at 75.0 dBuV/m.</p> <table border="1"> <thead> <tr> <th>Limit</th> <th>Read</th> <th>Ant</th> <th>Cable</th> <th>Preamp</th> <th>Aux</th> <th>APos</th> <th>TPos</th> <th colspan="2">Remark</th> </tr> <tr> <th>Freq</th> <th>Level</th> <th>Line Margin</th> <th>Level Factor</th> <th>Loss Factor</th> <th>Factor</th> <th>Factor</th> <th>Factor</th> <th>cm</th> <th>deg</th> </tr> </thead> <tbody> <tr> <td>1</td> <td>5455.00</td> <td>54.18</td> <td>74.00</td> <td>-19.82</td> <td>40.21</td> <td>34.86</td> <td>12.15</td> <td>33.04</td> <td>0.00</td> <td>386</td> <td>40</td> <td>PEAK</td> </tr> <tr> <td>2</td> <td>5462.00</td> <td>52.37</td> <td>68.30</td> <td>-15.93</td> <td>38.39</td> <td>34.87</td> <td>12.15</td> <td>33.04</td> <td>0.00</td> <td>386</td> <td>40</td> <td>PEAK</td> </tr> </tbody> </table>	Limit	Read	Ant	Cable	Preamp	Aux	APos	TPos	Remark		Freq	Level	Line Margin	Level Factor	Loss Factor	Factor	Factor	Factor	cm	deg	1	5455.00	54.18	74.00	-19.82	40.21	34.86	12.15	33.04	0.00	386	40	PEAK	2	5462.00	52.37	68.30	-15.93	38.39	34.87	12.15	33.04	0.00	386	40	PEAK	 <p>Level (dBuV/m) vs Frequency (MHz) for Fundamental. Shows a sharp peak at 5550.00 MHz. Limit line for 5G BAND 1-3 is at 75.0 dBuV/m.</p> <table border="1"> <thead> <tr> <th>Limit</th> <th>Read</th> <th>Ant</th> <th>Cable</th> <th>Preamp</th> <th>Aux</th> <th>APos</th> <th>TPos</th> <th colspan="2">Remark</th> </tr> <tr> <th>Freq</th> <th>Level</th> <th>Line Margin</th> <th>Level Factor</th> <th>Loss Factor</th> <th>Factor</th> <th>Factor</th> <th>Factor</th> <th>cm</th> <th>deg</th> </tr> </thead> <tbody> <tr> <td>1</td> <td>5550.00</td> <td>100.97</td> <td>-----</td> <td>-----</td> <td>86.76</td> <td>34.97</td> <td>12.24</td> <td>33.00</td> <td>0.00</td> <td>386</td> <td>40</td> <td>PEAK</td> </tr> </tbody> </table>	Limit	Read	Ant	Cable	Preamp	Aux	APos	TPos	Remark		Freq	Level	Line Margin	Level Factor	Loss Factor	Factor	Factor	Factor	cm	deg	1	5550.00	100.97	-----	-----	86.76	34.97	12.24	33.00	0.00	386	40	PEAK
	Limit	Read	Ant	Cable	Preamp	Aux	APos	TPos	Remark																																																																								
Freq	Level	Line Margin	Level Factor	Loss Factor	Factor	Factor	Factor	cm	deg																																																																								
1	5455.00	54.18	74.00	-19.82	40.21	34.86	12.15	33.04	0.00	386	40	PEAK																																																																					
2	5462.00	52.37	68.30	-15.93	38.39	34.87	12.15	33.04	0.00	386	40	PEAK																																																																					
Limit	Read	Ant	Cable	Preamp	Aux	APos	TPos	Remark																																																																									
Freq	Level	Line Margin	Level Factor	Loss Factor	Factor	Factor	Factor	cm	deg																																																																								
1	5550.00	100.97	-----	-----	86.76	34.97	12.24	33.00	0.00	386	40	PEAK																																																																					
Avg	 <p>Level (dBuV/m) vs Frequency (MHz) for Vertical Average. Shows a peak at 5458.20 MHz. Limit line for 5G BAND 1-3 (AVG) is at 54.0 dBuV/m.</p> <table border="1"> <thead> <tr> <th>Limit</th> <th>Read</th> <th>Ant</th> <th>Cable</th> <th>Preamp</th> <th>Aux</th> <th>APos</th> <th>TPos</th> <th colspan="2">Remark</th> </tr> <tr> <th>Freq</th> <th>Level</th> <th>Line Margin</th> <th>Level Factor</th> <th>Loss Factor</th> <th>Factor</th> <th>Factor</th> <th>Factor</th> <th>cm</th> <th>deg</th> </tr> </thead> <tbody> <tr> <td>1</td> <td>5458.20</td> <td>45.63</td> <td>54.00</td> <td>-8.37</td> <td>31.65</td> <td>34.87</td> <td>12.15</td> <td>33.04</td> <td>0.00</td> <td>386</td> <td>40</td> <td>AVERAGE</td> </tr> </tbody> </table>	Limit	Read	Ant	Cable	Preamp	Aux	APos	TPos	Remark		Freq	Level	Line Margin	Level Factor	Loss Factor	Factor	Factor	Factor	cm	deg	1	5458.20	45.63	54.00	-8.37	31.65	34.87	12.15	33.04	0.00	386	40	AVERAGE	 <p>Level (dBuV/m) vs Frequency (MHz) for Fundamental Average. Shows a peak at 5550.00 MHz. Limit line for 5G BAND 1-3 (AVG) is at 54.0 dBuV/m.</p> <table border="1"> <thead> <tr> <th>Limit</th> <th>Read</th> <th>Ant</th> <th>Cable</th> <th>Preamp</th> <th>Aux</th> <th>APos</th> <th>TPos</th> <th colspan="2">Remark</th> </tr> <tr> <th>Freq</th> <th>Level</th> <th>Line Margin</th> <th>Level Factor</th> <th>Loss Factor</th> <th>Factor</th> <th>Factor</th> <th>Factor</th> <th>cm</th> <th>deg</th> </tr> </thead> <tbody> <tr> <td>1</td> <td>5550.00</td> <td>94.19</td> <td>-----</td> <td>-----</td> <td>79.99</td> <td>34.96</td> <td>12.24</td> <td>33.00</td> <td>0.00</td> <td>386</td> <td>40</td> <td>AVERAGE</td> </tr> </tbody> </table>	Limit	Read	Ant	Cable	Preamp	Aux	APos	TPos	Remark		Freq	Level	Line Margin	Level Factor	Loss Factor	Factor	Factor	Factor	cm	deg	1	5550.00	94.19	-----	-----	79.99	34.96	12.24	33.00	0.00	386	40	AVERAGE													
	Limit	Read	Ant	Cable	Preamp	Aux	APos	TPos	Remark																																																																								
Freq	Level	Line Margin	Level Factor	Loss Factor	Factor	Factor	Factor	cm	deg																																																																								
1	5458.20	45.63	54.00	-8.37	31.65	34.87	12.15	33.04	0.00	386	40	AVERAGE																																																																					
Limit	Read	Ant	Cable	Preamp	Aux	APos	TPos	Remark																																																																									
Freq	Level	Line Margin	Level Factor	Loss Factor	Factor	Factor	Factor	cm	deg																																																																								
1	5550.00	94.19	-----	-----	79.99	34.96	12.24	33.00	0.00	386	40	AVERAGE																																																																					



Mode	24																																																		
	Band Edge - R																																																		
	U-NII-2C_5.47-5.725_802.11ac VHT40_CH110_5550MHz																																																		
Pol.	Vertical	Fundamental																																																	
Peak	<table border="1"> <thead> <tr> <th>Limit</th> <th>Read</th> <th>Ant</th> <th>Cable</th> <th>Preamp</th> <th>Aux</th> <th>APos</th> <th>TPos</th> <th>Remark</th> </tr> <tr> <th>Freq</th> <th>Level</th> <th>Line</th> <th>Margin</th> <th>Level</th> <th>Factor</th> <th>Loss</th> <th>Factor</th> <th>Factor</th> </tr> <tr> <th>MHz</th> <th>dBuV/m</th> <th>dBuV/m</th> <th>dB</th> <th>dBuV</th> <th>dB/m</th> <th>dB</th> <th>dB</th> <th>dB</th> </tr> <tr> <th>cm</th> <th>deg</th> <th></th> <th></th> <th></th> <th></th> <th></th> <th></th> <th></th> </tr> </thead> <tbody> <tr> <td>1</td> <td>5744.58</td> <td>54.60</td> <td>68.30</td> <td>-13.70</td> <td>39.96</td> <td>35.18</td> <td>12.41</td> <td>32.95</td> <td>0.00</td> <td>386</td> <td>40</td> <td>PEAK</td> </tr> </tbody> </table>	Limit	Read	Ant	Cable	Preamp	Aux	APos	TPos	Remark	Freq	Level	Line	Margin	Level	Factor	Loss	Factor	Factor	MHz	dBuV/m	dBuV/m	dB	dBuV	dB/m	dB	dB	dB	cm	deg								1	5744.58	54.60	68.30	-13.70	39.96	35.18	12.41	32.95	0.00	386	40	PEAK	Blank
Limit	Read	Ant	Cable	Preamp	Aux	APos	TPos	Remark																																											
Freq	Level	Line	Margin	Level	Factor	Loss	Factor	Factor																																											
MHz	dBuV/m	dBuV/m	dB	dBuV	dB/m	dB	dB	dB																																											
cm	deg																																																		
1	5744.58	54.60	68.30	-13.70	39.96	35.18	12.41	32.95	0.00	386	40	PEAK																																							



Mode	24																																																																											
	Harmonic																																																																											
	U-NII-2C_5.47-5.725_802.11ac VHT40_CH110_5550MHz																																																																											
Pol.	Horizontal	Vertical																																																																										
Peak Avg	<table border="1"> <thead> <tr> <th>Limit</th> <th>Read</th> <th>Ant</th> <th>Cable</th> <th>Preamp</th> <th>Aux</th> <th>APos</th> <th>TPos</th> </tr> <tr> <th>Freq</th> <th>Level</th> <th>Line Margin</th> <th>Level Factor</th> <th>Loss Factor</th> <th>Factor</th> <th></th> <th>Remark</th> </tr> <tr> <th>MHz</th> <th>dBuV/m</th> <th>dBuV/m</th> <th>dB</th> <th>dBuV</th> <th>dB/m</th> <th>dB</th> <th>dB</th> <th>cm</th> <th>deg</th> </tr> </thead> <tbody> <tr> <td>1 11100.00</td> <td>46.16</td> <td>74.00</td> <td>-27.84</td> <td>55.14</td> <td>38.06</td> <td>14.63</td> <td>61.67</td> <td>0.00</td> <td>300</td> <td>0 PEAK</td> </tr> </tbody> </table>	Limit	Read	Ant	Cable	Preamp	Aux	APos	TPos	Freq	Level	Line Margin	Level Factor	Loss Factor	Factor		Remark	MHz	dBuV/m	dBuV/m	dB	dBuV	dB/m	dB	dB	cm	deg	1 11100.00	46.16	74.00	-27.84	55.14	38.06	14.63	61.67	0.00	300	0 PEAK	<table border="1"> <thead> <tr> <th>Limit</th> <th>Read</th> <th>Ant</th> <th>Cable</th> <th>Preamp</th> <th>Aux</th> <th>APos</th> <th>TPos</th> </tr> <tr> <th>Freq</th> <th>Level</th> <th>Line Margin</th> <th>Level Factor</th> <th>Loss Factor</th> <th>Factor</th> <th></th> <th>Remark</th> </tr> <tr> <th>MHz</th> <th>dBuV/m</th> <th>dBuV/m</th> <th>dB</th> <th>dBuV</th> <th>dB/m</th> <th>dB</th> <th>dB</th> <th>cm</th> <th>deg</th> </tr> </thead> <tbody> <tr> <td>1 11100.00</td> <td>46.12</td> <td>74.00</td> <td>-27.88</td> <td>55.10</td> <td>38.06</td> <td>14.63</td> <td>61.67</td> <td>0.00</td> <td>100</td> <td>0 PEAK</td> </tr> </tbody> </table>	Limit	Read	Ant	Cable	Preamp	Aux	APos	TPos	Freq	Level	Line Margin	Level Factor	Loss Factor	Factor		Remark	MHz	dBuV/m	dBuV/m	dB	dBuV	dB/m	dB	dB	cm	deg	1 11100.00	46.12	74.00	-27.88	55.10	38.06	14.63	61.67	0.00	100	0 PEAK
Limit	Read	Ant	Cable	Preamp	Aux	APos	TPos																																																																					
Freq	Level	Line Margin	Level Factor	Loss Factor	Factor		Remark																																																																					
MHz	dBuV/m	dBuV/m	dB	dBuV	dB/m	dB	dB	cm	deg																																																																			
1 11100.00	46.16	74.00	-27.84	55.14	38.06	14.63	61.67	0.00	300	0 PEAK																																																																		
Limit	Read	Ant	Cable	Preamp	Aux	APos	TPos																																																																					
Freq	Level	Line Margin	Level Factor	Loss Factor	Factor		Remark																																																																					
MHz	dBuV/m	dBuV/m	dB	dBuV	dB/m	dB	dB	cm	deg																																																																			
1 11100.00	46.12	74.00	-27.88	55.10	38.06	14.63	61.67	0.00	100	0 PEAK																																																																		



		25																																																																																	
Mode	Band Edge - L																																																																																		
	U-NII-2C_5.47-5.725_802.11ac VHT40_CH134_5670MHz																																																																																		
Pol.	Horizontal	Fundamental																																																																																	
Peak	<p>Level (dBuV/m) vs Frequency (MHz) for Horizontal polarization. Shows a rising signal level from ~45 dBuV/m at 5350 MHz to ~105 dBuV/m at 5670 MHz. A red limit line is at 75 dBuV/m. Two peaks are marked with '1' and '2'.</p> <table border="1"> <thead> <tr> <th></th> <th>Limit Freq</th> <th>Limit Level</th> <th>Read Level</th> <th>Ant Factor</th> <th>Cable Loss</th> <th>Preamp Loss</th> <th>Aux Factor</th> <th>APos</th> <th>TPos</th> <th>Remark</th> </tr> <tr> <th>MHz</th> <th>dBuV/m</th> <th>dBuV/m</th> <th>dB</th> <th>dBuV</th> <th>dB/m</th> <th>dB</th> <th>dB</th> <th>cm</th> <th>deg</th> <th></th> </tr> </thead> <tbody> <tr> <td>1</td> <td>5435.12</td> <td>54.58</td> <td>74.00</td> <td>-19.42</td> <td>40.65</td> <td>34.85</td> <td>12.13</td> <td>33.05</td> <td>0.00</td> <td>100</td> <td>240</td> <td>PEAK</td> </tr> <tr> <td>2</td> <td>5460.08</td> <td>53.80</td> <td>68.30</td> <td>-14.50</td> <td>39.82</td> <td>34.87</td> <td>12.15</td> <td>33.04</td> <td>0.00</td> <td>100</td> <td>240</td> <td>PEAK</td> </tr> </tbody> </table>		Limit Freq	Limit Level	Read Level	Ant Factor	Cable Loss	Preamp Loss	Aux Factor	APos	TPos	Remark	MHz	dBuV/m	dBuV/m	dB	dBuV	dB/m	dB	dB	cm	deg		1	5435.12	54.58	74.00	-19.42	40.65	34.85	12.13	33.05	0.00	100	240	PEAK	2	5460.08	53.80	68.30	-14.50	39.82	34.87	12.15	33.04	0.00	100	240	PEAK	<p>Level (dBuV/m) vs Frequency (MHz) for Fundamental polarization. Shows a sharp peak at 5670 MHz reaching ~105 dBuV/m. A red limit line is at 75 dBuV/m.</p> <table border="1"> <thead> <tr> <th></th> <th>Limit Freq</th> <th>Limit Level</th> <th>Read Level</th> <th>Ant Factor</th> <th>Cable Loss</th> <th>Preamp Loss</th> <th>Aux Factor</th> <th>APos</th> <th>TPos</th> <th>Remark</th> </tr> <tr> <th>MHz</th> <th>dBuV/m</th> <th>dBuV/m</th> <th>dB</th> <th>dBuV</th> <th>dB/m</th> <th>dB</th> <th>dB</th> <th>cm</th> <th>deg</th> <th></th> </tr> </thead> <tbody> <tr> <td>1</td> <td>5670.00</td> <td>106.14</td> <td>91.66</td> <td>35.11</td> <td>12.34</td> <td>32.97</td> <td>0.00</td> <td>100</td> <td>240</td> <td>PEAK</td> </tr> </tbody> </table>		Limit Freq	Limit Level	Read Level	Ant Factor	Cable Loss	Preamp Loss	Aux Factor	APos	TPos	Remark	MHz	dBuV/m	dBuV/m	dB	dBuV	dB/m	dB	dB	cm	deg		1	5670.00	106.14	91.66	35.11	12.34	32.97	0.00	100	240	PEAK
		Limit Freq	Limit Level	Read Level	Ant Factor	Cable Loss	Preamp Loss	Aux Factor	APos	TPos	Remark																																																																								
MHz	dBuV/m	dBuV/m	dB	dBuV	dB/m	dB	dB	cm	deg																																																																										
1	5435.12	54.58	74.00	-19.42	40.65	34.85	12.13	33.05	0.00	100	240	PEAK																																																																							
2	5460.08	53.80	68.30	-14.50	39.82	34.87	12.15	33.04	0.00	100	240	PEAK																																																																							
	Limit Freq	Limit Level	Read Level	Ant Factor	Cable Loss	Preamp Loss	Aux Factor	APos	TPos	Remark																																																																									
MHz	dBuV/m	dBuV/m	dB	dBuV	dB/m	dB	dB	cm	deg																																																																										
1	5670.00	106.14	91.66	35.11	12.34	32.97	0.00	100	240	PEAK																																																																									
Avg	<p>Level (dBuV/m) vs Frequency (MHz) for Horizontal polarization, averaged. Shows a rising signal level from ~45 dBuV/m at 5350 MHz to ~105 dBuV/m at 5670 MHz. A red limit line is at 58 dBuV/m.</p> <table border="1"> <thead> <tr> <th></th> <th>Limit Freq</th> <th>Limit Level</th> <th>Read Level</th> <th>Ant Factor</th> <th>Cable Loss</th> <th>Preamp Loss</th> <th>Aux Factor</th> <th>APos</th> <th>TPos</th> <th>Remark</th> </tr> <tr> <th>MHz</th> <th>dBuV/m</th> <th>dBuV/m</th> <th>dB</th> <th>dBuV</th> <th>dB/m</th> <th>dB</th> <th>dB</th> <th>cm</th> <th>deg</th> <th></th> </tr> </thead> <tbody> <tr> <td>1</td> <td>5452.72</td> <td>45.59</td> <td>54.00</td> <td>-8.41</td> <td>31.63</td> <td>34.86</td> <td>12.14</td> <td>33.04</td> <td>0.00</td> <td>100</td> <td>240</td> <td>AVERAGE</td> </tr> </tbody> </table>		Limit Freq	Limit Level	Read Level	Ant Factor	Cable Loss	Preamp Loss	Aux Factor	APos	TPos	Remark	MHz	dBuV/m	dBuV/m	dB	dBuV	dB/m	dB	dB	cm	deg		1	5452.72	45.59	54.00	-8.41	31.63	34.86	12.14	33.04	0.00	100	240	AVERAGE	<p>Level (dBuV/m) vs Frequency (MHz) for Fundamental polarization, averaged. Shows a sharp peak at 5670 MHz reaching ~105 dBuV/m. A red limit line is at 58 dBuV/m.</p> <table border="1"> <thead> <tr> <th></th> <th>Limit Freq</th> <th>Limit Level</th> <th>Read Level</th> <th>Ant Factor</th> <th>Cable Loss</th> <th>Preamp Loss</th> <th>Aux Factor</th> <th>APos</th> <th>TPos</th> <th>Remark</th> </tr> <tr> <th>MHz</th> <th>dBuV/m</th> <th>dBuV/m</th> <th>dB</th> <th>dBuV</th> <th>dB/m</th> <th>dB</th> <th>dB</th> <th>cm</th> <th>deg</th> <th></th> </tr> </thead> <tbody> <tr> <td>1</td> <td>5670.00</td> <td>99.38</td> <td>84.91</td> <td>35.10</td> <td>12.34</td> <td>32.97</td> <td>0.00</td> <td>100</td> <td>240</td> <td>AVERAGE</td> </tr> </tbody> </table>		Limit Freq	Limit Level	Read Level	Ant Factor	Cable Loss	Preamp Loss	Aux Factor	APos	TPos	Remark	MHz	dBuV/m	dBuV/m	dB	dBuV	dB/m	dB	dB	cm	deg		1	5670.00	99.38	84.91	35.10	12.34	32.97	0.00	100	240	AVERAGE													
	Limit Freq	Limit Level	Read Level	Ant Factor	Cable Loss	Preamp Loss	Aux Factor	APos	TPos	Remark																																																																									
MHz	dBuV/m	dBuV/m	dB	dBuV	dB/m	dB	dB	cm	deg																																																																										
1	5452.72	45.59	54.00	-8.41	31.63	34.86	12.14	33.04	0.00	100	240	AVERAGE																																																																							
	Limit Freq	Limit Level	Read Level	Ant Factor	Cable Loss	Preamp Loss	Aux Factor	APos	TPos	Remark																																																																									
MHz	dBuV/m	dBuV/m	dB	dBuV	dB/m	dB	dB	cm	deg																																																																										
1	5670.00	99.38	84.91	35.10	12.34	32.97	0.00	100	240	AVERAGE																																																																									





Mode	25																																																		
	Band Edge - R																																																		
	U-NII-2C_5.47-5.725_802.11ac VHT40_CH134_5670MHz																																																		
Pol.	Horizontal	Fundamental																																																	
Peak	<table border="1"> <thead> <tr> <th>Limit</th> <th>Read</th> <th>Ant</th> <th>Cable</th> <th>Preamp</th> <th>Aux</th> <th>APos</th> <th>TPos</th> <th>Remark</th> </tr> <tr> <th>Freq</th> <th>Level</th> <th>Line</th> <th>Margin</th> <th>Level</th> <th>Factor</th> <th>Loss</th> <th>Factor</th> <th>Factor</th> </tr> <tr> <th>MHz</th> <th>dBuV/m</th> <th>dBuV/m</th> <th>dB</th> <th>dBuV</th> <th>dB/m</th> <th>dB</th> <th>dB</th> <th>dB</th> </tr> <tr> <th>cm</th> <th>deg</th> <th></th> <th></th> <th></th> <th></th> <th></th> <th></th> <th></th> </tr> </thead> <tbody> <tr> <td>1</td> <td>5725.58</td> <td>56.92</td> <td>68.30</td> <td>-11.38</td> <td>42.32</td> <td>35.16</td> <td>12.39</td> <td>32.95</td> <td>0.00</td> <td>100</td> <td>240</td> <td>PEAK</td> </tr> </tbody> </table>	Limit	Read	Ant	Cable	Preamp	Aux	APos	TPos	Remark	Freq	Level	Line	Margin	Level	Factor	Loss	Factor	Factor	MHz	dBuV/m	dBuV/m	dB	dBuV	dB/m	dB	dB	dB	cm	deg								1	5725.58	56.92	68.30	-11.38	42.32	35.16	12.39	32.95	0.00	100	240	PEAK	Blank
Limit	Read	Ant	Cable	Preamp	Aux	APos	TPos	Remark																																											
Freq	Level	Line	Margin	Level	Factor	Loss	Factor	Factor																																											
MHz	dBuV/m	dBuV/m	dB	dBuV	dB/m	dB	dB	dB																																											
cm	deg																																																		
1	5725.58	56.92	68.30	-11.38	42.32	35.16	12.39	32.95	0.00	100	240	PEAK																																							



		25																																																																	
Mode		Band Edge - L																																																																	
		U-NII-2C_5.47-5.725_802.11ac VHT40_CH134_5670MHz																																																																	
Pol.		Vertical					Fundamental																																																												
Peak	Vertical	<table border="1"> <thead> <tr> <th>Limit</th> <th>Read</th> <th>Ant</th> <th>Cable</th> <th>Preamp</th> <th>Aux</th> <th>APos</th> <th>TPos</th> <th colspan="2">Remark</th> </tr> <tr> <th>Freq</th> <th>Level</th> <th>Line Margin</th> <th>Level</th> <th>Factor</th> <th>Loss Factor</th> <th>Factor</th> <th></th> <th></th> <th></th> </tr> <tr> <th>MHz</th> <th>dBuV/m</th> <th>dBuV/m</th> <th>dB</th> <th>dBuV</th> <th>dB/m</th> <th>dB</th> <th>dB</th> <th>cm</th> <th>deg</th> </tr> </thead> <tbody> <tr> <td>1</td> <td>5406.32</td> <td>54.23</td> <td>74.00</td> <td>-19.77</td> <td>40.36</td> <td>34.83</td> <td>12.10</td> <td>33.06</td> <td>0.00</td> <td>388</td> <td>14</td> <td>PEAK</td> </tr> <tr> <td>2</td> <td>5467.44</td> <td>53.56</td> <td>68.30</td> <td>-14.74</td> <td>39.56</td> <td>34.87</td> <td>12.16</td> <td>33.03</td> <td>0.00</td> <td>388</td> <td>14</td> <td>PEAK</td> </tr> </tbody> </table>										Limit	Read	Ant	Cable	Preamp	Aux	APos	TPos	Remark		Freq	Level	Line Margin	Level	Factor	Loss Factor	Factor				MHz	dBuV/m	dBuV/m	dB	dBuV	dB/m	dB	dB	cm	deg	1	5406.32	54.23	74.00	-19.77	40.36	34.83	12.10	33.06	0.00	388	14	PEAK	2	5467.44	53.56	68.30	-14.74	39.56	34.87	12.16	33.03	0.00	388	14	PEAK
	Limit	Read	Ant	Cable	Preamp	Aux	APos	TPos	Remark																																																										
Freq	Level	Line Margin	Level	Factor	Loss Factor	Factor																																																													
MHz	dBuV/m	dBuV/m	dB	dBuV	dB/m	dB	dB	cm	deg																																																										
1	5406.32	54.23	74.00	-19.77	40.36	34.83	12.10	33.06	0.00	388	14	PEAK																																																							
2	5467.44	53.56	68.30	-14.74	39.56	34.87	12.16	33.03	0.00	388	14	PEAK																																																							
Fundamental	<table border="1"> <thead> <tr> <th>Limit</th> <th>Read</th> <th>Ant</th> <th>Cable</th> <th>Preamp</th> <th>Aux</th> <th>APos</th> <th>TPos</th> <th colspan="2">Remark</th> </tr> <tr> <th>Freq</th> <th>Level</th> <th>Line Margin</th> <th>Level</th> <th>Factor</th> <th>Loss Factor</th> <th>Factor</th> <th></th> <th></th> <th></th> </tr> <tr> <th>MHz</th> <th>dBuV/m</th> <th>dBuV/m</th> <th>dB</th> <th>dBuV</th> <th>dB/m</th> <th>dB</th> <th>dB</th> <th>cm</th> <th>deg</th> </tr> </thead> <tbody> <tr> <td>1</td> <td>5670.00</td> <td>103.38</td> <td>-----</td> <td>-----</td> <td>88.93</td> <td>35.09</td> <td>12.33</td> <td>32.97</td> <td>0.00</td> <td>388</td> <td>14</td> <td>PEAK</td> </tr> </tbody> </table>										Limit	Read	Ant	Cable	Preamp	Aux	APos	TPos	Remark		Freq	Level	Line Margin	Level	Factor	Loss Factor	Factor				MHz	dBuV/m	dBuV/m	dB	dBuV	dB/m	dB	dB	cm	deg	1	5670.00	103.38	-----	-----	88.93	35.09	12.33	32.97	0.00	388	14	PEAK														
Limit	Read	Ant	Cable	Preamp	Aux	APos	TPos	Remark																																																											
Freq	Level	Line Margin	Level	Factor	Loss Factor	Factor																																																													
MHz	dBuV/m	dBuV/m	dB	dBuV	dB/m	dB	dB	cm	deg																																																										
1	5670.00	103.38	-----	-----	88.93	35.09	12.33	32.97	0.00	388	14	PEAK																																																							
Avg	Vertical	<table border="1"> <thead> <tr> <th>Limit</th> <th>Read</th> <th>Ant</th> <th>Cable</th> <th>Preamp</th> <th>Aux</th> <th>APos</th> <th>TPos</th> <th colspan="2">Remark</th> </tr> <tr> <th>Freq</th> <th>Level</th> <th>Line Margin</th> <th>Level</th> <th>Factor</th> <th>Loss Factor</th> <th>Factor</th> <th></th> <th></th> <th></th> </tr> <tr> <th>MHz</th> <th>dBuV/m</th> <th>dBuV/m</th> <th>dB</th> <th>dBuV</th> <th>dB/m</th> <th>dB</th> <th>dB</th> <th>cm</th> <th>deg</th> </tr> </thead> <tbody> <tr> <td>1</td> <td>5451.12</td> <td>45.42</td> <td>54.00</td> <td>-8.58</td> <td>31.46</td> <td>34.86</td> <td>12.14</td> <td>33.04</td> <td>0.00</td> <td>388</td> <td>14</td> <td>AVERAGE</td> </tr> </tbody> </table>										Limit	Read	Ant	Cable	Preamp	Aux	APos	TPos	Remark		Freq	Level	Line Margin	Level	Factor	Loss Factor	Factor				MHz	dBuV/m	dBuV/m	dB	dBuV	dB/m	dB	dB	cm	deg	1	5451.12	45.42	54.00	-8.58	31.46	34.86	12.14	33.04	0.00	388	14	AVERAGE													
	Limit	Read	Ant	Cable	Preamp	Aux	APos	TPos	Remark																																																										
Freq	Level	Line Margin	Level	Factor	Loss Factor	Factor																																																													
MHz	dBuV/m	dBuV/m	dB	dBuV	dB/m	dB	dB	cm	deg																																																										
1	5451.12	45.42	54.00	-8.58	31.46	34.86	12.14	33.04	0.00	388	14	AVERAGE																																																							
Fundamental	<table border="1"> <thead> <tr> <th>Limit</th> <th>Read</th> <th>Ant</th> <th>Cable</th> <th>Preamp</th> <th>Aux</th> <th>APos</th> <th>TPos</th> <th colspan="2">Remark</th> </tr> <tr> <th>Freq</th> <th>Level</th> <th>Line Margin</th> <th>Level</th> <th>Factor</th> <th>Loss Factor</th> <th>Factor</th> <th></th> <th></th> <th></th> </tr> <tr> <th>MHz</th> <th>dBuV/m</th> <th>dBuV/m</th> <th>dB</th> <th>dBuV</th> <th>dB/m</th> <th>dB</th> <th>dB</th> <th>cm</th> <th>deg</th> </tr> </thead> <tbody> <tr> <td>1</td> <td>5670.00</td> <td>96.39</td> <td>-----</td> <td>-----</td> <td>81.94</td> <td>35.09</td> <td>12.33</td> <td>32.97</td> <td>0.00</td> <td>388</td> <td>14</td> <td>AVERAGE</td> </tr> </tbody> </table>										Limit	Read	Ant	Cable	Preamp	Aux	APos	TPos	Remark		Freq	Level	Line Margin	Level	Factor	Loss Factor	Factor				MHz	dBuV/m	dBuV/m	dB	dBuV	dB/m	dB	dB	cm	deg	1	5670.00	96.39	-----	-----	81.94	35.09	12.33	32.97	0.00	388	14	AVERAGE														
Limit	Read	Ant	Cable	Preamp	Aux	APos	TPos	Remark																																																											
Freq	Level	Line Margin	Level	Factor	Loss Factor	Factor																																																													
MHz	dBuV/m	dBuV/m	dB	dBuV	dB/m	dB	dB	cm	deg																																																										
1	5670.00	96.39	-----	-----	81.94	35.09	12.33	32.97	0.00	388	14	AVERAGE																																																							



Mode	25																																							
	Band Edge - R																																							
	U-NII-2C_5.47-5.725_802.11ac VHT40_CH134_5670MHz																																							
Pol.	Vertical	Fundamental																																						
Peak	<table border="1"> <thead> <tr> <th>Limit</th> <th>Read</th> <th>Ant</th> <th>Cable</th> <th>Preamp</th> <th>Aux</th> <th>APos</th> <th>TPos</th> <th>Remark</th> </tr> <tr> <th>Freq</th> <th>Level</th> <th>Line</th> <th>Margin</th> <th>Level</th> <th>Factor</th> <th>Loss</th> <th>Factor</th> <th>Factor</th> </tr> <tr> <th>MHz</th> <th>dBuV/m</th> <th>dBuV/m</th> <th>dB</th> <th>dBuV</th> <th>dB/m</th> <th>dB</th> <th>dB</th> <th>cm</th> <th>deg</th> </tr> </thead> <tbody> <tr> <td>1 5751.23</td> <td>56.80</td> <td>68.30</td> <td>-11.50</td> <td>42.13</td> <td>35.19</td> <td>12.42</td> <td>32.94</td> <td>0.00</td> <td>388 14 PEAK</td> </tr> </tbody> </table>	Limit	Read	Ant	Cable	Preamp	Aux	APos	TPos	Remark	Freq	Level	Line	Margin	Level	Factor	Loss	Factor	Factor	MHz	dBuV/m	dBuV/m	dB	dBuV	dB/m	dB	dB	cm	deg	1 5751.23	56.80	68.30	-11.50	42.13	35.19	12.42	32.94	0.00	388 14 PEAK	Blank
Limit	Read	Ant	Cable	Preamp	Aux	APos	TPos	Remark																																
Freq	Level	Line	Margin	Level	Factor	Loss	Factor	Factor																																
MHz	dBuV/m	dBuV/m	dB	dBuV	dB/m	dB	dB	cm	deg																															
1 5751.23	56.80	68.30	-11.50	42.13	35.19	12.42	32.94	0.00	388 14 PEAK																															



Mode	25																																																																											
	Harmonic																																																																											
	U-NII-2C_5.47-5.725_802.11ac VHT40_CH134_5670MHz																																																																											
Pol.	Horizontal	Vertical																																																																										
Peak Avg	<table border="1"> <thead> <tr> <th>Limit</th> <th>Read</th> <th>Ant</th> <th>Cable</th> <th>Preamp</th> <th>Aux</th> <th>APos</th> <th>TPos</th> </tr> <tr> <th>Freq</th> <th>Level</th> <th>Line Margin</th> <th>Level Factor</th> <th>Loss Factor</th> <th>Factor</th> <th>Factor</th> <th>Remark</th> </tr> <tr> <th>MHz</th> <th>dBuV/m</th> <th>dBuV/m</th> <th>dB</th> <th>dBuV</th> <th>dB/m</th> <th>dB</th> <th>dB</th> <th>cm</th> <th>deg</th> </tr> </thead> <tbody> <tr> <td>1 11340.00</td> <td>45.87</td> <td>74.00</td> <td>-28.13</td> <td>54.45</td> <td>38.20</td> <td>14.80</td> <td>61.58</td> <td>0.00</td> <td>300</td> <td>0 PEAK</td> </tr> </tbody> </table>	Limit	Read	Ant	Cable	Preamp	Aux	APos	TPos	Freq	Level	Line Margin	Level Factor	Loss Factor	Factor	Factor	Remark	MHz	dBuV/m	dBuV/m	dB	dBuV	dB/m	dB	dB	cm	deg	1 11340.00	45.87	74.00	-28.13	54.45	38.20	14.80	61.58	0.00	300	0 PEAK	<table border="1"> <thead> <tr> <th>Limit</th> <th>Read</th> <th>Ant</th> <th>Cable</th> <th>Preamp</th> <th>Aux</th> <th>APos</th> <th>TPos</th> </tr> <tr> <th>Freq</th> <th>Level</th> <th>Line Margin</th> <th>Level Factor</th> <th>Loss Factor</th> <th>Factor</th> <th>Factor</th> <th>Remark</th> </tr> <tr> <th>MHz</th> <th>dBuV/m</th> <th>dBuV/m</th> <th>dB</th> <th>dBuV</th> <th>dB/m</th> <th>dB</th> <th>dB</th> <th>cm</th> <th>deg</th> </tr> </thead> <tbody> <tr> <td>1 11340.00</td> <td>46.83</td> <td>74.00</td> <td>-27.17</td> <td>55.41</td> <td>38.20</td> <td>14.80</td> <td>61.58</td> <td>0.00</td> <td>100</td> <td>0 PEAK</td> </tr> </tbody> </table>	Limit	Read	Ant	Cable	Preamp	Aux	APos	TPos	Freq	Level	Line Margin	Level Factor	Loss Factor	Factor	Factor	Remark	MHz	dBuV/m	dBuV/m	dB	dBuV	dB/m	dB	dB	cm	deg	1 11340.00	46.83	74.00	-27.17	55.41	38.20	14.80	61.58	0.00	100	0 PEAK
Limit	Read	Ant	Cable	Preamp	Aux	APos	TPos																																																																					
Freq	Level	Line Margin	Level Factor	Loss Factor	Factor	Factor	Remark																																																																					
MHz	dBuV/m	dBuV/m	dB	dBuV	dB/m	dB	dB	cm	deg																																																																			
1 11340.00	45.87	74.00	-28.13	54.45	38.20	14.80	61.58	0.00	300	0 PEAK																																																																		
Limit	Read	Ant	Cable	Preamp	Aux	APos	TPos																																																																					
Freq	Level	Line Margin	Level Factor	Loss Factor	Factor	Factor	Remark																																																																					
MHz	dBuV/m	dBuV/m	dB	dBuV	dB/m	dB	dB	cm	deg																																																																			
1 11340.00	46.83	74.00	-27.17	55.41	38.20	14.80	61.58	0.00	100	0 PEAK																																																																		



Mode		26																																																																																														
		Band Edge - L																																																																																														
		U-NII-1_5.15-5.25_802.11ac VHT80_CH42_5210MHz																																																																																														
Pol.	Horizontal	Fundamental																																																																																														
Peak	<table border="1"> <thead> <tr> <th>Limit</th> <th>Read</th> <th>Ant</th> <th>Cable</th> <th>Preamp</th> <th>Aux</th> <th>APos</th> <th>TPos</th> </tr> <tr> <th>Freq</th> <th>Level</th> <th>Line</th> <th>Margin</th> <th>Level</th> <th>Factor</th> <th>Loss</th> <th>Factor</th> <th>Factor</th> <th>Factor</th> <th>cm</th> <th>deg</th> <th>Remark</th> </tr> <tr> <th>MHz</th> <th>dBuV/m</th> <th>dBuV/m</th> <th>dB</th> <th>dBuV</th> <th>dB/m</th> <th>dB</th> <th>dB</th> <th>dB</th> <th>dB</th> <th>cm</th> <th>deg</th> <th>Remark</th> </tr> </thead> <tbody> <tr> <td>1</td> <td>5129.36</td> <td>59.01</td> <td>74.00</td> <td>-14.99</td> <td>45.71</td> <td>34.60</td> <td>11.85</td> <td>33.15</td> <td>0.00</td> <td>100</td> <td>238</td> <td>PEAK</td> </tr> </tbody> </table>	Limit	Read	Ant	Cable	Preamp	Aux	APos	TPos	Freq	Level	Line	Margin	Level	Factor	Loss	Factor	Factor	Factor	cm	deg	Remark	MHz	dBuV/m	dBuV/m	dB	dBuV	dB/m	dB	dB	dB	dB	cm	deg	Remark	1	5129.36	59.01	74.00	-14.99	45.71	34.60	11.85	33.15	0.00	100	238	PEAK	<table border="1"> <thead> <tr> <th>Limit</th> <th>Read</th> <th>Ant</th> <th>Cable</th> <th>Preamp</th> <th>Aux</th> <th>APos</th> <th>TPos</th> </tr> <tr> <th>Freq</th> <th>Level</th> <th>Line</th> <th>Margin</th> <th>Level</th> <th>Factor</th> <th>Loss</th> <th>Factor</th> <th>Factor</th> <th>Factor</th> <th>cm</th> <th>deg</th> <th>Remark</th> </tr> <tr> <th>MHz</th> <th>dBuV/m</th> <th>dBuV/m</th> <th>dB</th> <th>dBuV</th> <th>dB/m</th> <th>dB</th> <th>dB</th> <th>dB</th> <th>dB</th> <th>cm</th> <th>deg</th> <th>Remark</th> </tr> </thead> <tbody> <tr> <td>1</td> <td>5210.00</td> <td>98.67</td> <td>-----</td> <td>-----</td> <td>85.18</td> <td>34.67</td> <td>11.93</td> <td>33.11</td> <td>0.00</td> <td>100</td> <td>238</td> <td>PEAK</td> </tr> </tbody> </table>	Limit	Read	Ant	Cable	Preamp	Aux	APos	TPos	Freq	Level	Line	Margin	Level	Factor	Loss	Factor	Factor	Factor	cm	deg	Remark	MHz	dBuV/m	dBuV/m	dB	dBuV	dB/m	dB	dB	dB	dB	cm	deg	Remark	1	5210.00	98.67	-----	-----	85.18	34.67	11.93	33.11	0.00	100	238	PEAK
	Limit	Read	Ant	Cable	Preamp	Aux	APos	TPos																																																																																								
Freq	Level	Line	Margin	Level	Factor	Loss	Factor	Factor	Factor	cm	deg	Remark																																																																																				
MHz	dBuV/m	dBuV/m	dB	dBuV	dB/m	dB	dB	dB	dB	cm	deg	Remark																																																																																				
1	5129.36	59.01	74.00	-14.99	45.71	34.60	11.85	33.15	0.00	100	238	PEAK																																																																																				
Limit	Read	Ant	Cable	Preamp	Aux	APos	TPos																																																																																									
Freq	Level	Line	Margin	Level	Factor	Loss	Factor	Factor	Factor	cm	deg	Remark																																																																																				
MHz	dBuV/m	dBuV/m	dB	dBuV	dB/m	dB	dB	dB	dB	cm	deg	Remark																																																																																				
1	5210.00	98.67	-----	-----	85.18	34.67	11.93	33.11	0.00	100	238	PEAK																																																																																				
Avg	<table border="1"> <thead> <tr> <th>Limit</th> <th>Read</th> <th>Ant</th> <th>Cable</th> <th>Preamp</th> <th>Aux</th> <th>APos</th> <th>TPos</th> </tr> <tr> <th>Freq</th> <th>Level</th> <th>Line</th> <th>Margin</th> <th>Level</th> <th>Factor</th> <th>Loss</th> <th>Factor</th> <th>Factor</th> <th>Factor</th> <th>cm</th> <th>deg</th> <th>Remark</th> </tr> <tr> <th>MHz</th> <th>dBuV/m</th> <th>dBuV/m</th> <th>dB</th> <th>dBuV</th> <th>dB/m</th> <th>dB</th> <th>dB</th> <th>dB</th> <th>dB</th> <th>cm</th> <th>deg</th> <th>Remark</th> </tr> </thead> <tbody> <tr> <td>1</td> <td>5149.94</td> <td>50.19</td> <td>54.00</td> <td>-3.81</td> <td>36.85</td> <td>34.62</td> <td>11.86</td> <td>33.14</td> <td>0.00</td> <td>100</td> <td>238</td> <td>AVERAGE</td> </tr> </tbody> </table>	Limit	Read	Ant	Cable	Preamp	Aux	APos	TPos	Freq	Level	Line	Margin	Level	Factor	Loss	Factor	Factor	Factor	cm	deg	Remark	MHz	dBuV/m	dBuV/m	dB	dBuV	dB/m	dB	dB	dB	dB	cm	deg	Remark	1	5149.94	50.19	54.00	-3.81	36.85	34.62	11.86	33.14	0.00	100	238	AVERAGE	<table border="1"> <thead> <tr> <th>Limit</th> <th>Read</th> <th>Ant</th> <th>Cable</th> <th>Preamp</th> <th>Aux</th> <th>APos</th> <th>TPos</th> </tr> <tr> <th>Freq</th> <th>Level</th> <th>Line</th> <th>Margin</th> <th>Level</th> <th>Factor</th> <th>Loss</th> <th>Factor</th> <th>Factor</th> <th>Factor</th> <th>cm</th> <th>deg</th> <th>Remark</th> </tr> <tr> <th>MHz</th> <th>dBuV/m</th> <th>dBuV/m</th> <th>dB</th> <th>dBuV</th> <th>dB/m</th> <th>dB</th> <th>dB</th> <th>dB</th> <th>dB</th> <th>cm</th> <th>deg</th> <th>Remark</th> </tr> </thead> <tbody> <tr> <td>1</td> <td>5210.00</td> <td>91.47</td> <td>-----</td> <td>-----</td> <td>78.01</td> <td>34.66</td> <td>11.92</td> <td>33.12</td> <td>0.00</td> <td>100</td> <td>238</td> <td>AVERAGE</td> </tr> </tbody> </table>	Limit	Read	Ant	Cable	Preamp	Aux	APos	TPos	Freq	Level	Line	Margin	Level	Factor	Loss	Factor	Factor	Factor	cm	deg	Remark	MHz	dBuV/m	dBuV/m	dB	dBuV	dB/m	dB	dB	dB	dB	cm	deg	Remark	1	5210.00	91.47	-----	-----	78.01	34.66	11.92	33.12	0.00	100	238	AVERAGE
Limit	Read	Ant	Cable	Preamp	Aux	APos	TPos																																																																																									
Freq	Level	Line	Margin	Level	Factor	Loss	Factor	Factor	Factor	cm	deg	Remark																																																																																				
MHz	dBuV/m	dBuV/m	dB	dBuV	dB/m	dB	dB	dB	dB	cm	deg	Remark																																																																																				
1	5149.94	50.19	54.00	-3.81	36.85	34.62	11.86	33.14	0.00	100	238	AVERAGE																																																																																				
Limit	Read	Ant	Cable	Preamp	Aux	APos	TPos																																																																																									
Freq	Level	Line	Margin	Level	Factor	Loss	Factor	Factor	Factor	cm	deg	Remark																																																																																				
MHz	dBuV/m	dBuV/m	dB	dBuV	dB/m	dB	dB	dB	dB	cm	deg	Remark																																																																																				
1	5210.00	91.47	-----	-----	78.01	34.66	11.92	33.12	0.00	100	238	AVERAGE																																																																																				



26																																																																	
Mode	Band Edge - R																																																																
	U-NII-1_5.15-5.25_802.11ac VHT80_CH42_5210MHz																																																																
Pol.	Horizontal																																																																
Pol.	Fundamental																																																																
Peak	<table border="1"> <thead> <tr> <th>Limit</th> <th>Read</th> <th>Ant</th> <th>Cable</th> <th>Preamp</th> <th>Aux</th> <th>APos</th> <th>TPos</th> </tr> <tr> <th>Freq</th> <th>Level</th> <th>Line</th> <th>Margin</th> <th>Level</th> <th>Factor</th> <th>Loss</th> <th>Factor</th> </tr> <tr> <th>MHz</th> <th>dBuV/m</th> <th>dBuV/m</th> <th>dB</th> <th>dBuV</th> <th>dB/m</th> <th>dB</th> <th>dB</th> </tr> </thead> <tbody> <tr> <td>1</td> <td>5456.75</td> <td>53.92</td> <td>74.00</td> <td>-20.08</td> <td>39.94</td> <td>34.87</td> <td>12.15</td> </tr> <tr> <td></td> <td></td> <td></td> <td></td> <td></td> <td></td> <td>33.04</td> <td>0.00</td> </tr> <tr> <td></td> <td></td> <td></td> <td></td> <td></td> <td></td> <td></td> <td>100</td> </tr> <tr> <td></td> <td></td> <td></td> <td></td> <td></td> <td></td> <td></td> <td>238</td> </tr> <tr> <td></td> <td></td> <td></td> <td></td> <td></td> <td></td> <td></td> <td>PEAK</td> </tr> </tbody> </table>	Limit	Read	Ant	Cable	Preamp	Aux	APos	TPos	Freq	Level	Line	Margin	Level	Factor	Loss	Factor	MHz	dBuV/m	dBuV/m	dB	dBuV	dB/m	dB	dB	1	5456.75	53.92	74.00	-20.08	39.94	34.87	12.15							33.04	0.00								100								238								PEAK
Limit	Read	Ant	Cable	Preamp	Aux	APos	TPos																																																										
Freq	Level	Line	Margin	Level	Factor	Loss	Factor																																																										
MHz	dBuV/m	dBuV/m	dB	dBuV	dB/m	dB	dB																																																										
1	5456.75	53.92	74.00	-20.08	39.94	34.87	12.15																																																										
						33.04	0.00																																																										
							100																																																										
							238																																																										
							PEAK																																																										
Avg	<table border="1"> <thead> <tr> <th>Limit</th> <th>Read</th> <th>Ant</th> <th>Cable</th> <th>Preamp</th> <th>Aux</th> <th>APos</th> <th>TPos</th> </tr> <tr> <th>Freq</th> <th>Level</th> <th>Line</th> <th>Margin</th> <th>Level</th> <th>Factor</th> <th>Loss</th> <th>Factor</th> </tr> <tr> <th>MHz</th> <th>dBuV/m</th> <th>dBuV/m</th> <th>dB</th> <th>dBuV</th> <th>dB/m</th> <th>dB</th> <th>dB</th> </tr> </thead> <tbody> <tr> <td>1</td> <td>5453.75</td> <td>45.38</td> <td>54.00</td> <td>-8.62</td> <td>31.42</td> <td>34.86</td> <td>12.14</td> </tr> <tr> <td></td> <td></td> <td></td> <td></td> <td></td> <td></td> <td>33.04</td> <td>0.00</td> </tr> <tr> <td></td> <td></td> <td></td> <td></td> <td></td> <td></td> <td></td> <td>100</td> </tr> <tr> <td></td> <td></td> <td></td> <td></td> <td></td> <td></td> <td></td> <td>238</td> </tr> <tr> <td></td> <td></td> <td></td> <td></td> <td></td> <td></td> <td></td> <td>AVERAGE</td> </tr> </tbody> </table>	Limit	Read	Ant	Cable	Preamp	Aux	APos	TPos	Freq	Level	Line	Margin	Level	Factor	Loss	Factor	MHz	dBuV/m	dBuV/m	dB	dBuV	dB/m	dB	dB	1	5453.75	45.38	54.00	-8.62	31.42	34.86	12.14							33.04	0.00								100								238								AVERAGE
Limit	Read	Ant	Cable	Preamp	Aux	APos	TPos																																																										
Freq	Level	Line	Margin	Level	Factor	Loss	Factor																																																										
MHz	dBuV/m	dBuV/m	dB	dBuV	dB/m	dB	dB																																																										
1	5453.75	45.38	54.00	-8.62	31.42	34.86	12.14																																																										
						33.04	0.00																																																										
							100																																																										
							238																																																										
							AVERAGE																																																										



		26																																																																										
Mode		Band Edge - L																																																																										
		U-NII-1_5.15-5.25_802.11ac VHT80_CH42_5210MHz																																																																										
Pol.	Vertical	Fundamental																																																																										
Peak	<table border="1"> <thead> <tr> <th>Limit</th> <th>Read</th> <th>Ant</th> <th>Cable</th> <th>Preamp</th> <th>Aux</th> <th>APos</th> <th>TPos</th> </tr> <tr> <th>Freq</th> <th>Level</th> <th>Line</th> <th>Margin</th> <th>Level</th> <th>Factor</th> <th>Loss</th> <th>Factor</th> </tr> <tr> <th>MHz</th> <th>dBuV/m</th> <th>dBuV/m</th> <th>dB</th> <th>dBuV</th> <th>dB/m</th> <th>dB</th> <th>dB</th> </tr> </thead> <tbody> <tr> <td>1</td> <td>5034.44</td> <td>55.50</td> <td>74.00</td> <td>-18.50</td> <td>42.37</td> <td>34.53</td> <td>11.78</td> <td>33.18</td> <td>0.00</td> <td>397</td> <td>26</td> <td>PEAK</td> </tr> </tbody> </table>	Limit	Read	Ant	Cable	Preamp	Aux	APos	TPos	Freq	Level	Line	Margin	Level	Factor	Loss	Factor	MHz	dBuV/m	dBuV/m	dB	dBuV	dB/m	dB	dB	1	5034.44	55.50	74.00	-18.50	42.37	34.53	11.78	33.18	0.00	397	26	PEAK	<table border="1"> <thead> <tr> <th>Limit</th> <th>Read</th> <th>Ant</th> <th>Cable</th> <th>Preamp</th> <th>Aux</th> <th>APos</th> <th>TPos</th> </tr> <tr> <th>Freq</th> <th>Level</th> <th>Line</th> <th>Margin</th> <th>Level</th> <th>Factor</th> <th>Loss</th> <th>Factor</th> </tr> <tr> <th>MHz</th> <th>dBuV/m</th> <th>dBuV/m</th> <th>dB</th> <th>dBuV</th> <th>dB/m</th> <th>dB</th> <th>dB</th> </tr> </thead> <tbody> <tr> <td>1</td> <td>5210.00</td> <td>95.02</td> <td>-----</td> <td>-----</td> <td>81.56</td> <td>34.66</td> <td>11.92</td> <td>33.12</td> <td>0.00</td> <td>397</td> <td>26</td> <td>PEAK</td> </tr> </tbody> </table>	Limit	Read	Ant	Cable	Preamp	Aux	APos	TPos	Freq	Level	Line	Margin	Level	Factor	Loss	Factor	MHz	dBuV/m	dBuV/m	dB	dBuV	dB/m	dB	dB	1	5210.00	95.02	-----	-----	81.56	34.66	11.92	33.12	0.00	397	26	PEAK
Limit	Read	Ant	Cable	Preamp	Aux	APos	TPos																																																																					
Freq	Level	Line	Margin	Level	Factor	Loss	Factor																																																																					
MHz	dBuV/m	dBuV/m	dB	dBuV	dB/m	dB	dB																																																																					
1	5034.44	55.50	74.00	-18.50	42.37	34.53	11.78	33.18	0.00	397	26	PEAK																																																																
Limit	Read	Ant	Cable	Preamp	Aux	APos	TPos																																																																					
Freq	Level	Line	Margin	Level	Factor	Loss	Factor																																																																					
MHz	dBuV/m	dBuV/m	dB	dBuV	dB/m	dB	dB																																																																					
1	5210.00	95.02	-----	-----	81.56	34.66	11.92	33.12	0.00	397	26	PEAK																																																																
Avg	<table border="1"> <thead> <tr> <th>Limit</th> <th>Read</th> <th>Ant</th> <th>Cable</th> <th>Preamp</th> <th>Aux</th> <th>APos</th> <th>TPos</th> </tr> <tr> <th>Freq</th> <th>Level</th> <th>Line</th> <th>Margin</th> <th>Level</th> <th>Factor</th> <th>Loss</th> <th>Factor</th> </tr> <tr> <th>MHz</th> <th>dBuV/m</th> <th>dBuV/m</th> <th>dB</th> <th>dBuV</th> <th>dB/m</th> <th>dB</th> <th>dB</th> </tr> </thead> <tbody> <tr> <td>1</td> <td>5124.53</td> <td>46.17</td> <td>54.00</td> <td>-7.83</td> <td>32.88</td> <td>34.60</td> <td>11.84</td> <td>33.15</td> <td>0.00</td> <td>397</td> <td>26</td> <td>AVERAGE</td> </tr> </tbody> </table>	Limit	Read	Ant	Cable	Preamp	Aux	APos	TPos	Freq	Level	Line	Margin	Level	Factor	Loss	Factor	MHz	dBuV/m	dBuV/m	dB	dBuV	dB/m	dB	dB	1	5124.53	46.17	54.00	-7.83	32.88	34.60	11.84	33.15	0.00	397	26	AVERAGE	<table border="1"> <thead> <tr> <th>Limit</th> <th>Read</th> <th>Ant</th> <th>Cable</th> <th>Preamp</th> <th>Aux</th> <th>APos</th> <th>TPos</th> </tr> <tr> <th>Freq</th> <th>Level</th> <th>Line</th> <th>Margin</th> <th>Level</th> <th>Factor</th> <th>Loss</th> <th>Factor</th> </tr> <tr> <th>MHz</th> <th>dBuV/m</th> <th>dBuV/m</th> <th>dB</th> <th>dBuV</th> <th>dB/m</th> <th>dB</th> <th>dB</th> </tr> </thead> <tbody> <tr> <td>1</td> <td>5210.00</td> <td>87.13</td> <td>-----</td> <td>-----</td> <td>73.67</td> <td>34.66</td> <td>11.92</td> <td>33.12</td> <td>0.00</td> <td>397</td> <td>26</td> <td>AVERAGE</td> </tr> </tbody> </table>	Limit	Read	Ant	Cable	Preamp	Aux	APos	TPos	Freq	Level	Line	Margin	Level	Factor	Loss	Factor	MHz	dBuV/m	dBuV/m	dB	dBuV	dB/m	dB	dB	1	5210.00	87.13	-----	-----	73.67	34.66	11.92	33.12	0.00	397	26	AVERAGE
Limit	Read	Ant	Cable	Preamp	Aux	APos	TPos																																																																					
Freq	Level	Line	Margin	Level	Factor	Loss	Factor																																																																					
MHz	dBuV/m	dBuV/m	dB	dBuV	dB/m	dB	dB																																																																					
1	5124.53	46.17	54.00	-7.83	32.88	34.60	11.84	33.15	0.00	397	26	AVERAGE																																																																
Limit	Read	Ant	Cable	Preamp	Aux	APos	TPos																																																																					
Freq	Level	Line	Margin	Level	Factor	Loss	Factor																																																																					
MHz	dBuV/m	dBuV/m	dB	dBuV	dB/m	dB	dB																																																																					
1	5210.00	87.13	-----	-----	73.67	34.66	11.92	33.12	0.00	397	26	AVERAGE																																																																



26																																						
Mode	Band Edge - R																																					
	U-NII-1_5.15-5.25_802.11ac VHT80_CH42_5210MHz																																					
Pol.	Vertical																																					
Peak	Fundamental																																					
	Blank																																					
	<table border="1"> <thead> <tr> <th>Limit</th> <th>Read</th> <th>Ant</th> <th>Cable</th> <th>Preamp</th> <th>Aux</th> <th>APos</th> <th>TPos</th> </tr> <tr> <th>Freq</th> <th>Level</th> <th>Line</th> <th>Margin</th> <th>Level</th> <th>Factor</th> <th>Loss</th> <th>Factor</th> </tr> <tr> <th>MHz</th> <th>dBuV/m</th> <th>dBuV/m</th> <th>dB</th> <th>dBuV</th> <th>dB/m</th> <th>dB</th> <th>dB</th> </tr> </thead> <tbody> <tr> <td>1</td> <td>5363.00</td> <td>54.38</td> <td>74.00</td> <td>-19.62</td> <td>40.60</td> <td>34.79</td> <td>12.06</td> <td>33.07</td> <td>0.00</td> <td>397</td> <td>26</td> <td>PEAK</td> </tr> </tbody> </table>	Limit	Read	Ant	Cable	Preamp	Aux	APos	TPos	Freq	Level	Line	Margin	Level	Factor	Loss	Factor	MHz	dBuV/m	dBuV/m	dB	dBuV	dB/m	dB	dB	1	5363.00	54.38	74.00	-19.62	40.60	34.79	12.06	33.07	0.00	397	26	PEAK
Limit	Read	Ant	Cable	Preamp	Aux	APos	TPos																															
Freq	Level	Line	Margin	Level	Factor	Loss	Factor																															
MHz	dBuV/m	dBuV/m	dB	dBuV	dB/m	dB	dB																															
1	5363.00	54.38	74.00	-19.62	40.60	34.79	12.06	33.07	0.00	397	26	PEAK																										
	Blank																																					
	<table border="1"> <thead> <tr> <th>Limit</th> <th>Read</th> <th>Ant</th> <th>Cable</th> <th>Preamp</th> <th>Aux</th> <th>APos</th> <th>TPos</th> </tr> <tr> <th>Freq</th> <th>Level</th> <th>Line</th> <th>Margin</th> <th>Level</th> <th>Factor</th> <th>Loss</th> <th>Factor</th> </tr> <tr> <th>MHz</th> <th>dBuV/m</th> <th>dBuV/m</th> <th>dB</th> <th>dBuV</th> <th>dB/m</th> <th>dB</th> <th>dB</th> </tr> </thead> <tbody> <tr> <td>1</td> <td>5454.75</td> <td>45.30</td> <td>54.00</td> <td>-8.70</td> <td>31.34</td> <td>34.86</td> <td>12.14</td> <td>33.04</td> <td>0.00</td> <td>397</td> <td>26</td> <td>AVERAGE</td> </tr> </tbody> </table>	Limit	Read	Ant	Cable	Preamp	Aux	APos	TPos	Freq	Level	Line	Margin	Level	Factor	Loss	Factor	MHz	dBuV/m	dBuV/m	dB	dBuV	dB/m	dB	dB	1	5454.75	45.30	54.00	-8.70	31.34	34.86	12.14	33.04	0.00	397	26	AVERAGE
Limit	Read	Ant	Cable	Preamp	Aux	APos	TPos																															
Freq	Level	Line	Margin	Level	Factor	Loss	Factor																															
MHz	dBuV/m	dBuV/m	dB	dBuV	dB/m	dB	dB																															
1	5454.75	45.30	54.00	-8.70	31.34	34.86	12.14	33.04	0.00	397	26	AVERAGE																										





Mode	26																																																																									
	Harmonic																																																																									
	U-NII-1_5.15-5.25_802.11ac VHT80_CH42_5210MHz																																																																									
Pol.	Horizontal	Vertical																																																																								
Peak Avg	<table border="1"> <thead> <tr> <th>Limit</th> <th>Read</th> <th>Ant</th> <th>Cable</th> <th>Preamp</th> <th>Aux</th> <th>APos</th> <th>TPos</th> </tr> <tr> <th>Freq</th> <th>Level</th> <th>Line Margin</th> <th>Level Factor</th> <th>Loss Factor</th> <th>Factor</th> <th></th> <th>Remark</th> </tr> <tr> <th>MHz</th> <th>dBuV/m</th> <th>dBuV/m</th> <th>dB</th> <th>dBuV</th> <th>dB/m</th> <th>dB</th> <th>dB</th> </tr> </thead> <tbody> <tr> <td>1 10420.00</td> <td>46.68</td> <td>68.30</td> <td>-21.62</td> <td>56.61</td> <td>37.67</td> <td>14.17</td> <td>61.77</td> <td>0.00</td> <td>300</td> <td>0</td> <td>PEAK</td> </tr> </tbody> </table>	Limit	Read	Ant	Cable	Preamp	Aux	APos	TPos	Freq	Level	Line Margin	Level Factor	Loss Factor	Factor		Remark	MHz	dBuV/m	dBuV/m	dB	dBuV	dB/m	dB	dB	1 10420.00	46.68	68.30	-21.62	56.61	37.67	14.17	61.77	0.00	300	0	PEAK	<table border="1"> <thead> <tr> <th>Limit</th> <th>Read</th> <th>Ant</th> <th>Cable</th> <th>Preamp</th> <th>Aux</th> <th>APos</th> <th>TPos</th> </tr> <tr> <th>Freq</th> <th>Level</th> <th>Line Margin</th> <th>Level Factor</th> <th>Loss Factor</th> <th>Factor</th> <th></th> <th>Remark</th> </tr> <tr> <th>MHz</th> <th>dBuV/m</th> <th>dBuV/m</th> <th>dB</th> <th>dBuV</th> <th>dB/m</th> <th>dB</th> <th>dB</th> </tr> </thead> <tbody> <tr> <td>1 10420.00</td> <td>46.33</td> <td>68.30</td> <td>-21.97</td> <td>56.26</td> <td>37.67</td> <td>14.17</td> <td>61.77</td> <td>0.00</td> <td>100</td> <td>0</td> <td>PEAK</td> </tr> </tbody> </table>	Limit	Read	Ant	Cable	Preamp	Aux	APos	TPos	Freq	Level	Line Margin	Level Factor	Loss Factor	Factor		Remark	MHz	dBuV/m	dBuV/m	dB	dBuV	dB/m	dB	dB	1 10420.00	46.33	68.30	-21.97	56.26	37.67	14.17	61.77	0.00	100	0	PEAK
Limit	Read	Ant	Cable	Preamp	Aux	APos	TPos																																																																			
Freq	Level	Line Margin	Level Factor	Loss Factor	Factor		Remark																																																																			
MHz	dBuV/m	dBuV/m	dB	dBuV	dB/m	dB	dB																																																																			
1 10420.00	46.68	68.30	-21.62	56.61	37.67	14.17	61.77	0.00	300	0	PEAK																																																															
Limit	Read	Ant	Cable	Preamp	Aux	APos	TPos																																																																			
Freq	Level	Line Margin	Level Factor	Loss Factor	Factor		Remark																																																																			
MHz	dBuV/m	dBuV/m	dB	dBuV	dB/m	dB	dB																																																																			
1 10420.00	46.33	68.30	-21.97	56.26	37.67	14.17	61.77	0.00	100	0	PEAK																																																															

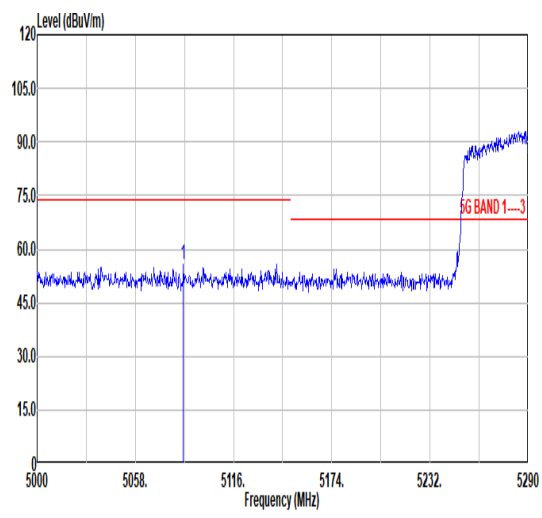
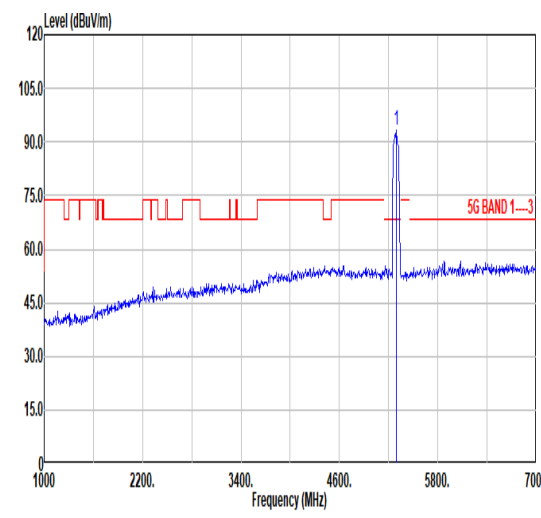
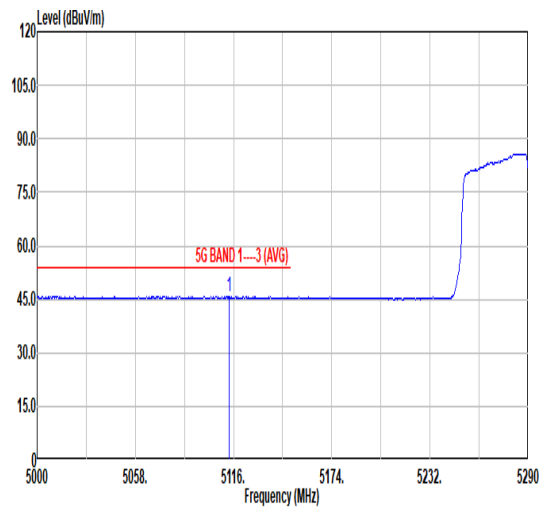
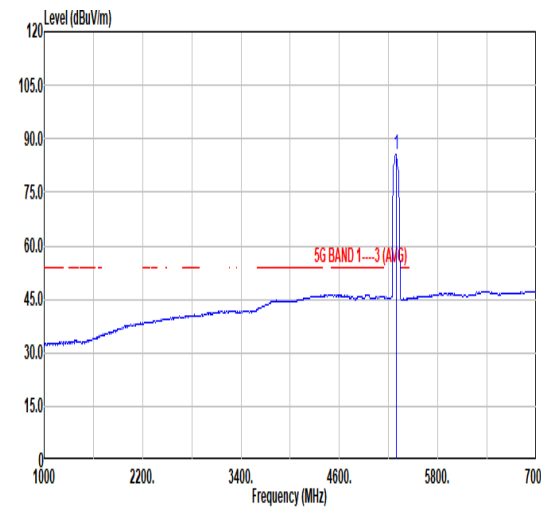


Mode		27																																																																														
		Band Edge - L																																																																														
		U-NII-2A_5.25-5.35_802.11ac VHT80_CH58_5290MHz																																																																														
Pol.	Horizontal		Fundamental																																																																													
Peak	<table border="1"> <thead> <tr> <th>Limit</th> <th>Read</th> <th>Ant</th> <th>Cable</th> <th>Preamp</th> <th>Aux</th> <th>APos</th> <th>TPos</th> </tr> <tr> <th>Freq</th> <th>Level</th> <th>Line Margin</th> <th>Level Factor</th> <th>Loss Factor</th> <th>Factor</th> <th>Factor</th> <th>Remark</th> </tr> <tr> <th>MHz</th> <th>dBuV/m</th> <th>dBuV/m</th> <th>dB</th> <th>dBuV</th> <th>dB/m</th> <th>dB</th> <th>dB</th> <th>cm</th> <th>deg</th> </tr> </thead> <tbody> <tr> <td>1</td> <td>5066.70</td> <td>55.31</td> <td>74.00</td> <td>-18.69</td> <td>42.13</td> <td>34.55</td> <td>11.80</td> <td>33.17</td> <td>0.00</td> <td>100</td> <td>251</td> <td>PEAK</td> </tr> </tbody> </table>	Limit	Read	Ant	Cable	Preamp	Aux	APos	TPos	Freq	Level	Line Margin	Level Factor	Loss Factor	Factor	Factor	Remark	MHz	dBuV/m	dBuV/m	dB	dBuV	dB/m	dB	dB	cm	deg	1	5066.70	55.31	74.00	-18.69	42.13	34.55	11.80	33.17	0.00	100	251	PEAK	<table border="1"> <thead> <tr> <th>Limit</th> <th>Read</th> <th>Ant</th> <th>Cable</th> <th>Preamp</th> <th>Aux</th> <th>APos</th> <th>TPos</th> </tr> <tr> <th>Freq</th> <th>Level</th> <th>Line Margin</th> <th>Level Factor</th> <th>Loss Factor</th> <th>Factor</th> <th>Factor</th> <th>Remark</th> </tr> <tr> <th>MHz</th> <th>dBuV/m</th> <th>dBuV/m</th> <th>dB</th> <th>dBuV</th> <th>dB/m</th> <th>dB</th> <th>dB</th> <th>cm</th> <th>deg</th> </tr> </thead> <tbody> <tr> <td>1</td> <td>5290.00</td> <td>99.06</td> <td>-----</td> <td>-----</td> <td>85.43</td> <td>34.73</td> <td>11.99</td> <td>33.09</td> <td>0.00</td> <td>100</td> <td>251</td> <td>PEAK</td> </tr> </tbody> </table>	Limit	Read	Ant	Cable	Preamp	Aux	APos	TPos	Freq	Level	Line Margin	Level Factor	Loss Factor	Factor	Factor	Remark	MHz	dBuV/m	dBuV/m	dB	dBuV	dB/m	dB	dB	cm	deg	1	5290.00	99.06	-----	-----	85.43	34.73	11.99	33.09	0.00	100	251	PEAK
	Limit	Read	Ant	Cable	Preamp	Aux	APos	TPos																																																																								
Freq	Level	Line Margin	Level Factor	Loss Factor	Factor	Factor	Remark																																																																									
MHz	dBuV/m	dBuV/m	dB	dBuV	dB/m	dB	dB	cm	deg																																																																							
1	5066.70	55.31	74.00	-18.69	42.13	34.55	11.80	33.17	0.00	100	251	PEAK																																																																				
Limit	Read	Ant	Cable	Preamp	Aux	APos	TPos																																																																									
Freq	Level	Line Margin	Level Factor	Loss Factor	Factor	Factor	Remark																																																																									
MHz	dBuV/m	dBuV/m	dB	dBuV	dB/m	dB	dB	cm	deg																																																																							
1	5290.00	99.06	-----	-----	85.43	34.73	11.99	33.09	0.00	100	251	PEAK																																																																				
Avg	<table border="1"> <thead> <tr> <th>Limit</th> <th>Read</th> <th>Ant</th> <th>Cable</th> <th>Preamp</th> <th>Aux</th> <th>APos</th> <th>TPos</th> </tr> <tr> <th>Freq</th> <th>Level</th> <th>Line Margin</th> <th>Level Factor</th> <th>Loss Factor</th> <th>Factor</th> <th>Factor</th> <th>Remark</th> </tr> <tr> <th>MHz</th> <th>dBuV/m</th> <th>dBuV/m</th> <th>dB</th> <th>dBuV</th> <th>dB/m</th> <th>dB</th> <th>dB</th> <th>cm</th> <th>deg</th> </tr> </thead> <tbody> <tr> <td>1</td> <td>5126.44</td> <td>45.90</td> <td>54.00</td> <td>-8.10</td> <td>32.61</td> <td>34.60</td> <td>11.84</td> <td>33.15</td> <td>0.00</td> <td>100</td> <td>251</td> <td>AVERAGE</td> </tr> </tbody> </table>	Limit	Read	Ant	Cable	Preamp	Aux	APos	TPos	Freq	Level	Line Margin	Level Factor	Loss Factor	Factor	Factor	Remark	MHz	dBuV/m	dBuV/m	dB	dBuV	dB/m	dB	dB	cm	deg	1	5126.44	45.90	54.00	-8.10	32.61	34.60	11.84	33.15	0.00	100	251	AVERAGE	<table border="1"> <thead> <tr> <th>Limit</th> <th>Read</th> <th>Ant</th> <th>Cable</th> <th>Preamp</th> <th>Aux</th> <th>APos</th> <th>TPos</th> </tr> <tr> <th>Freq</th> <th>Level</th> <th>Line Margin</th> <th>Level Factor</th> <th>Loss Factor</th> <th>Factor</th> <th>Factor</th> <th>Remark</th> </tr> <tr> <th>MHz</th> <th>dBuV/m</th> <th>dBuV/m</th> <th>dB</th> <th>dBuV</th> <th>dB/m</th> <th>dB</th> <th>dB</th> <th>cm</th> <th>deg</th> </tr> </thead> <tbody> <tr> <td>1</td> <td>5290.00</td> <td>90.96</td> <td>-----</td> <td>-----</td> <td>77.33</td> <td>34.73</td> <td>11.99</td> <td>33.09</td> <td>0.00</td> <td>100</td> <td>251</td> <td>AVERAGE</td> </tr> </tbody> </table>	Limit	Read	Ant	Cable	Preamp	Aux	APos	TPos	Freq	Level	Line Margin	Level Factor	Loss Factor	Factor	Factor	Remark	MHz	dBuV/m	dBuV/m	dB	dBuV	dB/m	dB	dB	cm	deg	1	5290.00	90.96	-----	-----	77.33	34.73	11.99	33.09	0.00	100	251	AVERAGE
Limit	Read	Ant	Cable	Preamp	Aux	APos	TPos																																																																									
Freq	Level	Line Margin	Level Factor	Loss Factor	Factor	Factor	Remark																																																																									
MHz	dBuV/m	dBuV/m	dB	dBuV	dB/m	dB	dB	cm	deg																																																																							
1	5126.44	45.90	54.00	-8.10	32.61	34.60	11.84	33.15	0.00	100	251	AVERAGE																																																																				
Limit	Read	Ant	Cable	Preamp	Aux	APos	TPos																																																																									
Freq	Level	Line Margin	Level Factor	Loss Factor	Factor	Factor	Remark																																																																									
MHz	dBuV/m	dBuV/m	dB	dBuV	dB/m	dB	dB	cm	deg																																																																							
1	5290.00	90.96	-----	-----	77.33	34.73	11.99	33.09	0.00	100	251	AVERAGE																																																																				



27																																							
Mode	Band Edge - R																																						
	U-NII-2A_5.25-5.35_802.11ac VHT80_CH58_5290MHz																																						
Pol.	Horizontal																																						
Pol.	Fundamental																																						
Peak	<table border="1"> <thead> <tr> <th>Limit</th> <th>Read</th> <th>Ant</th> <th>Cable</th> <th>Preamp</th> <th>Aux</th> <th>APos</th> <th>TPos</th> </tr> <tr> <th>Freq</th> <th>Level</th> <th>Line</th> <th>Margin</th> <th>Level</th> <th>Factor</th> <th>Loss</th> <th>Factor</th> </tr> <tr> <th>MHz</th> <th>dBuV/m</th> <th>dBuV/m</th> <th>dB</th> <th>dBuV</th> <th>dB/m</th> <th>dB</th> <th>dB</th> </tr> </thead> <tbody> <tr> <td>1</td> <td>5353.92</td> <td>59.07</td> <td>74.00</td> <td>-14.93</td> <td>45.31</td> <td>34.78</td> <td>12.05</td> <td>33.07</td> <td>0.00</td> <td>100</td> <td>251</td> <td>PEAK</td> </tr> </tbody> </table>	Limit	Read	Ant	Cable	Preamp	Aux	APos	TPos	Freq	Level	Line	Margin	Level	Factor	Loss	Factor	MHz	dBuV/m	dBuV/m	dB	dBuV	dB/m	dB	dB	1	5353.92	59.07	74.00	-14.93	45.31	34.78	12.05	33.07	0.00	100	251	PEAK	Blank
	Limit	Read	Ant	Cable	Preamp	Aux	APos	TPos																															
Freq	Level	Line	Margin	Level	Factor	Loss	Factor																																
MHz	dBuV/m	dBuV/m	dB	dBuV	dB/m	dB	dB																																
1	5353.92	59.07	74.00	-14.93	45.31	34.78	12.05	33.07	0.00	100	251	PEAK																											
Avg	<table border="1"> <thead> <tr> <th>Limit</th> <th>Read</th> <th>Ant</th> <th>Cable</th> <th>Preamp</th> <th>Aux</th> <th>APos</th> <th>TPos</th> </tr> <tr> <th>Freq</th> <th>Level</th> <th>Line</th> <th>Margin</th> <th>Level</th> <th>Factor</th> <th>Loss</th> <th>Factor</th> </tr> <tr> <th>MHz</th> <th>dBuV/m</th> <th>dBuV/m</th> <th>dB</th> <th>dBuV</th> <th>dB/m</th> <th>dB</th> <th>dB</th> </tr> </thead> <tbody> <tr> <td>1</td> <td>5352.22</td> <td>50.79</td> <td>54.00</td> <td>-3.21</td> <td>37.03</td> <td>34.78</td> <td>12.05</td> <td>33.07</td> <td>0.00</td> <td>100</td> <td>251</td> <td>AVERAGE</td> </tr> </tbody> </table>	Limit	Read	Ant	Cable	Preamp	Aux	APos	TPos	Freq	Level	Line	Margin	Level	Factor	Loss	Factor	MHz	dBuV/m	dBuV/m	dB	dBuV	dB/m	dB	dB	1	5352.22	50.79	54.00	-3.21	37.03	34.78	12.05	33.07	0.00	100	251	AVERAGE	Blank
Limit	Read	Ant	Cable	Preamp	Aux	APos	TPos																																
Freq	Level	Line	Margin	Level	Factor	Loss	Factor																																
MHz	dBuV/m	dBuV/m	dB	dBuV	dB/m	dB	dB																																
1	5352.22	50.79	54.00	-3.21	37.03	34.78	12.05	33.07	0.00	100	251	AVERAGE																											



		27																																																																										
Mode		Band Edge - L																																																																										
		U-NII-2A_5.25-5.35_802.11ac VHT80_CH58_5290MHz																																																																										
Pol.	Vertical	Fundamental																																																																										
Peak	 <p>Level (dBuV/m) vs Frequency (MHz) for Vertical polarization. The plot shows a signal level around 45 dBuV/m with a sharp peak at 5290 MHz reaching approximately 90 dBuV/m. A red limit line for '5G BAND 1-3' is shown at 75 dBuV/m.</p> <table border="1"> <thead> <tr> <th>Limit</th> <th>Read</th> <th>Ant</th> <th>Cable</th> <th>Preamp</th> <th>Aux</th> <th>APos</th> <th>TPos</th> </tr> <tr> <th>Freq</th> <th>Level</th> <th>Line</th> <th>Margin</th> <th>Level</th> <th>Factor</th> <th>Loss</th> <th>Factor</th> </tr> <tr> <th>MHz</th> <th>dBuV/m</th> <th>dBuV/m</th> <th>dB</th> <th>dBuV</th> <th>dB/m</th> <th>dB</th> <th>dB</th> </tr> </thead> <tbody> <tr> <td>1</td> <td>5086.42</td> <td>55.84</td> <td>74.00</td> <td>-18.16</td> <td>42.62</td> <td>34.57</td> <td>11.81</td> <td>33.16</td> <td>0.00</td> <td>340</td> <td>0</td> <td>PEAK</td> </tr> </tbody> </table>	Limit	Read	Ant	Cable	Preamp	Aux	APos	TPos	Freq	Level	Line	Margin	Level	Factor	Loss	Factor	MHz	dBuV/m	dBuV/m	dB	dBuV	dB/m	dB	dB	1	5086.42	55.84	74.00	-18.16	42.62	34.57	11.81	33.16	0.00	340	0	PEAK	 <p>Level (dBuV/m) vs Frequency (MHz) for Fundamental polarization. The plot shows a signal level around 45 dBuV/m with a sharp peak at 5290 MHz reaching approximately 90 dBuV/m. A red limit line for '5G BAND 1-3' is shown at 75 dBuV/m.</p> <table border="1"> <thead> <tr> <th>Limit</th> <th>Read</th> <th>Ant</th> <th>Cable</th> <th>Preamp</th> <th>Aux</th> <th>APos</th> <th>TPos</th> </tr> <tr> <th>Freq</th> <th>Level</th> <th>Line</th> <th>Margin</th> <th>Level</th> <th>Factor</th> <th>Loss</th> <th>Factor</th> </tr> <tr> <th>MHz</th> <th>dBuV/m</th> <th>dBuV/m</th> <th>dB</th> <th>dBuV</th> <th>dB/m</th> <th>dB</th> <th>dB</th> </tr> </thead> <tbody> <tr> <td>1</td> <td>5290.00</td> <td>93.11</td> <td>-----</td> <td>-----</td> <td>79.48</td> <td>34.73</td> <td>11.99</td> <td>33.09</td> <td>0.00</td> <td>340</td> <td>0</td> <td>PEAK</td> </tr> </tbody> </table>	Limit	Read	Ant	Cable	Preamp	Aux	APos	TPos	Freq	Level	Line	Margin	Level	Factor	Loss	Factor	MHz	dBuV/m	dBuV/m	dB	dBuV	dB/m	dB	dB	1	5290.00	93.11	-----	-----	79.48	34.73	11.99	33.09	0.00	340	0	PEAK
Limit	Read	Ant	Cable	Preamp	Aux	APos	TPos																																																																					
Freq	Level	Line	Margin	Level	Factor	Loss	Factor																																																																					
MHz	dBuV/m	dBuV/m	dB	dBuV	dB/m	dB	dB																																																																					
1	5086.42	55.84	74.00	-18.16	42.62	34.57	11.81	33.16	0.00	340	0	PEAK																																																																
Limit	Read	Ant	Cable	Preamp	Aux	APos	TPos																																																																					
Freq	Level	Line	Margin	Level	Factor	Loss	Factor																																																																					
MHz	dBuV/m	dBuV/m	dB	dBuV	dB/m	dB	dB																																																																					
1	5290.00	93.11	-----	-----	79.48	34.73	11.99	33.09	0.00	340	0	PEAK																																																																
Avg	 <p>Level (dBuV/m) vs Frequency (MHz) for Average Vertical polarization. The plot shows a signal level around 45 dBuV/m with a sharp peak at 5290 MHz reaching approximately 85 dBuV/m. A red limit line for '5G BAND 1-3 (AVG)' is shown at 55 dBuV/m.</p> <table border="1"> <thead> <tr> <th>Limit</th> <th>Read</th> <th>Ant</th> <th>Cable</th> <th>Preamp</th> <th>Aux</th> <th>APos</th> <th>TPos</th> </tr> <tr> <th>Freq</th> <th>Level</th> <th>Line</th> <th>Margin</th> <th>Level</th> <th>Factor</th> <th>Loss</th> <th>Factor</th> </tr> <tr> <th>MHz</th> <th>dBuV/m</th> <th>dBuV/m</th> <th>dB</th> <th>dBuV</th> <th>dB/m</th> <th>dB</th> <th>dB</th> </tr> </thead> <tbody> <tr> <td>1</td> <td>5113.39</td> <td>45.72</td> <td>54.00</td> <td>-8.28</td> <td>32.45</td> <td>34.59</td> <td>11.83</td> <td>33.15</td> <td>0.00</td> <td>340</td> <td>0</td> <td>AVERAGE</td> </tr> </tbody> </table>	Limit	Read	Ant	Cable	Preamp	Aux	APos	TPos	Freq	Level	Line	Margin	Level	Factor	Loss	Factor	MHz	dBuV/m	dBuV/m	dB	dBuV	dB/m	dB	dB	1	5113.39	45.72	54.00	-8.28	32.45	34.59	11.83	33.15	0.00	340	0	AVERAGE	 <p>Level (dBuV/m) vs Frequency (MHz) for Average Fundamental polarization. The plot shows a signal level around 45 dBuV/m with a sharp peak at 5290 MHz reaching approximately 85 dBuV/m. A red limit line for '5G BAND 1-3 (AVG)' is shown at 55 dBuV/m.</p> <table border="1"> <thead> <tr> <th>Limit</th> <th>Read</th> <th>Ant</th> <th>Cable</th> <th>Preamp</th> <th>Aux</th> <th>APos</th> <th>TPos</th> </tr> <tr> <th>Freq</th> <th>Level</th> <th>Line</th> <th>Margin</th> <th>Level</th> <th>Factor</th> <th>Loss</th> <th>Factor</th> </tr> <tr> <th>MHz</th> <th>dBuV/m</th> <th>dBuV/m</th> <th>dB</th> <th>dBuV</th> <th>dB/m</th> <th>dB</th> <th>dB</th> </tr> </thead> <tbody> <tr> <td>1</td> <td>5290.00</td> <td>85.65</td> <td>-----</td> <td>-----</td> <td>72.02</td> <td>34.73</td> <td>11.99</td> <td>33.09</td> <td>0.00</td> <td>340</td> <td>0</td> <td>AVERAGE</td> </tr> </tbody> </table>	Limit	Read	Ant	Cable	Preamp	Aux	APos	TPos	Freq	Level	Line	Margin	Level	Factor	Loss	Factor	MHz	dBuV/m	dBuV/m	dB	dBuV	dB/m	dB	dB	1	5290.00	85.65	-----	-----	72.02	34.73	11.99	33.09	0.00	340	0	AVERAGE
Limit	Read	Ant	Cable	Preamp	Aux	APos	TPos																																																																					
Freq	Level	Line	Margin	Level	Factor	Loss	Factor																																																																					
MHz	dBuV/m	dBuV/m	dB	dBuV	dB/m	dB	dB																																																																					
1	5113.39	45.72	54.00	-8.28	32.45	34.59	11.83	33.15	0.00	340	0	AVERAGE																																																																
Limit	Read	Ant	Cable	Preamp	Aux	APos	TPos																																																																					
Freq	Level	Line	Margin	Level	Factor	Loss	Factor																																																																					
MHz	dBuV/m	dBuV/m	dB	dBuV	dB/m	dB	dB																																																																					
1	5290.00	85.65	-----	-----	72.02	34.73	11.99	33.09	0.00	340	0	AVERAGE																																																																

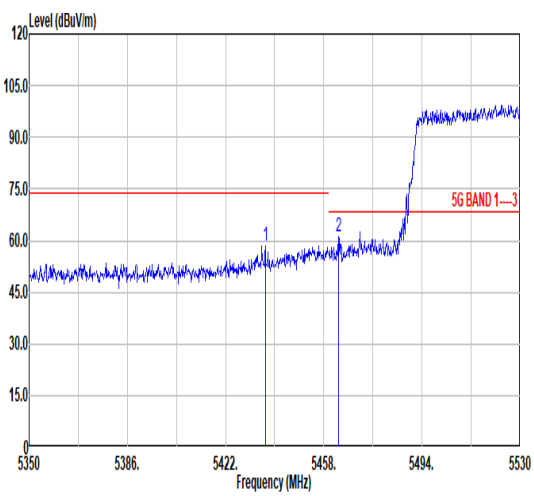
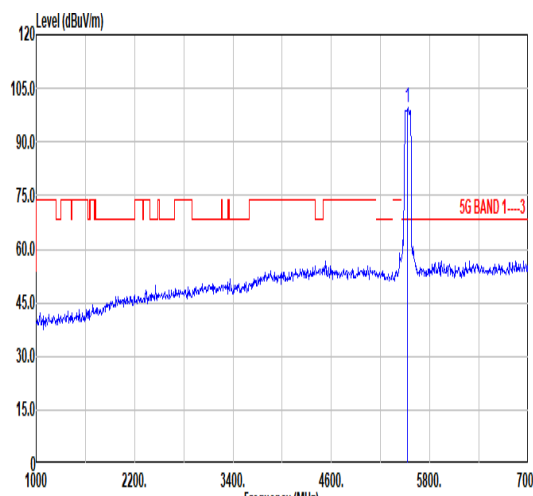
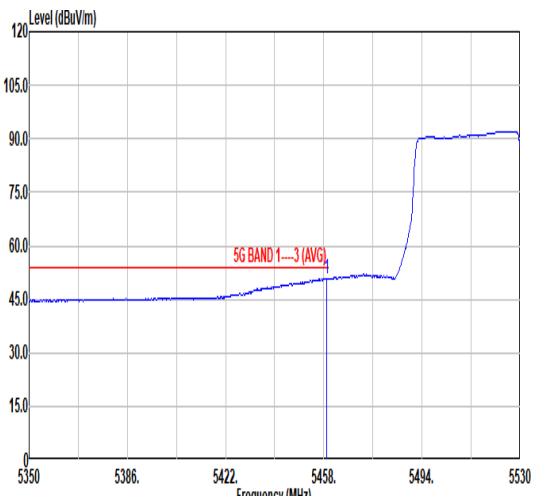
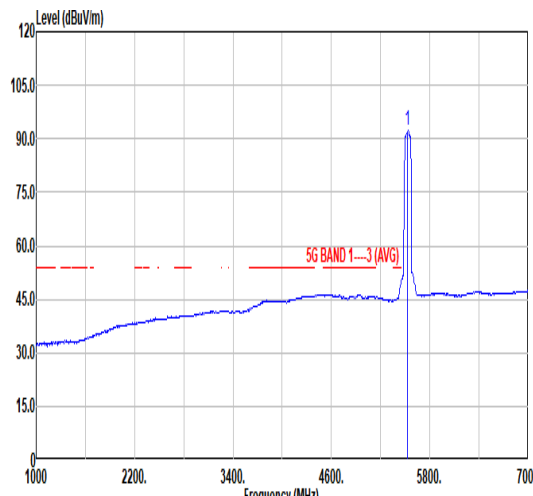


27																																							
Band Edge - R																																							
U-NII-2A_5.25-5.35_802.11ac VHT80_CH58_5290MHz																																							
Pol.	Vertical																																						
Peak	<table border="1"> <thead> <tr> <th>Limit</th> <th>Read</th> <th>Ant</th> <th>Cable</th> <th>Preamp</th> <th>Aux</th> <th>APos</th> <th>TPos</th> </tr> <tr> <th>Freq</th> <th>Level</th> <th>Line</th> <th>Margin</th> <th>Level</th> <th>Factor</th> <th>Loss</th> <th>Factor</th> </tr> <tr> <th>MHz</th> <th>dBuV/m</th> <th>dBuV/m</th> <th>dB</th> <th>dBuV</th> <th>dB/m</th> <th>dB</th> <th>dB</th> </tr> </thead> <tbody> <tr> <td>1</td> <td>5370.75</td> <td>53.73</td> <td>74.00</td> <td>-20.27</td> <td>39.94</td> <td>34.00</td> <td>12.06</td> <td>33.07</td> <td>0.00</td> <td>340</td> <td>0</td> <td>PEAK</td> </tr> </tbody> </table>	Limit	Read	Ant	Cable	Preamp	Aux	APos	TPos	Freq	Level	Line	Margin	Level	Factor	Loss	Factor	MHz	dBuV/m	dBuV/m	dB	dBuV	dB/m	dB	dB	1	5370.75	53.73	74.00	-20.27	39.94	34.00	12.06	33.07	0.00	340	0	PEAK	Fundamental
	Limit	Read	Ant	Cable	Preamp	Aux	APos	TPos																															
Freq	Level	Line	Margin	Level	Factor	Loss	Factor																																
MHz	dBuV/m	dBuV/m	dB	dBuV	dB/m	dB	dB																																
1	5370.75	53.73	74.00	-20.27	39.94	34.00	12.06	33.07	0.00	340	0	PEAK																											
Blank		Blank																																					
Avg	<table border="1"> <thead> <tr> <th>Limit</th> <th>Read</th> <th>Ant</th> <th>Cable</th> <th>Preamp</th> <th>Aux</th> <th>APos</th> <th>TPos</th> </tr> <tr> <th>Freq</th> <th>Level</th> <th>Line</th> <th>Margin</th> <th>Level</th> <th>Factor</th> <th>Loss</th> <th>Factor</th> </tr> <tr> <th>MHz</th> <th>dBuV/m</th> <th>dBuV/m</th> <th>dB</th> <th>dBuV</th> <th>dB/m</th> <th>dB</th> <th>dB</th> </tr> </thead> <tbody> <tr> <td>1</td> <td>5459.15</td> <td>45.41</td> <td>54.00</td> <td>-8.59</td> <td>31.43</td> <td>34.87</td> <td>12.15</td> <td>33.04</td> <td>0.00</td> <td>340</td> <td>0</td> <td>AVERAGE</td> </tr> </tbody> </table>	Limit	Read	Ant	Cable	Preamp	Aux	APos	TPos	Freq	Level	Line	Margin	Level	Factor	Loss	Factor	MHz	dBuV/m	dBuV/m	dB	dBuV	dB/m	dB	dB	1	5459.15	45.41	54.00	-8.59	31.43	34.87	12.15	33.04	0.00	340	0	AVERAGE	Fundamental
	Limit	Read	Ant	Cable	Preamp	Aux	APos	TPos																															
Freq	Level	Line	Margin	Level	Factor	Loss	Factor																																
MHz	dBuV/m	dBuV/m	dB	dBuV	dB/m	dB	dB																																
1	5459.15	45.41	54.00	-8.59	31.43	34.87	12.15	33.04	0.00	340	0	AVERAGE																											
Blank		Blank																																					



Mode	27																																																																																																									
	Harmonic																																																																																																									
	U-NII-2A_5.25-5.35_802.11ac VHT80_CH58_5290MHz																																																																																																									
Pol.	Horizontal	Vertical																																																																																																								
Peak Avg	<table border="1"> <thead> <tr> <th>Limit</th> <th>Read</th> <th>Ant</th> <th>Cable</th> <th>Preamp</th> <th>Aux</th> <th>APos</th> <th>TPos</th> <th>Remark</th> </tr> <tr> <th>Freq</th> <th>Level</th> <th>Line</th> <th>Margin</th> <th>Level</th> <th>Factor</th> <th>Loss</th> <th>Factor</th> <th>Factor</th> </tr> <tr> <th>MHz</th> <th>dBuV/m</th> <th>dBuV/m</th> <th>dB</th> <th>dBuV</th> <th>dB/m</th> <th>dB</th> <th>dB</th> <th>cm</th> <th>deg</th> </tr> </thead> <tbody> <tr> <td>1</td> <td>7055.00</td> <td>56.74</td> <td>68.30</td> <td>-11.56</td> <td>71.54</td> <td>35.70</td> <td>11.53</td> <td>62.03</td> <td>0.00</td> <td>300</td> <td>56 Peak</td> </tr> <tr> <td>2</td> <td>10580.00</td> <td>45.95</td> <td>68.30</td> <td>-22.35</td> <td>55.55</td> <td>37.75</td> <td>14.28</td> <td>61.63</td> <td>0.00</td> <td>300</td> <td>0 PEAK</td> </tr> </tbody> </table>	Limit	Read	Ant	Cable	Preamp	Aux	APos	TPos	Remark	Freq	Level	Line	Margin	Level	Factor	Loss	Factor	Factor	MHz	dBuV/m	dBuV/m	dB	dBuV	dB/m	dB	dB	cm	deg	1	7055.00	56.74	68.30	-11.56	71.54	35.70	11.53	62.03	0.00	300	56 Peak	2	10580.00	45.95	68.30	-22.35	55.55	37.75	14.28	61.63	0.00	300	0 PEAK	<table border="1"> <thead> <tr> <th>Limit</th> <th>Read</th> <th>Ant</th> <th>Cable</th> <th>Preamp</th> <th>Aux</th> <th>APos</th> <th>TPos</th> <th>Remark</th> </tr> <tr> <th>Freq</th> <th>Level</th> <th>Line</th> <th>Margin</th> <th>Level</th> <th>Factor</th> <th>Loss</th> <th>Factor</th> <th>Factor</th> </tr> <tr> <th>MHz</th> <th>dBuV/m</th> <th>dBuV/m</th> <th>dB</th> <th>dBuV</th> <th>dB/m</th> <th>dB</th> <th>dB</th> <th>cm</th> <th>deg</th> </tr> </thead> <tbody> <tr> <td>1</td> <td>7055.00</td> <td>54.76</td> <td>68.30</td> <td>-13.54</td> <td>69.56</td> <td>35.70</td> <td>11.53</td> <td>62.03</td> <td>0.00</td> <td>100</td> <td>252 Peak</td> </tr> <tr> <td>2</td> <td>10580.00</td> <td>46.12</td> <td>68.30</td> <td>-22.18</td> <td>55.72</td> <td>37.75</td> <td>14.28</td> <td>61.63</td> <td>0.00</td> <td>100</td> <td>0 PEAK</td> </tr> </tbody> </table>	Limit	Read	Ant	Cable	Preamp	Aux	APos	TPos	Remark	Freq	Level	Line	Margin	Level	Factor	Loss	Factor	Factor	MHz	dBuV/m	dBuV/m	dB	dBuV	dB/m	dB	dB	cm	deg	1	7055.00	54.76	68.30	-13.54	69.56	35.70	11.53	62.03	0.00	100	252 Peak	2	10580.00	46.12	68.30	-22.18	55.72	37.75	14.28	61.63	0.00	100	0 PEAK
Limit	Read	Ant	Cable	Preamp	Aux	APos	TPos	Remark																																																																																																		
Freq	Level	Line	Margin	Level	Factor	Loss	Factor	Factor																																																																																																		
MHz	dBuV/m	dBuV/m	dB	dBuV	dB/m	dB	dB	cm	deg																																																																																																	
1	7055.00	56.74	68.30	-11.56	71.54	35.70	11.53	62.03	0.00	300	56 Peak																																																																																															
2	10580.00	45.95	68.30	-22.35	55.55	37.75	14.28	61.63	0.00	300	0 PEAK																																																																																															
Limit	Read	Ant	Cable	Preamp	Aux	APos	TPos	Remark																																																																																																		
Freq	Level	Line	Margin	Level	Factor	Loss	Factor	Factor																																																																																																		
MHz	dBuV/m	dBuV/m	dB	dBuV	dB/m	dB	dB	cm	deg																																																																																																	
1	7055.00	54.76	68.30	-13.54	69.56	35.70	11.53	62.03	0.00	100	252 Peak																																																																																															
2	10580.00	46.12	68.30	-22.18	55.72	37.75	14.28	61.63	0.00	100	0 PEAK																																																																																															



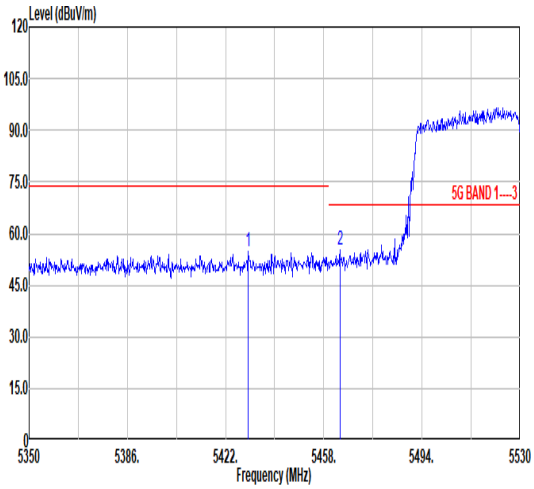
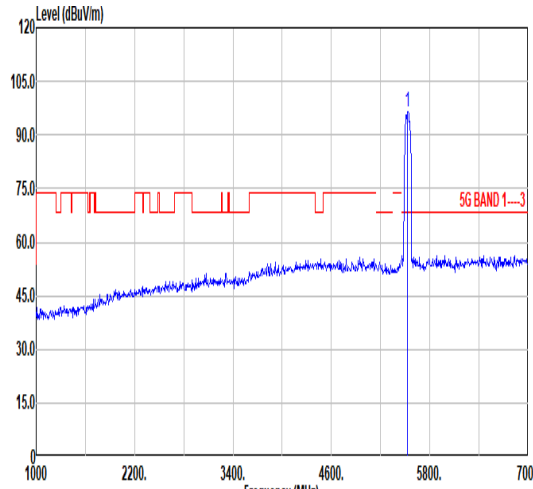
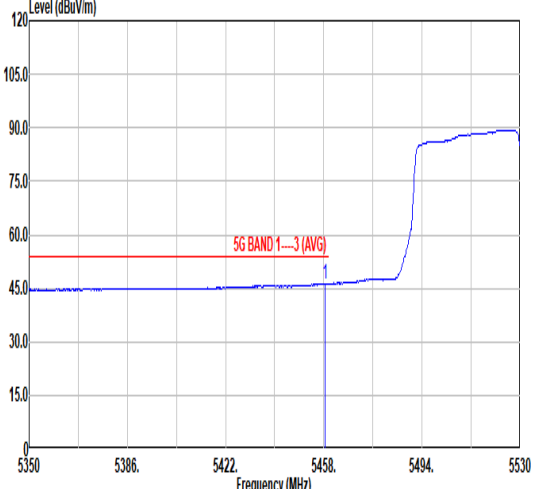
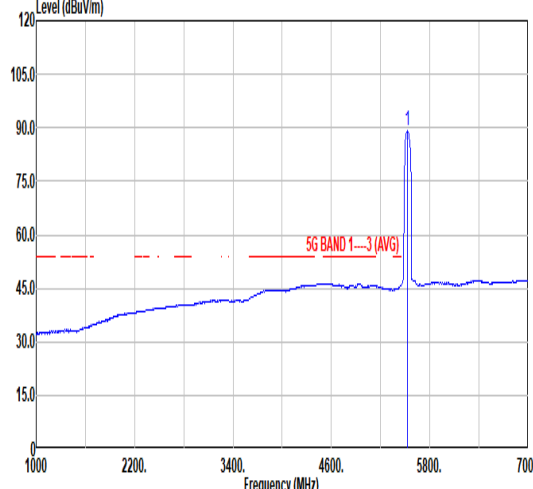
		28																																																																																
Mode		Band Edge - L																																																																																
		U-NII-2C_5.47-5.725_802.11ac VHT80_CH106_5530MHz																																																																																
Pol.		Horizontal					Fundamental																																																																											
Peak	 <p>Level (dBuV/m) vs Frequency (MHz) for Horizontal polarization. Shows a signal rising from ~45 dBuV/m at 5350 MHz to ~95 dBuV/m at 5530 MHz. A red line indicates the 5G BAND 1-3 limit at approximately 75 dBuV/m.</p> <table border="1"> <thead> <tr> <th></th> <th>Limit</th> <th>Read</th> <th>Ant</th> <th>Cable</th> <th>Preamp</th> <th>Aux</th> <th>APos</th> <th>TPos</th> <th colspan="2">Remark</th> </tr> <tr> <th>MHz</th> <th>dBuV/m</th> <th>dBuV/m</th> <th>dB</th> <th>dBuV</th> <th>dB/m</th> <th>dB</th> <th>dB</th> <th>cm</th> <th>deg</th> <th></th> </tr> </thead> <tbody> <tr> <td>1</td> <td>5436.58</td> <td>58.59</td> <td>74.00</td> <td>-15.41</td> <td>44.66</td> <td>34.85</td> <td>12.13</td> <td>33.05</td> <td>0.00</td> <td>100</td> <td>263 PEAK</td> </tr> <tr> <td>2</td> <td>5463.40</td> <td>61.27</td> <td>68.30</td> <td>-7.03</td> <td>47.28</td> <td>34.87</td> <td>12.15</td> <td>33.03</td> <td>0.00</td> <td>100</td> <td>263 PEAK</td> </tr> </tbody> </table>		Limit	Read	Ant	Cable	Preamp	Aux	APos	TPos	Remark		MHz	dBuV/m	dBuV/m	dB	dBuV	dB/m	dB	dB	cm	deg		1	5436.58	58.59	74.00	-15.41	44.66	34.85	12.13	33.05	0.00	100	263 PEAK	2	5463.40	61.27	68.30	-7.03	47.28	34.87	12.15	33.03	0.00	100	263 PEAK	 <p>Peak Fundamental Spectrum Plot. Shows a sharp peak at 5530 MHz reaching ~100 dBuV/m. A red line indicates the 5G BAND 1-3 limit at approximately 75 dBuV/m.</p> <table border="1"> <thead> <tr> <th></th> <th>Limit</th> <th>Read</th> <th>Ant</th> <th>Cable</th> <th>Preamp</th> <th>Aux</th> <th>APos</th> <th>TPos</th> <th colspan="2">Remark</th> </tr> <tr> <th>MHz</th> <th>dBuV/m</th> <th>dBuV/m</th> <th>dB</th> <th>dBuV</th> <th>dB/m</th> <th>dB</th> <th>dB</th> <th>cm</th> <th>deg</th> <th></th> </tr> </thead> <tbody> <tr> <td>1</td> <td>5530.00</td> <td>99.66</td> <td>-----</td> <td>-----</td> <td>85.51</td> <td>34.94</td> <td>12.22</td> <td>33.01</td> <td>0.00</td> <td>100</td> <td>263 PEAK</td> </tr> </tbody> </table>		Limit	Read	Ant	Cable	Preamp	Aux	APos	TPos	Remark		MHz	dBuV/m	dBuV/m	dB	dBuV	dB/m	dB	dB	cm	deg		1	5530.00	99.66	-----	-----	85.51	34.94	12.22	33.01	0.00	100	263 PEAK
		Limit	Read	Ant	Cable	Preamp	Aux	APos	TPos	Remark																																																																								
MHz	dBuV/m	dBuV/m	dB	dBuV	dB/m	dB	dB	cm	deg																																																																									
1	5436.58	58.59	74.00	-15.41	44.66	34.85	12.13	33.05	0.00	100	263 PEAK																																																																							
2	5463.40	61.27	68.30	-7.03	47.28	34.87	12.15	33.03	0.00	100	263 PEAK																																																																							
	Limit	Read	Ant	Cable	Preamp	Aux	APos	TPos	Remark																																																																									
MHz	dBuV/m	dBuV/m	dB	dBuV	dB/m	dB	dB	cm	deg																																																																									
1	5530.00	99.66	-----	-----	85.51	34.94	12.22	33.01	0.00	100	263 PEAK																																																																							
Avg	 <p>Average Horizontal Spectrum Plot. Shows the average signal level across the frequency range. A red line indicates the 5G BAND 1-3 (AVG) limit at approximately 55 dBuV/m.</p> <table border="1"> <thead> <tr> <th></th> <th>Limit</th> <th>Read</th> <th>Ant</th> <th>Cable</th> <th>Preamp</th> <th>Aux</th> <th>APos</th> <th>TPos</th> <th colspan="2">Remark</th> </tr> <tr> <th>MHz</th> <th>dBuV/m</th> <th>dBuV/m</th> <th>dB</th> <th>dBuV</th> <th>dB/m</th> <th>dB</th> <th>dB</th> <th>cm</th> <th>deg</th> <th></th> </tr> </thead> <tbody> <tr> <td>1</td> <td>5459.08</td> <td>50.89</td> <td>54.00</td> <td>-3.11</td> <td>36.91</td> <td>34.87</td> <td>12.15</td> <td>33.04</td> <td>0.00</td> <td>100</td> <td>263 AVERAGE</td> </tr> </tbody> </table>		Limit	Read	Ant	Cable	Preamp	Aux	APos	TPos	Remark		MHz	dBuV/m	dBuV/m	dB	dBuV	dB/m	dB	dB	cm	deg		1	5459.08	50.89	54.00	-3.11	36.91	34.87	12.15	33.04	0.00	100	263 AVERAGE	 <p>Average Fundamental Spectrum Plot. Shows the average signal level. A red line indicates the 5G BAND 1-3 (AVG) limit at approximately 55 dBuV/m.</p> <table border="1"> <thead> <tr> <th></th> <th>Limit</th> <th>Read</th> <th>Ant</th> <th>Cable</th> <th>Preamp</th> <th>Aux</th> <th>APos</th> <th>TPos</th> <th colspan="2">Remark</th> </tr> <tr> <th>MHz</th> <th>dBuV/m</th> <th>dBuV/m</th> <th>dB</th> <th>dBuV</th> <th>dB/m</th> <th>dB</th> <th>dB</th> <th>cm</th> <th>deg</th> <th></th> </tr> </thead> <tbody> <tr> <td>1</td> <td>5530.00</td> <td>92.18</td> <td>-----</td> <td>-----</td> <td>78.03</td> <td>34.94</td> <td>12.22</td> <td>33.01</td> <td>0.00</td> <td>100</td> <td>263 AVERAGE</td> </tr> </tbody> </table>		Limit	Read	Ant	Cable	Preamp	Aux	APos	TPos	Remark		MHz	dBuV/m	dBuV/m	dB	dBuV	dB/m	dB	dB	cm	deg		1	5530.00	92.18	-----	-----	78.03	34.94	12.22	33.01	0.00	100	263 AVERAGE												
		Limit	Read	Ant	Cable	Preamp	Aux	APos	TPos	Remark																																																																								
MHz	dBuV/m	dBuV/m	dB	dBuV	dB/m	dB	dB	cm	deg																																																																									
1	5459.08	50.89	54.00	-3.11	36.91	34.87	12.15	33.04	0.00	100	263 AVERAGE																																																																							
	Limit	Read	Ant	Cable	Preamp	Aux	APos	TPos	Remark																																																																									
MHz	dBuV/m	dBuV/m	dB	dBuV	dB/m	dB	dB	cm	deg																																																																									
1	5530.00	92.18	-----	-----	78.03	34.94	12.22	33.01	0.00	100	263 AVERAGE																																																																							



Mode	28																																									
	Band Edge - R																																									
	U-NII-2C_5.47-5.725_802.11ac VHT80_CH106_5530MHz																																									
Pol.	Horizontal	Fundamental																																								
Peak	<table border="1"> <thead> <tr> <th>Limit</th> <th>Read</th> <th>Ant</th> <th>Cable</th> <th>Preamp</th> <th>Aux</th> <th>APos</th> <th>TPos</th> <th>Remark</th> </tr> <tr> <th>Freq</th> <th>Level</th> <th>Line</th> <th>Margin</th> <th>Level</th> <th>Factor</th> <th>Loss</th> <th>Factor</th> <th>Factor</th> </tr> <tr> <th>MHz</th> <th>dBuV/m</th> <th>dBuV/m</th> <th>dB</th> <th>dBuV</th> <th>dB/m</th> <th>dB</th> <th>dB</th> <th>dB</th> </tr> </thead> <tbody> <tr> <td>1</td> <td>5726.93</td> <td>56.22</td> <td>68.30</td> <td>-12.08</td> <td>41.62</td> <td>35.16</td> <td>12.39</td> <td>32.95</td> <td>0.00</td> <td>100</td> <td>263</td> <td>PEAK</td> </tr> </tbody> </table>	Limit	Read	Ant	Cable	Preamp	Aux	APos	TPos	Remark	Freq	Level	Line	Margin	Level	Factor	Loss	Factor	Factor	MHz	dBuV/m	dBuV/m	dB	dBuV	dB/m	dB	dB	dB	1	5726.93	56.22	68.30	-12.08	41.62	35.16	12.39	32.95	0.00	100	263	PEAK	Blank
Limit	Read	Ant	Cable	Preamp	Aux	APos	TPos	Remark																																		
Freq	Level	Line	Margin	Level	Factor	Loss	Factor	Factor																																		
MHz	dBuV/m	dBuV/m	dB	dBuV	dB/m	dB	dB	dB																																		
1	5726.93	56.22	68.30	-12.08	41.62	35.16	12.39	32.95	0.00	100	263	PEAK																														





		28																																																																																				
Mode	Band Edge - L																																																																																					
	U-NII-2C_5.47-5.725_802.11ac VHT80_CH106_5530MHz																																																																																					
Pol.	Vertical	Fundamental																																																																																				
Peak	 <table border="1" data-bbox="263 1041 774 1187"> <thead> <tr> <th></th> <th>Limit Freq</th> <th>Level</th> <th>Line Margin</th> <th>Read Level</th> <th>Ant Factor</th> <th>Cable Loss</th> <th>Preamp Factor</th> <th>Aux Factor</th> <th>APos</th> <th>TPos</th> <th>Remark</th> </tr> <tr> <th></th> <th>MHz</th> <th>dBuV/m</th> <th>dB</th> <th>dBuV</th> <th>dB/m</th> <th>dB</th> <th>dB</th> <th>dB</th> <th>cm</th> <th>deg</th> <th></th> </tr> </thead> <tbody> <tr> <td>1</td> <td>5430.28</td> <td>54.64</td> <td>74.00</td> <td>-19.36</td> <td>40.73</td> <td>34.84</td> <td>12.12</td> <td>33.05</td> <td>0.00</td> <td>391</td> <td>27 PEAK</td> </tr> <tr> <td>2</td> <td>5463.94</td> <td>55.03</td> <td>68.30</td> <td>-13.27</td> <td>41.04</td> <td>34.87</td> <td>12.15</td> <td>33.03</td> <td>0.00</td> <td>391</td> <td>27 PEAK</td> </tr> </tbody> </table>		Limit Freq	Level	Line Margin	Read Level	Ant Factor	Cable Loss	Preamp Factor	Aux Factor	APos	TPos	Remark		MHz	dBuV/m	dB	dBuV	dB/m	dB	dB	dB	cm	deg		1	5430.28	54.64	74.00	-19.36	40.73	34.84	12.12	33.05	0.00	391	27 PEAK	2	5463.94	55.03	68.30	-13.27	41.04	34.87	12.15	33.03	0.00	391	27 PEAK	 <table border="1" data-bbox="901 1041 1412 1187"> <thead> <tr> <th></th> <th>Limit Freq</th> <th>Level</th> <th>Line Margin</th> <th>Read Level</th> <th>Ant Factor</th> <th>Cable Loss</th> <th>Preamp Factor</th> <th>Aux Factor</th> <th>APos</th> <th>TPos</th> <th>Remark</th> </tr> <tr> <th></th> <th>MHz</th> <th>dBuV/m</th> <th>dB</th> <th>dBuV</th> <th>dB/m</th> <th>dB</th> <th>dB</th> <th>dB</th> <th>cm</th> <th>deg</th> <th></th> </tr> </thead> <tbody> <tr> <td>1</td> <td>5530.00</td> <td>96.48</td> <td>-----</td> <td>82.35</td> <td>34.93</td> <td>12.21</td> <td>33.01</td> <td>0.00</td> <td>391</td> <td>27</td> <td>PEAK</td> </tr> </tbody> </table>		Limit Freq	Level	Line Margin	Read Level	Ant Factor	Cable Loss	Preamp Factor	Aux Factor	APos	TPos	Remark		MHz	dBuV/m	dB	dBuV	dB/m	dB	dB	dB	cm	deg		1	5530.00	96.48	-----	82.35	34.93	12.21	33.01	0.00	391	27	PEAK
		Limit Freq	Level	Line Margin	Read Level	Ant Factor	Cable Loss	Preamp Factor	Aux Factor	APos	TPos	Remark																																																																										
	MHz	dBuV/m	dB	dBuV	dB/m	dB	dB	dB	cm	deg																																																																												
1	5430.28	54.64	74.00	-19.36	40.73	34.84	12.12	33.05	0.00	391	27 PEAK																																																																											
2	5463.94	55.03	68.30	-13.27	41.04	34.87	12.15	33.03	0.00	391	27 PEAK																																																																											
	Limit Freq	Level	Line Margin	Read Level	Ant Factor	Cable Loss	Preamp Factor	Aux Factor	APos	TPos	Remark																																																																											
	MHz	dBuV/m	dB	dBuV	dB/m	dB	dB	dB	cm	deg																																																																												
1	5530.00	96.48	-----	82.35	34.93	12.21	33.01	0.00	391	27	PEAK																																																																											
Avg	 <table border="1" data-bbox="263 1729 774 1874"> <thead> <tr> <th></th> <th>Limit Freq</th> <th>Level</th> <th>Line Margin</th> <th>Read Level</th> <th>Ant Factor</th> <th>Cable Loss</th> <th>Preamp Factor</th> <th>Aux Factor</th> <th>APos</th> <th>TPos</th> <th>Remark</th> </tr> <tr> <th></th> <th>MHz</th> <th>dBuV/m</th> <th>dB</th> <th>dBuV</th> <th>dB/m</th> <th>dB</th> <th>dB</th> <th>dB</th> <th>cm</th> <th>deg</th> <th></th> </tr> </thead> <tbody> <tr> <td>1</td> <td>5458.54</td> <td>46.35</td> <td>54.00</td> <td>-7.65</td> <td>32.37</td> <td>34.87</td> <td>12.15</td> <td>33.04</td> <td>0.00</td> <td>391</td> <td>27 AVERAGE</td> </tr> </tbody> </table>		Limit Freq	Level	Line Margin	Read Level	Ant Factor	Cable Loss	Preamp Factor	Aux Factor	APos	TPos	Remark		MHz	dBuV/m	dB	dBuV	dB/m	dB	dB	dB	cm	deg		1	5458.54	46.35	54.00	-7.65	32.37	34.87	12.15	33.04	0.00	391	27 AVERAGE	 <table border="1" data-bbox="901 1729 1412 1874"> <thead> <tr> <th></th> <th>Limit Freq</th> <th>Level</th> <th>Line Margin</th> <th>Read Level</th> <th>Ant Factor</th> <th>Cable Loss</th> <th>Preamp Factor</th> <th>Aux Factor</th> <th>APos</th> <th>TPos</th> <th>Remark</th> </tr> <tr> <th></th> <th>MHz</th> <th>dBuV/m</th> <th>dB</th> <th>dBuV</th> <th>dB/m</th> <th>dB</th> <th>dB</th> <th>dB</th> <th>cm</th> <th>deg</th> <th></th> </tr> </thead> <tbody> <tr> <td>1</td> <td>5530.00</td> <td>89.14</td> <td>-----</td> <td>75.01</td> <td>34.93</td> <td>12.21</td> <td>33.01</td> <td>0.00</td> <td>391</td> <td>27</td> <td>AVERAGE</td> </tr> </tbody> </table>		Limit Freq	Level	Line Margin	Read Level	Ant Factor	Cable Loss	Preamp Factor	Aux Factor	APos	TPos	Remark		MHz	dBuV/m	dB	dBuV	dB/m	dB	dB	dB	cm	deg		1	5530.00	89.14	-----	75.01	34.93	12.21	33.01	0.00	391	27	AVERAGE												
		Limit Freq	Level	Line Margin	Read Level	Ant Factor	Cable Loss	Preamp Factor	Aux Factor	APos	TPos	Remark																																																																										
	MHz	dBuV/m	dB	dBuV	dB/m	dB	dB	dB	cm	deg																																																																												
1	5458.54	46.35	54.00	-7.65	32.37	34.87	12.15	33.04	0.00	391	27 AVERAGE																																																																											
	Limit Freq	Level	Line Margin	Read Level	Ant Factor	Cable Loss	Preamp Factor	Aux Factor	APos	TPos	Remark																																																																											
	MHz	dBuV/m	dB	dBuV	dB/m	dB	dB	dB	cm	deg																																																																												
1	5530.00	89.14	-----	75.01	34.93	12.21	33.01	0.00	391	27	AVERAGE																																																																											

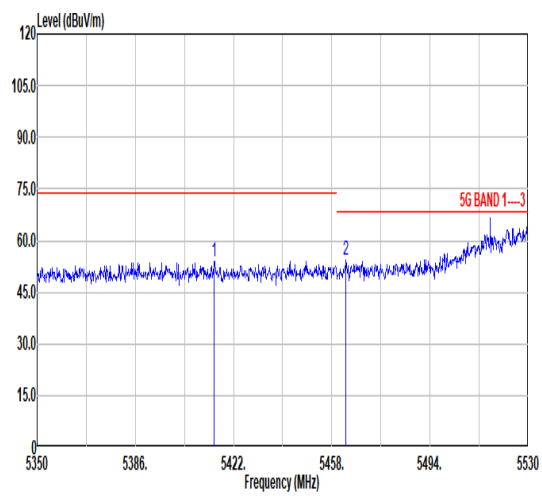
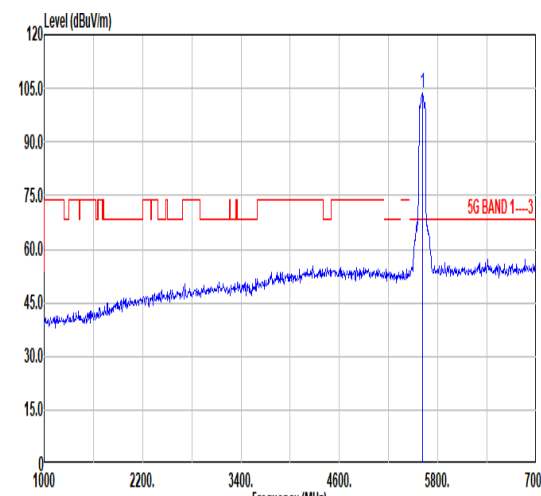
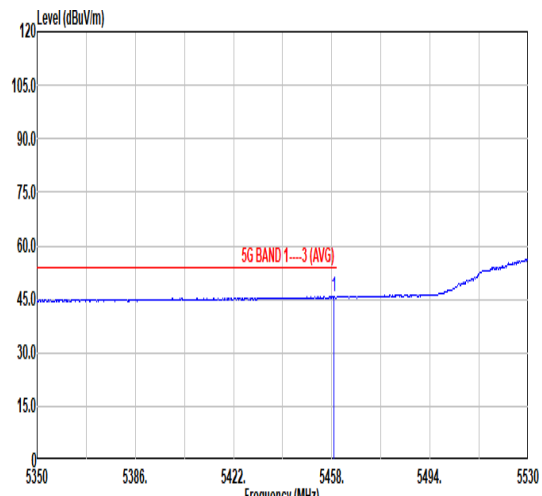
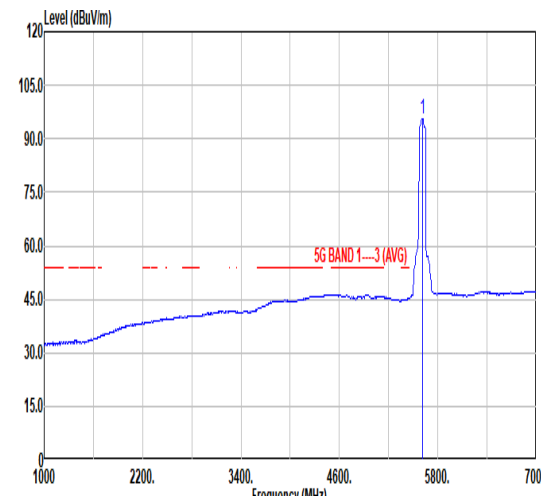


Mode	28																																														
	Band Edge - R																																														
	U-NII-2C_5.47-5.725_802.11ac VHT80_CH106_5530MHz																																														
Pol.	Vertical	Fundamental																																													
Peak	<table border="1"> <thead> <tr> <th>Limit</th> <th>Read</th> <th>Ant</th> <th>Cable</th> <th>Preamp</th> <th>Aux</th> <th>APos</th> <th>TPos</th> <th>Remark</th> </tr> <tr> <th>Freq</th> <th>Level</th> <th>Line</th> <th>Margin</th> <th>Level</th> <th>Factor</th> <th>Loss</th> <th>Factor</th> <th>Factor</th> </tr> <tr> <th>MHz</th> <th>dBuV/m</th> <th>dBuV/m</th> <th>dB</th> <th>dBuV</th> <th>dB/m</th> <th>dB</th> <th>dB</th> <th>dB</th> </tr> </thead> <tbody> <tr> <td>1 5746.44</td> <td>54.72</td> <td>68.30</td> <td>-13.58</td> <td>40.07</td> <td>35.19</td> <td>12.41</td> <td>32.95</td> <td>0.00</td> </tr> <tr> <td></td> <td></td> <td></td> <td></td> <td></td> <td></td> <td></td> <td></td> <td>391 27 PEAK</td> </tr> </tbody> </table>	Limit	Read	Ant	Cable	Preamp	Aux	APos	TPos	Remark	Freq	Level	Line	Margin	Level	Factor	Loss	Factor	Factor	MHz	dBuV/m	dBuV/m	dB	dBuV	dB/m	dB	dB	dB	1 5746.44	54.72	68.30	-13.58	40.07	35.19	12.41	32.95	0.00									391 27 PEAK	Blank
Limit	Read	Ant	Cable	Preamp	Aux	APos	TPos	Remark																																							
Freq	Level	Line	Margin	Level	Factor	Loss	Factor	Factor																																							
MHz	dBuV/m	dBuV/m	dB	dBuV	dB/m	dB	dB	dB																																							
1 5746.44	54.72	68.30	-13.58	40.07	35.19	12.41	32.95	0.00																																							
								391 27 PEAK																																							



Mode	28																																																																																										
	Harmonic																																																																																										
	U-NII-2C_5.47-5.725_802.11ac VHT80_CH106_5530MHz																																																																																										
Pol.	Horizontal	Vertical																																																																																									
Peak Avg	<table border="1"> <thead> <tr> <th>Limit</th> <th>Read</th> <th>Ant</th> <th>Cable</th> <th>Preamp</th> <th>Aux</th> <th>APos</th> <th>TPos</th> <th>Remark</th> </tr> <tr> <th>Freq</th> <th>Level</th> <th>Line Margin</th> <th>Level Factor</th> <th>Loss Factor</th> <th>Factor</th> <th></th> <th></th> <th></th> </tr> <tr> <th>MHz</th> <th>dBuV/m</th> <th>dBuV/m</th> <th>dB</th> <th>dBuV</th> <th>dB/m</th> <th>dB</th> <th>dB</th> <th>cm</th> <th>deg</th> </tr> </thead> <tbody> <tr> <td>1 11060.00</td> <td>45.94</td> <td>74.00</td> <td>-28.06</td> <td>54.98</td> <td>38.04</td> <td>14.61</td> <td>61.69</td> <td>0.00</td> <td>300</td> <td>0 PEAK</td> </tr> </tbody> </table>	Limit	Read	Ant	Cable	Preamp	Aux	APos	TPos	Remark	Freq	Level	Line Margin	Level Factor	Loss Factor	Factor				MHz	dBuV/m	dBuV/m	dB	dBuV	dB/m	dB	dB	cm	deg	1 11060.00	45.94	74.00	-28.06	54.98	38.04	14.61	61.69	0.00	300	0 PEAK	<table border="1"> <thead> <tr> <th>Limit</th> <th>Read</th> <th>Ant</th> <th>Cable</th> <th>Preamp</th> <th>Aux</th> <th>APos</th> <th>TPos</th> <th>Remark</th> </tr> <tr> <th>Freq</th> <th>Level</th> <th>Line Margin</th> <th>Level Factor</th> <th>Loss Factor</th> <th>Factor</th> <th></th> <th></th> <th></th> </tr> <tr> <th>MHz</th> <th>dBuV/m</th> <th>dBuV/m</th> <th>dB</th> <th>dBuV</th> <th>dB/m</th> <th>dB</th> <th>dB</th> <th>cm</th> <th>deg</th> </tr> </thead> <tbody> <tr> <td>1 11060.00</td> <td>47.11</td> <td>74.00</td> <td>-26.89</td> <td>56.15</td> <td>38.04</td> <td>14.61</td> <td>61.69</td> <td>0.00</td> <td>100</td> <td>0 PEAK</td> </tr> <tr> <td>2 11060.00</td> <td>35.40</td> <td>54.00</td> <td>-18.60</td> <td>44.41</td> <td>38.05</td> <td>14.62</td> <td>61.68</td> <td>0.00</td> <td>100</td> <td>0 AVERAGE</td> </tr> </tbody> </table>	Limit	Read	Ant	Cable	Preamp	Aux	APos	TPos	Remark	Freq	Level	Line Margin	Level Factor	Loss Factor	Factor				MHz	dBuV/m	dBuV/m	dB	dBuV	dB/m	dB	dB	cm	deg	1 11060.00	47.11	74.00	-26.89	56.15	38.04	14.61	61.69	0.00	100	0 PEAK	2 11060.00	35.40	54.00	-18.60	44.41	38.05	14.62	61.68	0.00	100	0 AVERAGE
Limit	Read	Ant	Cable	Preamp	Aux	APos	TPos	Remark																																																																																			
Freq	Level	Line Margin	Level Factor	Loss Factor	Factor																																																																																						
MHz	dBuV/m	dBuV/m	dB	dBuV	dB/m	dB	dB	cm	deg																																																																																		
1 11060.00	45.94	74.00	-28.06	54.98	38.04	14.61	61.69	0.00	300	0 PEAK																																																																																	
Limit	Read	Ant	Cable	Preamp	Aux	APos	TPos	Remark																																																																																			
Freq	Level	Line Margin	Level Factor	Loss Factor	Factor																																																																																						
MHz	dBuV/m	dBuV/m	dB	dBuV	dB/m	dB	dB	cm	deg																																																																																		
1 11060.00	47.11	74.00	-26.89	56.15	38.04	14.61	61.69	0.00	100	0 PEAK																																																																																	
2 11060.00	35.40	54.00	-18.60	44.41	38.05	14.62	61.68	0.00	100	0 AVERAGE																																																																																	



		29																																																																																															
Mode		Band Edge - L																																																																																															
		U-NII-2C_5.47-5.725_802.11ac VHT80_CH122_5610MHz																																																																																															
Pol.	Horizontal	Fundamental																																																																																															
Peak	 <table border="1"> <thead> <tr> <th>Limit</th> <th>Read</th> <th>Ant</th> <th>Cable</th> <th>Preamp</th> <th>Aux</th> <th>APos</th> <th>TPos</th> <th>Remark</th> </tr> <tr> <th>Freq</th> <th>Level</th> <th>Line Margin</th> <th>Level Factor</th> <th>Loss Factor</th> <th>Factor</th> <th></th> <th></th> <th></th> </tr> <tr> <th>MHz</th> <th>dBuV/m</th> <th>dBuV/m</th> <th>dB</th> <th>dBuV</th> <th>dB/m</th> <th>dB</th> <th>dB</th> <th>cm</th> <th>deg</th> </tr> </thead> <tbody> <tr> <td>1</td> <td>5414.98</td> <td>54.06</td> <td>74.00</td> <td>-19.94</td> <td>40.18</td> <td>34.83</td> <td>12.10</td> <td>33.05</td> <td>0.00</td> <td>103</td> <td>239</td> <td>PEAK</td> </tr> <tr> <td>2</td> <td>5463.22</td> <td>54.28</td> <td>68.30</td> <td>-14.02</td> <td>40.29</td> <td>34.87</td> <td>12.15</td> <td>33.03</td> <td>0.00</td> <td>103</td> <td>239</td> <td>PEAK</td> </tr> </tbody> </table>	Limit	Read	Ant	Cable	Preamp	Aux	APos	TPos	Remark	Freq	Level	Line Margin	Level Factor	Loss Factor	Factor				MHz	dBuV/m	dBuV/m	dB	dBuV	dB/m	dB	dB	cm	deg	1	5414.98	54.06	74.00	-19.94	40.18	34.83	12.10	33.05	0.00	103	239	PEAK	2	5463.22	54.28	68.30	-14.02	40.29	34.87	12.15	33.03	0.00	103	239	PEAK	 <table border="1"> <thead> <tr> <th>Limit</th> <th>Read</th> <th>Ant</th> <th>Cable</th> <th>Preamp</th> <th>Aux</th> <th>APos</th> <th>TPos</th> <th>Remark</th> </tr> <tr> <th>Freq</th> <th>Level</th> <th>Line Margin</th> <th>Level Factor</th> <th>Loss Factor</th> <th>Factor</th> <th></th> <th></th> <th></th> </tr> <tr> <th>MHz</th> <th>dBuV/m</th> <th>dBuV/m</th> <th>dB</th> <th>dBuV</th> <th>dB/m</th> <th>dB</th> <th>dB</th> <th>cm</th> <th>deg</th> </tr> </thead> <tbody> <tr> <td>1</td> <td>5610.00</td> <td>103.72</td> <td>-----</td> <td>-----</td> <td>89.38</td> <td>35.04</td> <td>12.29</td> <td>32.99</td> <td>0.00</td> <td>103</td> <td>239</td> <td>PEAK</td> </tr> </tbody> </table>	Limit	Read	Ant	Cable	Preamp	Aux	APos	TPos	Remark	Freq	Level	Line Margin	Level Factor	Loss Factor	Factor				MHz	dBuV/m	dBuV/m	dB	dBuV	dB/m	dB	dB	cm	deg	1	5610.00	103.72	-----	-----	89.38	35.04	12.29	32.99	0.00	103	239	PEAK
	Limit	Read	Ant	Cable	Preamp	Aux	APos	TPos	Remark																																																																																								
Freq	Level	Line Margin	Level Factor	Loss Factor	Factor																																																																																												
MHz	dBuV/m	dBuV/m	dB	dBuV	dB/m	dB	dB	cm	deg																																																																																								
1	5414.98	54.06	74.00	-19.94	40.18	34.83	12.10	33.05	0.00	103	239	PEAK																																																																																					
2	5463.22	54.28	68.30	-14.02	40.29	34.87	12.15	33.03	0.00	103	239	PEAK																																																																																					
Limit	Read	Ant	Cable	Preamp	Aux	APos	TPos	Remark																																																																																									
Freq	Level	Line Margin	Level Factor	Loss Factor	Factor																																																																																												
MHz	dBuV/m	dBuV/m	dB	dBuV	dB/m	dB	dB	cm	deg																																																																																								
1	5610.00	103.72	-----	-----	89.38	35.04	12.29	32.99	0.00	103	239	PEAK																																																																																					
Avg	 <table border="1"> <thead> <tr> <th>Limit</th> <th>Read</th> <th>Ant</th> <th>Cable</th> <th>Preamp</th> <th>Aux</th> <th>APos</th> <th>TPos</th> <th>Remark</th> </tr> <tr> <th>Freq</th> <th>Level</th> <th>Line Margin</th> <th>Level Factor</th> <th>Loss Factor</th> <th>Factor</th> <th></th> <th></th> <th></th> </tr> <tr> <th>MHz</th> <th>dBuV/m</th> <th>dBuV/m</th> <th>dB</th> <th>dBuV</th> <th>dB/m</th> <th>dB</th> <th>dB</th> <th>cm</th> <th>deg</th> </tr> </thead> <tbody> <tr> <td>1</td> <td>5458.72</td> <td>45.78</td> <td>54.00</td> <td>-8.22</td> <td>31.80</td> <td>34.87</td> <td>12.15</td> <td>33.04</td> <td>0.00</td> <td>103</td> <td>239</td> <td>AVERAGE</td> </tr> </tbody> </table>	Limit	Read	Ant	Cable	Preamp	Aux	APos	TPos	Remark	Freq	Level	Line Margin	Level Factor	Loss Factor	Factor				MHz	dBuV/m	dBuV/m	dB	dBuV	dB/m	dB	dB	cm	deg	1	5458.72	45.78	54.00	-8.22	31.80	34.87	12.15	33.04	0.00	103	239	AVERAGE	 <table border="1"> <thead> <tr> <th>Limit</th> <th>Read</th> <th>Ant</th> <th>Cable</th> <th>Preamp</th> <th>Aux</th> <th>APos</th> <th>TPos</th> <th>Remark</th> </tr> <tr> <th>Freq</th> <th>Level</th> <th>Line Margin</th> <th>Level Factor</th> <th>Loss Factor</th> <th>Factor</th> <th></th> <th></th> <th></th> </tr> <tr> <th>MHz</th> <th>dBuV/m</th> <th>dBuV/m</th> <th>dB</th> <th>dBuV</th> <th>dB/m</th> <th>dB</th> <th>dB</th> <th>cm</th> <th>deg</th> </tr> </thead> <tbody> <tr> <td>1</td> <td>5610.00</td> <td>95.72</td> <td>-----</td> <td>-----</td> <td>81.38</td> <td>35.04</td> <td>12.29</td> <td>32.99</td> <td>0.00</td> <td>103</td> <td>239</td> <td>AVERAGE</td> </tr> </tbody> </table>	Limit	Read	Ant	Cable	Preamp	Aux	APos	TPos	Remark	Freq	Level	Line Margin	Level Factor	Loss Factor	Factor				MHz	dBuV/m	dBuV/m	dB	dBuV	dB/m	dB	dB	cm	deg	1	5610.00	95.72	-----	-----	81.38	35.04	12.29	32.99	0.00	103	239	AVERAGE													
	Limit	Read	Ant	Cable	Preamp	Aux	APos	TPos	Remark																																																																																								
Freq	Level	Line Margin	Level Factor	Loss Factor	Factor																																																																																												
MHz	dBuV/m	dBuV/m	dB	dBuV	dB/m	dB	dB	cm	deg																																																																																								
1	5458.72	45.78	54.00	-8.22	31.80	34.87	12.15	33.04	0.00	103	239	AVERAGE																																																																																					
Limit	Read	Ant	Cable	Preamp	Aux	APos	TPos	Remark																																																																																									
Freq	Level	Line Margin	Level Factor	Loss Factor	Factor																																																																																												
MHz	dBuV/m	dBuV/m	dB	dBuV	dB/m	dB	dB	cm	deg																																																																																								
1	5610.00	95.72	-----	-----	81.38	35.04	12.29	32.99	0.00	103	239	AVERAGE																																																																																					



Mode	29																																																							
	Band Edge - R																																																							
	U-NII-2C_5.47-5.725_802.11ac VHT80_CH122_5610MHz																																																							
Pol.	Horizontal	Fundamental																																																						
Peak	<table border="1"> <thead> <tr> <th>Limit</th> <th>Read</th> <th>Ant</th> <th>Cable</th> <th>Preamp</th> <th>Aux</th> <th>APos</th> <th>TPos</th> <th>Remark</th> </tr> <tr> <th>Freq</th> <th>Level</th> <th>Line</th> <th>Margin</th> <th>Level</th> <th>Factor</th> <th>Loss</th> <th>Factor</th> <th>Factor</th> </tr> <tr> <th>MHz</th> <th>dBuV/m</th> <th>dBuV/m</th> <th>dB</th> <th>dBuV</th> <th>dB/m</th> <th>dB</th> <th>dB</th> <th>dB</th> </tr> </thead> <tbody> <tr> <td>1 5725.05</td> <td>56.03</td> <td>68.30</td> <td>-12.27</td> <td>41.43</td> <td>35.16</td> <td>12.39</td> <td>32.95</td> <td>0.00</td> </tr> <tr> <td></td> <td></td> <td></td> <td></td> <td></td> <td></td> <td></td> <td></td> <td>cm deg</td> </tr> <tr> <td></td> <td></td> <td></td> <td></td> <td></td> <td></td> <td></td> <td></td> <td>103 239 PEAK</td> </tr> </tbody> </table>	Limit	Read	Ant	Cable	Preamp	Aux	APos	TPos	Remark	Freq	Level	Line	Margin	Level	Factor	Loss	Factor	Factor	MHz	dBuV/m	dBuV/m	dB	dBuV	dB/m	dB	dB	dB	1 5725.05	56.03	68.30	-12.27	41.43	35.16	12.39	32.95	0.00									cm deg									103 239 PEAK	Blank
Limit	Read	Ant	Cable	Preamp	Aux	APos	TPos	Remark																																																
Freq	Level	Line	Margin	Level	Factor	Loss	Factor	Factor																																																
MHz	dBuV/m	dBuV/m	dB	dBuV	dB/m	dB	dB	dB																																																
1 5725.05	56.03	68.30	-12.27	41.43	35.16	12.39	32.95	0.00																																																
								cm deg																																																
								103 239 PEAK																																																



		29																																																																		
Mode		Band Edge - L																																																																		
		U-NII-2C_5.47-5.725_802.11ac VHT80_CH122_5610MHz																																																																		
Pol.		Vertical					Fundamental																																																													
Peak	Vertical	<table border="1"> <thead> <tr> <th>Limit</th> <th>Read</th> <th>Ant</th> <th>Cable</th> <th>Preamp</th> <th>Aux</th> <th>APos</th> <th>TPos</th> <th colspan="2">Remark</th> </tr> <tr> <th>Freq</th> <th>Level</th> <th>Line</th> <th>Margin</th> <th>Level</th> <th>Factor</th> <th>Loss</th> <th>Factor</th> <th>Factor</th> <th>Factor</th> </tr> <tr> <th>MHz</th> <th>dBuV/m</th> <th>dBuV/m</th> <th>dB</th> <th>dBuV</th> <th>dB/m</th> <th>dB</th> <th>dB</th> <th>dB</th> <th>cm</th> <th>deg</th> </tr> </thead> <tbody> <tr> <td>1</td> <td>5418.22</td> <td>53.97</td> <td>74.00</td> <td>-20.03</td> <td>40.08</td> <td>34.83</td> <td>12.11</td> <td>33.05</td> <td>0.00</td> <td>100</td> <td>36</td> <td>PEAK</td> </tr> <tr> <td>2</td> <td>5460.88</td> <td>52.97</td> <td>68.30</td> <td>-15.33</td> <td>38.99</td> <td>34.87</td> <td>12.15</td> <td>33.04</td> <td>0.00</td> <td>100</td> <td>36</td> <td>PEAK</td> </tr> </tbody> </table>										Limit	Read	Ant	Cable	Preamp	Aux	APos	TPos	Remark		Freq	Level	Line	Margin	Level	Factor	Loss	Factor	Factor	Factor	MHz	dBuV/m	dBuV/m	dB	dBuV	dB/m	dB	dB	dB	cm	deg	1	5418.22	53.97	74.00	-20.03	40.08	34.83	12.11	33.05	0.00	100	36	PEAK	2	5460.88	52.97	68.30	-15.33	38.99	34.87	12.15	33.04	0.00	100	36	PEAK
	Limit	Read	Ant	Cable	Preamp	Aux	APos	TPos	Remark																																																											
Freq	Level	Line	Margin	Level	Factor	Loss	Factor	Factor	Factor																																																											
MHz	dBuV/m	dBuV/m	dB	dBuV	dB/m	dB	dB	dB	cm	deg																																																										
1	5418.22	53.97	74.00	-20.03	40.08	34.83	12.11	33.05	0.00	100	36	PEAK																																																								
2	5460.88	52.97	68.30	-15.33	38.99	34.87	12.15	33.04	0.00	100	36	PEAK																																																								
Fundamental	<table border="1"> <thead> <tr> <th>Limit</th> <th>Read</th> <th>Ant</th> <th>Cable</th> <th>Preamp</th> <th>Aux</th> <th>APos</th> <th>TPos</th> <th colspan="2">Remark</th> </tr> <tr> <th>Freq</th> <th>Level</th> <th>Line</th> <th>Margin</th> <th>Level</th> <th>Factor</th> <th>Loss</th> <th>Factor</th> <th>Factor</th> <th>Factor</th> </tr> <tr> <th>MHz</th> <th>dBuV/m</th> <th>dBuV/m</th> <th>dB</th> <th>dBuV</th> <th>dB/m</th> <th>dB</th> <th>dB</th> <th>dB</th> <th>cm</th> <th>deg</th> </tr> </thead> <tbody> <tr> <td>1</td> <td>5610.00</td> <td>93.23</td> <td>-----</td> <td>-----</td> <td>78.87</td> <td>35.04</td> <td>12.30</td> <td>32.98</td> <td>0.00</td> <td>100</td> <td>36</td> <td>PEAK</td> </tr> </tbody> </table>										Limit	Read	Ant	Cable	Preamp	Aux	APos	TPos	Remark		Freq	Level	Line	Margin	Level	Factor	Loss	Factor	Factor	Factor	MHz	dBuV/m	dBuV/m	dB	dBuV	dB/m	dB	dB	dB	cm	deg	1	5610.00	93.23	-----	-----	78.87	35.04	12.30	32.98	0.00	100	36	PEAK														
Limit	Read	Ant	Cable	Preamp	Aux	APos	TPos	Remark																																																												
Freq	Level	Line	Margin	Level	Factor	Loss	Factor	Factor	Factor																																																											
MHz	dBuV/m	dBuV/m	dB	dBuV	dB/m	dB	dB	dB	cm	deg																																																										
1	5610.00	93.23	-----	-----	78.87	35.04	12.30	32.98	0.00	100	36	PEAK																																																								
Avg	Vertical	<table border="1"> <thead> <tr> <th>Limit</th> <th>Read</th> <th>Ant</th> <th>Cable</th> <th>Preamp</th> <th>Aux</th> <th>APos</th> <th>TPos</th> <th colspan="2">Remark</th> </tr> <tr> <th>Freq</th> <th>Level</th> <th>Line</th> <th>Margin</th> <th>Level</th> <th>Factor</th> <th>Loss</th> <th>Factor</th> <th>Factor</th> <th>Factor</th> </tr> <tr> <th>MHz</th> <th>dBuV/m</th> <th>dBuV/m</th> <th>dB</th> <th>dBuV</th> <th>dB/m</th> <th>dB</th> <th>dB</th> <th>dB</th> <th>cm</th> <th>deg</th> </tr> </thead> <tbody> <tr> <td>1</td> <td>5457.64</td> <td>45.44</td> <td>54.00</td> <td>-8.56</td> <td>31.46</td> <td>34.87</td> <td>12.15</td> <td>33.04</td> <td>0.00</td> <td>100</td> <td>36</td> <td>AVERAGE</td> </tr> </tbody> </table>										Limit	Read	Ant	Cable	Preamp	Aux	APos	TPos	Remark		Freq	Level	Line	Margin	Level	Factor	Loss	Factor	Factor	Factor	MHz	dBuV/m	dBuV/m	dB	dBuV	dB/m	dB	dB	dB	cm	deg	1	5457.64	45.44	54.00	-8.56	31.46	34.87	12.15	33.04	0.00	100	36	AVERAGE													
	Limit	Read	Ant	Cable	Preamp	Aux	APos	TPos	Remark																																																											
Freq	Level	Line	Margin	Level	Factor	Loss	Factor	Factor	Factor																																																											
MHz	dBuV/m	dBuV/m	dB	dBuV	dB/m	dB	dB	dB	cm	deg																																																										
1	5457.64	45.44	54.00	-8.56	31.46	34.87	12.15	33.04	0.00	100	36	AVERAGE																																																								
Fundamental	<table border="1"> <thead> <tr> <th>Limit</th> <th>Read</th> <th>Ant</th> <th>Cable</th> <th>Preamp</th> <th>Aux</th> <th>APos</th> <th>TPos</th> <th colspan="2">Remark</th> </tr> <tr> <th>Freq</th> <th>Level</th> <th>Line</th> <th>Margin</th> <th>Level</th> <th>Factor</th> <th>Loss</th> <th>Factor</th> <th>Factor</th> <th>Factor</th> </tr> <tr> <th>MHz</th> <th>dBuV/m</th> <th>dBuV/m</th> <th>dB</th> <th>dBuV</th> <th>dB/m</th> <th>dB</th> <th>dB</th> <th>dB</th> <th>cm</th> <th>deg</th> </tr> </thead> <tbody> <tr> <td>1</td> <td>5610.00</td> <td>86.15</td> <td>-----</td> <td>-----</td> <td>71.81</td> <td>35.04</td> <td>12.29</td> <td>32.99</td> <td>0.00</td> <td>100</td> <td>36</td> <td>AVERAGE</td> </tr> </tbody> </table>										Limit	Read	Ant	Cable	Preamp	Aux	APos	TPos	Remark		Freq	Level	Line	Margin	Level	Factor	Loss	Factor	Factor	Factor	MHz	dBuV/m	dBuV/m	dB	dBuV	dB/m	dB	dB	dB	cm	deg	1	5610.00	86.15	-----	-----	71.81	35.04	12.29	32.99	0.00	100	36	AVERAGE														
Limit	Read	Ant	Cable	Preamp	Aux	APos	TPos	Remark																																																												
Freq	Level	Line	Margin	Level	Factor	Loss	Factor	Factor	Factor																																																											
MHz	dBuV/m	dBuV/m	dB	dBuV	dB/m	dB	dB	dB	cm	deg																																																										
1	5610.00	86.15	-----	-----	71.81	35.04	12.29	32.99	0.00	100	36	AVERAGE																																																								



Mode	29																																																							
	Band Edge - R																																																							
	U-NII-2C_5.47-5.725_802.11ac VHT80_CH122_5610MHz																																																							
Pol.	Vertical	Fundamental																																																						
Peak	<table border="1"> <thead> <tr> <th>Limit</th> <th>Read</th> <th>Ant</th> <th>Cable</th> <th>Preamp</th> <th>Aux</th> <th>APos</th> <th>TPos</th> <th>Remark</th> </tr> <tr> <th>Freq</th> <th>Level</th> <th>Line</th> <th>Margin</th> <th>Level</th> <th>Factor</th> <th>Loss</th> <th>Factor</th> <th>Factor</th> </tr> <tr> <th>MHz</th> <th>dBuV/m</th> <th>dBuV/m</th> <th>dB</th> <th>dBuV</th> <th>dB/m</th> <th>dB</th> <th>dB</th> <th>dB</th> </tr> </thead> <tbody> <tr> <td>1 5745.50</td> <td>55.90</td> <td>68.30</td> <td>-12.40</td> <td>41.26</td> <td>35.18</td> <td>12.41</td> <td>32.95</td> <td>0.00</td> </tr> <tr> <td></td> <td></td> <td></td> <td></td> <td></td> <td></td> <td></td> <td></td> <td>cm deg</td> </tr> <tr> <td></td> <td></td> <td></td> <td></td> <td></td> <td></td> <td></td> <td></td> <td>100 36 PEAK</td> </tr> </tbody> </table>	Limit	Read	Ant	Cable	Preamp	Aux	APos	TPos	Remark	Freq	Level	Line	Margin	Level	Factor	Loss	Factor	Factor	MHz	dBuV/m	dBuV/m	dB	dBuV	dB/m	dB	dB	dB	1 5745.50	55.90	68.30	-12.40	41.26	35.18	12.41	32.95	0.00									cm deg									100 36 PEAK	Blank
Limit	Read	Ant	Cable	Preamp	Aux	APos	TPos	Remark																																																
Freq	Level	Line	Margin	Level	Factor	Loss	Factor	Factor																																																
MHz	dBuV/m	dBuV/m	dB	dBuV	dB/m	dB	dB	dB																																																
1 5745.50	55.90	68.30	-12.40	41.26	35.18	12.41	32.95	0.00																																																
								cm deg																																																
								100 36 PEAK																																																



Mode	29																																																																									
	Harmonic																																																																									
	U-NII-2C_5.47-5.725_802.11ac VHT80_CH122_5610MHz																																																																									
Pol.	Horizontal	Vertical																																																																								
Peak Avg	<table border="1"> <thead> <tr> <th>Limit</th> <th>Read</th> <th>Ant</th> <th>Cable</th> <th>Preamp</th> <th>Aux</th> <th>APos</th> <th>TPos</th> </tr> <tr> <th>Freq</th> <th>Level</th> <th>Line Margin</th> <th>Level Factor</th> <th>Loss Factor</th> <th>Factor</th> <th></th> <th>Remark</th> </tr> <tr> <th>MHz</th> <th>dBuV/m</th> <th>dBuV/m</th> <th>dB</th> <th>dBuV</th> <th>dB/m</th> <th>dB</th> <th>dB</th> </tr> </thead> <tbody> <tr> <td>1 11220.00</td> <td>46.01</td> <td>74.00</td> <td>-27.99</td> <td>54.79</td> <td>38.13</td> <td>14.72</td> <td>61.63</td> <td>0.00</td> <td>300</td> <td>0</td> <td>PEAK</td> </tr> </tbody> </table>	Limit	Read	Ant	Cable	Preamp	Aux	APos	TPos	Freq	Level	Line Margin	Level Factor	Loss Factor	Factor		Remark	MHz	dBuV/m	dBuV/m	dB	dBuV	dB/m	dB	dB	1 11220.00	46.01	74.00	-27.99	54.79	38.13	14.72	61.63	0.00	300	0	PEAK	<table border="1"> <thead> <tr> <th>Limit</th> <th>Read</th> <th>Ant</th> <th>Cable</th> <th>Preamp</th> <th>Aux</th> <th>APos</th> <th>TPos</th> </tr> <tr> <th>Freq</th> <th>Level</th> <th>Line Margin</th> <th>Level Factor</th> <th>Loss Factor</th> <th>Factor</th> <th></th> <th>Remark</th> </tr> <tr> <th>MHz</th> <th>dBuV/m</th> <th>dBuV/m</th> <th>dB</th> <th>dBuV</th> <th>dB/m</th> <th>dB</th> <th>dB</th> </tr> </thead> <tbody> <tr> <td>1 11220.00</td> <td>46.00</td> <td>74.00</td> <td>-28.00</td> <td>54.78</td> <td>38.13</td> <td>14.72</td> <td>61.63</td> <td>0.00</td> <td>100</td> <td>0</td> <td>PEAK</td> </tr> </tbody> </table>	Limit	Read	Ant	Cable	Preamp	Aux	APos	TPos	Freq	Level	Line Margin	Level Factor	Loss Factor	Factor		Remark	MHz	dBuV/m	dBuV/m	dB	dBuV	dB/m	dB	dB	1 11220.00	46.00	74.00	-28.00	54.78	38.13	14.72	61.63	0.00	100	0	PEAK
Limit	Read	Ant	Cable	Preamp	Aux	APos	TPos																																																																			
Freq	Level	Line Margin	Level Factor	Loss Factor	Factor		Remark																																																																			
MHz	dBuV/m	dBuV/m	dB	dBuV	dB/m	dB	dB																																																																			
1 11220.00	46.01	74.00	-27.99	54.79	38.13	14.72	61.63	0.00	300	0	PEAK																																																															
Limit	Read	Ant	Cable	Preamp	Aux	APos	TPos																																																																			
Freq	Level	Line Margin	Level Factor	Loss Factor	Factor		Remark																																																																			
MHz	dBuV/m	dBuV/m	dB	dBuV	dB/m	dB	dB																																																																			
1 11220.00	46.00	74.00	-28.00	54.78	38.13	14.72	61.63	0.00	100	0	PEAK																																																															





Mode	30																																																																																												
	Band Edge - L																																																																																												
	U-NII-2A_802.11ac VHT40_CH62_TX + LTE Band 38 link																																																																																												
Pol.	Horizontal	Fundamental																																																																																											
Peak	<table border="1"> <thead> <tr> <th>Limit</th> <th>Read</th> <th>Ant</th> <th>Cable</th> <th>Preamp</th> <th>Aux</th> <th>APos</th> <th>TPos</th> <th>Remark</th> </tr> <tr> <th>Freq</th> <th>Level</th> <th>Line</th> <th>Margin</th> <th>Level</th> <th>Factor</th> <th>Loss</th> <th>Factor</th> <th>Factor</th> </tr> <tr> <th>MHz</th> <th>dBuV/m</th> <th>dBuV/m</th> <th>dB</th> <th>dBuV</th> <th>dB/m</th> <th>dB</th> <th>dB</th> <th>dB</th> </tr> </thead> <tbody> <tr> <td>1</td> <td>5088.29</td> <td>55.14</td> <td>14.00</td> <td>41.14</td> <td>43.07</td> <td>34.10</td> <td>9.73</td> <td>31.76</td> <td>0.00</td> <td>100</td> <td>241</td> <td>PEAK</td> </tr> </tbody> </table>	Limit	Read	Ant	Cable	Preamp	Aux	APos	TPos	Remark	Freq	Level	Line	Margin	Level	Factor	Loss	Factor	Factor	MHz	dBuV/m	dBuV/m	dB	dBuV	dB/m	dB	dB	dB	1	5088.29	55.14	14.00	41.14	43.07	34.10	9.73	31.76	0.00	100	241	PEAK	<table border="1"> <thead> <tr> <th>Limit</th> <th>Read</th> <th>Ant</th> <th>Cable</th> <th>Preamp</th> <th>Aux</th> <th>APos</th> <th>TPos</th> <th>Remark</th> </tr> <tr> <th>Freq</th> <th>Level</th> <th>Line</th> <th>Margin</th> <th>Level</th> <th>Factor</th> <th>Loss</th> <th>Factor</th> <th>Factor</th> </tr> <tr> <th>MHz</th> <th>dBuV/m</th> <th>dBuV/m</th> <th>dB</th> <th>dBuV</th> <th>dB/m</th> <th>dB</th> <th>dB</th> <th>dB</th> </tr> </thead> <tbody> <tr> <td>1</td> <td>2578.00</td> <td>101.91</td> <td>-----</td> <td>95.12</td> <td>32.44</td> <td>6.86</td> <td>32.51</td> <td>0.00</td> <td>100</td> <td>241</td> <td>Peak</td> </tr> <tr> <td>2</td> <td>5308.00</td> <td>101.77</td> <td>-----</td> <td>89.26</td> <td>34.52</td> <td>9.89</td> <td>31.90</td> <td>0.00</td> <td>100</td> <td>241</td> <td>Peak</td> </tr> </tbody> </table>	Limit	Read	Ant	Cable	Preamp	Aux	APos	TPos	Remark	Freq	Level	Line	Margin	Level	Factor	Loss	Factor	Factor	MHz	dBuV/m	dBuV/m	dB	dBuV	dB/m	dB	dB	dB	1	2578.00	101.91	-----	95.12	32.44	6.86	32.51	0.00	100	241	Peak	2	5308.00	101.77	-----	89.26	34.52	9.89	31.90	0.00	100	241	Peak
Limit	Read	Ant	Cable	Preamp	Aux	APos	TPos	Remark																																																																																					
Freq	Level	Line	Margin	Level	Factor	Loss	Factor	Factor																																																																																					
MHz	dBuV/m	dBuV/m	dB	dBuV	dB/m	dB	dB	dB																																																																																					
1	5088.29	55.14	14.00	41.14	43.07	34.10	9.73	31.76	0.00	100	241	PEAK																																																																																	
Limit	Read	Ant	Cable	Preamp	Aux	APos	TPos	Remark																																																																																					
Freq	Level	Line	Margin	Level	Factor	Loss	Factor	Factor																																																																																					
MHz	dBuV/m	dBuV/m	dB	dBuV	dB/m	dB	dB	dB																																																																																					
1	2578.00	101.91	-----	95.12	32.44	6.86	32.51	0.00	100	241	Peak																																																																																		
2	5308.00	101.77	-----	89.26	34.52	9.89	31.90	0.00	100	241	Peak																																																																																		
Avg	<table border="1"> <thead> <tr> <th>Limit</th> <th>Read</th> <th>Ant</th> <th>Cable</th> <th>Preamp</th> <th>Aux</th> <th>APos</th> <th>TPos</th> <th>Remark</th> </tr> <tr> <th>Freq</th> <th>Level</th> <th>Line</th> <th>Margin</th> <th>Level</th> <th>Factor</th> <th>Loss</th> <th>Factor</th> <th>Factor</th> </tr> <tr> <th>MHz</th> <th>dBuV/m</th> <th>dBuV/m</th> <th>dB</th> <th>dBuV</th> <th>dB/m</th> <th>dB</th> <th>dB</th> <th>dB</th> </tr> </thead> <tbody> <tr> <td>1</td> <td>5031.62</td> <td>44.47</td> <td>54.00</td> <td>-9.53</td> <td>32.42</td> <td>34.10</td> <td>9.68</td> <td>31.73</td> <td>0.00</td> <td>100</td> <td>241</td> <td>AVERAGE</td> </tr> </tbody> </table>	Limit	Read	Ant	Cable	Preamp	Aux	APos	TPos	Remark	Freq	Level	Line	Margin	Level	Factor	Loss	Factor	Factor	MHz	dBuV/m	dBuV/m	dB	dBuV	dB/m	dB	dB	dB	1	5031.62	44.47	54.00	-9.53	32.42	34.10	9.68	31.73	0.00	100	241	AVERAGE	<table border="1"> <thead> <tr> <th>Limit</th> <th>Read</th> <th>Ant</th> <th>Cable</th> <th>Preamp</th> <th>Aux</th> <th>APos</th> <th>TPos</th> <th>Remark</th> </tr> <tr> <th>Freq</th> <th>Level</th> <th>Line</th> <th>Margin</th> <th>Level</th> <th>Factor</th> <th>Loss</th> <th>Factor</th> <th>Factor</th> </tr> <tr> <th>MHz</th> <th>dBuV/m</th> <th>dBuV/m</th> <th>dB</th> <th>dBuV</th> <th>dB/m</th> <th>dB</th> <th>dB</th> <th>dB</th> </tr> </thead> <tbody> <tr> <td>1</td> <td>2578.00</td> <td>101.80</td> <td>-----</td> <td>95.01</td> <td>32.44</td> <td>6.86</td> <td>32.51</td> <td>0.00</td> <td>100</td> <td>241</td> <td>Average</td> </tr> <tr> <td>2</td> <td>5314.00</td> <td>94.06</td> <td>-----</td> <td>81.53</td> <td>34.54</td> <td>9.89</td> <td>31.90</td> <td>0.00</td> <td>100</td> <td>241</td> <td>Average</td> </tr> </tbody> </table>	Limit	Read	Ant	Cable	Preamp	Aux	APos	TPos	Remark	Freq	Level	Line	Margin	Level	Factor	Loss	Factor	Factor	MHz	dBuV/m	dBuV/m	dB	dBuV	dB/m	dB	dB	dB	1	2578.00	101.80	-----	95.01	32.44	6.86	32.51	0.00	100	241	Average	2	5314.00	94.06	-----	81.53	34.54	9.89	31.90	0.00	100	241	Average
Limit	Read	Ant	Cable	Preamp	Aux	APos	TPos	Remark																																																																																					
Freq	Level	Line	Margin	Level	Factor	Loss	Factor	Factor																																																																																					
MHz	dBuV/m	dBuV/m	dB	dBuV	dB/m	dB	dB	dB																																																																																					
1	5031.62	44.47	54.00	-9.53	32.42	34.10	9.68	31.73	0.00	100	241	AVERAGE																																																																																	
Limit	Read	Ant	Cable	Preamp	Aux	APos	TPos	Remark																																																																																					
Freq	Level	Line	Margin	Level	Factor	Loss	Factor	Factor																																																																																					
MHz	dBuV/m	dBuV/m	dB	dBuV	dB/m	dB	dB	dB																																																																																					
1	2578.00	101.80	-----	95.01	32.44	6.86	32.51	0.00	100	241	Average																																																																																		
2	5314.00	94.06	-----	81.53	34.54	9.89	31.90	0.00	100	241	Average																																																																																		

Remark: The Fundamental plot #1 is LTE Band 38 fundamental signal, #2 is WLAN TX fundamental signal.



30																																									
Band Edge - R																																									
U-NII-2A_802.11ac VHT40_CH62_TX + LTE Band 38 link																																									
Pol.	Horizontal																																								
Pol.	Fundamental																																								
<b>Peak</b>	<table border="1"> <thead> <tr> <th>Limit</th> <th>Read</th> <th>Ant</th> <th>Cable</th> <th>Preamp</th> <th>Aux</th> <th>APos</th> <th>TPos</th> <th>Remark</th> </tr> <tr> <th>Freq</th> <th>Level</th> <th>Line</th> <th>Margin</th> <th>Level</th> <th>Factor</th> <th>Loss</th> <th>Factor</th> <th>Factor</th> </tr> <tr> <th>MHz</th> <th>dBuV/m</th> <th>dBuV/m</th> <th>dB</th> <th>dBuV</th> <th>dB/m</th> <th>dB</th> <th>dB</th> <th>dB</th> </tr> </thead> <tbody> <tr> <td>1</td> <td>5353.65</td> <td>59.07</td> <td>74.00</td> <td>-14.93</td> <td>46.44</td> <td>34.65</td> <td>9.91</td> <td>31.93</td> <td>0.00</td> <td>100</td> <td>241</td> <td>PEAK</td> </tr> </tbody> </table>	Limit	Read	Ant	Cable	Preamp	Aux	APos	TPos	Remark	Freq	Level	Line	Margin	Level	Factor	Loss	Factor	Factor	MHz	dBuV/m	dBuV/m	dB	dBuV	dB/m	dB	dB	dB	1	5353.65	59.07	74.00	-14.93	46.44	34.65	9.91	31.93	0.00	100	241	PEAK
Limit	Read	Ant	Cable	Preamp	Aux	APos	TPos	Remark																																	
Freq	Level	Line	Margin	Level	Factor	Loss	Factor	Factor																																	
MHz	dBuV/m	dBuV/m	dB	dBuV	dB/m	dB	dB	dB																																	
1	5353.65	59.07	74.00	-14.93	46.44	34.65	9.91	31.93	0.00	100	241	PEAK																													
<b>Avg</b>	<table border="1"> <thead> <tr> <th>Limit</th> <th>Read</th> <th>Ant</th> <th>Cable</th> <th>Preamp</th> <th>Aux</th> <th>APos</th> <th>TPos</th> <th>Remark</th> </tr> <tr> <th>Freq</th> <th>Level</th> <th>Line</th> <th>Margin</th> <th>Level</th> <th>Factor</th> <th>Loss</th> <th>Factor</th> <th>Factor</th> </tr> <tr> <th>MHz</th> <th>dBuV/m</th> <th>dBuV/m</th> <th>dB</th> <th>dBuV</th> <th>dB/m</th> <th>dB</th> <th>dB</th> <th>dB</th> </tr> </thead> <tbody> <tr> <td>1</td> <td>5350.20</td> <td>49.06</td> <td>54.00</td> <td>-4.14</td> <td>37.23</td> <td>34.64</td> <td>9.91</td> <td>31.92</td> <td>0.00</td> <td>100</td> <td>241</td> <td>AVERAGE</td> </tr> </tbody> </table>	Limit	Read	Ant	Cable	Preamp	Aux	APos	TPos	Remark	Freq	Level	Line	Margin	Level	Factor	Loss	Factor	Factor	MHz	dBuV/m	dBuV/m	dB	dBuV	dB/m	dB	dB	dB	1	5350.20	49.06	54.00	-4.14	37.23	34.64	9.91	31.92	0.00	100	241	AVERAGE
Limit	Read	Ant	Cable	Preamp	Aux	APos	TPos	Remark																																	
Freq	Level	Line	Margin	Level	Factor	Loss	Factor	Factor																																	
MHz	dBuV/m	dBuV/m	dB	dBuV	dB/m	dB	dB	dB																																	
1	5350.20	49.06	54.00	-4.14	37.23	34.64	9.91	31.92	0.00	100	241	AVERAGE																													
	<b>Blank</b>																																								
	<b>Blank</b>																																								



Mode		30																																																																																													
		Band Edge - L																																																																																													
		U-NII-2A_802.11ac VHT40_CH62_TX + LTE Band 38 link																																																																																													
Pol.	Vertical	Fundamental																																																																																													
Peak	<table border="1"> <thead> <tr> <th>Limit</th> <th>Read</th> <th>Ant</th> <th>Cable</th> <th>Preamp</th> <th>Aux</th> <th>APos</th> <th>TPos</th> <th>Remark</th> </tr> <tr> <th>Freq</th> <th>Level</th> <th>Line</th> <th>Margin</th> <th>Level</th> <th>Factor</th> <th>Loss</th> <th>Factor</th> <th>Factor</th> </tr> <tr> <th>MHz</th> <th>dBuV/m</th> <th>dBuV/m</th> <th>dB</th> <th>dBuV</th> <th>dB/m</th> <th>dB</th> <th>dB</th> <th>dB</th> </tr> </thead> <tbody> <tr> <td>1</td> <td>5029.45</td> <td>55.72</td> <td>74.00</td> <td>-18.28</td> <td>43.67</td> <td>34.10</td> <td>9.68</td> <td>31.73</td> <td>0.00</td> <td>394</td> <td>27</td> <td>PEAK</td> </tr> </tbody> </table>	Limit	Read	Ant	Cable	Preamp	Aux	APos	TPos	Remark	Freq	Level	Line	Margin	Level	Factor	Loss	Factor	Factor	MHz	dBuV/m	dBuV/m	dB	dBuV	dB/m	dB	dB	dB	1	5029.45	55.72	74.00	-18.28	43.67	34.10	9.68	31.73	0.00	394	27	PEAK	<table border="1"> <thead> <tr> <th>Limit</th> <th>Read</th> <th>Ant</th> <th>Cable</th> <th>Preamp</th> <th>Aux</th> <th>APos</th> <th>TPos</th> <th>Remark</th> </tr> <tr> <th>Freq</th> <th>Level</th> <th>Line</th> <th>Margin</th> <th>Level</th> <th>Factor</th> <th>Loss</th> <th>Factor</th> <th>Factor</th> </tr> <tr> <th>MHz</th> <th>dBuV/m</th> <th>dBuV/m</th> <th>dB</th> <th>dBuV</th> <th>dB/m</th> <th>dB</th> <th>dB</th> <th>dB</th> </tr> </thead> <tbody> <tr> <td>1</td> <td>2578.00</td> <td>110.19</td> <td>-----</td> <td>-----</td> <td>103.40</td> <td>32.44</td> <td>6.86</td> <td>32.51</td> <td>0.00</td> <td>394</td> <td>27</td> <td>Peak</td> </tr> <tr> <td>2</td> <td>5314.00</td> <td>98.92</td> <td>-----</td> <td>-----</td> <td>86.39</td> <td>34.54</td> <td>9.89</td> <td>31.90</td> <td>0.00</td> <td>394</td> <td>27</td> <td>Peak</td> </tr> </tbody> </table>	Limit	Read	Ant	Cable	Preamp	Aux	APos	TPos	Remark	Freq	Level	Line	Margin	Level	Factor	Loss	Factor	Factor	MHz	dBuV/m	dBuV/m	dB	dBuV	dB/m	dB	dB	dB	1	2578.00	110.19	-----	-----	103.40	32.44	6.86	32.51	0.00	394	27	Peak	2	5314.00	98.92	-----	-----	86.39	34.54	9.89	31.90	0.00	394	27	Peak
	Limit	Read	Ant	Cable	Preamp	Aux	APos	TPos	Remark																																																																																						
Freq	Level	Line	Margin	Level	Factor	Loss	Factor	Factor																																																																																							
MHz	dBuV/m	dBuV/m	dB	dBuV	dB/m	dB	dB	dB																																																																																							
1	5029.45	55.72	74.00	-18.28	43.67	34.10	9.68	31.73	0.00	394	27	PEAK																																																																																			
Limit	Read	Ant	Cable	Preamp	Aux	APos	TPos	Remark																																																																																							
Freq	Level	Line	Margin	Level	Factor	Loss	Factor	Factor																																																																																							
MHz	dBuV/m	dBuV/m	dB	dBuV	dB/m	dB	dB	dB																																																																																							
1	2578.00	110.19	-----	-----	103.40	32.44	6.86	32.51	0.00	394	27	Peak																																																																																			
2	5314.00	98.92	-----	-----	86.39	34.54	9.89	31.90	0.00	394	27	Peak																																																																																			
Avg	<table border="1"> <thead> <tr> <th>Limit</th> <th>Read</th> <th>Ant</th> <th>Cable</th> <th>Preamp</th> <th>Aux</th> <th>APos</th> <th>TPos</th> <th>Remark</th> </tr> <tr> <th>Freq</th> <th>Level</th> <th>Line</th> <th>Margin</th> <th>Level</th> <th>Factor</th> <th>Loss</th> <th>Factor</th> <th>Factor</th> </tr> <tr> <th>MHz</th> <th>dBuV/m</th> <th>dBuV/m</th> <th>dB</th> <th>dBuV</th> <th>dB/m</th> <th>dB</th> <th>dB</th> <th>dB</th> </tr> </thead> <tbody> <tr> <td>1</td> <td>5085.87</td> <td>44.45</td> <td>54.00</td> <td>-9.55</td> <td>32.38</td> <td>34.10</td> <td>9.73</td> <td>31.76</td> <td>0.00</td> <td>394</td> <td>27</td> <td>AVERAGE</td> </tr> </tbody> </table>	Limit	Read	Ant	Cable	Preamp	Aux	APos	TPos	Remark	Freq	Level	Line	Margin	Level	Factor	Loss	Factor	Factor	MHz	dBuV/m	dBuV/m	dB	dBuV	dB/m	dB	dB	dB	1	5085.87	44.45	54.00	-9.55	32.38	34.10	9.73	31.76	0.00	394	27	AVERAGE	<table border="1"> <thead> <tr> <th>Limit</th> <th>Read</th> <th>Ant</th> <th>Cable</th> <th>Preamp</th> <th>Aux</th> <th>APos</th> <th>TPos</th> <th>Remark</th> </tr> <tr> <th>Freq</th> <th>Level</th> <th>Line</th> <th>Margin</th> <th>Level</th> <th>Factor</th> <th>Loss</th> <th>Factor</th> <th>Factor</th> </tr> <tr> <th>MHz</th> <th>dBuV/m</th> <th>dBuV/m</th> <th>dB</th> <th>dBuV</th> <th>dB/m</th> <th>dB</th> <th>dB</th> <th>dB</th> </tr> </thead> <tbody> <tr> <td>1</td> <td>2578.00</td> <td>109.51</td> <td>-----</td> <td>-----</td> <td>102.72</td> <td>32.44</td> <td>6.86</td> <td>32.51</td> <td>0.00</td> <td>394</td> <td>27</td> <td>Average</td> </tr> <tr> <td>2</td> <td>5314.00</td> <td>90.39</td> <td>-----</td> <td>-----</td> <td>77.86</td> <td>34.54</td> <td>9.89</td> <td>31.90</td> <td>0.00</td> <td>394</td> <td>27</td> <td>Average</td> </tr> </tbody> </table>	Limit	Read	Ant	Cable	Preamp	Aux	APos	TPos	Remark	Freq	Level	Line	Margin	Level	Factor	Loss	Factor	Factor	MHz	dBuV/m	dBuV/m	dB	dBuV	dB/m	dB	dB	dB	1	2578.00	109.51	-----	-----	102.72	32.44	6.86	32.51	0.00	394	27	Average	2	5314.00	90.39	-----	-----	77.86	34.54	9.89	31.90	0.00	394	27	Average
Limit	Read	Ant	Cable	Preamp	Aux	APos	TPos	Remark																																																																																							
Freq	Level	Line	Margin	Level	Factor	Loss	Factor	Factor																																																																																							
MHz	dBuV/m	dBuV/m	dB	dBuV	dB/m	dB	dB	dB																																																																																							
1	5085.87	44.45	54.00	-9.55	32.38	34.10	9.73	31.76	0.00	394	27	AVERAGE																																																																																			
Limit	Read	Ant	Cable	Preamp	Aux	APos	TPos	Remark																																																																																							
Freq	Level	Line	Margin	Level	Factor	Loss	Factor	Factor																																																																																							
MHz	dBuV/m	dBuV/m	dB	dBuV	dB/m	dB	dB	dB																																																																																							
1	2578.00	109.51	-----	-----	102.72	32.44	6.86	32.51	0.00	394	27	Average																																																																																			
2	5314.00	90.39	-----	-----	77.86	34.54	9.89	31.90	0.00	394	27	Average																																																																																			

Remark: The Fundamental plot #1 is LTE Band 38 fundamental signal, #2 is WLAN TX fundamental signal.



		30																																									
Mode		Band Edge - R																																									
		U-NII-2A_802.11ac VHT40_CH62_TX + LTE Band 38 link																																									
Pol.	Vertical	Fundamental																																									
Peak	<table border="1"> <thead> <tr> <th>Limit</th> <th>Read</th> <th>Ant</th> <th>Cable</th> <th>Preamp</th> <th>Aux</th> <th>APos</th> <th>TPos</th> <th>Remark</th> </tr> <tr> <th>Freq</th> <th>Level</th> <th>Line</th> <th>Margin</th> <th>Level</th> <th>Factor</th> <th>Loss</th> <th>Factor</th> <th>Factor</th> </tr> <tr> <th>MHz</th> <th>dBuV/m</th> <th>dBuV/m</th> <th>dB</th> <th>dBuV</th> <th>dB/m</th> <th>dB</th> <th>dB</th> <th>dB</th> </tr> </thead> <tbody> <tr> <td>1</td> <td>5351.85</td> <td>55.17</td> <td>74.00</td> <td>-18.83</td> <td>42.54</td> <td>34.65</td> <td>9.91</td> <td>31.93</td> <td>0.00</td> <td>394</td> <td>27</td> <td>PEAK</td> </tr> </tbody> </table>	Limit	Read	Ant	Cable	Preamp	Aux	APos	TPos	Remark	Freq	Level	Line	Margin	Level	Factor	Loss	Factor	Factor	MHz	dBuV/m	dBuV/m	dB	dBuV	dB/m	dB	dB	dB	1	5351.85	55.17	74.00	-18.83	42.54	34.65	9.91	31.93	0.00	394	27	PEAK	Blank	
Limit	Read	Ant	Cable	Preamp	Aux	APos	TPos	Remark																																			
Freq	Level	Line	Margin	Level	Factor	Loss	Factor	Factor																																			
MHz	dBuV/m	dBuV/m	dB	dBuV	dB/m	dB	dB	dB																																			
1	5351.85	55.17	74.00	-18.83	42.54	34.65	9.91	31.93	0.00	394	27	PEAK																															
Avg	<table border="1"> <thead> <tr> <th>Limit</th> <th>Read</th> <th>Ant</th> <th>Cable</th> <th>Preamp</th> <th>Aux</th> <th>APos</th> <th>TPos</th> <th>Remark</th> </tr> <tr> <th>Freq</th> <th>Level</th> <th>Line</th> <th>Margin</th> <th>Level</th> <th>Factor</th> <th>Loss</th> <th>Factor</th> <th>Factor</th> </tr> <tr> <th>MHz</th> <th>dBuV/m</th> <th>dBuV/m</th> <th>dB</th> <th>dBuV</th> <th>dB/m</th> <th>dB</th> <th>dB</th> <th>dB</th> </tr> </thead> <tbody> <tr> <td>1</td> <td>5350.95</td> <td>46.27</td> <td>54.00</td> <td>-7.73</td> <td>33.63</td> <td>34.65</td> <td>9.91</td> <td>31.92</td> <td>0.00</td> <td>394</td> <td>27</td> <td>AVERAGE</td> </tr> </tbody> </table>	Limit	Read	Ant	Cable	Preamp	Aux	APos	TPos	Remark	Freq	Level	Line	Margin	Level	Factor	Loss	Factor	Factor	MHz	dBuV/m	dBuV/m	dB	dBuV	dB/m	dB	dB	dB	1	5350.95	46.27	54.00	-7.73	33.63	34.65	9.91	31.92	0.00	394	27	AVERAGE	Blank	
Limit	Read	Ant	Cable	Preamp	Aux	APos	TPos	Remark																																			
Freq	Level	Line	Margin	Level	Factor	Loss	Factor	Factor																																			
MHz	dBuV/m	dBuV/m	dB	dBuV	dB/m	dB	dB	dB																																			
1	5350.95	46.27	54.00	-7.73	33.63	34.65	9.91	31.92	0.00	394	27	AVERAGE																															



Mode	30																																																																																																											
	Harmonic																																																																																																											
	U-NII-2A_802.11ac VHT40_CH62_TX + LTE Band 38 link																																																																																																											
Pol.	Horizontal	Vertical																																																																																																										
Peak Avg	<table border="1"> <thead> <tr> <th>Limit</th> <th>Read</th> <th>Ant</th> <th>Cable</th> <th>Preamp</th> <th>Aux</th> <th>APos</th> <th>TPos</th> <th>Remark</th> </tr> <tr> <th>Freq</th> <th>Level</th> <th>Line</th> <th>Margin</th> <th>Level</th> <th>Factor</th> <th>Loss</th> <th>Factor</th> <th>Factor</th> </tr> <tr> <th>MHz</th> <th>dBuV/m</th> <th>dBuV/m</th> <th>dB</th> <th>dBuV</th> <th>dB/m</th> <th>dB</th> <th>dB</th> <th>dB</th> </tr> </thead> <tbody> <tr> <td>1</td> <td>7088.00</td> <td>58.72</td> <td>68.30</td> <td>-9.58</td> <td>73.49</td> <td>35.70</td> <td>11.56</td> <td>62.03</td> <td>0.00</td> <td>100</td> <td>257</td> <td>Peak</td> </tr> <tr> <td>2</td> <td>10620.00</td> <td>45.52</td> <td>74.00</td> <td>-28.48</td> <td>55.08</td> <td>37.77</td> <td>14.31</td> <td>61.64</td> <td>0.00</td> <td>300</td> <td>0</td> <td>PEAK</td> </tr> </tbody> </table>	Limit	Read	Ant	Cable	Preamp	Aux	APos	TPos	Remark	Freq	Level	Line	Margin	Level	Factor	Loss	Factor	Factor	MHz	dBuV/m	dBuV/m	dB	dBuV	dB/m	dB	dB	dB	1	7088.00	58.72	68.30	-9.58	73.49	35.70	11.56	62.03	0.00	100	257	Peak	2	10620.00	45.52	74.00	-28.48	55.08	37.77	14.31	61.64	0.00	300	0	PEAK	<table border="1"> <thead> <tr> <th>Limit</th> <th>Read</th> <th>Ant</th> <th>Cable</th> <th>Preamp</th> <th>Aux</th> <th>APos</th> <th>TPos</th> <th>Remark</th> </tr> <tr> <th>Freq</th> <th>Level</th> <th>Line</th> <th>Margin</th> <th>Level</th> <th>Factor</th> <th>Loss</th> <th>Factor</th> <th>Factor</th> </tr> <tr> <th>MHz</th> <th>dBuV/m</th> <th>dBuV/m</th> <th>dB</th> <th>dBuV</th> <th>dB/m</th> <th>dB</th> <th>dB</th> <th>dB</th> </tr> </thead> <tbody> <tr> <td>1</td> <td>7088.00</td> <td>53.19</td> <td>68.30</td> <td>-15.11</td> <td>67.96</td> <td>35.70</td> <td>11.56</td> <td>62.03</td> <td>0.00</td> <td>100</td> <td>84</td> <td>Peak</td> </tr> <tr> <td>2</td> <td>10620.00</td> <td>46.46</td> <td>74.00</td> <td>-27.54</td> <td>56.02</td> <td>37.77</td> <td>14.31</td> <td>61.64</td> <td>0.00</td> <td>100</td> <td>0</td> <td>PEAK</td> </tr> </tbody> </table>	Limit	Read	Ant	Cable	Preamp	Aux	APos	TPos	Remark	Freq	Level	Line	Margin	Level	Factor	Loss	Factor	Factor	MHz	dBuV/m	dBuV/m	dB	dBuV	dB/m	dB	dB	dB	1	7088.00	53.19	68.30	-15.11	67.96	35.70	11.56	62.03	0.00	100	84	Peak	2	10620.00	46.46	74.00	-27.54	56.02	37.77	14.31	61.64	0.00	100	0	PEAK
Limit	Read	Ant	Cable	Preamp	Aux	APos	TPos	Remark																																																																																																				
Freq	Level	Line	Margin	Level	Factor	Loss	Factor	Factor																																																																																																				
MHz	dBuV/m	dBuV/m	dB	dBuV	dB/m	dB	dB	dB																																																																																																				
1	7088.00	58.72	68.30	-9.58	73.49	35.70	11.56	62.03	0.00	100	257	Peak																																																																																																
2	10620.00	45.52	74.00	-28.48	55.08	37.77	14.31	61.64	0.00	300	0	PEAK																																																																																																
Limit	Read	Ant	Cable	Preamp	Aux	APos	TPos	Remark																																																																																																				
Freq	Level	Line	Margin	Level	Factor	Loss	Factor	Factor																																																																																																				
MHz	dBuV/m	dBuV/m	dB	dBuV	dB/m	dB	dB	dB																																																																																																				
1	7088.00	53.19	68.30	-15.11	67.96	35.70	11.56	62.03	0.00	100	84	Peak																																																																																																
2	10620.00	46.46	74.00	-27.54	56.02	37.77	14.31	61.64	0.00	100	0	PEAK																																																																																																



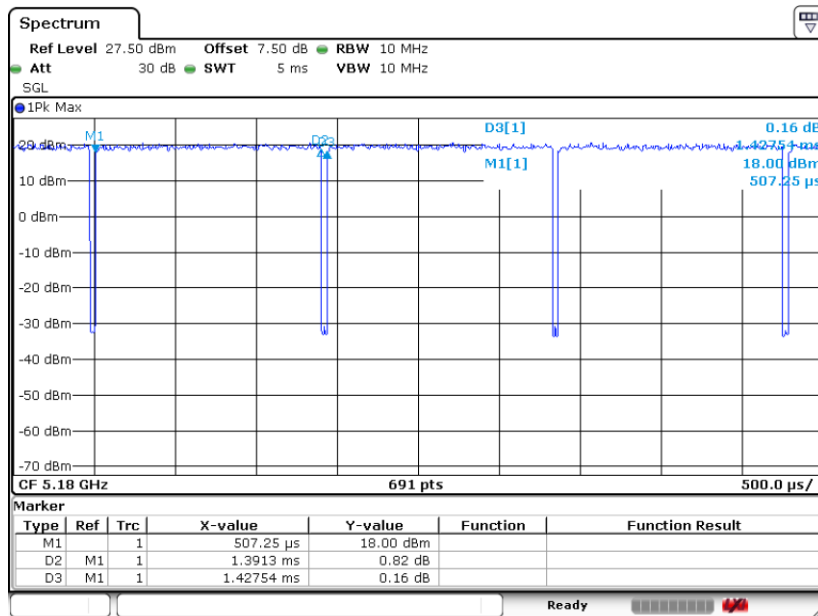
Mode	31																																																																																																																																																																																							
	LF																																																																																																																																																																																							
	U-NII-2A_5.25-5.35_802.11ac_VHT40_CH62_5310MHz																																																																																																																																																																																							
Pol.	Horizontal	Vertical																																																																																																																																																																																						
QP/ Peak	<table border="1"> <thead> <tr> <th>Peak</th> <th>Freq (MHz)</th> <th>Level (dBuV/m)</th> <th>Limit (dBuV/m)</th> <th>Line Margin (dB)</th> <th>Read Level (dBuV)</th> <th>Ant Factor (dB/m)</th> <th>Cable Loss (dB)</th> <th>Preamp Factor (dB)</th> <th>Aux Factor (dB)</th> <th>APos (cm)</th> <th>TPos (deg)</th> <th>Remark</th> </tr> </thead> <tbody> <tr><td>1</td><td>30.97</td><td>20.57</td><td>40.00</td><td>-19.43</td><td>28.65</td><td>24.44</td><td>0.47</td><td>32.99</td><td>0.00</td><td>---</td><td>---</td><td>Peak</td></tr> <tr><td>2</td><td>302.57</td><td>33.01</td><td>46.00</td><td>-12.99</td><td>44.05</td><td>19.42</td><td>2.35</td><td>32.81</td><td>0.00</td><td>---</td><td>---</td><td>Peak</td></tr> <tr><td>3</td><td>361.74</td><td>25.34</td><td>46.00</td><td>-20.66</td><td>34.95</td><td>20.74</td><td>2.56</td><td>32.91</td><td>0.00</td><td>---</td><td>---</td><td>Peak</td></tr> <tr><td>4</td><td>659.53</td><td>26.40</td><td>46.00</td><td>-19.60</td><td>29.36</td><td>26.53</td><td>3.48</td><td>32.97</td><td>0.00</td><td>---</td><td>---</td><td>Peak</td></tr> <tr><td>5</td><td>827.34</td><td>30.20</td><td>46.00</td><td>-15.80</td><td>29.90</td><td>28.96</td><td>3.88</td><td>32.54</td><td>0.00</td><td>---</td><td>---</td><td>Peak</td></tr> <tr><td>6</td><td>939.86</td><td>32.02</td><td>46.00</td><td>-13.98</td><td>29.03</td><td>30.55</td><td>4.13</td><td>31.69</td><td>0.00</td><td>---</td><td>---</td><td>Peak</td></tr> </tbody> </table>	Peak	Freq (MHz)	Level (dBuV/m)	Limit (dBuV/m)	Line Margin (dB)	Read Level (dBuV)	Ant Factor (dB/m)	Cable Loss (dB)	Preamp Factor (dB)	Aux Factor (dB)	APos (cm)	TPos (deg)	Remark	1	30.97	20.57	40.00	-19.43	28.65	24.44	0.47	32.99	0.00	---	---	Peak	2	302.57	33.01	46.00	-12.99	44.05	19.42	2.35	32.81	0.00	---	---	Peak	3	361.74	25.34	46.00	-20.66	34.95	20.74	2.56	32.91	0.00	---	---	Peak	4	659.53	26.40	46.00	-19.60	29.36	26.53	3.48	32.97	0.00	---	---	Peak	5	827.34	30.20	46.00	-15.80	29.90	28.96	3.88	32.54	0.00	---	---	Peak	6	939.86	32.02	46.00	-13.98	29.03	30.55	4.13	31.69	0.00	---	---	Peak	<table border="1"> <thead> <tr> <th>Peak</th> <th>Freq (MHz)</th> <th>Level (dBuV/m)</th> <th>Limit (dBuV/m)</th> <th>Line Margin (dB)</th> <th>Read Level (dBuV)</th> <th>Ant Factor (dB/m)</th> <th>Cable Loss (dB)</th> <th>Preamp Factor (dB)</th> <th>Aux Factor (dB)</th> <th>APos (cm)</th> <th>TPos (deg)</th> <th>Remark</th> </tr> </thead> <tbody> <tr><td>1</td><td>30.97</td><td>29.07</td><td>40.00</td><td>-10.93</td><td>37.15</td><td>24.44</td><td>0.47</td><td>32.99</td><td>0.00</td><td>---</td><td>---</td><td>Peak</td></tr> <tr><td>2</td><td>217.21</td><td>26.47</td><td>46.00</td><td>-19.53</td><td>42.05</td><td>15.25</td><td>1.99</td><td>32.82</td><td>0.00</td><td>---</td><td>---</td><td>Peak</td></tr> <tr><td>3</td><td>503.36</td><td>23.96</td><td>46.00</td><td>-22.04</td><td>29.85</td><td>24.01</td><td>3.03</td><td>32.93</td><td>0.00</td><td>---</td><td>---</td><td>Peak</td></tr> <tr><td>4</td><td>633.34</td><td>27.01</td><td>46.00</td><td>-18.99</td><td>29.93</td><td>26.67</td><td>3.40</td><td>32.99</td><td>0.00</td><td>---</td><td>---</td><td>Peak</td></tr> <tr><td>5</td><td>836.07</td><td>29.01</td><td>46.00</td><td>-16.99</td><td>28.39</td><td>29.20</td><td>3.90</td><td>32.48</td><td>0.00</td><td>---</td><td>---</td><td>Peak</td></tr> <tr><td>6</td><td>948.59</td><td>31.29</td><td>46.00</td><td>-14.71</td><td>27.89</td><td>30.91</td><td>4.15</td><td>31.66</td><td>0.00</td><td>---</td><td>---</td><td>Peak</td></tr> </tbody> </table>	Peak	Freq (MHz)	Level (dBuV/m)	Limit (dBuV/m)	Line Margin (dB)	Read Level (dBuV)	Ant Factor (dB/m)	Cable Loss (dB)	Preamp Factor (dB)	Aux Factor (dB)	APos (cm)	TPos (deg)	Remark	1	30.97	29.07	40.00	-10.93	37.15	24.44	0.47	32.99	0.00	---	---	Peak	2	217.21	26.47	46.00	-19.53	42.05	15.25	1.99	32.82	0.00	---	---	Peak	3	503.36	23.96	46.00	-22.04	29.85	24.01	3.03	32.93	0.00	---	---	Peak	4	633.34	27.01	46.00	-18.99	29.93	26.67	3.40	32.99	0.00	---	---	Peak	5	836.07	29.01	46.00	-16.99	28.39	29.20	3.90	32.48	0.00	---	---	Peak	6	948.59	31.29	46.00	-14.71	27.89	30.91	4.15	31.66	0.00	---	---	Peak
Peak	Freq (MHz)	Level (dBuV/m)	Limit (dBuV/m)	Line Margin (dB)	Read Level (dBuV)	Ant Factor (dB/m)	Cable Loss (dB)	Preamp Factor (dB)	Aux Factor (dB)	APos (cm)	TPos (deg)	Remark																																																																																																																																																																												
1	30.97	20.57	40.00	-19.43	28.65	24.44	0.47	32.99	0.00	---	---	Peak																																																																																																																																																																												
2	302.57	33.01	46.00	-12.99	44.05	19.42	2.35	32.81	0.00	---	---	Peak																																																																																																																																																																												
3	361.74	25.34	46.00	-20.66	34.95	20.74	2.56	32.91	0.00	---	---	Peak																																																																																																																																																																												
4	659.53	26.40	46.00	-19.60	29.36	26.53	3.48	32.97	0.00	---	---	Peak																																																																																																																																																																												
5	827.34	30.20	46.00	-15.80	29.90	28.96	3.88	32.54	0.00	---	---	Peak																																																																																																																																																																												
6	939.86	32.02	46.00	-13.98	29.03	30.55	4.13	31.69	0.00	---	---	Peak																																																																																																																																																																												
Peak	Freq (MHz)	Level (dBuV/m)	Limit (dBuV/m)	Line Margin (dB)	Read Level (dBuV)	Ant Factor (dB/m)	Cable Loss (dB)	Preamp Factor (dB)	Aux Factor (dB)	APos (cm)	TPos (deg)	Remark																																																																																																																																																																												
1	30.97	29.07	40.00	-10.93	37.15	24.44	0.47	32.99	0.00	---	---	Peak																																																																																																																																																																												
2	217.21	26.47	46.00	-19.53	42.05	15.25	1.99	32.82	0.00	---	---	Peak																																																																																																																																																																												
3	503.36	23.96	46.00	-22.04	29.85	24.01	3.03	32.93	0.00	---	---	Peak																																																																																																																																																																												
4	633.34	27.01	46.00	-18.99	29.93	26.67	3.40	32.99	0.00	---	---	Peak																																																																																																																																																																												
5	836.07	29.01	46.00	-16.99	28.39	29.20	3.90	32.48	0.00	---	---	Peak																																																																																																																																																																												
6	948.59	31.29	46.00	-14.71	27.89	30.91	4.15	31.66	0.00	---	---	Peak																																																																																																																																																																												



## Appendix D. Duty Cycle Plots

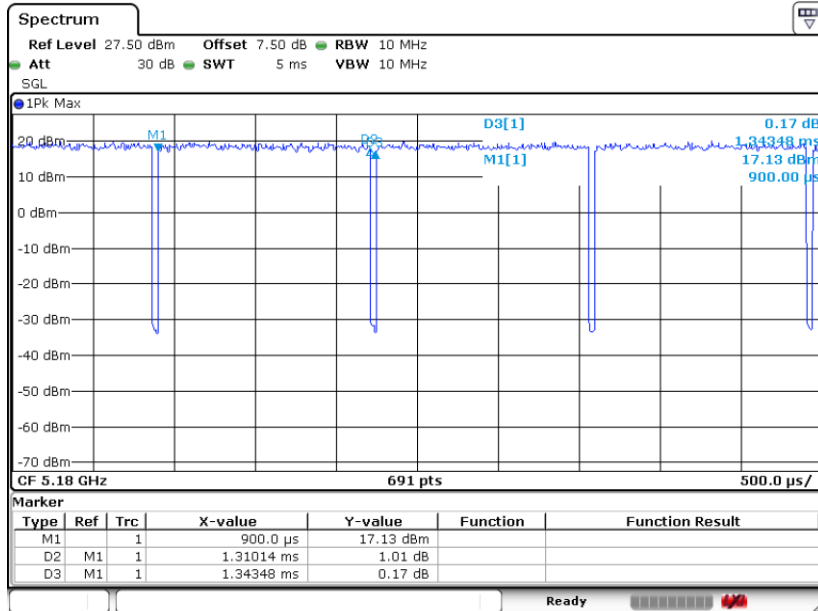
Band	Duty Cycle(%)	T(ms)	1/T(kHz)	VBW Setting
802.11a	97.46	1.391	0.719	0.75KHz
802.11ac VHT20	97.52	1.310	0.763	0.82KHz
802.11ac VHT40	94.53	0.654	1.530	1.6KHz
802.11ac VHT80	90.69	0.325	3.080	3.3KHz

### 802.11a

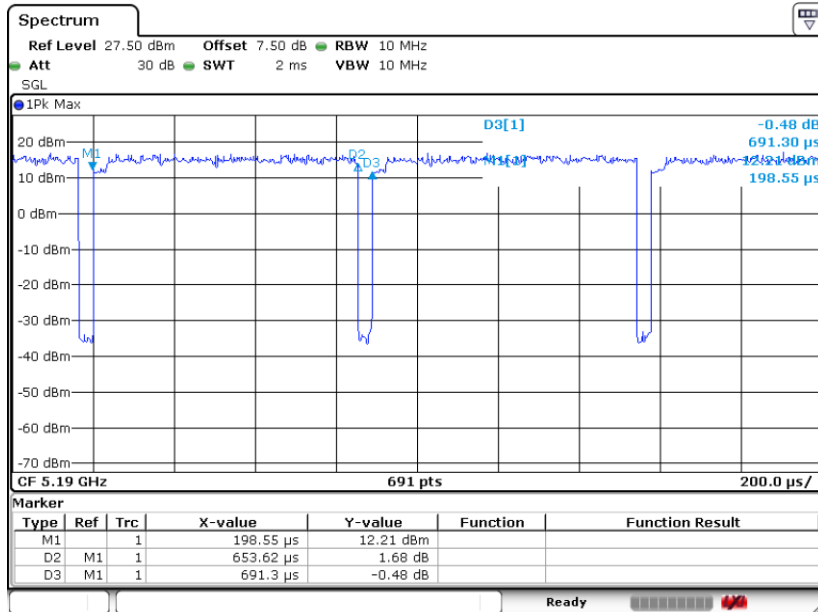




802.11ac VHT20



802.11ac VHT40







802.11ac VHT80

