



FCC RF Test Report

APPLICANT : Xiaomi Communications Co., Ltd.
EQUIPMENT : Mobile Phone
BRAND NAME : Redmi
MODEL NAME : 23021RAAEG
FCC ID : 2AFZZAAEG
STANDARD : FCC Part 15 Subpart C §15.247
CLASSIFICATION : (DTS) Digital Transmission System
TEST DATE(S) : Nov. 21, 2022 ~ Dec. 16, 2022

We, Sporton International Inc. (Kunshan), would like to declare that the tested sample has been evaluated in accordance with the test procedures and has been in compliance with the applicable technical standards.

The test results in this report apply exclusively to the tested model / sample. Without written approval of Sporton International Inc. (Kunshan), the test report shall not be reproduced except in full.

Jason Jia



Approved by: Jason Jia

Sporton International Inc. (Kunshan)

**No. 1098, Pengxi North Road, Kunshan Economic Development Zone Jiangsu Province 215300
People's Republic of China**



TABLE OF CONTENTS

REVISION HISTORY..... 3

SUMMARY OF TEST RESULT 4

1 GENERAL DESCRIPTION 5

 1.1 Applicant 5

 1.2 Manufacturer 5

 1.3 Product Feature of Equipment Under Test..... 5

 1.4 Product Specification of Equipment Under Test..... 5

 1.5 Modification of EUT 5

 1.6 Testing Location 6

 1.7 Test Software..... 6

 1.8 Applicable Standards..... 6

2 TEST CONFIGURATION OF EQUIPMENT UNDER TEST 7

 2.1 Carrier Frequency and Channel 7

 2.2 Test Mode..... 8

 2.3 Connection Diagram of Test System..... 9

 2.4 Support Unit used in test configuration and system 10

 2.5 EUT Operation Test Setup 10

 2.6 Measurement Results Explanation Example..... 10

3 TEST RESULT..... 11

 3.1 6dB and 99% Bandwidth Measurement 11

 3.2 Output Power Measurement..... 13

 3.3 Power Spectral Density Measurement 14

 3.4 Conducted Band Edges and Spurious Emission Measurement 16

 3.5 Radiated Band Edges and Spurious Emission Measurement 26

 3.6 AC Conducted Emission Measurement..... 30

 3.7 Antenna Requirements 32

4 LIST OF MEASURING EQUIPMENT 33

5 UNCERTAINTY OF EVALUATION 34

APPENDIX A. CONDUCTED TEST RESULTS

APPENDIX B. AC CONDUCTED EMISSION TEST RESULT

APPENDIX C. RADIATED SPURIOUS EMISSION

APPENDIX D. DUTY CYCLE PLOTS

APPENDIX E. SETUP PHOTOGRAPHS



REVISION HISTORY

REPORT NO.	VERSION	DESCRIPTION	ISSUED DATE
FR202913C	Rev. 01	Initial issue of report	Jan. 06, 2023



SUMMARY OF TEST RESULT

Report Section	FCC Rule	Description	Limit	Result	Remark
3.1	15.247(a)(2)	6dB Bandwidth	≥ 0.5MHz	Pass	-
3.1	-	99% Bandwidth	-	Report Only	-
3.2	15.247(b)	Power Output Measurement	≤ 30dBm	Pass	-
3.3	15.247(e)	Power Spectral Density	≤ 8dBm/3kHz	Pass	-
3.4	15.247(d)	Conducted Band Edges	≤ 20dBc	Pass	-
		Conducted Spurious Emission		Pass	-
3.5	15.247(d)	Radiated Band Edges and Radiated Spurious Emission	15.209(a) & 15.247(d)	Pass	Under limit 3.06 dB at 2389.95 MHz
3.6	15.207	AC Conducted Emission	15.207(a)	Pass	Under limit 17.91 dB at 0.176 MHz
3.7	15.203 & 15.247(b)	Antenna Requirement	15.203 & 15.247(b)	Pass	-

Declaration of Conformity:
The test results with all measurement uncertainty excluded are presented in accordance with the regulation limits.
Comments and Explanations:
The declared of product specification for EUT presented in the report are provided by the manufacturer, and the manufacturer takes all the responsibilities for the accuracy of product specification.



1 General Description

1.1 Applicant

Xiaomi Communications Co., Ltd.

#019, 9th Floor, Building 6, 33 Xi'erqi Middle Road, Haidian District, Beijing, China, 100085

1.2 Manufacturer

Xiaomi Communications Co., Ltd.

#019, 9th Floor, Building 6, 33 Xi'erqi Middle Road, Haidian District, Beijing, China, 100085

1.3 Product Feature of Equipment Under Test

Product Feature	
Equipment	Mobile Phone
Brand Name	Redmi
Model Name	23021RAAEG
FCC ID	2AFZZAAEG
IMEI Code	Conducted: 865480060045901/865480060045919 Conduction/Radiation: 865480060043807/865480060043815
HW Version	P1.1
SW Version	MIUI14
EUT Stage	Identical Prototype

Remark: The above EUT's information was declared by manufacturer. Please refer to the specifications or user's manual for more detailed description.

1.4 Product Specification of Equipment Under Test

Standards-related Product Specification	
Tx/Rx Channel Frequency Range	2412 MHz ~ 2462 MHz
Maximum (Peak) Output Power to antenna	802.11b : 21.37 dBm (0.1371 W) 802.11g : 23.03 dBm (0.2009 W) 802.11n HT20 : 22.96 dBm (0.1977 W)
Maximum 99% OBW	802.11b : 14.44 MHz 802.11g : 17.83 MHz 802.11n HT20 : 18.88 MHz
Antenna Type / Gain	PIFA Antenna with gain 0.1 dBi
Type of Modulation	802.11b : DSSS (DBPSK / DQPSK / CCK) 802.11g/n : OFDM (BPSK / QPSK / 16QAM / 64QAM)

1.5 Modification of EUT

No modifications are made to the EUT during all test items.



1.6 Testing Location

Sporton International Inc. (Kunshan) is accredited to ISO/IEC 17025:2017 by American Association for Laboratory Accreditation with Certificate Number 5145.02.

Test Firm	Sporton International Inc. (Kunshan)		
Test Site Location	No. 1098, Pengxi North Road, Kunshan Economic Development Zone Jiangsu Province 215300 People’s Republic of China TEL : +86-512-57900158 FAX : +86-512-57900958		
Test Site No.	Sporton Site No.	FCC Designation No.	FCC Test Firm Registration No.
	CO01-KS 03CH06-KS TH01-KS	CN1257	314309

1.7 Test Software

Item	Site	Manufacturer	Name	Version
1.	03CH06-KS	AUDIX	E3	6.2009-8-24al
2.	CO01-KS	AUDIX	E3	6.2009-8-24

1.8 Applicable Standards

According to the specifications of the manufacturer, the EUT must comply with the requirements of the following standards:

- 47 CFR Part 15 Subpart C §15.247
- FCC KDB 558074 D01 15.247 Meas Guidance v05r02
- ANSI C63.10-2013

Remark:

1. All test items were verified and recorded according to the standards and without any deviation during the test.
2. This EUT has also been tested and complied with the requirements of FCC Part 15, Subpart B, recorded in a separate test report.



2 Test Configuration of Equipment Under Test

- a. The EUT has been associated with peripherals and configuration operated in a manner tended to maximize its emission characteristics in a typical application. Frequency range investigated: conduction emission (150 kHz to 30 MHz), radiation emission (9 kHz to the 10th harmonic of the highest fundamental frequency or to 40 GHz, whichever is lower). For radiated measurement, pre-scanned in three orthogonal panels, X, Y, Z. The worst cases (X plane) were recorded in this report.
- b. AC power line Conducted Emission was tested under maximum output power.

2.1 Carrier Frequency and Channel

Frequency Band	Channel	Freq. (MHz)	Channel	Freq. (MHz)
2400-2483.5 MHz	1	2412	7	2442
	2	2417	8	2447
	3	2422	9	2452
	4	2427	10	2457
	5	2432	11	2462
	6	2437		



2.2 Test Mode

Final test modes are considering the modulation and worse data rates as below table.

Modulation	Data Rate
802.11b	1 Mbps
802.11g	6 Mbps
802.11n HT20	MCS0

RSE Colocation mode
LTE Band38 Link + WLAN 2.4G 802.11g CH01 Link

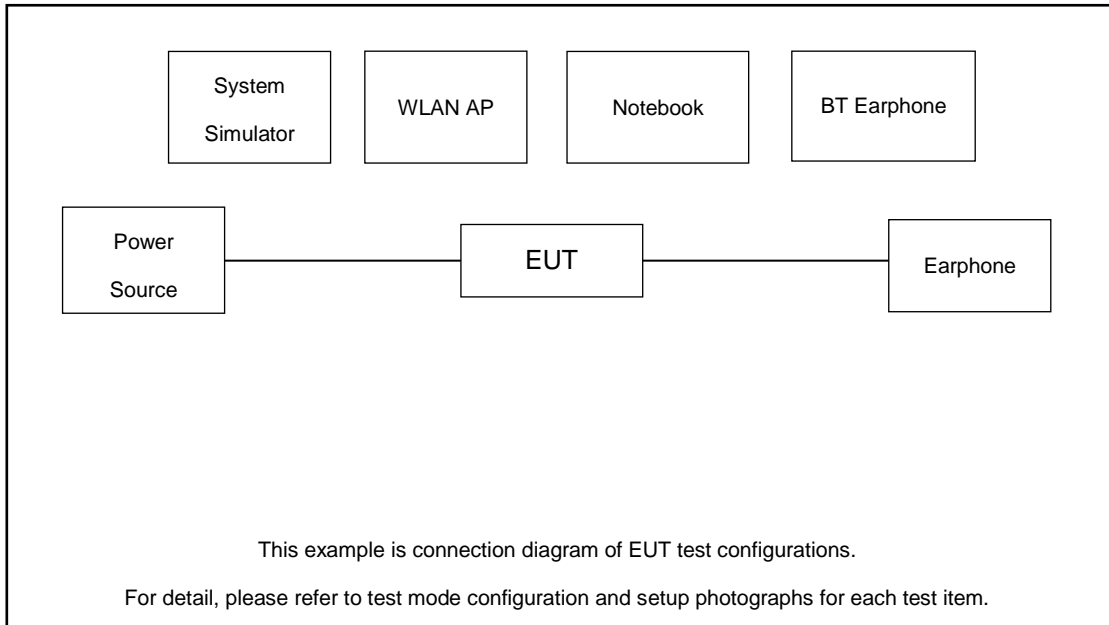
Test Cases	
AC Conducted Emission	Mode 1 :GSM 850 Idle + BT Link + WLAN Link(2.4G) + USB Cable 1(Charging from Adapter) + Earphone

Remark:

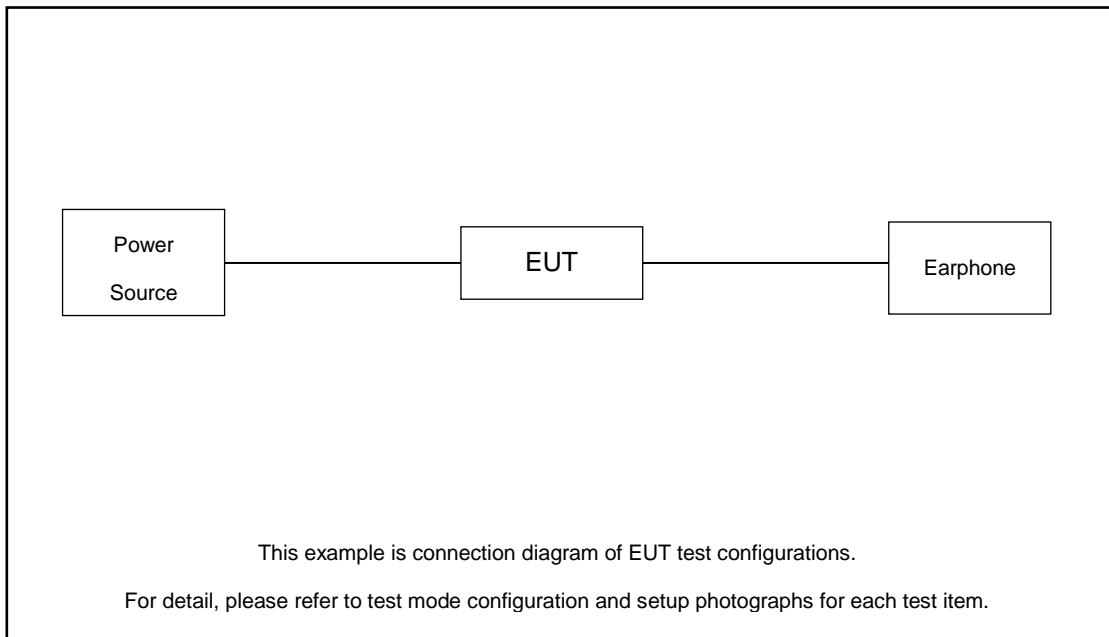
1. For Radiated Test Cases, The tests were performance with Adapter, Earphone and USB Cable.
2. The RSE Co-location mode is assessed from the worst WWAN Link + WLAN TX mode.

2.3 Connection Diagram of Test System

For Conducted Emission:



For Radiated Emission:



2.4 Support Unit used in test configuration and system

Item	Equipment	Trade Name	Model Name	FCC ID	Data Cable	Power Cord
1.	System Simulator	Anritus	MT8821C	N/A	N/A	Unshielded, 1.8m
2.	WLAN AP	D-link	DIR-655	KA21R655B1	N/A	Unshielded, 1.8m
3.	Notebook	Lenovo	G480	QDS-BRCM1050I	N/A	AC I/P: Unshielded, 1.8 m DC O/P: Shielded, 1.8 m
4.	Bluetooth Earphone	Xiaomi	LYEJ02LM	N/A	N/A	N/A
5.	Earphone	MI	EM023	N/A	N/A	N/A

2.5 EUT Operation Test Setup

For WLAN RF test items, an engineering test program was provided and enabled to make EUT continuous transmit.

For AC power line conducted emissions, the EUT was set to connect with the WLAN AP under large package sizes transmission.

2.6 Measurement Results Explanation Example

For all conducted test items:

The offset level is set in the spectrum analyzer to compensate the RF cable loss between EUT conducted output port and spectrum analyzer. With the offset compensation, the spectrum analyzer reading level is exactly the EUT RF output level.

Example:

The spectrum analyzer offset is derived from RF cable loss.

$Offset = RF\ cable\ loss.$

Following shows an offset computation example with cable loss 5.8 dB.

$Offset(dB) = RF\ cable\ loss(dB).$

$= 5.8\ (dB)$

3 Test Result

3.1 6dB and 99% Bandwidth Measurement

3.1.1 Limit of 6dB and 99% Bandwidth

The minimum 6 dB bandwidth shall be at least 500 kHz.

3.1.2 Measuring Instruments

The measuring equipment is listed in the section 4 of this test report.

3.1.3 Test Procedures

1. The testing follows ANSI C63.10-2013 clause 11.8
2. The RF output of EUT was connected to the spectrum analyzer by RF cable and attenuator. The path loss was compensated to the results for each measurement.
3. Set to the maximum power setting and enable the EUT transmit continuously.
4. Make the measurement with the spectrum analyzer's resolution bandwidth (RBW) = 100 kHz. Set the Video bandwidth (VBW) = 300 kHz. In order to make an accurate measurement. The 6 dB bandwidth must be greater than 500 kHz.
5. For 99% Bandwidth Measurement, the spectrum analyzer's resolution bandwidth (RBW) = 1%~5% of OBW and set the Video bandwidth (VBW) = 3MHz.
6. Measure and record the results in the test report.

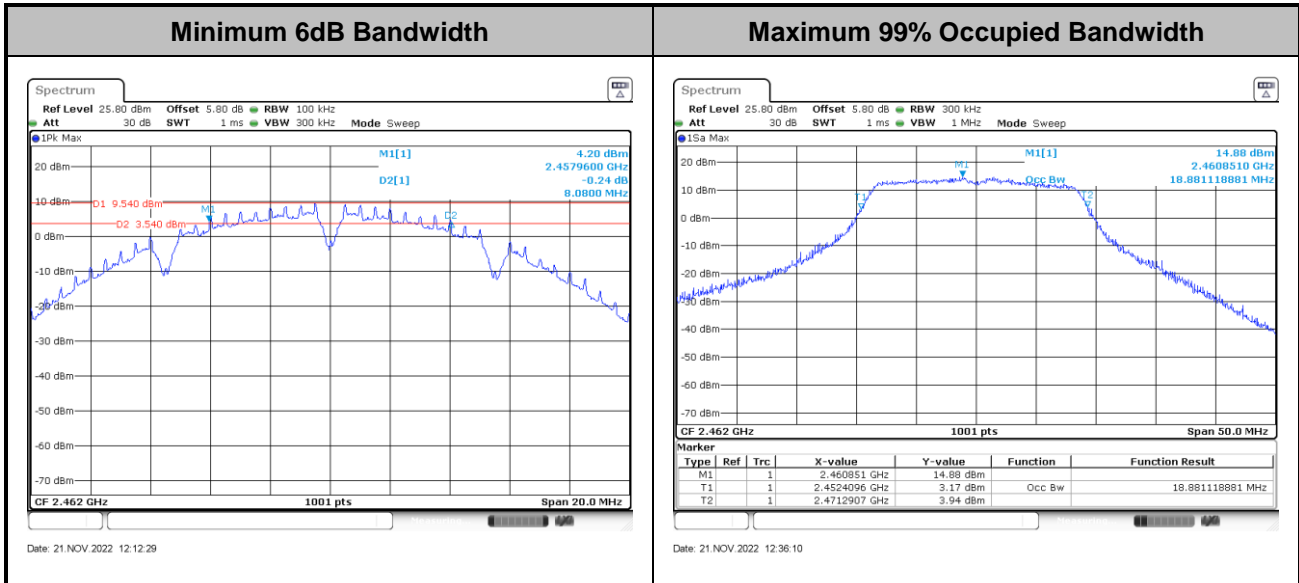
3.1.4 Test Setup





3.1.5 Test Result of 6dB and 99% Occupied Bandwidth

Please refer to Appendix A.



Note : The occupied channel bandwidth is maintained within the band of operation for all of the modulations.

3.2 Output Power Measurement

3.2.1 Limit of Output Power

For systems using digital modulation in the 2400-2483.5MHz, the limit for peak output power is 30dBm. If transmitting antenna with directional gain greater than 6dBi is used, the peak output power from the intentional radiator shall be reduced below the above stated value by the amount in dB that the directional gain of the antenna exceeds 6 dBi. In case of point-to-point operation, the limit has to be reduced by 1dB for every 3dB that the directional gain of the antenna exceeds 6dBi.

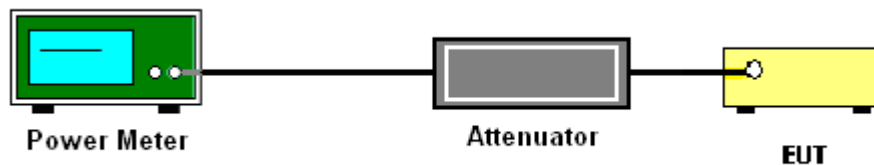
3.2.2 Measuring Instruments

The measuring equipment is listed in the section 4 of this test report.

3.2.3 Test Procedures

1. The testing follows the Measurement Procedure of ANSI C63.10-2013 clause 11.9.1.3 PKPM1 Peak power meter or ANSI C63.10-2013 clause 11.9.2.3.1 Method AVGPM method.
2. The RF output of EUT was connected to the power meter by RF cable and attenuator. The path loss was compensated to the results for each measurement.
3. Set to the maximum power setting and enable the EUT transmit continuously.
4. Measure the conducted output power and record the results in the test report.

3.2.4 Test Setup



3.2.5 Test Result of Peak Output Power

Please refer to Appendix A.

3.2.6 Test Result of Average Output Power (Reporting Only)

Please refer to Appendix A.

3.3 Power Spectral Density Measurement

3.3.1 Limit of Power Spectral Density

The peak power spectral density shall not be greater than 8dBm in any 3kHz band at any time interval of continuous transmission.

3.3.2 Measuring Instruments

The measuring equipment is listed in the section 4 of this test report.

3.3.3 Test Procedures

1. The testing follows Measurement Procedure of ANSI C63.10-2013 clause 11.10.2 Method PKPSD.
2. The RF output of EUT was connected to the spectrum analyzer by RF cable and attenuator. The path loss was compensated to the results for each measurement.
3. Set to the maximum power setting and enable the EUT transmit continuously.
4. Make the measurement with the spectrum analyzer's resolution bandwidth (RBW) = 3 kHz. Video bandwidth VBW = 10 kHz In order to make an accurate measurement, set the span to 1.5 times DTS Channel Bandwidth. (6dB BW)
5. Detector = peak, Sweep time = auto couple, Trace mode = max hold, Allow trace to fully stabilize. Use the peak marker function to determine the maximum power level.
6. Measure and record the results in the test report.

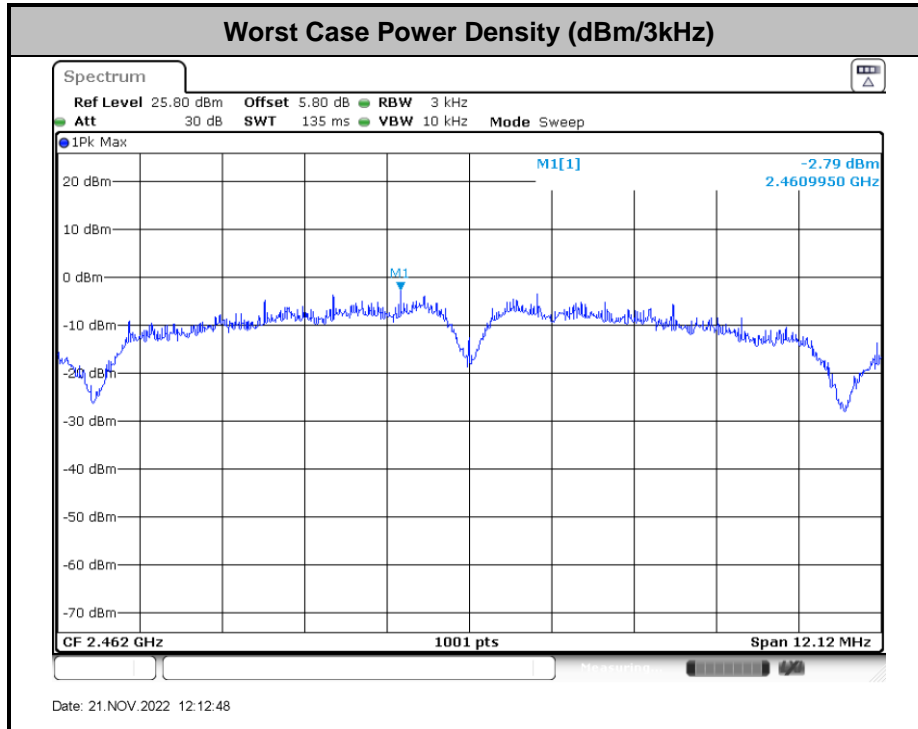
3.3.4 Test Setup





3.3.5 Test Result of Power Spectral Density

Please refer to Appendix A.



3.4 Conducted Band Edges and Spurious Emission Measurement

3.4.1 Limit of Conducted Band Edges and Spurious Emission Measurement

In any 100 kHz bandwidth outside of the authorized frequency band, the emissions which fall in the non-restricted bands shall be attenuated at least 20 dB relative to the maximum PSD level in 100 kHz by RF conducted measurement.

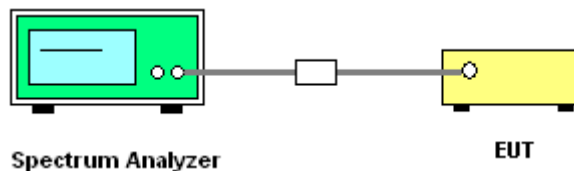
3.4.2 Measuring Instruments

The measuring equipment is listed in the section 4 of this test report.

3.4.3 Test Procedures

1. The testing follows ANSI C63.10-2013 clause 11.13
2. The RF output of EUT was connected to the spectrum analyzer by RF cable and attenuator. The path loss was compensated to the results for each measurement.
3. Set to the maximum power setting and enable the EUT transmit continuously.
4. Set RBW = 100 kHz, VBW=300 kHz, Peak Detector. Unwanted Emissions measured in any 100 kHz bandwidth outside of the authorized frequency band shall be attenuated by at least 20 dB relative to the maximum in-band peak PSD level in 100 kHz when maximum peak conducted output power procedure is used. If the transmitter complies with the conducted power limits based on the use of RMS averaging over a time interval, the attenuation required under this paragraph shall be 30 dB instead of 20 dB per 15.247(d).
5. Measure and record the results in the test report.
6. The RF fundamental frequency should be excluded against the limit line in the operating frequency band.

3.4.4 Test Setup

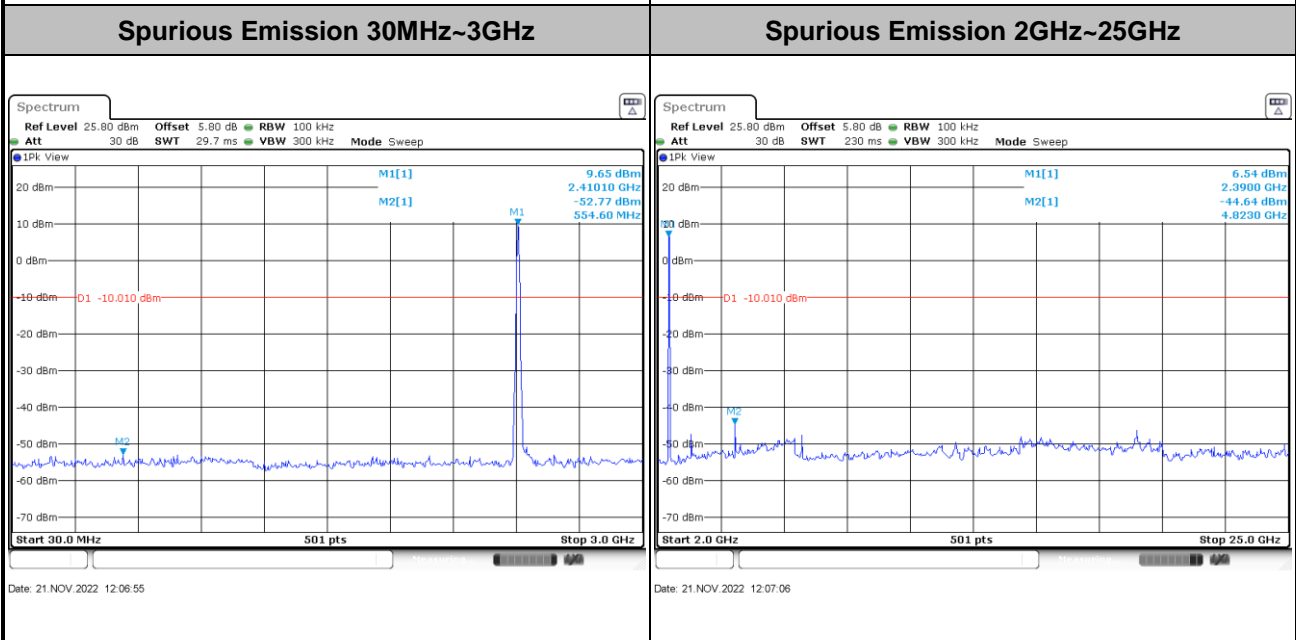
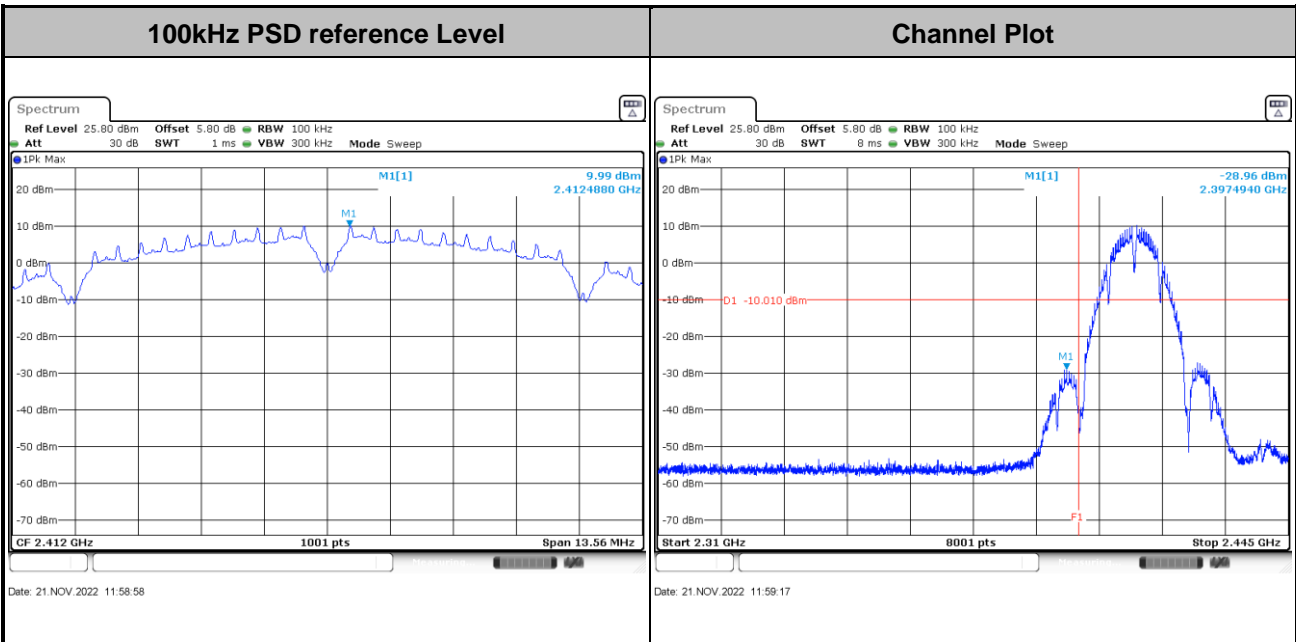




3.4.5 Test Result of Conducted Band Edges and Spurious Emission

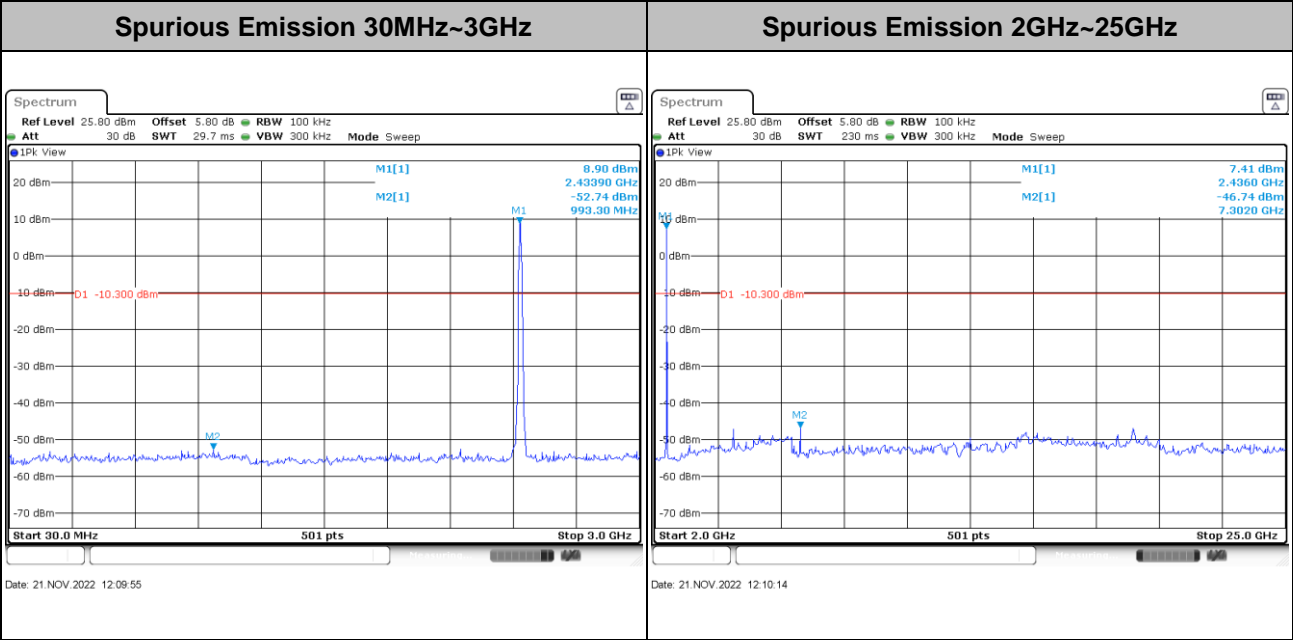
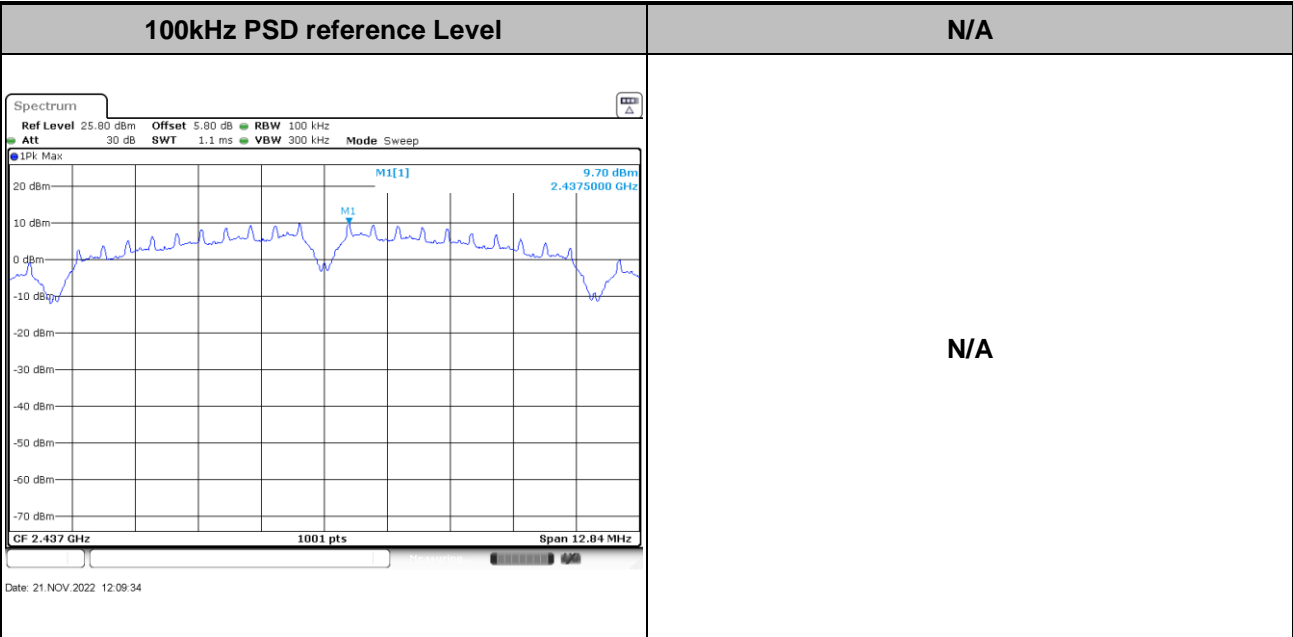
Test Engineer : Jacob Zhang	Temperature : 21~25°C
	Relative Humidity : 51~54%

Test Mode : 802.11b	Test Channel : 01
---------------------	-------------------



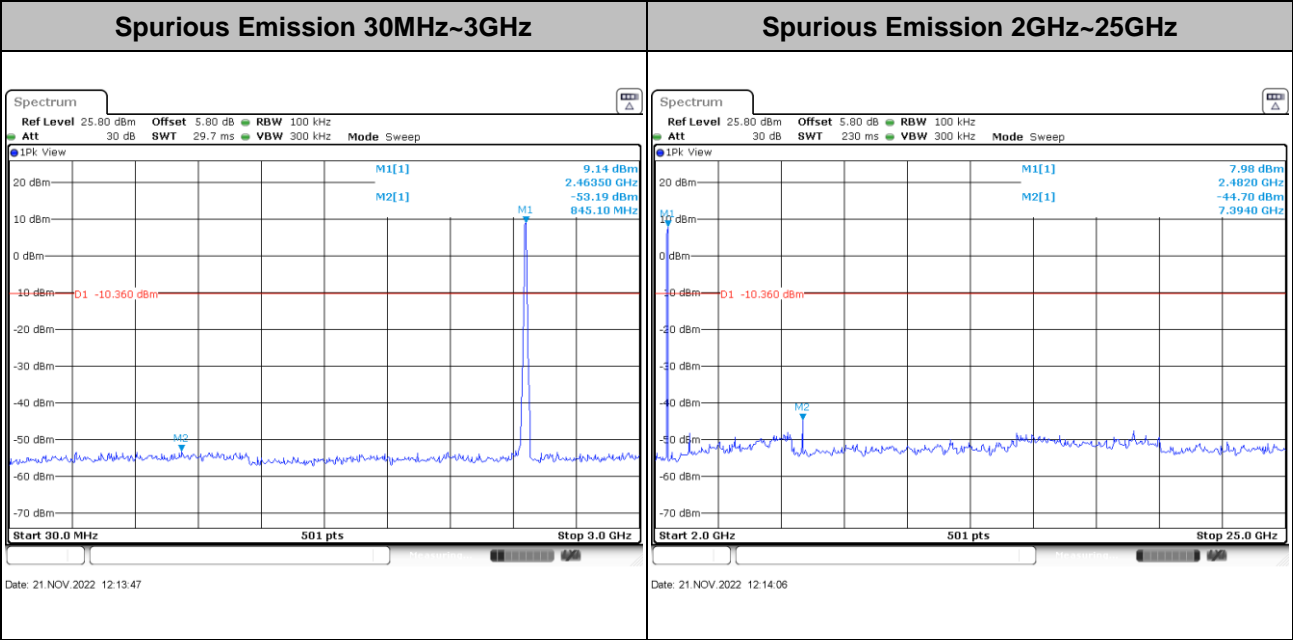
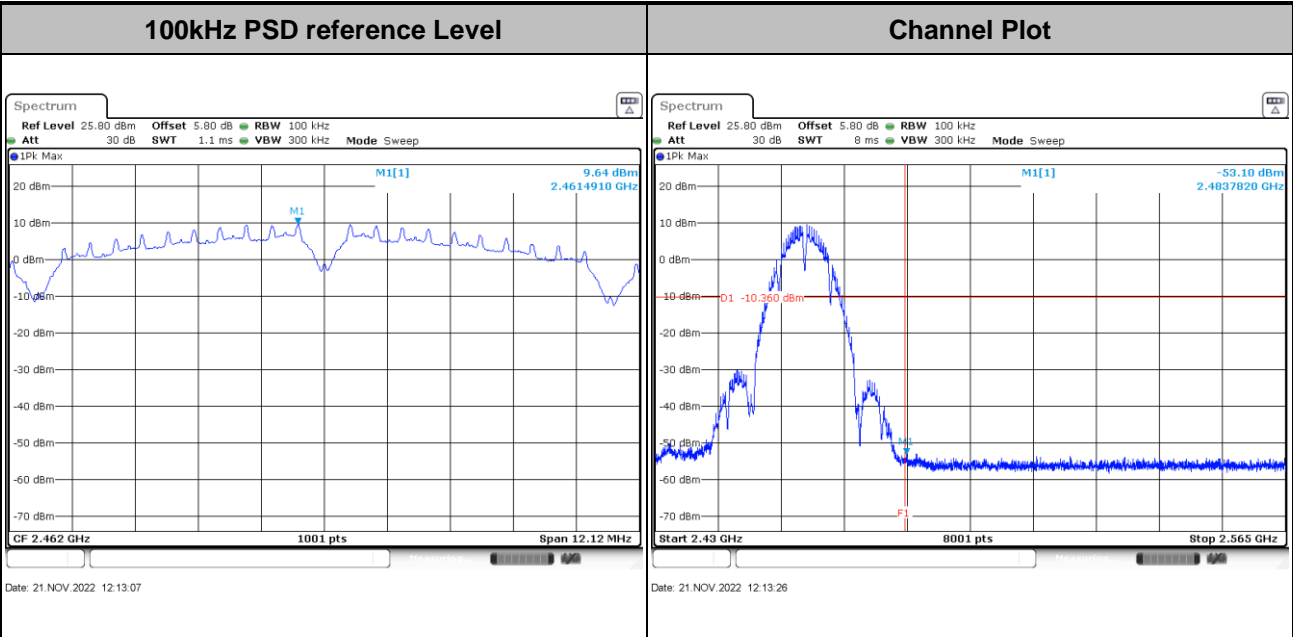


Test Mode :	802.11b	Test Channel :	06
-------------	---------	----------------	----



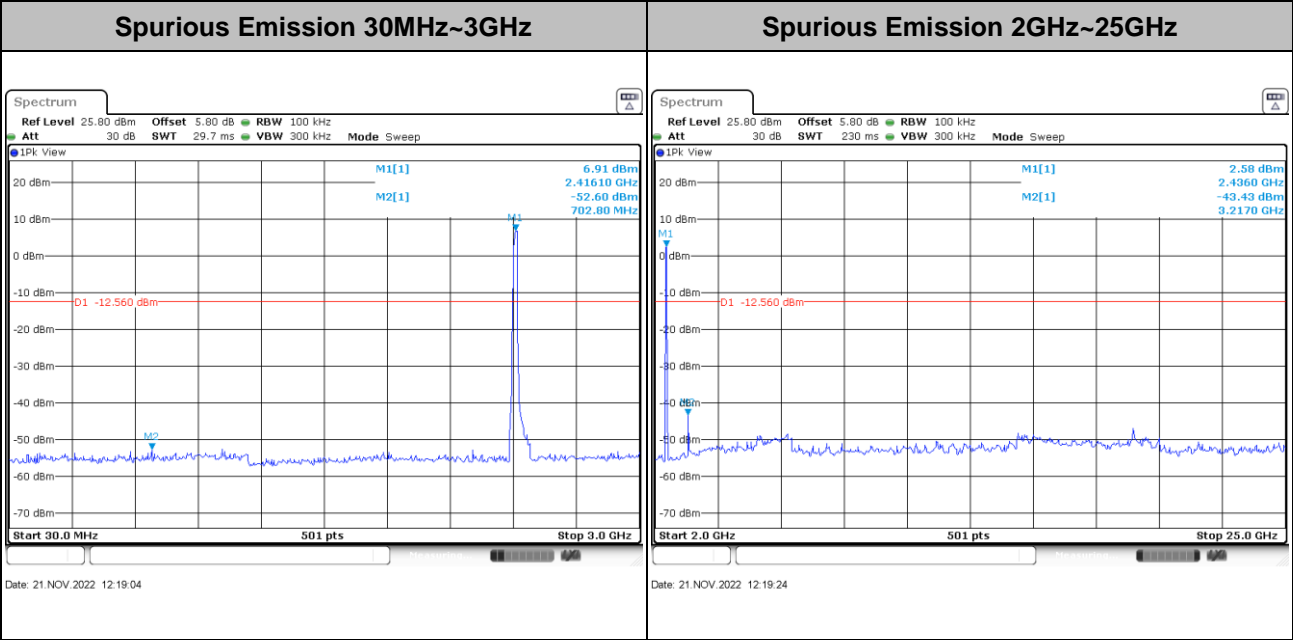
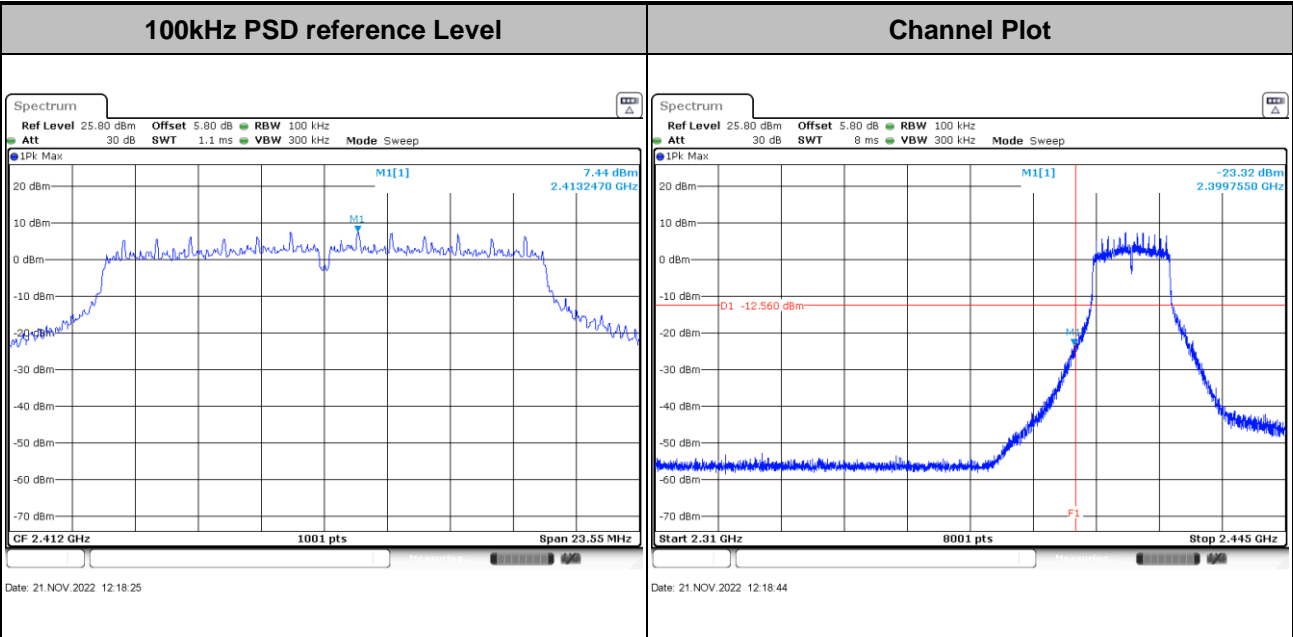


Test Mode :	802.11b	Test Channel :	11
-------------	---------	----------------	----



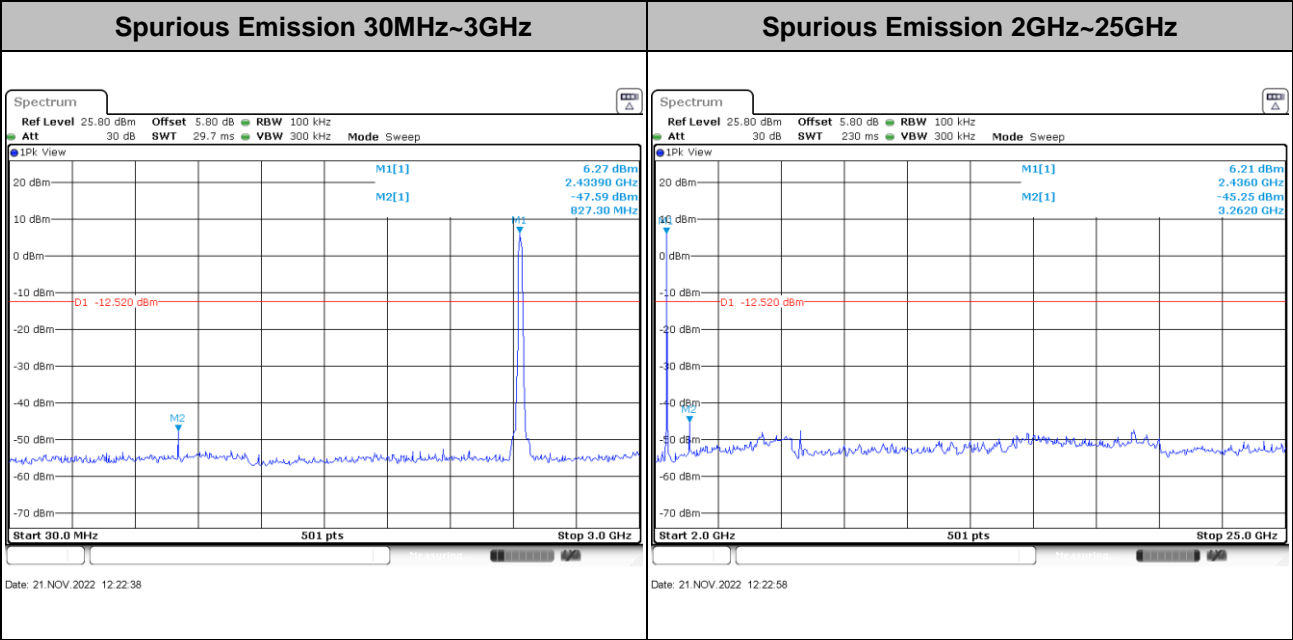
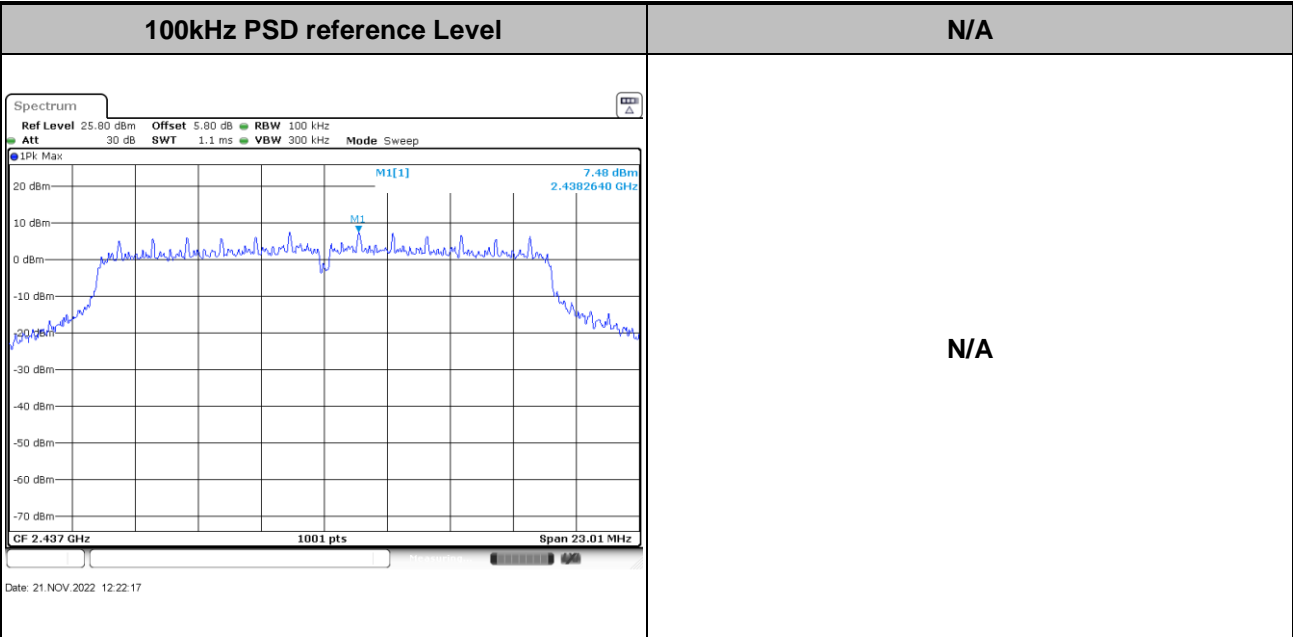


Test Mode : 802.11g Test Channel : 01



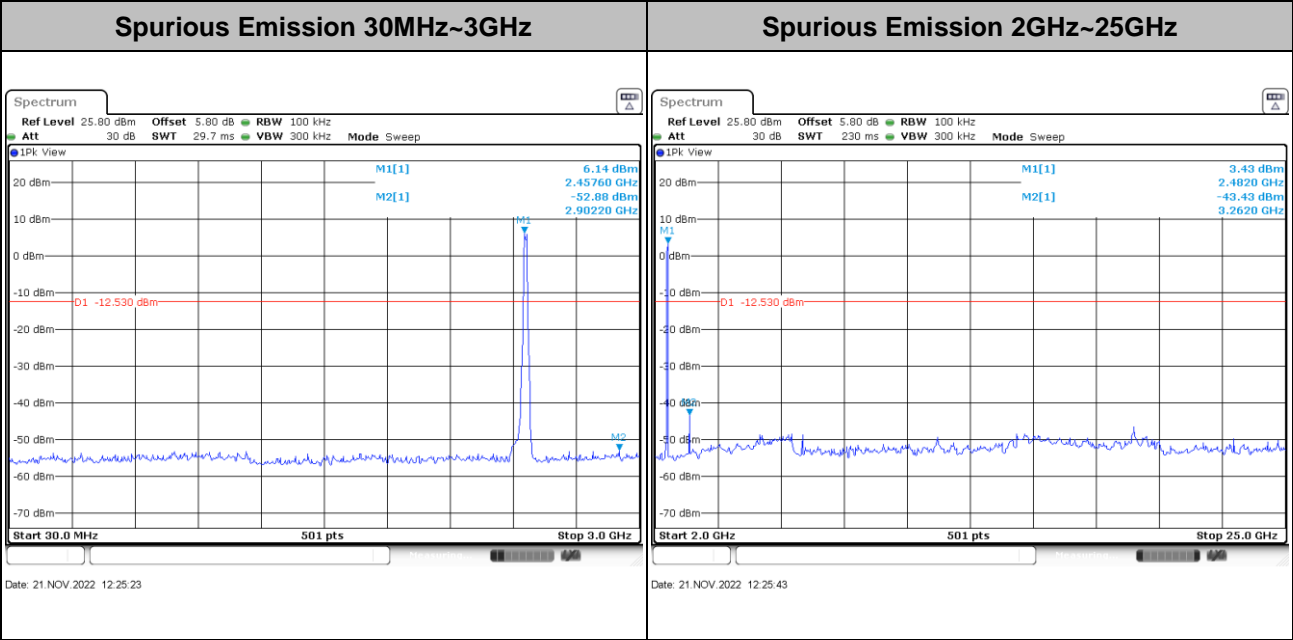
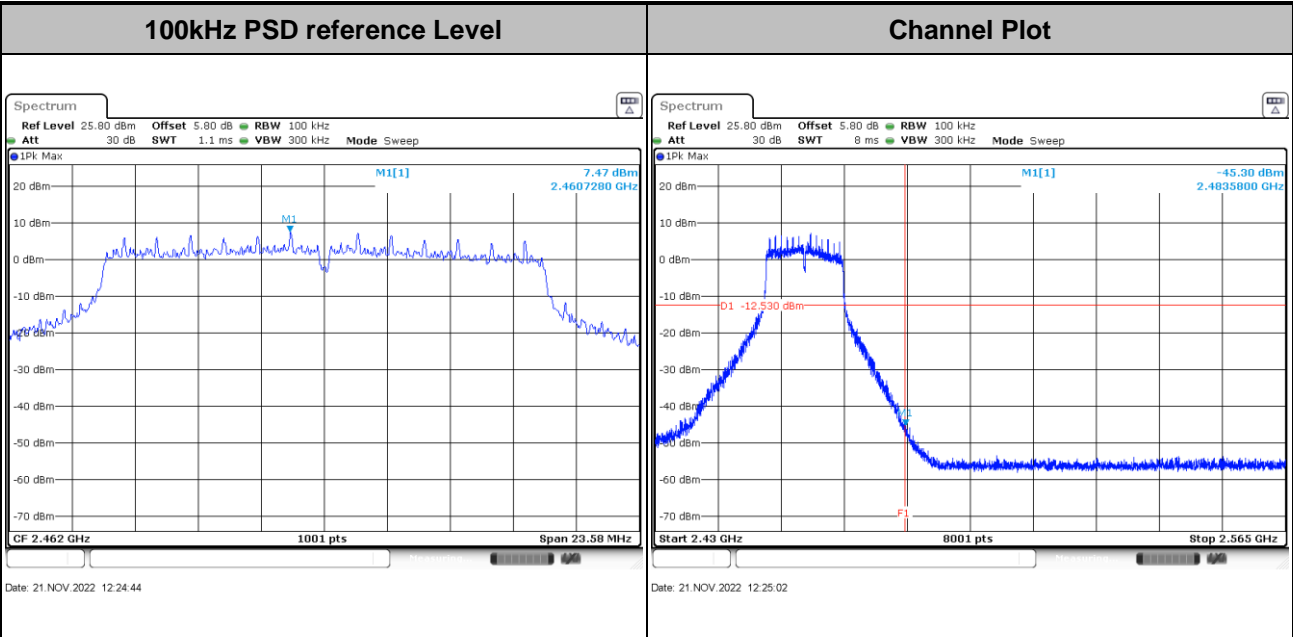


Test Mode :	802.11g	Test Channel :	06
-------------	---------	----------------	----



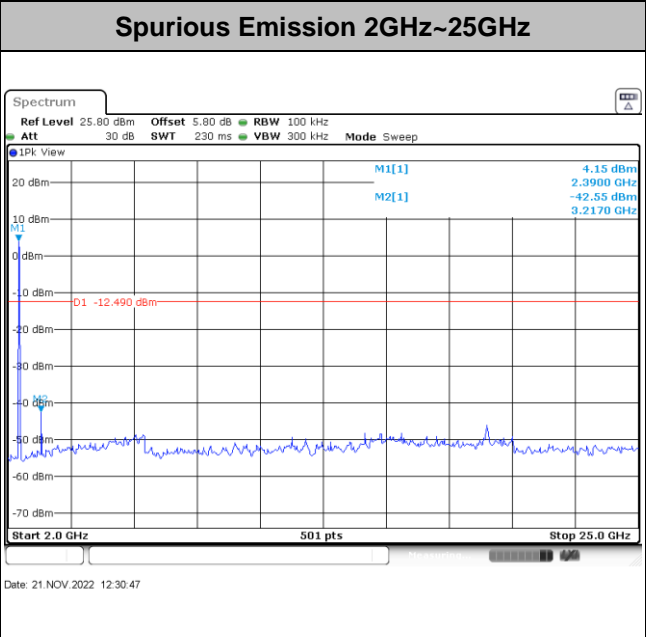
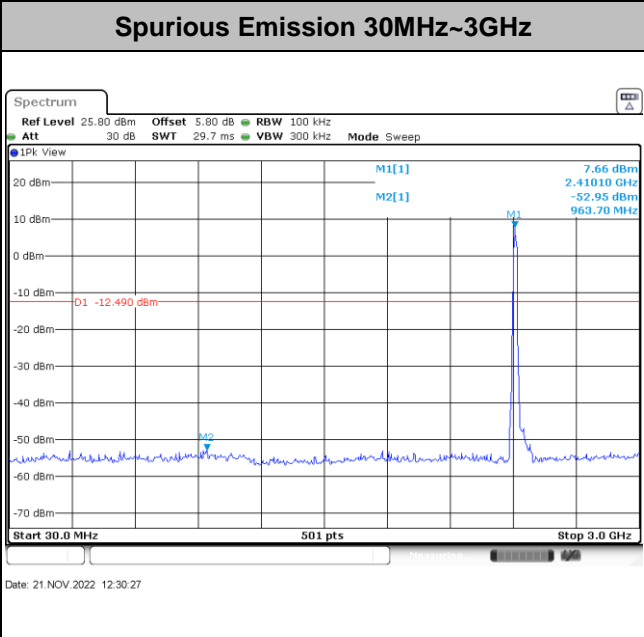
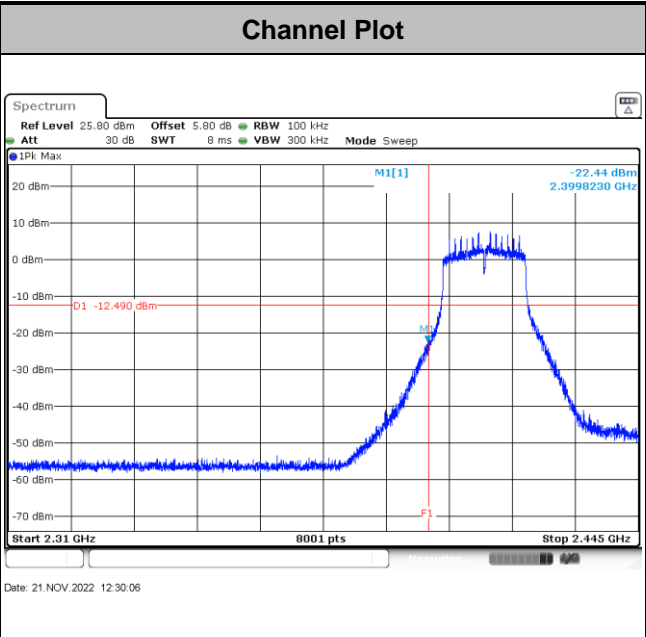
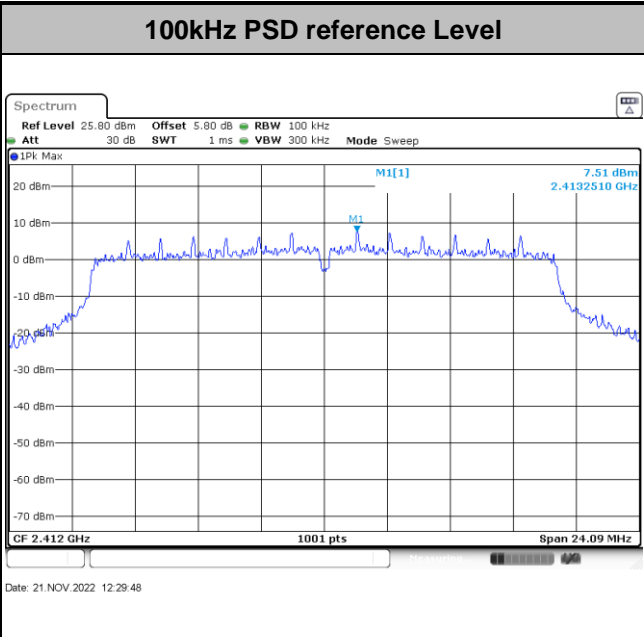


Test Mode :	802.11g	Test Channel :	11
-------------	---------	----------------	----



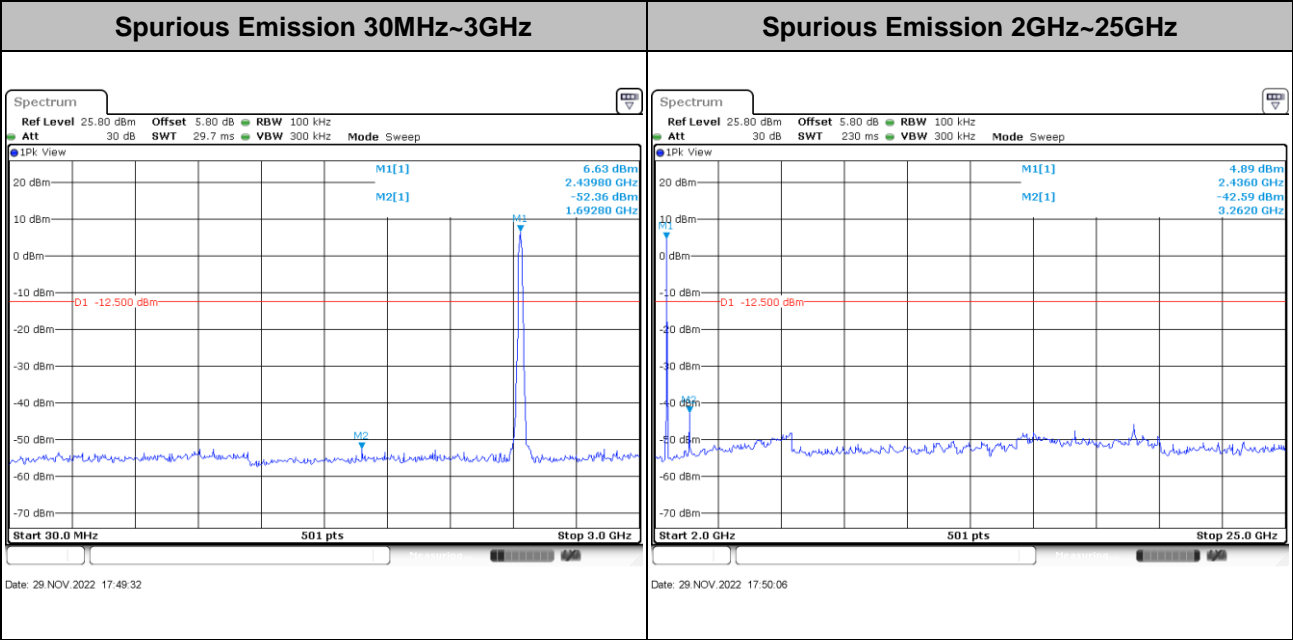
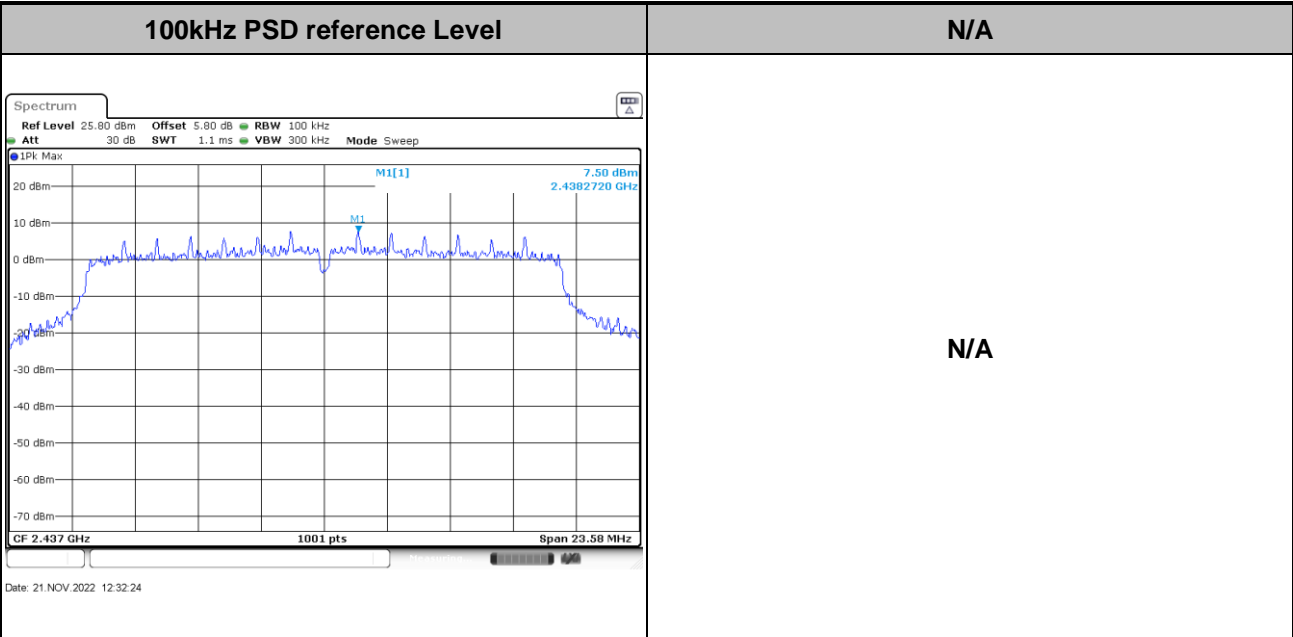


Test Mode : 802.11n HT20 Test Channel : 01



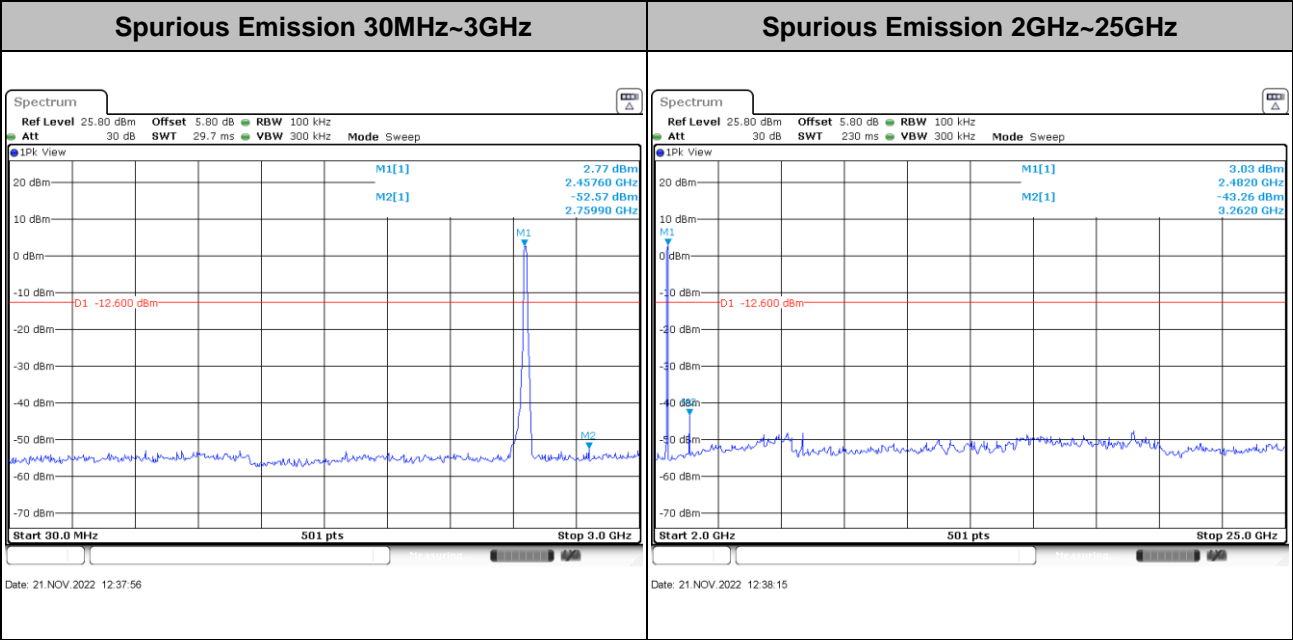
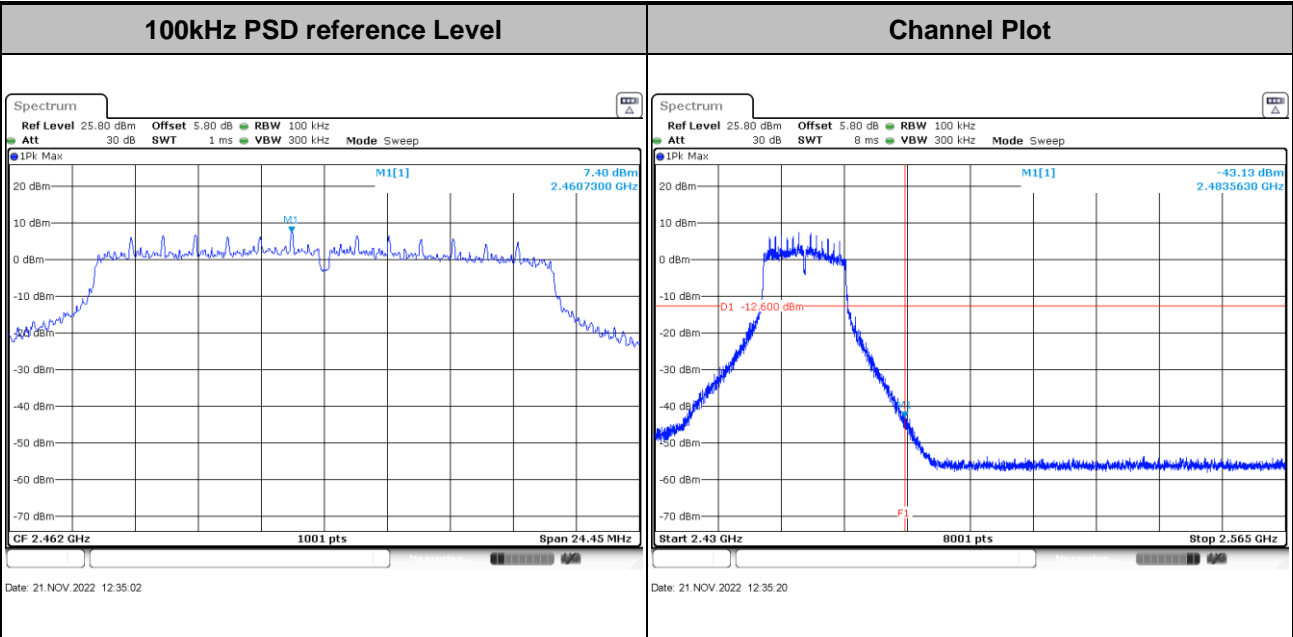


Test Mode :	802.11n HT20	Test Channel :	06
-------------	--------------	----------------	----





Test Mode :	802.11n HT20	Test Channel :	11
-------------	--------------	----------------	----





3.5 Radiated Band Edges and Spurious Emission Measurement

3.5.1 Limit of Radiated band edge and Spurious Emission Measurement

In any 100 kHz bandwidth outside the intentional radiator frequency band, all harmonics/spurious must be at least 20 dB below the highest emission level within the authorized band. If the output power of this device was measured by spectrum analyzer, the attenuation under this paragraph shall be 30 dB instead of 20 dB. In addition, radiated emissions which fall in the restricted bands must also comply with the limits as below.

Frequency (MHz)	Field Strength (microvolts/meter)	Measurement Distance (meters)
0.009 – 0.490	2400/F(kHz)	300
0.490 – 1.705	24000/F(kHz)	30
1.705 – 30.0	30	30
30 – 88	100	3
88 – 216	150	3
216 - 960	200	3
Above 960	500	3

3.5.2 Measuring Instruments

The measuring equipment is listed in the section 4 of this test report.

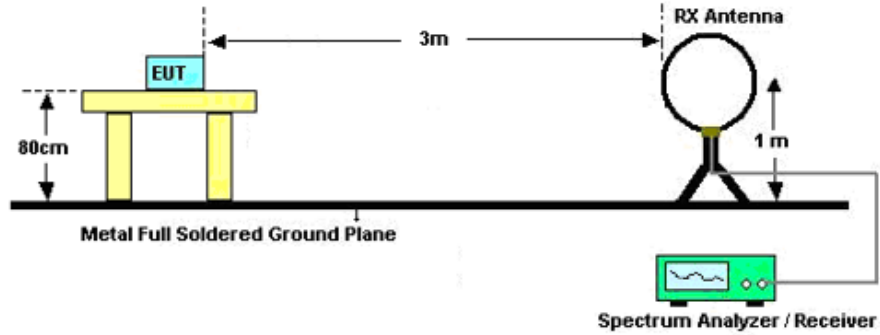


3.5.3 Test Procedures

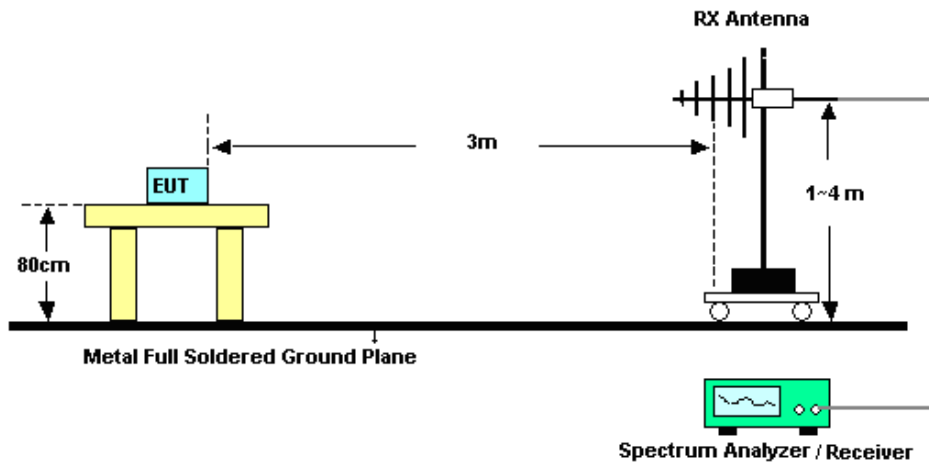
1. The testing follows ANSI C63.10-2013 clause 11.11 & 11.12
2. The EUT was arranged to its worst case and then tune the antenna tower (from 1 m to 4 m) and turntable (from 0 degree to 360 degrees) to find the maximum reading. A pre-amp and a high pass filter are used for the test in order to get better signal level.
3. The EUT was placed on a turntable with 0.8 meter for frequency below 1GHz and 1.5 meter for frequency above 1GHz respectively above ground.
4. The EUT was set 3 meters from the interference receiving antenna, which was mounted on the top of a variable height antenna tower.
5. Corrected Reading: Antenna Factor + Cable Loss + Read Level - Preamp Factor = Level
6. For testing below 1GHz, if the emission level of the EUT in peak mode was 3 dB lower than the limit specified, then peak values of EUT will be reported, otherwise, the emissions will be repeated one by one using the CISPR quasi-peak method and reported.
7. For testing above 1GHz, the emission level of the EUT in peak mode was 20dB lower than peak limit (that means the emission level in average mode also complies with the limit in average mode), then peak values of EUT will be reported, otherwise, the emissions will be measured in average mode again and reported.
8. Use the following spectrum analyzer settings:
 - (1) Span shall wide enough to fully capture the emission being measured;
 - (2) Set RBW=100 kHz for $f < 1$ GHz; VBW \geq RBW; Sweep = auto; Detector function = peak; Trace = max hold;
 - (3) Set RBW = 1 MHz, VBW= 3MHz for $f \geq 1$ GHz for peak measurement.
For average measurement:
 - VBW = 10 Hz, when duty cycle is no less than 98 percent.
 - VBW $\geq 1/T$, when duty cycle is less than 98 percent where T is the minimum transmission duration over which the transmitter is on and is transmitting at its maximum power control level for the tested mode of operation.

3.5.4 Test Setup

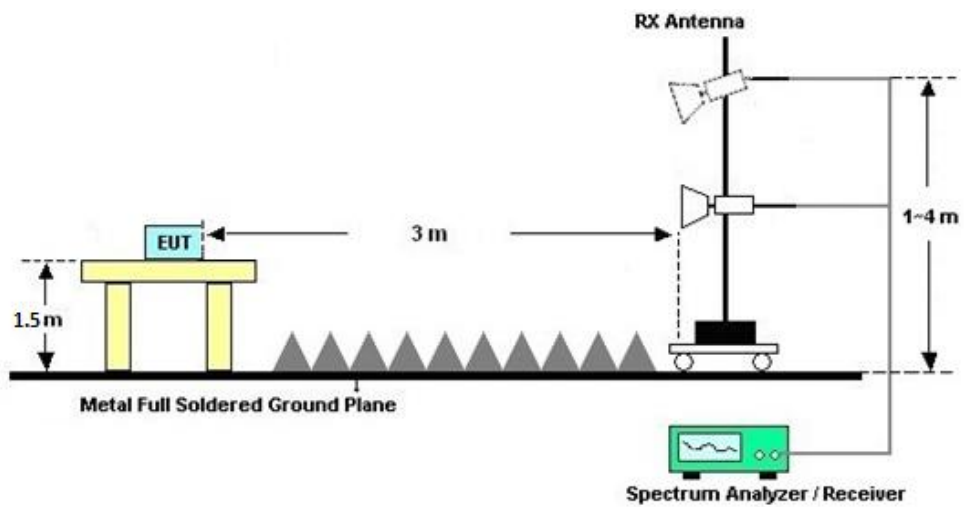
For radiated emissions below 30MHz



For radiated emissions from 30MHz to 1GHz



For radiated emissions above 1GHz





3.5.5 Test Results of Radiated Spurious Emissions (9kHz ~ 30MHz)

The low frequency, which started from 9 kHz to 30MHz, was pre-scanned and the result which was 20dB lower than the limit line was not reported.

There is a comparison data of both open-field test site and semi-Anechoic chamber, and the result came out very similar.

3.5.6 Test Result of Radiated Spurious at Band Edges

Please refer to Appendix C.

3.5.7 Duty Cycle

Please refer to Appendix D.

3.5.8 Test Result of Radiated Spurious Emission (30MHz ~ 10th Harmonic or 40GHz, whichever is lower)

Please refer to Appendix C.



3.6 AC Conducted Emission Measurement

3.6.1 Limit of AC Conducted Emission

For equipment that is designed to be connected to the public utility (AC) power line, the radio frequency voltage that is conducted back onto the AC power line on any frequency or frequencies within the band 150 kHz to 30 MHz shall not exceed the limits in the following table.

Frequency of Emission (MHz)	Conducted Limit (dBµV)	
	Quasi-Peak	Average
0.15-0.5	66 to 56*	56 to 46*
0.5-5	56	46
5-30	60	50

*Decreases with the logarithm of the frequency.

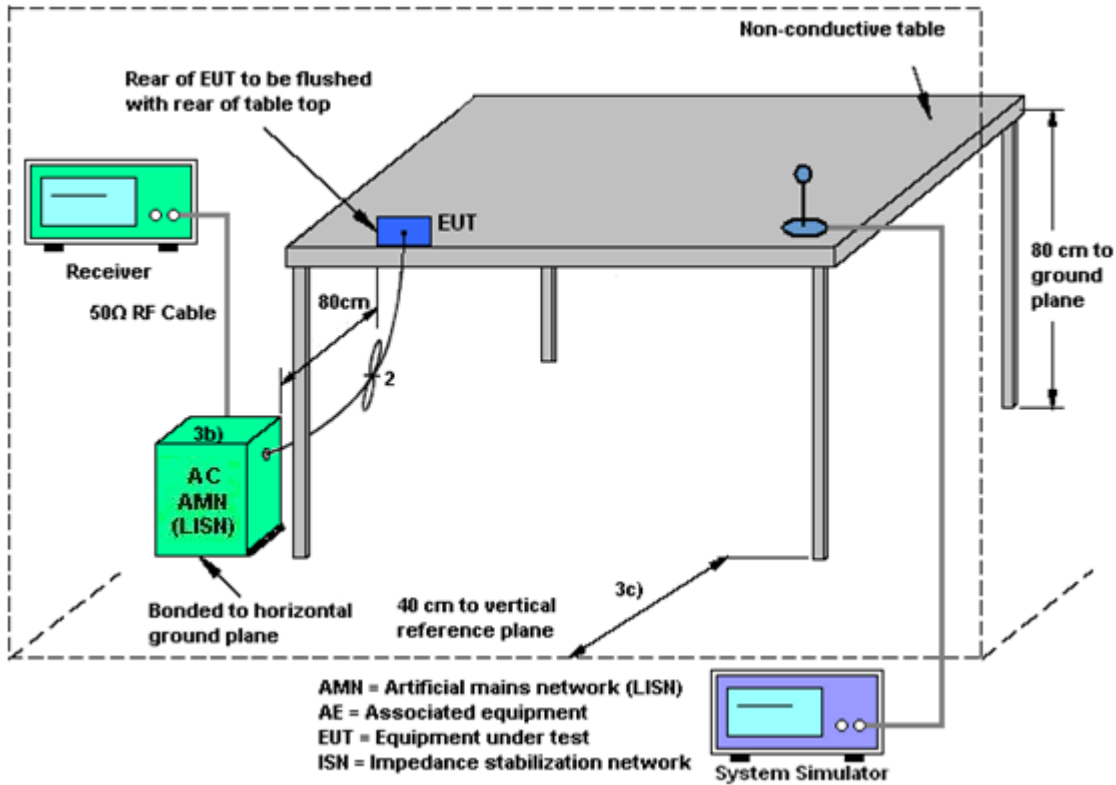
3.6.2 Measuring Instruments

The measuring equipment is listed in the section 4 of this test report.

3.6.3 Test Procedures

1. The EUT was placed 0.4 meter from the conducting wall of the shielding room, and it was kept at least 80 centimeters from any other grounded conducting surface.
2. Connect EUT to the power mains through a line impedance stabilization network (LISN).
3. All the support units are connecting to the other LISN.
4. The LISN provides 50 ohm coupling impedance for the measuring instrument.
5. The FCC states that a 50 ohm, 50 microhenry LISN should be used.
6. Both sides of AC line were checked for maximum conducted interference.
7. The frequency range from 150 kHz to 30 MHz was searched.
8. Set the test-receiver system to Peak Detect Function and specified bandwidth (IF bandwidth = 9kHz) with Maximum Hold Mode.

3.6.4 Test Setup



3.6.5 Test Result of AC Conducted Emission

Please refer to Appendix B.



3.7 Antenna Requirements

3.7.1 Standard Applicable

If directional gain of transmitting Antennas is greater than 6dBi, the power shall be reduced by the same level in dB comparing to gain minus 6dBi. The use of a permanently attached Antenna or of an Antenna that uses a unique coupling to the intentional radiator shall be considered sufficient to comply with the rule.

3.7.2 Antenna Anti-Replacement Construction

An embedded-in antenna design is used.

3.7.3 Antenna Gain

The antenna peak gain of EUT is less than 6 dBi. Therefore, it is not necessary to reduce maximum peak output power limit.



4 List of Measuring Equipment

Instrument	Manufacturer	Model No.	Serial No.	Characteristics	Calibration Date	Test Date	Due Date	Remark
Spectrum Analyzer	R&S	FSV40	101040	10Hz~40GHz	Oct. 12, 2022	Nov. 21, 2022~Nov. 29, 2022	Oct. 11, 2023	Conducted (TH01-KS)
Pulse Power Sensor	Anritsu	MA2411B	0917070	300MHz~40GHz	Jan. 05, 2022	Nov. 21, 2022~Nov. 29, 2022	Jan. 04, 2023	Conducted (TH01-KS)
Power Meter	Anritsu	ML2495A	1005002	50MHz Bandwidth	Jan. 05, 2022	Nov. 21, 2022~Nov. 29, 2022	Jan. 04, 2023	Conducted (TH01-KS)
EMI Test Receiver	Keysight	N9038A	MY56400004	3Hz~8.5GHz;Max 30dBm	Oct. 13, 2022	Dec. 16, 2022	Oct. 12, 2023	Radiation (03CH06-KS)
EXA Spectrum Analyzer	Keysight	N9010B	MY60242126	10Hz-44GHz	Oct. 13, 2022	Dec. 16, 2022	Oct. 12, 2023	Radiation (03CH06-KS)
Loop Antenna	R&S	HFH2-Z2	100321	9kHz~30MHz	Oct. 16, 2022	Dec. 16, 2022	Oct. 15, 2023	Radiation (03CH06-KS)
Bilog Antenna	TeseQ	CBL6111D	49921	30MHz-1GHz	May 24, 2022	Dec. 16, 2022	May 23, 2023	Radiation (03CH06-KS)
Double Ridge Horn Antenna	ETS-Lindgren	3117	00218652	1GHz~18GHz	Apr. 18, 2022	Dec. 16, 2022	Apr. 17, 2023	Radiation (03CH06-KS)
SHF-EHF Horn	Com-power	AH-840	101093	18GHz~40GHz	Jan. 05, 2022	Dec. 16, 2022	Jan. 04, 2023	Radiation (03CH06-KS)
Amplifier	SONOMA	310N	380827	9KHz ~1GHZ	Jul. 11, 2022	Dec. 16, 2022	Jul. 10, 2023	Radiation (03CH06-KS)
Amplifier	MITEQ	EM18G40GGA	060728	18~40GHz	Jan. 05, 2022	Dec. 16, 2022	Jan. 04, 2023	Radiation (03CH06-KS)
high gain Amplifier	MITEQ	AMF-7D-00101800-30-10P	2082395	1Ghz-18Ghz	Jan. 05, 2022	Dec. 16, 2022	Jan. 04, 2023	Radiation (03CH06-KS)
Amplifier	Keysight	83017A	MY53270319	500MHz~26.5GHz	Oct. 12, 2022	Dec. 16, 2022	Oct. 12, 2023	Radiation (03CH06-KS)
AC Power Source	Chroma	61601	F104090004	N/A	NCR	Dec. 16, 2022	NCR	Radiation (03CH06-KS)
Turn Table	ChamPro	EM 1000-T	060762-T	0~360 degree	NCR	Dec. 16, 2022	NCR	Radiation (03CH06-KS)
Antenna Mast	ChamPro	EM 1000-A	060762-A	1 m~4 m	NCR	Dec. 16, 2022	NCR	Radiation (03CH06-KS)
EMI Receiver	R&S	ESCI7	100768	9kHz~7GHz;	May 24, 2022	Dec. 08, 2022	May 23, 2023	Conduction (CO01-KS)
AC LISN (for auxiliary equipment)	MessTec	AN3016	060103	9kHz~30MHz	Oct. 13, 2022	Dec. 08, 2022	Oct. 12, 2023	Conduction (CO01-KS)
AC LISN	MessTec	AN3016	060105	9kHz~30MHz	May 24, 2022	Dec. 08, 2022	May 23, 2023	Conduction (CO01-KS)
AC Power Source	Chroma	61602	ABP000000811	AC 0V~300V, 45Hz~1000Hz	Oct. 12, 2022	Dec. 08, 2022	Oct. 11, 2023	Conduction (CO01-KS)

NCR: No Calibration Required



5 Uncertainty of Evaluation

The measurement uncertainties shown below were calculated in accordance with the requirements of ANSI 63.10-2013. All the measurement uncertainty value were shown with a coverage K=2 to indicate 95% level of confidence. The measurement data show herein meets or exceeds the CISPR measurement uncertainty values specified in CISPR 16-4-2 and can be compared directly to specified limit to determine compliance.

Uncertainty of Conducted Measurement

Test Item	Uncertainty
Conducted Power	±0.56 dB
Conducted Emissions	±0.92 dB
Occupied Channel Bandwidth	±0.03 %
Conducted Power Spectral Density	±0.54 dB

Uncertainty of Conducted Emission Measurement (150kHz ~ 30MHz)

Measuring Uncertainty for a Level of Confidence of 95% (U = 2Uc(y))	2.78 dB
---	---------

Uncertainty of Radiated Emission Measurement (30 MHz ~ 1000 MHz)

Measuring Uncertainty for a Level of Confidence of 95% (U = 2Uc(y))	4.98 dB
---	---------

Uncertainty of Radiated Emission Measurement (1000 MHz ~ 18000 MHz)

Measuring Uncertainty for a Level of Confidence of 95% (U = 2Uc(y))	5.0 dB
---	--------

Uncertainty of Radiated Emission Measurement (18000 MHz ~ 40000 MHz)

Measuring Uncertainty for a Level of Confidence of 95% (U = 2Uc(y))	4.96 dB
---	---------

----- THE END -----



Appendix A. Conducted Test Results

Test Engineer:	Jacob Zhang	Temperature:	21~25	°C
Test Date:	2022/11/21~2022/11/29	Relative Humidity:	51~54	%

TEST RESULTS DATA
6dB and 99% Occupied Bandwidth

2.4GHz Band								
Mod.	Data Rate	N _{TX}	CH.	Freq. (MHz)	99% Occupied BW (MHz)	6dB BW (MHz)	6dB BW Limit (MHz)	Pass/Fail
11b	1Mbps	1	1	2412	14.44	9.04	0.50	Pass
11b	1Mbps	1	6	2437	14.19	8.56	0.50	Pass
11b	1Mbps	1	11	2462	14.24	8.08	0.50	Pass
11g	6Mbps	1	1	2412	17.78	15.70	0.50	Pass
11g	6Mbps	1	6	2437	17.63	15.34	0.50	Pass
11g	6Mbps	1	11	2462	17.83	15.72	0.50	Pass
HT20	MCS0	1	1	2412	18.88	16.06	0.50	Pass
HT20	MCS0	1	6	2437	18.73	15.72	0.50	Pass
HT20	MCS0	1	11	2462	18.88	16.30	0.50	Pass

TEST RESULTS DATA
Peak Power Table

2.4GHz Band										
Mod.	Data Rate	NTX	CH.	Freq. (MHz)	Peak Conducted Power (dBm)	Conducted Power Limit (dBm)	DG (dBi)	EIRP Power (dBm)	EIRP Power Limit (dBm)	Pass /Fail
11b	1Mbps	1	1	2412	21.37	30.00	0.10	21.47	36.00	Pass
11b	1Mbps	1	6	2437	21.09	30.00	0.10	21.19	36.00	Pass
11b	1Mbps	1	11	2462	21.12	30.00	0.10	21.22	36.00	Pass
11g	6Mbps	1	1	2412	23.03	30.00	0.10	23.13	36.00	Pass
11g	6Mbps	1	6	2437	22.71	30.00	0.10	22.81	36.00	Pass
11g	6Mbps	1	11	2462	22.39	30.00	0.10	22.49	36.00	Pass
HT20	MCS0	1	1	2412	22.96	30.00	0.10	23.06	36.00	Pass
HT20	MCS0	1	6	2437	22.71	30.00	0.10	22.81	36.00	Pass
HT20	MCS0	1	11	2462	22.32	30.00	0.10	22.42	36.00	Pass

TEST RESULTS DATA
Average Power Table
(Reporting Only)

2.4GHz Band						
Mod.	Data Rate	N _{TX}	CH.	Freq. (MHz)	Duty Factor (dB)	Average Conducted Power (dBm)
11b	1Mbps	1	1	2412	0.08	19.20
11b	1Mbps	1	6	2437	0.08	18.89
11b	1Mbps	1	11	2462	0.08	18.85
11g	6Mbps	1	1	2412	0.11	18.16
11g	6Mbps	1	6	2437	0.11	18.02
11g	6Mbps	1	11	2462	0.11	17.36
HT20	MCS0	1	1	2412	0.12	18.08
HT20	MCS0	1	6	2437	0.12	17.90
HT20	MCS0	1	11	2462	0.12	17.31

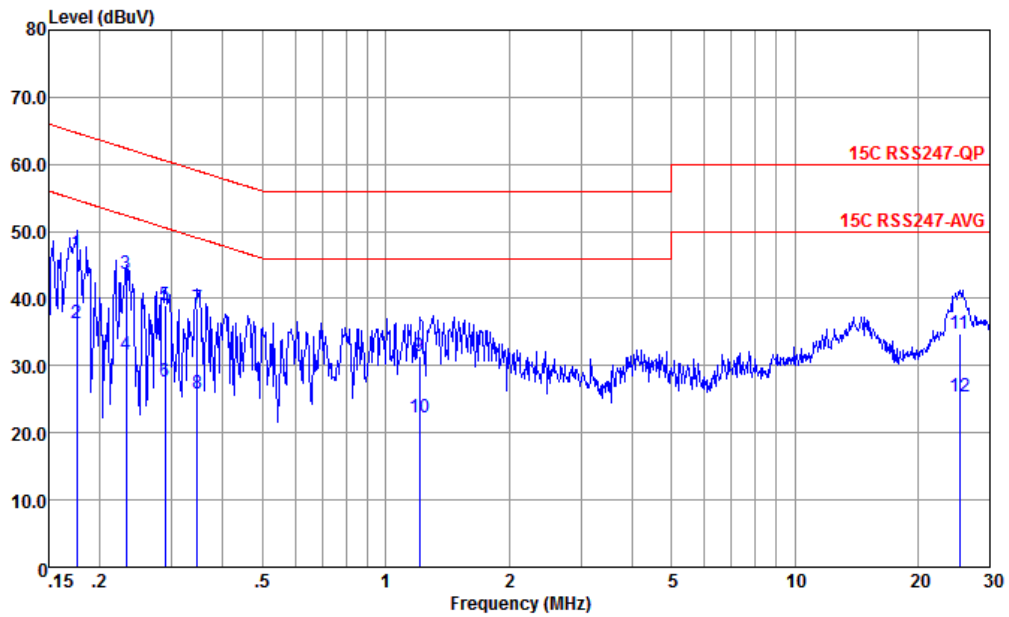
TEST RESULTS DATA
Peak Power Density

2.4GHz Band								
Mod.	Data Rate	NTX	CH.	Freq. (MHz)	Peak PSD (dBm /3kHz)	DG (dBi)	Peak PSD Limit (dBm /3kHz)	Pass/Fail
11b	1Mbps	1	1	2412	-3.44	0.10	8.00	Pass
11b	1Mbps	1	6	2437	-3.18	0.10	8.00	Pass
11b	1Mbps	1	11	2462	-2.79	0.10	8.00	Pass
11g	6Mbps	1	1	2412	-8.27	0.10	8.00	Pass
11g	6Mbps	1	6	2437	-7.22	0.10	8.00	Pass
11g	6Mbps	1	11	2462	-7.69	0.10	8.00	Pass
HT20	MCS0	1	1	2412	-8.08	0.10	8.00	Pass
HT20	MCS0	1	6	2437	-8.34	0.10	8.00	Pass
HT20	MCS0	1	11	2462	-8.60	0.10	8.00	Pass



Appendix B. AC Conducted Emission Test Results

Test Engineer :	Amos Zhang	Temperature :	25.3~26.2°C
		Relative Humidity :	38~40%
Test Voltage :	120Vac / 60Hz	Phase :	Line
Remark :	All emissions not reported here are more than 10 dB below the prescribed limit.		

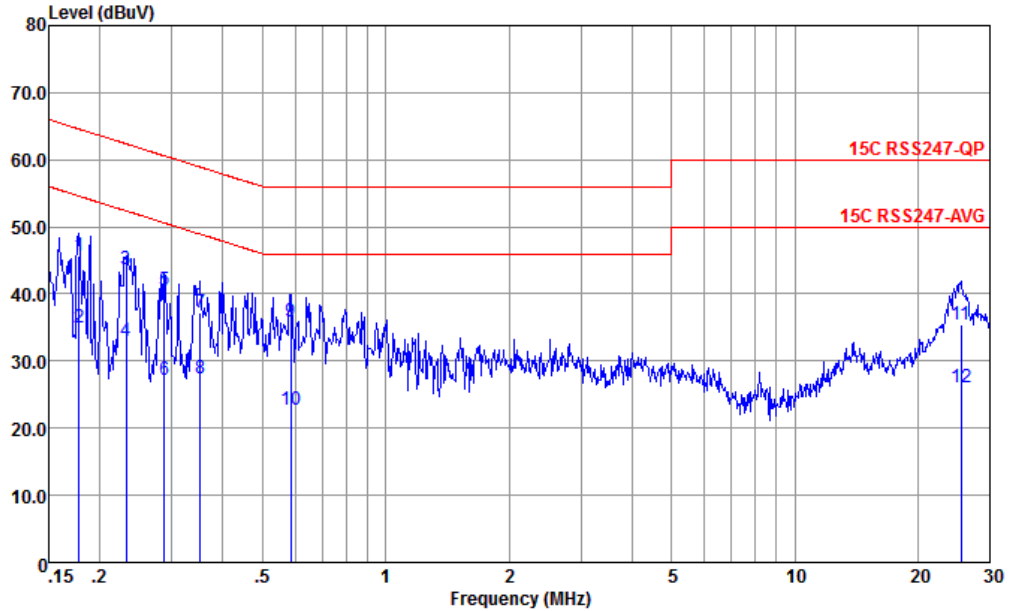


Site : CO01-KS
 Condition : 15C RSS247-QP LISN-060105-LINE LINE

	Freq	Level	Over Limit	Limit Line	Read Level	LISN Factor	Cable Loss	Remark
	MHz	dBuV	dB	dBuV	dBuV	dB	dB	
1 *	0.176	46.77	-17.91	64.68	36.31	0.04	10.42	QP
2	0.176	36.27	-18.41	54.68	25.81	0.04	10.42	Average
3	0.232	43.63	-18.76	62.39	33.21	0.03	10.39	QP
4	0.232	31.63	-20.76	52.39	21.21	0.03	10.39	Average
5	0.289	39.01	-21.53	60.54	28.59	0.06	10.36	QP
6	0.289	27.61	-22.93	50.54	17.19	0.06	10.36	Average
7	0.346	38.66	-20.39	59.05	28.31	0.03	10.32	QP
8	0.346	25.96	-23.09	49.05	15.61	0.03	10.32	Average
9	1.210	31.49	-24.51	56.00	21.51	-0.11	10.09	QP
10	1.210	22.19	-23.81	46.00	12.21	-0.11	10.09	Average
11	25.321	34.78	-25.22	60.00	23.60	-0.34	11.52	QP
12	25.321	25.38	-24.62	50.00	14.20	-0.34	11.52	Average



Test Engineer :	Amos Zhang	Temperature :	25.3~26.2°C
		Relative Humidity :	38~40%
Test Voltage :	120Vac / 60Hz	Phase :	Neutral
Remark :	All emissions not reported here are more than 10 dB below the prescribed limit.		



Site : CO01-KS
 Condition : 15C RSS247-QP LISN-060105-NEUTRAL NEUTRAL

	Freq	Level	Over	Limit	Read	LISN	Cable	Remark
	MHz	dBuV	Limit	Line	Level	Factor	Loss	
			dB	dBuV	dBuV	dB	dB	
1	0.178	45.67	-18.92	64.59	35.21	0.04	10.42	QP
2	0.178	34.97	-19.62	54.59	24.51	0.04	10.42	Average
3 *	0.232	43.61	-18.78	62.39	33.21	0.01	10.39	QP
4	0.232	33.01	-19.38	52.39	22.61	0.01	10.39	Average
5	0.288	40.52	-20.07	60.59	30.20	-0.04	10.36	QP
6	0.288	27.12	-23.47	50.59	16.80	-0.04	10.36	Average
7	0.352	37.28	-21.63	58.91	27.02	-0.06	10.32	QP
8	0.352	27.46	-21.45	48.91	17.20	-0.06	10.32	Average
9	0.585	35.90	-20.10	56.00	25.79	-0.08	10.19	QP
10	0.585	22.70	-23.30	46.00	12.59	-0.08	10.19	Average
11	25.456	35.39	-24.61	60.00	24.20	-0.34	11.53	QP
12	25.456	26.09	-23.91	50.00	14.90	-0.34	11.53	Average

Note:

- Level(dBμV) = Read Level(dBμV) + LISN Factor(dB) + Cable Loss(dB)
- Over Limit(dB) = Level(dBμV) – Limit Line(dBμV)



Appendix C. Radiated Spurious Emission

Test Engineer :	Carry Xu	Relative Humidity :	41 ~ 42 %
		Temperature :	22 ~ 23 °C

Radiated Spurious Emission Test Modes

Mode	Band (MHz)	Antenna	Modulation	Channel	Frequency	Data Rate	RU	Remark
Mode 1	2400-2483.5	1	802.11b	01	2412	1Mbps	-	-
Mode 2	2400-2483.5	1	802.11b	06	2437	1Mbps	-	-
Mode 3	2400-2483.5	1	802.11b	11	2462	1Mbps	-	-
Mode 4	2400-2483.5	1	802.11g	01	2412	6Mbps	-	-
Mode 5	2400-2483.5	1	802.11g	06	2437	6Mbps	-	-
Mode 6	2400-2483.5	1	802.11g	11	2462	6Mbps	-	-
Mode 7	2400-2483.5	1	802.11n HT20	01	2412	MCS0	-	-
Mode 8	2400-2483.5	1	802.11n HT20	06	2437	MCS0	-	-
Mode 9	2400-2483.5	1	802.11n HT20	11	2462	MCS0	-	-
Mode 10	2400-2483.5	1	802.11g	01	2412	6Mbps	-	-
	LTE B38 BW=20M							
Mode 11	2400-2483.5	1	802.11g	01	2412	6Mbps	-	LF



Summary of each worse mode

Mode	Modulation	Ch.	Freq. (MHz)	Level (dBuV/m)	Limit (dBuV/m)	Margin (dB)	Pol.	Peak Avg.	Result	Remark
1	802.11b	01	2389.95	43.40	54.00	-10.60	H	AVERAGE	Pass	Band Edge
	802.11b	01	4824.00	50.67	54.00	-3.33	H	AVERAGE	Pass	Harmonic
2	802.11b	06	-	-	-	-	-	-	-	Band Edge
	802.11b	06	4874.00	50.13	54.00	-3.87	H	AVERAGE	Pass	Harmonic
3	802.11b	11	2483.51	45.62	54.00	-8.38	H	AVERAGE	Pass	Band Edge
	802.11b	11	4924.00	50.64	54.00	-3.36	H	AVERAGE	Pass	Harmonic
4	802.11g	01	2389.95	50.94	54.00	-3.06	H	AVERAGE	Pass	Band Edge
	802.11g	01	4830	47.5	74	-26.5	H	Peak	Pass	Harmonic
5	802.11g	06	-	-	-	-	-	-	-	Band Edge
	802.11g	06	7305	46.36	74	-27.64	V	PEAK	Pass	Harmonic
6	802.11g	11	2483.51	48.71	54	-5.29	V	AVERAGE	Pass	Band Edge
	802.11g	11	7395.00	48.56	74	-25.44	V	PEAK	Pass	Harmonic
7	802.11n HT20	01	2389.95	49.58	54.00	-4.42	H	AVERAGE	Pass	Band Edge
	802.11n HT20	01	4824.00	45.72	74.00	-28.28	H	PEAK	Pass	Harmonic
8	802.11n HT20	06	-	-	-	-	-	-	-	Band Edge
	802.11n HT20	06	7311.00	44.69	74.00	-29.31	V	PEAK	Pass	Harmonic
9	802.11n HT20	11	2483.51	50.77	54.00	-3.23	H	AVERAGE	Pass	Band Edge
	802.11n HT20	11	4924.00	46.04	74.00	-27.96	V	PEAK	Pass	Harmonic
10	802.11g	01	2389.95	47.86	54	-6.14	H	PEAK	Pass	Band Edge
	802.11g	01	4824.00	44.76	74.00	-29.24	H	PEAK	Pass	Harmonic
11	802.11g	01	827.34	38.53	46.00	-7.47	V	Peak	Pass	LF



		1																																																							
Mode		Band Edge																																																							
		2400-2483.5_802.11b_CH01_2412MHz																																																							
Pol.		Horizontal					Fundamental																																																		
Peak																																																									
		<table border="1"> <thead> <tr> <th>Limit</th> <th>Read</th> <th>Ant</th> <th>Cable</th> <th>Preamp</th> <th>Aux</th> <th>APos</th> <th>TPos</th> <th colspan="3">Remark</th> </tr> <tr> <th>Freq</th> <th>Level</th> <th>Line</th> <th>Margin</th> <th>Level</th> <th>Factor</th> <th>Loss</th> <th>Factor</th> <th>Factor</th> <th></th> <th></th> </tr> <tr> <th>MHz</th> <th>dBuV/m</th> <th>dBuV/m</th> <th>dB</th> <th>dBuV</th> <th>dB/m</th> <th>dB</th> <th>dB</th> <th>dB</th> <th>cm</th> <th>deg</th> </tr> </thead> <tbody> <tr> <td>1</td> <td>2383.19</td> <td>56.02</td> <td>74.00</td> <td>-17.98</td> <td>44.04</td> <td>32.26</td> <td>6.59</td> <td>32.87</td> <td>6.00</td> <td>100</td> <td>91</td> <td>PEAK</td> </tr> </tbody> </table>										Limit	Read	Ant	Cable	Preamp	Aux	APos	TPos	Remark			Freq	Level	Line	Margin	Level	Factor	Loss	Factor	Factor			MHz	dBuV/m	dBuV/m	dB	dBuV	dB/m	dB	dB	dB	cm	deg	1	2383.19	56.02	74.00	-17.98	44.04	32.26	6.59	32.87	6.00	100	91	PEAK
Limit	Read	Ant	Cable	Preamp	Aux	APos	TPos	Remark																																																	
Freq	Level	Line	Margin	Level	Factor	Loss	Factor	Factor																																																	
MHz	dBuV/m	dBuV/m	dB	dBuV	dB/m	dB	dB	dB	cm	deg																																															
1	2383.19	56.02	74.00	-17.98	44.04	32.26	6.59	32.87	6.00	100	91	PEAK																																													
Avg																																																									
		<table border="1"> <thead> <tr> <th>Limit</th> <th>Read</th> <th>Ant</th> <th>Cable</th> <th>Preamp</th> <th>Aux</th> <th>APos</th> <th>TPos</th> <th colspan="3">Remark</th> </tr> <tr> <th>Freq</th> <th>Level</th> <th>Line</th> <th>Margin</th> <th>Level</th> <th>Factor</th> <th>Loss</th> <th>Factor</th> <th>Factor</th> <th></th> <th></th> </tr> <tr> <th>MHz</th> <th>dBuV/m</th> <th>dBuV/m</th> <th>dB</th> <th>dBuV</th> <th>dB/m</th> <th>dB</th> <th>dB</th> <th>dB</th> <th>cm</th> <th>deg</th> </tr> </thead> <tbody> <tr> <td>1</td> <td>2389.95</td> <td>43.40</td> <td>54.00</td> <td>-10.60</td> <td>31.38</td> <td>32.28</td> <td>6.60</td> <td>32.86</td> <td>6.00</td> <td>100</td> <td>91</td> <td>AVERAGE</td> </tr> </tbody> </table>										Limit	Read	Ant	Cable	Preamp	Aux	APos	TPos	Remark			Freq	Level	Line	Margin	Level	Factor	Loss	Factor	Factor			MHz	dBuV/m	dBuV/m	dB	dBuV	dB/m	dB	dB	dB	cm	deg	1	2389.95	43.40	54.00	-10.60	31.38	32.28	6.60	32.86	6.00	100	91	AVERAGE
Limit	Read	Ant	Cable	Preamp	Aux	APos	TPos	Remark																																																	
Freq	Level	Line	Margin	Level	Factor	Loss	Factor	Factor																																																	
MHz	dBuV/m	dBuV/m	dB	dBuV	dB/m	dB	dB	dB	cm	deg																																															
1	2389.95	43.40	54.00	-10.60	31.38	32.28	6.60	32.86	6.00	100	91	AVERAGE																																													
		<table border="1"> <thead> <tr> <th>Limit</th> <th>Read</th> <th>Ant</th> <th>Cable</th> <th>Preamp</th> <th>Aux</th> <th>APos</th> <th>TPos</th> <th colspan="3">Remark</th> </tr> <tr> <th>Freq</th> <th>Level</th> <th>Line</th> <th>Margin</th> <th>Level</th> <th>Factor</th> <th>Loss</th> <th>Factor</th> <th>Factor</th> <th></th> <th></th> </tr> <tr> <th>MHz</th> <th>dBuV/m</th> <th>dBuV/m</th> <th>dB</th> <th>dBuV</th> <th>dB/m</th> <th>dB</th> <th>dB</th> <th>dB</th> <th>cm</th> <th>deg</th> </tr> </thead> <tbody> <tr> <td>1</td> <td>2412.00</td> <td>108.02</td> <td>-----</td> <td>-----</td> <td>95.90</td> <td>32.30</td> <td>6.63</td> <td>32.81</td> <td>6.00</td> <td>100</td> <td>91</td> <td>PEAK</td> </tr> </tbody> </table>										Limit	Read	Ant	Cable	Preamp	Aux	APos	TPos	Remark			Freq	Level	Line	Margin	Level	Factor	Loss	Factor	Factor			MHz	dBuV/m	dBuV/m	dB	dBuV	dB/m	dB	dB	dB	cm	deg	1	2412.00	108.02	-----	-----	95.90	32.30	6.63	32.81	6.00	100	91	PEAK
Limit	Read	Ant	Cable	Preamp	Aux	APos	TPos	Remark																																																	
Freq	Level	Line	Margin	Level	Factor	Loss	Factor	Factor																																																	
MHz	dBuV/m	dBuV/m	dB	dBuV	dB/m	dB	dB	dB	cm	deg																																															
1	2412.00	108.02	-----	-----	95.90	32.30	6.63	32.81	6.00	100	91	PEAK																																													
		<table border="1"> <thead> <tr> <th>Limit</th> <th>Read</th> <th>Ant</th> <th>Cable</th> <th>Preamp</th> <th>Aux</th> <th>APos</th> <th>TPos</th> <th colspan="3">Remark</th> </tr> <tr> <th>Freq</th> <th>Level</th> <th>Line</th> <th>Margin</th> <th>Level</th> <th>Factor</th> <th>Loss</th> <th>Factor</th> <th>Factor</th> <th></th> <th></th> </tr> <tr> <th>MHz</th> <th>dBuV/m</th> <th>dBuV/m</th> <th>dB</th> <th>dBuV</th> <th>dB/m</th> <th>dB</th> <th>dB</th> <th>dB</th> <th>cm</th> <th>deg</th> </tr> </thead> <tbody> <tr> <td>1</td> <td>2412.00</td> <td>103.22</td> <td>-----</td> <td>-----</td> <td>91.10</td> <td>32.30</td> <td>6.63</td> <td>32.81</td> <td>6.00</td> <td>100</td> <td>91</td> <td>AVERAGE</td> </tr> </tbody> </table>										Limit	Read	Ant	Cable	Preamp	Aux	APos	TPos	Remark			Freq	Level	Line	Margin	Level	Factor	Loss	Factor	Factor			MHz	dBuV/m	dBuV/m	dB	dBuV	dB/m	dB	dB	dB	cm	deg	1	2412.00	103.22	-----	-----	91.10	32.30	6.63	32.81	6.00	100	91	AVERAGE
Limit	Read	Ant	Cable	Preamp	Aux	APos	TPos	Remark																																																	
Freq	Level	Line	Margin	Level	Factor	Loss	Factor	Factor																																																	
MHz	dBuV/m	dBuV/m	dB	dBuV	dB/m	dB	dB	dB	cm	deg																																															
1	2412.00	103.22	-----	-----	91.10	32.30	6.63	32.81	6.00	100	91	AVERAGE																																													



		1																																																																																															
Mode		Band Edge																																																																																															
		2400-2483.5_802.11b_CH01_2412MHz																																																																																															
Pol.		Vertical					Fundamental																																																																																										
Peak																																																																																																	
	<table border="1"> <thead> <tr> <th>Limit</th> <th>Read</th> <th>Ant</th> <th>Cable</th> <th>Preamp</th> <th>Aux</th> <th>APos</th> <th>TPos</th> <th colspan="2">Remark</th> </tr> <tr> <th>Freq</th> <th>Level</th> <th>Line</th> <th>Margin</th> <th>Level</th> <th>Factor</th> <th>Loss</th> <th>Factor</th> <th>Factor</th> <th></th> </tr> <tr> <th>MHz</th> <th>dBuV/m</th> <th>dBuV/m</th> <th>dB</th> <th>dBuV</th> <th>dB/m</th> <th>dB</th> <th>dB</th> <th>dB</th> <th>cm</th> <th>deg</th> </tr> </thead> <tbody> <tr> <td>1</td> <td>2336.13</td> <td>55.86</td> <td>74.00</td> <td>-18.14</td> <td>44.22</td> <td>32.07</td> <td>6.52</td> <td>32.95</td> <td>6.00</td> <td>347</td> <td>86</td> <td>PEAK</td> </tr> </tbody> </table>					Limit	Read	Ant	Cable	Preamp	Aux	APos	TPos	Remark		Freq	Level	Line	Margin	Level	Factor	Loss	Factor	Factor		MHz	dBuV/m	dBuV/m	dB	dBuV	dB/m	dB	dB	dB	cm	deg	1	2336.13	55.86	74.00	-18.14	44.22	32.07	6.52	32.95	6.00	347	86	PEAK	<table border="1"> <thead> <tr> <th>Limit</th> <th>Read</th> <th>Ant</th> <th>Cable</th> <th>Preamp</th> <th>Aux</th> <th>APos</th> <th>TPos</th> <th colspan="2">Remark</th> </tr> <tr> <th>Freq</th> <th>Level</th> <th>Line</th> <th>Margin</th> <th>Level</th> <th>Factor</th> <th>Loss</th> <th>Factor</th> <th>Factor</th> <th></th> </tr> <tr> <th>MHz</th> <th>dBuV/m</th> <th>dBuV/m</th> <th>dB</th> <th>dBuV</th> <th>dB/m</th> <th>dB</th> <th>dB</th> <th>dB</th> <th>cm</th> <th>deg</th> </tr> </thead> <tbody> <tr> <td>1</td> <td>2412.00</td> <td>106.16</td> <td>-----</td> <td>-----</td> <td>94.03</td> <td>32.30</td> <td>6.64</td> <td>32.81</td> <td>6.00</td> <td>347</td> <td>86</td> <td>PEAK</td> </tr> </tbody> </table>					Limit	Read	Ant	Cable	Preamp	Aux	APos	TPos	Remark		Freq	Level	Line	Margin	Level	Factor	Loss	Factor	Factor		MHz	dBuV/m	dBuV/m	dB	dBuV	dB/m	dB	dB	dB	cm	deg	1	2412.00	106.16	-----	-----	94.03	32.30	6.64	32.81	6.00	347	86
Limit	Read	Ant	Cable	Preamp	Aux	APos	TPos	Remark																																																																																									
Freq	Level	Line	Margin	Level	Factor	Loss	Factor	Factor																																																																																									
MHz	dBuV/m	dBuV/m	dB	dBuV	dB/m	dB	dB	dB	cm	deg																																																																																							
1	2336.13	55.86	74.00	-18.14	44.22	32.07	6.52	32.95	6.00	347	86	PEAK																																																																																					
Limit	Read	Ant	Cable	Preamp	Aux	APos	TPos	Remark																																																																																									
Freq	Level	Line	Margin	Level	Factor	Loss	Factor	Factor																																																																																									
MHz	dBuV/m	dBuV/m	dB	dBuV	dB/m	dB	dB	dB	cm	deg																																																																																							
1	2412.00	106.16	-----	-----	94.03	32.30	6.64	32.81	6.00	347	86	PEAK																																																																																					
Avg																																																																																																	
	<table border="1"> <thead> <tr> <th>Limit</th> <th>Read</th> <th>Ant</th> <th>Cable</th> <th>Preamp</th> <th>Aux</th> <th>APos</th> <th>TPos</th> <th colspan="2">Remark</th> </tr> <tr> <th>Freq</th> <th>Level</th> <th>Line</th> <th>Margin</th> <th>Level</th> <th>Factor</th> <th>Loss</th> <th>Factor</th> <th>Factor</th> <th></th> </tr> <tr> <th>MHz</th> <th>dBuV/m</th> <th>dBuV/m</th> <th>dB</th> <th>dBuV</th> <th>dB/m</th> <th>dB</th> <th>dB</th> <th>dB</th> <th>cm</th> <th>deg</th> </tr> </thead> <tbody> <tr> <td>1</td> <td>2389.82</td> <td>43.13</td> <td>54.00</td> <td>-10.87</td> <td>31.11</td> <td>32.28</td> <td>6.60</td> <td>32.86</td> <td>6.00</td> <td>347</td> <td>86</td> <td>AVERAGE</td> </tr> </tbody> </table>					Limit	Read	Ant	Cable	Preamp	Aux	APos	TPos	Remark		Freq	Level	Line	Margin	Level	Factor	Loss	Factor	Factor		MHz	dBuV/m	dBuV/m	dB	dBuV	dB/m	dB	dB	dB	cm	deg	1	2389.82	43.13	54.00	-10.87	31.11	32.28	6.60	32.86	6.00	347	86	AVERAGE	<table border="1"> <thead> <tr> <th>Limit</th> <th>Read</th> <th>Ant</th> <th>Cable</th> <th>Preamp</th> <th>Aux</th> <th>APos</th> <th>TPos</th> <th colspan="2">Remark</th> </tr> <tr> <th>Freq</th> <th>Level</th> <th>Line</th> <th>Margin</th> <th>Level</th> <th>Factor</th> <th>Loss</th> <th>Factor</th> <th>Factor</th> <th></th> </tr> <tr> <th>MHz</th> <th>dBuV/m</th> <th>dBuV/m</th> <th>dB</th> <th>dBuV</th> <th>dB/m</th> <th>dB</th> <th>dB</th> <th>dB</th> <th>cm</th> <th>deg</th> </tr> </thead> <tbody> <tr> <td>1</td> <td>2412.00</td> <td>101.49</td> <td>-----</td> <td>-----</td> <td>89.36</td> <td>32.30</td> <td>6.64</td> <td>32.81</td> <td>6.00</td> <td>347</td> <td>86</td> <td>AVERAGE</td> </tr> </tbody> </table>					Limit	Read	Ant	Cable	Preamp	Aux	APos	TPos	Remark		Freq	Level	Line	Margin	Level	Factor	Loss	Factor	Factor		MHz	dBuV/m	dBuV/m	dB	dBuV	dB/m	dB	dB	dB	cm	deg	1	2412.00	101.49	-----	-----	89.36	32.30	6.64	32.81	6.00	347	86
Limit	Read	Ant	Cable	Preamp	Aux	APos	TPos	Remark																																																																																									
Freq	Level	Line	Margin	Level	Factor	Loss	Factor	Factor																																																																																									
MHz	dBuV/m	dBuV/m	dB	dBuV	dB/m	dB	dB	dB	cm	deg																																																																																							
1	2389.82	43.13	54.00	-10.87	31.11	32.28	6.60	32.86	6.00	347	86	AVERAGE																																																																																					
Limit	Read	Ant	Cable	Preamp	Aux	APos	TPos	Remark																																																																																									
Freq	Level	Line	Margin	Level	Factor	Loss	Factor	Factor																																																																																									
MHz	dBuV/m	dBuV/m	dB	dBuV	dB/m	dB	dB	dB	cm	deg																																																																																							
1	2412.00	101.49	-----	-----	89.36	32.30	6.64	32.81	6.00	347	86	AVERAGE																																																																																					



Mode	1																																																																																													
	Harmonic																																																																																													
	2400-2483.5_802.11b_CH01_2412MHz																																																																																													
Pol.	Horizontal	Vertical																																																																																												
Peak Avg	<table border="1"> <thead> <tr> <th>Limit</th> <th>Read</th> <th>Ant</th> <th>Cable</th> <th>Preamp</th> <th>Aux</th> <th>APos</th> <th>TPos</th> <th colspan="2"></th> </tr> <tr> <th>Freq</th> <th>Level</th> <th>Line Margin</th> <th>Level</th> <th>Factor</th> <th>Loss Factor</th> <th>Factor</th> <th></th> <th>cm</th> <th>deg</th> </tr> </thead> <tbody> <tr> <td>1</td> <td>4824.00</td> <td>53.38</td> <td>74.00</td> <td>-20.62</td> <td>71.46</td> <td>34.26</td> <td>9.47</td> <td>61.81</td> <td>0.00</td> <td>123</td> <td>228</td> <td>PEAK</td> </tr> <tr> <td>2</td> <td>4824.00</td> <td>50.67</td> <td>54.00</td> <td>-3.33</td> <td>68.75</td> <td>34.26</td> <td>9.47</td> <td>61.81</td> <td>0.00</td> <td>123</td> <td>228</td> <td>AVERAGE</td> </tr> </tbody> </table>	Limit	Read	Ant	Cable	Preamp	Aux	APos	TPos			Freq	Level	Line Margin	Level	Factor	Loss Factor	Factor		cm	deg	1	4824.00	53.38	74.00	-20.62	71.46	34.26	9.47	61.81	0.00	123	228	PEAK	2	4824.00	50.67	54.00	-3.33	68.75	34.26	9.47	61.81	0.00	123	228	AVERAGE	<table border="1"> <thead> <tr> <th>Limit</th> <th>Read</th> <th>Ant</th> <th>Cable</th> <th>Preamp</th> <th>Aux</th> <th>APos</th> <th>TPos</th> <th colspan="2"></th> </tr> <tr> <th>Freq</th> <th>Level</th> <th>Line Margin</th> <th>Level</th> <th>Factor</th> <th>Loss Factor</th> <th>Factor</th> <th></th> <th>cm</th> <th>deg</th> </tr> </thead> <tbody> <tr> <td>1</td> <td>4824.00</td> <td>51.25</td> <td>74.00</td> <td>-22.75</td> <td>69.33</td> <td>34.26</td> <td>9.47</td> <td>61.81</td> <td>0.00</td> <td>386</td> <td>17</td> <td>PEAK</td> </tr> <tr> <td>2</td> <td>4824.00</td> <td>48.14</td> <td>54.00</td> <td>-5.86</td> <td>66.22</td> <td>34.26</td> <td>9.47</td> <td>61.81</td> <td>0.00</td> <td>386</td> <td>17</td> <td>AVERAGE</td> </tr> </tbody> </table>	Limit	Read	Ant	Cable	Preamp	Aux	APos	TPos			Freq	Level	Line Margin	Level	Factor	Loss Factor	Factor		cm	deg	1	4824.00	51.25	74.00	-22.75	69.33	34.26	9.47	61.81	0.00	386	17	PEAK	2	4824.00	48.14	54.00	-5.86	66.22	34.26	9.47	61.81	0.00	386	17	AVERAGE
Limit	Read	Ant	Cable	Preamp	Aux	APos	TPos																																																																																							
Freq	Level	Line Margin	Level	Factor	Loss Factor	Factor		cm	deg																																																																																					
1	4824.00	53.38	74.00	-20.62	71.46	34.26	9.47	61.81	0.00	123	228	PEAK																																																																																		
2	4824.00	50.67	54.00	-3.33	68.75	34.26	9.47	61.81	0.00	123	228	AVERAGE																																																																																		
Limit	Read	Ant	Cable	Preamp	Aux	APos	TPos																																																																																							
Freq	Level	Line Margin	Level	Factor	Loss Factor	Factor		cm	deg																																																																																					
1	4824.00	51.25	74.00	-22.75	69.33	34.26	9.47	61.81	0.00	386	17	PEAK																																																																																		
2	4824.00	48.14	54.00	-5.86	66.22	34.26	9.47	61.81	0.00	386	17	AVERAGE																																																																																		



Mode	2																																																																																																																								
	Harmonic																																																																																																																								
	2400-2483.5_802.11b_CH06_2437MHz																																																																																																																								
Pol.	Horizontal	Vertical																																																																																																																							
Peak Avg	<table border="1"> <thead> <tr> <th>Limit</th> <th>Read</th> <th>Ant</th> <th>Cable</th> <th>Preamp</th> <th>Aux</th> <th>Apos</th> <th>Tpos</th> <th>Remark</th> </tr> <tr> <th>Freq</th> <th>Level</th> <th>Line</th> <th>Margin</th> <th>Level</th> <th>Factor</th> <th>Loss</th> <th>Factor</th> <th>Factor</th> </tr> <tr> <th>MHz</th> <th>dBuV/m</th> <th>dBuV/m</th> <th>dB</th> <th>dBuV</th> <th>dB/m</th> <th>dB</th> <th>dB</th> <th>dB</th> </tr> </thead> <tbody> <tr> <td>1</td> <td>4874.00</td> <td>52.09</td> <td>74.00</td> <td>-21.91</td> <td>70.20</td> <td>34.14</td> <td>9.52</td> <td>61.77</td> <td>0.00</td> <td>102</td> <td>228</td> <td>PEAK</td> </tr> <tr> <td>2</td> <td>4874.00</td> <td>50.13</td> <td>54.00</td> <td>-3.87</td> <td>68.24</td> <td>34.14</td> <td>9.52</td> <td>61.77</td> <td>0.00</td> <td>102</td> <td>228</td> <td>AVERAGE</td> </tr> <tr> <td>3</td> <td>7311.00</td> <td>43.63</td> <td>74.00</td> <td>-30.37</td> <td>58.30</td> <td>35.70</td> <td>11.69</td> <td>62.06</td> <td>0.00</td> <td>102</td> <td>228</td> <td>PEAK</td> </tr> </tbody> </table>	Limit	Read	Ant	Cable	Preamp	Aux	Apos	Tpos	Remark	Freq	Level	Line	Margin	Level	Factor	Loss	Factor	Factor	MHz	dBuV/m	dBuV/m	dB	dBuV	dB/m	dB	dB	dB	1	4874.00	52.09	74.00	-21.91	70.20	34.14	9.52	61.77	0.00	102	228	PEAK	2	4874.00	50.13	54.00	-3.87	68.24	34.14	9.52	61.77	0.00	102	228	AVERAGE	3	7311.00	43.63	74.00	-30.37	58.30	35.70	11.69	62.06	0.00	102	228	PEAK	<table border="1"> <thead> <tr> <th>Limit</th> <th>Read</th> <th>Ant</th> <th>Cable</th> <th>Preamp</th> <th>Aux</th> <th>Apos</th> <th>Tpos</th> <th>Remark</th> </tr> <tr> <th>Freq</th> <th>Level</th> <th>Line</th> <th>Margin</th> <th>Level</th> <th>Factor</th> <th>Loss</th> <th>Factor</th> <th>Factor</th> </tr> <tr> <th>MHz</th> <th>dBuV/m</th> <th>dBuV/m</th> <th>dB</th> <th>dBuV</th> <th>dB/m</th> <th>dB</th> <th>dB</th> <th>dB</th> </tr> </thead> <tbody> <tr> <td>1</td> <td>4875.00</td> <td>45.05</td> <td>74.00</td> <td>-28.95</td> <td>63.16</td> <td>34.14</td> <td>9.52</td> <td>61.77</td> <td>0.00</td> <td>100</td> <td>348</td> <td>Peak</td> </tr> <tr> <td>2</td> <td>7305.00</td> <td>45.42</td> <td>74.00</td> <td>-28.58</td> <td>60.09</td> <td>35.70</td> <td>11.69</td> <td>62.06</td> <td>0.00</td> <td>100</td> <td>71</td> <td>Peak</td> </tr> </tbody> </table>	Limit	Read	Ant	Cable	Preamp	Aux	Apos	Tpos	Remark	Freq	Level	Line	Margin	Level	Factor	Loss	Factor	Factor	MHz	dBuV/m	dBuV/m	dB	dBuV	dB/m	dB	dB	dB	1	4875.00	45.05	74.00	-28.95	63.16	34.14	9.52	61.77	0.00	100	348	Peak	2	7305.00	45.42	74.00	-28.58	60.09	35.70	11.69	62.06	0.00	100	71	Peak
Limit	Read	Ant	Cable	Preamp	Aux	Apos	Tpos	Remark																																																																																																																	
Freq	Level	Line	Margin	Level	Factor	Loss	Factor	Factor																																																																																																																	
MHz	dBuV/m	dBuV/m	dB	dBuV	dB/m	dB	dB	dB																																																																																																																	
1	4874.00	52.09	74.00	-21.91	70.20	34.14	9.52	61.77	0.00	102	228	PEAK																																																																																																													
2	4874.00	50.13	54.00	-3.87	68.24	34.14	9.52	61.77	0.00	102	228	AVERAGE																																																																																																													
3	7311.00	43.63	74.00	-30.37	58.30	35.70	11.69	62.06	0.00	102	228	PEAK																																																																																																													
Limit	Read	Ant	Cable	Preamp	Aux	Apos	Tpos	Remark																																																																																																																	
Freq	Level	Line	Margin	Level	Factor	Loss	Factor	Factor																																																																																																																	
MHz	dBuV/m	dBuV/m	dB	dBuV	dB/m	dB	dB	dB																																																																																																																	
1	4875.00	45.05	74.00	-28.95	63.16	34.14	9.52	61.77	0.00	100	348	Peak																																																																																																													
2	7305.00	45.42	74.00	-28.58	60.09	35.70	11.69	62.06	0.00	100	71	Peak																																																																																																													



		3																																																										
Mode		Band Edge																																																										
		2400-2483.5_802.11b_CH11_2462MHz																																																										
Pol.		Horizontal					Fundamental																																																					
Peak	Horizontal	<table border="1" style="width: 100%; border-collapse: collapse; margin-top: 10px;"> <thead> <tr> <th colspan="2"></th> <th>Limit</th> <th>Read</th> <th>Ant</th> <th>Cable</th> <th>Preamp</th> <th>Aux</th> <th>APos</th> <th>TPos</th> <th colspan="2"></th> </tr> <tr> <th>Freq</th> <th>Level</th> <th>Line Margin</th> <th>Level</th> <th>Factor</th> <th>Loss Factor</th> <th>Factor</th> <th>Factor</th> <th></th> <th></th> <th>cm</th> <th>deg</th> </tr> <tr> <th>MHz</th> <th>dBuV/m</th> <th>dB</th> <th>dBuV</th> <th>dB/m</th> <th>dB</th> <th>dB</th> <th>dB</th> <th>dB</th> <th>cm</th> <th>deg</th> <th></th> </tr> </thead> <tbody> <tr> <td>1</td> <td>2486.66</td> <td>57.03</td> <td>74.00</td> <td>-16.97</td> <td>44.45</td> <td>32.46</td> <td>6.74</td> <td>32.62</td> <td>6.00</td> <td>100</td> <td>94</td> <td>PEAK</td> </tr> </tbody> </table>												Limit	Read	Ant	Cable	Preamp	Aux	APos	TPos			Freq	Level	Line Margin	Level	Factor	Loss Factor	Factor	Factor			cm	deg	MHz	dBuV/m	dB	dBuV	dB/m	dB	dB	dB	dB	cm	deg		1	2486.66	57.03	74.00	-16.97	44.45	32.46	6.74	32.62	6.00	100	94	PEAK
			Limit	Read	Ant	Cable	Preamp	Aux	APos	TPos																																																		
Freq	Level	Line Margin	Level	Factor	Loss Factor	Factor	Factor			cm	deg																																																	
MHz	dBuV/m	dB	dBuV	dB/m	dB	dB	dB	dB	cm	deg																																																		
1	2486.66	57.03	74.00	-16.97	44.45	32.46	6.74	32.62	6.00	100	94	PEAK																																																
Fundamental	<table border="1" style="width: 100%; border-collapse: collapse; margin-top: 10px;"> <thead> <tr> <th colspan="2"></th> <th>Limit</th> <th>Read</th> <th>Ant</th> <th>Cable</th> <th>Preamp</th> <th>Aux</th> <th>APos</th> <th>TPos</th> <th colspan="2"></th> </tr> <tr> <th>Freq</th> <th>Level</th> <th>Line Margin</th> <th>Level</th> <th>Factor</th> <th>Loss Factor</th> <th>Factor</th> <th>Factor</th> <th></th> <th></th> <th>cm</th> <th>deg</th> </tr> <tr> <th>MHz</th> <th>dBuV/m</th> <th>dB</th> <th>dBuV</th> <th>dB/m</th> <th>dB</th> <th>dB</th> <th>dB</th> <th>dB</th> <th>cm</th> <th>deg</th> <th></th> </tr> </thead> <tbody> <tr> <td>1</td> <td>2462.00</td> <td>111.28</td> <td>-----</td> <td>-----</td> <td>98.89</td> <td>32.37</td> <td>6.70</td> <td>32.68</td> <td>6.00</td> <td>100</td> <td>94</td> <td>PEAK</td> </tr> </tbody> </table>												Limit	Read	Ant	Cable	Preamp	Aux	APos	TPos			Freq	Level	Line Margin	Level	Factor	Loss Factor	Factor	Factor			cm	deg	MHz	dBuV/m	dB	dBuV	dB/m	dB	dB	dB	dB	cm	deg		1	2462.00	111.28	-----	-----	98.89	32.37	6.70	32.68	6.00	100	94	PEAK	
		Limit	Read	Ant	Cable	Preamp	Aux	APos	TPos																																																			
Freq	Level	Line Margin	Level	Factor	Loss Factor	Factor	Factor			cm	deg																																																	
MHz	dBuV/m	dB	dBuV	dB/m	dB	dB	dB	dB	cm	deg																																																		
1	2462.00	111.28	-----	-----	98.89	32.37	6.70	32.68	6.00	100	94	PEAK																																																
Avg	Horizontal	<table border="1" style="width: 100%; border-collapse: collapse; margin-top: 10px;"> <thead> <tr> <th colspan="2"></th> <th>Limit</th> <th>Read</th> <th>Ant</th> <th>Cable</th> <th>Preamp</th> <th>Aux</th> <th>APos</th> <th>TPos</th> <th colspan="2"></th> </tr> <tr> <th>Freq</th> <th>Level</th> <th>Line Margin</th> <th>Level</th> <th>Factor</th> <th>Loss Factor</th> <th>Factor</th> <th>Factor</th> <th></th> <th></th> <th>cm</th> <th>deg</th> </tr> <tr> <th>MHz</th> <th>dBuV/m</th> <th>dB</th> <th>dBuV</th> <th>dB/m</th> <th>dB</th> <th>dB</th> <th>dB</th> <th>dB</th> <th>cm</th> <th>deg</th> <th></th> </tr> </thead> <tbody> <tr> <td>1</td> <td>2483.51</td> <td>45.62</td> <td>54.00</td> <td>-8.38</td> <td>33.07</td> <td>32.45</td> <td>6.73</td> <td>32.63</td> <td>6.00</td> <td>100</td> <td>94</td> <td>AVERAGE</td> </tr> </tbody> </table>												Limit	Read	Ant	Cable	Preamp	Aux	APos	TPos			Freq	Level	Line Margin	Level	Factor	Loss Factor	Factor	Factor			cm	deg	MHz	dBuV/m	dB	dBuV	dB/m	dB	dB	dB	dB	cm	deg		1	2483.51	45.62	54.00	-8.38	33.07	32.45	6.73	32.63	6.00	100	94	AVERAGE
			Limit	Read	Ant	Cable	Preamp	Aux	APos	TPos																																																		
Freq	Level	Line Margin	Level	Factor	Loss Factor	Factor	Factor			cm	deg																																																	
MHz	dBuV/m	dB	dBuV	dB/m	dB	dB	dB	dB	cm	deg																																																		
1	2483.51	45.62	54.00	-8.38	33.07	32.45	6.73	32.63	6.00	100	94	AVERAGE																																																
Fundamental	<table border="1" style="width: 100%; border-collapse: collapse; margin-top: 10px;"> <thead> <tr> <th colspan="2"></th> <th>Limit</th> <th>Read</th> <th>Ant</th> <th>Cable</th> <th>Preamp</th> <th>Aux</th> <th>APos</th> <th>TPos</th> <th colspan="2"></th> </tr> <tr> <th>Freq</th> <th>Level</th> <th>Line Margin</th> <th>Level</th> <th>Factor</th> <th>Loss Factor</th> <th>Factor</th> <th>Factor</th> <th></th> <th></th> <th>cm</th> <th>deg</th> </tr> <tr> <th>MHz</th> <th>dBuV/m</th> <th>dB</th> <th>dBuV</th> <th>dB/m</th> <th>dB</th> <th>dB</th> <th>dB</th> <th>dB</th> <th>cm</th> <th>deg</th> <th></th> </tr> </thead> <tbody> <tr> <td>1</td> <td>2462.00</td> <td>106.87</td> <td>-----</td> <td>-----</td> <td>94.48</td> <td>32.37</td> <td>6.70</td> <td>32.68</td> <td>6.00</td> <td>100</td> <td>94</td> <td>AVERAGE</td> </tr> </tbody> </table>												Limit	Read	Ant	Cable	Preamp	Aux	APos	TPos			Freq	Level	Line Margin	Level	Factor	Loss Factor	Factor	Factor			cm	deg	MHz	dBuV/m	dB	dBuV	dB/m	dB	dB	dB	dB	cm	deg		1	2462.00	106.87	-----	-----	94.48	32.37	6.70	32.68	6.00	100	94	AVERAGE	
		Limit	Read	Ant	Cable	Preamp	Aux	APos	TPos																																																			
Freq	Level	Line Margin	Level	Factor	Loss Factor	Factor	Factor			cm	deg																																																	
MHz	dBuV/m	dB	dBuV	dB/m	dB	dB	dB	dB	cm	deg																																																		
1	2462.00	106.87	-----	-----	94.48	32.37	6.70	32.68	6.00	100	94	AVERAGE																																																



		3																																																																														
Mode	Band Edge																																																																															
	2400-2483.5_802.11b_CH11_2462MHz																																																																															
Pol.	Vertical	Fundamental																																																																														
Peak	<table border="1"> <thead> <tr> <th>Limit</th> <th>Read</th> <th>Ant</th> <th>Cable</th> <th>Preamp</th> <th>Aux</th> <th>APos</th> <th>TPos</th> </tr> <tr> <th>Freq</th> <th>Level</th> <th>Line Margin</th> <th>Level Factor</th> <th>Loss Factor</th> <th>Factor</th> <th></th> <th>Remark</th> </tr> <tr> <th>MHz</th> <th>dBuV/m</th> <th>dBuV/m</th> <th>dB</th> <th>dBuV</th> <th>dB/m</th> <th>dB</th> <th>dB</th> <th>cm</th> <th>deg</th> </tr> </thead> <tbody> <tr> <td>1</td> <td>2497.49</td> <td>56.64</td> <td>74.00</td> <td>-17.36</td> <td>43.98</td> <td>32.50</td> <td>6.75</td> <td>32.59</td> <td>6.00</td> <td>296</td> <td>77</td> <td>PEAK</td> </tr> </tbody> </table>	Limit	Read	Ant	Cable	Preamp	Aux	APos	TPos	Freq	Level	Line Margin	Level Factor	Loss Factor	Factor		Remark	MHz	dBuV/m	dBuV/m	dB	dBuV	dB/m	dB	dB	cm	deg	1	2497.49	56.64	74.00	-17.36	43.98	32.50	6.75	32.59	6.00	296	77	PEAK	<table border="1"> <thead> <tr> <th>Limit</th> <th>Read</th> <th>Ant</th> <th>Cable</th> <th>Preamp</th> <th>Aux</th> <th>APos</th> <th>TPos</th> </tr> <tr> <th>Freq</th> <th>Level</th> <th>Line Margin</th> <th>Level Factor</th> <th>Loss Factor</th> <th>Factor</th> <th></th> <th>Remark</th> </tr> <tr> <th>MHz</th> <th>dBuV/m</th> <th>dBuV/m</th> <th>dB</th> <th>dBuV</th> <th>dB/m</th> <th>dB</th> <th>dB</th> <th>cm</th> <th>deg</th> </tr> </thead> <tbody> <tr> <td>1</td> <td>2462.00</td> <td>109.01</td> <td>-----</td> <td>-----</td> <td>96.62</td> <td>32.37</td> <td>6.70</td> <td>32.68</td> <td>6.00</td> <td>296</td> <td>77</td> <td>PEAK</td> </tr> </tbody> </table>	Limit	Read	Ant	Cable	Preamp	Aux	APos	TPos	Freq	Level	Line Margin	Level Factor	Loss Factor	Factor		Remark	MHz	dBuV/m	dBuV/m	dB	dBuV	dB/m	dB	dB	cm	deg	1	2462.00	109.01	-----	-----	96.62	32.37	6.70	32.68	6.00	296	77	PEAK
	Limit	Read	Ant	Cable	Preamp	Aux	APos	TPos																																																																								
Freq	Level	Line Margin	Level Factor	Loss Factor	Factor		Remark																																																																									
MHz	dBuV/m	dBuV/m	dB	dBuV	dB/m	dB	dB	cm	deg																																																																							
1	2497.49	56.64	74.00	-17.36	43.98	32.50	6.75	32.59	6.00	296	77	PEAK																																																																				
Limit	Read	Ant	Cable	Preamp	Aux	APos	TPos																																																																									
Freq	Level	Line Margin	Level Factor	Loss Factor	Factor		Remark																																																																									
MHz	dBuV/m	dBuV/m	dB	dBuV	dB/m	dB	dB	cm	deg																																																																							
1	2462.00	109.01	-----	-----	96.62	32.37	6.70	32.68	6.00	296	77	PEAK																																																																				
Avg	<table border="1"> <thead> <tr> <th>Limit</th> <th>Read</th> <th>Ant</th> <th>Cable</th> <th>Preamp</th> <th>Aux</th> <th>APos</th> <th>TPos</th> </tr> <tr> <th>Freq</th> <th>Level</th> <th>Line Margin</th> <th>Level Factor</th> <th>Loss Factor</th> <th>Factor</th> <th></th> <th>Remark</th> </tr> <tr> <th>MHz</th> <th>dBuV/m</th> <th>dBuV/m</th> <th>dB</th> <th>dBuV</th> <th>dB/m</th> <th>dB</th> <th>dB</th> <th>cm</th> <th>deg</th> </tr> </thead> <tbody> <tr> <td>1</td> <td>2483.51</td> <td>44.55</td> <td>54.00</td> <td>-9.45</td> <td>32.00</td> <td>32.45</td> <td>6.73</td> <td>32.63</td> <td>6.00</td> <td>296</td> <td>77</td> <td>AVERAGE</td> </tr> </tbody> </table>	Limit	Read	Ant	Cable	Preamp	Aux	APos	TPos	Freq	Level	Line Margin	Level Factor	Loss Factor	Factor		Remark	MHz	dBuV/m	dBuV/m	dB	dBuV	dB/m	dB	dB	cm	deg	1	2483.51	44.55	54.00	-9.45	32.00	32.45	6.73	32.63	6.00	296	77	AVERAGE	<table border="1"> <thead> <tr> <th>Limit</th> <th>Read</th> <th>Ant</th> <th>Cable</th> <th>Preamp</th> <th>Aux</th> <th>APos</th> <th>TPos</th> </tr> <tr> <th>Freq</th> <th>Level</th> <th>Line Margin</th> <th>Level Factor</th> <th>Loss Factor</th> <th>Factor</th> <th></th> <th>Remark</th> </tr> <tr> <th>MHz</th> <th>dBuV/m</th> <th>dBuV/m</th> <th>dB</th> <th>dBuV</th> <th>dB/m</th> <th>dB</th> <th>dB</th> <th>cm</th> <th>deg</th> </tr> </thead> <tbody> <tr> <td>1</td> <td>2462.00</td> <td>104.22</td> <td>-----</td> <td>-----</td> <td>91.83</td> <td>32.37</td> <td>6.70</td> <td>32.68</td> <td>6.00</td> <td>296</td> <td>77</td> <td>AVERAGE</td> </tr> </tbody> </table>	Limit	Read	Ant	Cable	Preamp	Aux	APos	TPos	Freq	Level	Line Margin	Level Factor	Loss Factor	Factor		Remark	MHz	dBuV/m	dBuV/m	dB	dBuV	dB/m	dB	dB	cm	deg	1	2462.00	104.22	-----	-----	91.83	32.37	6.70	32.68	6.00	296	77	AVERAGE
Limit	Read	Ant	Cable	Preamp	Aux	APos	TPos																																																																									
Freq	Level	Line Margin	Level Factor	Loss Factor	Factor		Remark																																																																									
MHz	dBuV/m	dBuV/m	dB	dBuV	dB/m	dB	dB	cm	deg																																																																							
1	2483.51	44.55	54.00	-9.45	32.00	32.45	6.73	32.63	6.00	296	77	AVERAGE																																																																				
Limit	Read	Ant	Cable	Preamp	Aux	APos	TPos																																																																									
Freq	Level	Line Margin	Level Factor	Loss Factor	Factor		Remark																																																																									
MHz	dBuV/m	dBuV/m	dB	dBuV	dB/m	dB	dB	cm	deg																																																																							
1	2462.00	104.22	-----	-----	91.83	32.37	6.70	32.68	6.00	296	77	AVERAGE																																																																				



Mode	3																																																																																																																																					
	Harmonic																																																																																																																																					
	2400-2483.5_802.11b_CH11_2462MHz																																																																																																																																					
Pol.	Horizontal	Vertical																																																																																																																																				
Peak Avg	<table border="1"> <thead> <tr> <th>Limit</th> <th>Read</th> <th>Ant</th> <th>Cable</th> <th>Preamp</th> <th>Aux</th> <th>Apos</th> <th>TPos</th> <th>Remark</th> </tr> <tr> <th>Freq</th> <th>Level</th> <th>Line</th> <th>Margin</th> <th>Level</th> <th>Factor</th> <th>Loss</th> <th>Factor</th> <th>Factor</th> </tr> <tr> <th>MHz</th> <th>dBuV/m</th> <th>dBuV/m</th> <th>dB</th> <th>dBuV</th> <th>dB/m</th> <th>dB</th> <th>dB</th> <th>dB</th> </tr> </thead> <tbody> <tr> <td>1</td> <td>4924.00</td> <td>52.72</td> <td>74.00</td> <td>-21.28</td> <td>70.79</td> <td>34.10</td> <td>9.57</td> <td>61.74</td> <td>0.00</td> <td>103</td> <td>268</td> <td>PEAK</td> </tr> <tr> <td>2</td> <td>4924.00</td> <td>50.64</td> <td>54.00</td> <td>-3.36</td> <td>68.71</td> <td>34.10</td> <td>9.57</td> <td>61.74</td> <td>0.00</td> <td>103</td> <td>268</td> <td>AVERAGE</td> </tr> <tr> <td>3</td> <td>7386.00</td> <td>43.70</td> <td>74.00</td> <td>-30.30</td> <td>58.34</td> <td>35.70</td> <td>11.72</td> <td>62.06</td> <td>0.00</td> <td>103</td> <td>268</td> <td>PEAK</td> </tr> </tbody> </table>	Limit	Read	Ant	Cable	Preamp	Aux	Apos	TPos	Remark	Freq	Level	Line	Margin	Level	Factor	Loss	Factor	Factor	MHz	dBuV/m	dBuV/m	dB	dBuV	dB/m	dB	dB	dB	1	4924.00	52.72	74.00	-21.28	70.79	34.10	9.57	61.74	0.00	103	268	PEAK	2	4924.00	50.64	54.00	-3.36	68.71	34.10	9.57	61.74	0.00	103	268	AVERAGE	3	7386.00	43.70	74.00	-30.30	58.34	35.70	11.72	62.06	0.00	103	268	PEAK	<table border="1"> <thead> <tr> <th>Limit</th> <th>Read</th> <th>Ant</th> <th>Cable</th> <th>Preamp</th> <th>Aux</th> <th>Apos</th> <th>TPos</th> <th>Remark</th> </tr> <tr> <th>Freq</th> <th>Level</th> <th>Line</th> <th>Margin</th> <th>Level</th> <th>Factor</th> <th>Loss</th> <th>Factor</th> <th>Factor</th> </tr> <tr> <th>MHz</th> <th>dBuV/m</th> <th>dBuV/m</th> <th>dB</th> <th>dBuV</th> <th>dB/m</th> <th>dB</th> <th>dB</th> <th>dB</th> </tr> </thead> <tbody> <tr> <td>1</td> <td>4924.00</td> <td>48.37</td> <td>74.00</td> <td>-25.63</td> <td>66.44</td> <td>34.10</td> <td>9.57</td> <td>61.74</td> <td>0.00</td> <td>300</td> <td>360</td> <td>PEAK</td> </tr> <tr> <td>2</td> <td>4924.00</td> <td>44.84</td> <td>54.00</td> <td>-9.16</td> <td>62.91</td> <td>34.10</td> <td>9.57</td> <td>61.74</td> <td>0.00</td> <td>300</td> <td>360</td> <td>AVERAGE</td> </tr> <tr> <td>3</td> <td>7380.00</td> <td>46.05</td> <td>74.00</td> <td>-27.95</td> <td>60.69</td> <td>35.70</td> <td>11.72</td> <td>62.06</td> <td>0.00</td> <td>100</td> <td>84</td> <td>Peak</td> </tr> </tbody> </table>	Limit	Read	Ant	Cable	Preamp	Aux	Apos	TPos	Remark	Freq	Level	Line	Margin	Level	Factor	Loss	Factor	Factor	MHz	dBuV/m	dBuV/m	dB	dBuV	dB/m	dB	dB	dB	1	4924.00	48.37	74.00	-25.63	66.44	34.10	9.57	61.74	0.00	300	360	PEAK	2	4924.00	44.84	54.00	-9.16	62.91	34.10	9.57	61.74	0.00	300	360	AVERAGE	3	7380.00	46.05	74.00	-27.95	60.69	35.70	11.72	62.06	0.00	100	84	Peak
Limit	Read	Ant	Cable	Preamp	Aux	Apos	TPos	Remark																																																																																																																														
Freq	Level	Line	Margin	Level	Factor	Loss	Factor	Factor																																																																																																																														
MHz	dBuV/m	dBuV/m	dB	dBuV	dB/m	dB	dB	dB																																																																																																																														
1	4924.00	52.72	74.00	-21.28	70.79	34.10	9.57	61.74	0.00	103	268	PEAK																																																																																																																										
2	4924.00	50.64	54.00	-3.36	68.71	34.10	9.57	61.74	0.00	103	268	AVERAGE																																																																																																																										
3	7386.00	43.70	74.00	-30.30	58.34	35.70	11.72	62.06	0.00	103	268	PEAK																																																																																																																										
Limit	Read	Ant	Cable	Preamp	Aux	Apos	TPos	Remark																																																																																																																														
Freq	Level	Line	Margin	Level	Factor	Loss	Factor	Factor																																																																																																																														
MHz	dBuV/m	dBuV/m	dB	dBuV	dB/m	dB	dB	dB																																																																																																																														
1	4924.00	48.37	74.00	-25.63	66.44	34.10	9.57	61.74	0.00	300	360	PEAK																																																																																																																										
2	4924.00	44.84	54.00	-9.16	62.91	34.10	9.57	61.74	0.00	300	360	AVERAGE																																																																																																																										
3	7380.00	46.05	74.00	-27.95	60.69	35.70	11.72	62.06	0.00	100	84	Peak																																																																																																																										



		4																																																								
Mode		Band Edge																																																								
		2400-2483.5_802.11g_CH01_2412MHz																																																								
Pol.		Horizontal				Fundamental																																																				
Peak	Horizontal	<table border="1" style="width: 100%; border-collapse: collapse; margin-top: 10px;"> <thead> <tr> <th colspan="2"></th> <th>Limit</th> <th>Read</th> <th>Ant</th> <th>Cable</th> <th>Preamp</th> <th>Aux</th> <th>APos</th> <th>TPos</th> <th colspan="2"></th> </tr> <tr> <th>Freq</th> <th>Level</th> <th>Line Margin</th> <th>Level</th> <th>Factor</th> <th>Loss Factor</th> <th>Factor</th> <th>Factor</th> <th></th> <th></th> <th>cm</th> <th>deg</th> </tr> <tr> <th>MHz</th> <th>dBuV/m</th> <th>dB</th> <th>dBuV</th> <th>dB/m</th> <th>dB</th> <th>dB</th> <th>dB</th> <th>dB</th> <th>cm</th> <th>deg</th> <th></th> </tr> </thead> <tbody> <tr> <td>1</td> <td>2389.82</td> <td>63.60</td> <td>74.00</td> <td>-10.40</td> <td>51.58</td> <td>32.28</td> <td>6.60</td> <td>32.86</td> <td>6.00</td> <td>100</td> <td>100</td> <td>PEAK</td> </tr> </tbody> </table>										Limit	Read	Ant	Cable	Preamp	Aux	APos	TPos			Freq	Level	Line Margin	Level	Factor	Loss Factor	Factor	Factor			cm	deg	MHz	dBuV/m	dB	dBuV	dB/m	dB	dB	dB	dB	cm	deg		1	2389.82	63.60	74.00	-10.40	51.58	32.28	6.60	32.86	6.00	100	100	PEAK
			Limit	Read	Ant	Cable	Preamp	Aux	APos	TPos																																																
Freq	Level	Line Margin	Level	Factor	Loss Factor	Factor	Factor			cm	deg																																															
MHz	dBuV/m	dB	dBuV	dB/m	dB	dB	dB	dB	cm	deg																																																
1	2389.82	63.60	74.00	-10.40	51.58	32.28	6.60	32.86	6.00	100	100	PEAK																																														
Fundamental	<table border="1" style="width: 100%; border-collapse: collapse; margin-top: 10px;"> <thead> <tr> <th colspan="2"></th> <th>Limit</th> <th>Read</th> <th>Ant</th> <th>Cable</th> <th>Preamp</th> <th>Aux</th> <th>APos</th> <th>TPos</th> <th colspan="2"></th> </tr> <tr> <th>Freq</th> <th>Level</th> <th>Line Margin</th> <th>Level</th> <th>Factor</th> <th>Loss Factor</th> <th>Factor</th> <th>Factor</th> <th></th> <th></th> <th>cm</th> <th>deg</th> </tr> <tr> <th>MHz</th> <th>dBuV/m</th> <th>dB</th> <th>dBuV</th> <th>dB/m</th> <th>dB</th> <th>dB</th> <th>dB</th> <th>dB</th> <th>cm</th> <th>deg</th> <th></th> </tr> </thead> <tbody> <tr> <td>1</td> <td>2412.00</td> <td>112.61</td> <td>-----</td> <td>-----</td> <td>100.49</td> <td>32.30</td> <td>6.63</td> <td>32.81</td> <td>6.00</td> <td>100</td> <td>100</td> <td>PEAK</td> </tr> </tbody> </table>										Limit	Read	Ant	Cable	Preamp	Aux	APos	TPos			Freq	Level	Line Margin	Level	Factor	Loss Factor	Factor	Factor			cm	deg	MHz	dBuV/m	dB	dBuV	dB/m	dB	dB	dB	dB	cm	deg		1	2412.00	112.61	-----	-----	100.49	32.30	6.63	32.81	6.00	100	100	PEAK	
		Limit	Read	Ant	Cable	Preamp	Aux	APos	TPos																																																	
Freq	Level	Line Margin	Level	Factor	Loss Factor	Factor	Factor			cm	deg																																															
MHz	dBuV/m	dB	dBuV	dB/m	dB	dB	dB	dB	cm	deg																																																
1	2412.00	112.61	-----	-----	100.49	32.30	6.63	32.81	6.00	100	100	PEAK																																														
Avg	Horizontal	<table border="1" style="width: 100%; border-collapse: collapse; margin-top: 10px;"> <thead> <tr> <th colspan="2"></th> <th>Limit</th> <th>Read</th> <th>Ant</th> <th>Cable</th> <th>Preamp</th> <th>Aux</th> <th>APos</th> <th>TPos</th> <th colspan="2"></th> </tr> <tr> <th>Freq</th> <th>Level</th> <th>Line Margin</th> <th>Level</th> <th>Factor</th> <th>Loss Factor</th> <th>Factor</th> <th>Factor</th> <th></th> <th></th> <th>cm</th> <th>deg</th> </tr> <tr> <th>MHz</th> <th>dBuV/m</th> <th>dB</th> <th>dBuV</th> <th>dB/m</th> <th>dB</th> <th>dB</th> <th>dB</th> <th>dB</th> <th>cm</th> <th>deg</th> <th></th> </tr> </thead> <tbody> <tr> <td>1</td> <td>2389.95</td> <td>50.94</td> <td>54.00</td> <td>-3.06</td> <td>38.92</td> <td>32.28</td> <td>6.60</td> <td>32.86</td> <td>6.00</td> <td>100</td> <td>100</td> <td>AVERAGE</td> </tr> </tbody> </table>										Limit	Read	Ant	Cable	Preamp	Aux	APos	TPos			Freq	Level	Line Margin	Level	Factor	Loss Factor	Factor	Factor			cm	deg	MHz	dBuV/m	dB	dBuV	dB/m	dB	dB	dB	dB	cm	deg		1	2389.95	50.94	54.00	-3.06	38.92	32.28	6.60	32.86	6.00	100	100	AVERAGE
			Limit	Read	Ant	Cable	Preamp	Aux	APos	TPos																																																
Freq	Level	Line Margin	Level	Factor	Loss Factor	Factor	Factor			cm	deg																																															
MHz	dBuV/m	dB	dBuV	dB/m	dB	dB	dB	dB	cm	deg																																																
1	2389.95	50.94	54.00	-3.06	38.92	32.28	6.60	32.86	6.00	100	100	AVERAGE																																														
Fundamental	<table border="1" style="width: 100%; border-collapse: collapse; margin-top: 10px;"> <thead> <tr> <th colspan="2"></th> <th>Limit</th> <th>Read</th> <th>Ant</th> <th>Cable</th> <th>Preamp</th> <th>Aux</th> <th>APos</th> <th>TPos</th> <th colspan="2"></th> </tr> <tr> <th>Freq</th> <th>Level</th> <th>Line Margin</th> <th>Level</th> <th>Factor</th> <th>Loss Factor</th> <th>Factor</th> <th>Factor</th> <th></th> <th></th> <th>cm</th> <th>deg</th> </tr> <tr> <th>MHz</th> <th>dBuV/m</th> <th>dB</th> <th>dBuV</th> <th>dB/m</th> <th>dB</th> <th>dB</th> <th>dB</th> <th>dB</th> <th>cm</th> <th>deg</th> <th></th> </tr> </thead> <tbody> <tr> <td>1</td> <td>2412.00</td> <td>103.63</td> <td>-----</td> <td>-----</td> <td>91.51</td> <td>32.30</td> <td>6.63</td> <td>32.81</td> <td>6.00</td> <td>100</td> <td>100</td> <td>AVERAGE</td> </tr> </tbody> </table>										Limit	Read	Ant	Cable	Preamp	Aux	APos	TPos			Freq	Level	Line Margin	Level	Factor	Loss Factor	Factor	Factor			cm	deg	MHz	dBuV/m	dB	dBuV	dB/m	dB	dB	dB	dB	cm	deg		1	2412.00	103.63	-----	-----	91.51	32.30	6.63	32.81	6.00	100	100	AVERAGE	
		Limit	Read	Ant	Cable	Preamp	Aux	APos	TPos																																																	
Freq	Level	Line Margin	Level	Factor	Loss Factor	Factor	Factor			cm	deg																																															
MHz	dBuV/m	dB	dBuV	dB/m	dB	dB	dB	dB	cm	deg																																																
1	2412.00	103.63	-----	-----	91.51	32.30	6.63	32.81	6.00	100	100	AVERAGE																																														

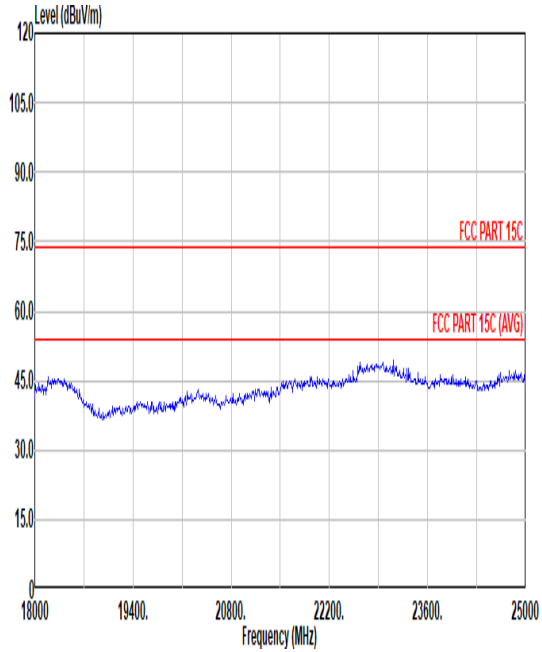
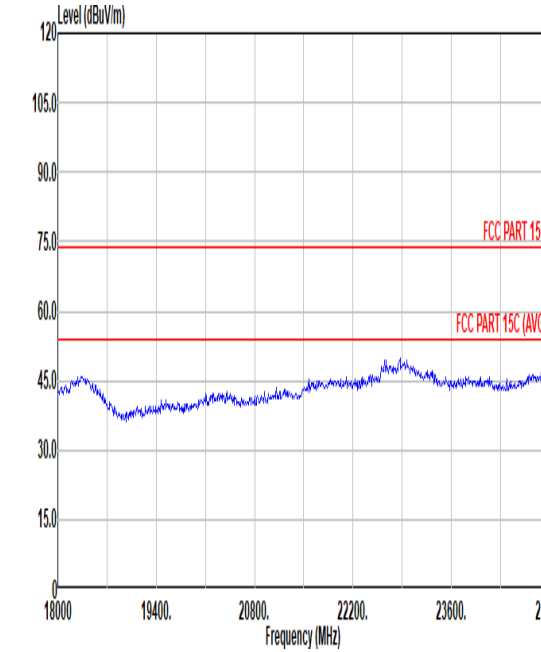


		4																																																								
Mode		Band Edge																																																								
		2400-2483.5_802.11g_CH01_2412MHz																																																								
Pol.		Vertical					Fundamental																																																			
Peak																																																										
		<table border="1"> <thead> <tr> <th>Limit</th> <th>Read</th> <th>Ant</th> <th>Cable</th> <th>Preamp</th> <th>Aux</th> <th>APos</th> <th>TPos</th> <th colspan="3">Remark</th> </tr> <tr> <th>Freq</th> <th>Level</th> <th>Line</th> <th>Margin</th> <th>Level</th> <th>Factor</th> <th>Loss</th> <th>Factor</th> <th>Factor</th> <th></th> <th></th> <th></th> </tr> <tr> <th>MHz</th> <th>dBuV/m</th> <th>dBuV/m</th> <th>dB</th> <th>dBuV</th> <th>dB/m</th> <th>dB</th> <th>dB</th> <th>dB</th> <th>cm</th> <th>deg</th> <th></th> </tr> </thead> <tbody> <tr> <td>1</td> <td>2389.95</td> <td>61.13</td> <td>74.00</td> <td>-12.87</td> <td>49.11</td> <td>32.28</td> <td>6.60</td> <td>32.86</td> <td>6.00</td> <td>394</td> <td>81 PEAK</td> </tr> </tbody> </table>										Limit	Read	Ant	Cable	Preamp	Aux	APos	TPos	Remark			Freq	Level	Line	Margin	Level	Factor	Loss	Factor	Factor				MHz	dBuV/m	dBuV/m	dB	dBuV	dB/m	dB	dB	dB	cm	deg		1	2389.95	61.13	74.00	-12.87	49.11	32.28	6.60	32.86	6.00	394	81 PEAK
Limit	Read	Ant	Cable	Preamp	Aux	APos	TPos	Remark																																																		
Freq	Level	Line	Margin	Level	Factor	Loss	Factor	Factor																																																		
MHz	dBuV/m	dBuV/m	dB	dBuV	dB/m	dB	dB	dB	cm	deg																																																
1	2389.95	61.13	74.00	-12.87	49.11	32.28	6.60	32.86	6.00	394	81 PEAK																																															
Avg																																																										
		<table border="1"> <thead> <tr> <th>Limit</th> <th>Read</th> <th>Ant</th> <th>Cable</th> <th>Preamp</th> <th>Aux</th> <th>APos</th> <th>TPos</th> <th colspan="3">Remark</th> </tr> <tr> <th>Freq</th> <th>Level</th> <th>Line</th> <th>Margin</th> <th>Level</th> <th>Factor</th> <th>Loss</th> <th>Factor</th> <th>Factor</th> <th></th> <th></th> <th></th> </tr> <tr> <th>MHz</th> <th>dBuV/m</th> <th>dBuV/m</th> <th>dB</th> <th>dBuV</th> <th>dB/m</th> <th>dB</th> <th>dB</th> <th>dB</th> <th>cm</th> <th>deg</th> <th></th> </tr> </thead> <tbody> <tr> <td>1</td> <td>2389.95</td> <td>48.69</td> <td>54.00</td> <td>-5.31</td> <td>36.67</td> <td>32.28</td> <td>6.60</td> <td>32.86</td> <td>6.00</td> <td>394</td> <td>81 AVERAGE</td> </tr> </tbody> </table>										Limit	Read	Ant	Cable	Preamp	Aux	APos	TPos	Remark			Freq	Level	Line	Margin	Level	Factor	Loss	Factor	Factor				MHz	dBuV/m	dBuV/m	dB	dBuV	dB/m	dB	dB	dB	cm	deg		1	2389.95	48.69	54.00	-5.31	36.67	32.28	6.60	32.86	6.00	394	81 AVERAGE
Limit	Read	Ant	Cable	Preamp	Aux	APos	TPos	Remark																																																		
Freq	Level	Line	Margin	Level	Factor	Loss	Factor	Factor																																																		
MHz	dBuV/m	dBuV/m	dB	dBuV	dB/m	dB	dB	dB	cm	deg																																																
1	2389.95	48.69	54.00	-5.31	36.67	32.28	6.60	32.86	6.00	394	81 AVERAGE																																															
		<table border="1"> <thead> <tr> <th>Limit</th> <th>Read</th> <th>Ant</th> <th>Cable</th> <th>Preamp</th> <th>Aux</th> <th>APos</th> <th>TPos</th> <th colspan="3">Remark</th> </tr> <tr> <th>Freq</th> <th>Level</th> <th>Line</th> <th>Margin</th> <th>Level</th> <th>Factor</th> <th>Loss</th> <th>Factor</th> <th>Factor</th> <th></th> <th></th> <th></th> </tr> <tr> <th>MHz</th> <th>dBuV/m</th> <th>dBuV/m</th> <th>dB</th> <th>dBuV</th> <th>dB/m</th> <th>dB</th> <th>dB</th> <th>dB</th> <th>cm</th> <th>deg</th> <th></th> </tr> </thead> <tbody> <tr> <td>1</td> <td>2412.00</td> <td>110.31</td> <td>-----</td> <td>-----</td> <td>98.19</td> <td>32.30</td> <td>6.63</td> <td>32.81</td> <td>6.00</td> <td>394</td> <td>81 PEAK</td> </tr> </tbody> </table>										Limit	Read	Ant	Cable	Preamp	Aux	APos	TPos	Remark			Freq	Level	Line	Margin	Level	Factor	Loss	Factor	Factor				MHz	dBuV/m	dBuV/m	dB	dBuV	dB/m	dB	dB	dB	cm	deg		1	2412.00	110.31	-----	-----	98.19	32.30	6.63	32.81	6.00	394	81 PEAK
Limit	Read	Ant	Cable	Preamp	Aux	APos	TPos	Remark																																																		
Freq	Level	Line	Margin	Level	Factor	Loss	Factor	Factor																																																		
MHz	dBuV/m	dBuV/m	dB	dBuV	dB/m	dB	dB	dB	cm	deg																																																
1	2412.00	110.31	-----	-----	98.19	32.30	6.63	32.81	6.00	394	81 PEAK																																															
		<table border="1"> <thead> <tr> <th>Limit</th> <th>Read</th> <th>Ant</th> <th>Cable</th> <th>Preamp</th> <th>Aux</th> <th>APos</th> <th>TPos</th> <th colspan="3">Remark</th> </tr> <tr> <th>Freq</th> <th>Level</th> <th>Line</th> <th>Margin</th> <th>Level</th> <th>Factor</th> <th>Loss</th> <th>Factor</th> <th>Factor</th> <th></th> <th></th> <th></th> </tr> <tr> <th>MHz</th> <th>dBuV/m</th> <th>dBuV/m</th> <th>dB</th> <th>dBuV</th> <th>dB/m</th> <th>dB</th> <th>dB</th> <th>dB</th> <th>cm</th> <th>deg</th> <th></th> </tr> </thead> <tbody> <tr> <td>1</td> <td>2412.00</td> <td>101.27</td> <td>-----</td> <td>-----</td> <td>89.14</td> <td>32.30</td> <td>6.64</td> <td>32.81</td> <td>6.00</td> <td>394</td> <td>81 AVERAGE</td> </tr> </tbody> </table>										Limit	Read	Ant	Cable	Preamp	Aux	APos	TPos	Remark			Freq	Level	Line	Margin	Level	Factor	Loss	Factor	Factor				MHz	dBuV/m	dBuV/m	dB	dBuV	dB/m	dB	dB	dB	cm	deg		1	2412.00	101.27	-----	-----	89.14	32.30	6.64	32.81	6.00	394	81 AVERAGE
Limit	Read	Ant	Cable	Preamp	Aux	APos	TPos	Remark																																																		
Freq	Level	Line	Margin	Level	Factor	Loss	Factor	Factor																																																		
MHz	dBuV/m	dBuV/m	dB	dBuV	dB/m	dB	dB	dB	cm	deg																																																
1	2412.00	101.27	-----	-----	89.14	32.30	6.64	32.81	6.00	394	81 AVERAGE																																															



Mode	4																																																																																	
	Harmonic																																																																																	
	2400-2483.5_802.11g_CH01_2412MHz																																																																																	
Pol.	Horizontal	Vertical																																																																																
Peak Avg	<table border="1"> <thead> <tr> <th>Limit</th> <th>Read</th> <th>Ant</th> <th>Cable</th> <th>Preamp</th> <th>Aux</th> <th>APos</th> <th>TPos</th> <th>Remark</th> </tr> <tr> <th>Freq</th> <th>Level</th> <th>Line</th> <th>Margin</th> <th>Level</th> <th>Factor</th> <th>Loss</th> <th>Factor</th> <th>Factor</th> </tr> <tr> <th>MHz</th> <th>dBuV/m</th> <th>dBuV/m</th> <th>dB</th> <th>dBuV</th> <th>dB/m</th> <th>dB</th> <th>dB</th> <th>dB</th> </tr> </thead> <tbody> <tr> <td>1</td> <td>4830.00</td> <td>47.50</td> <td>74.00</td> <td>-26.50</td> <td>65.58</td> <td>34.25</td> <td>9.47</td> <td>61.80</td> <td>0.00</td> <td>100</td> <td>230</td> <td>Peak</td> </tr> </tbody> </table>	Limit	Read	Ant	Cable	Preamp	Aux	APos	TPos	Remark	Freq	Level	Line	Margin	Level	Factor	Loss	Factor	Factor	MHz	dBuV/m	dBuV/m	dB	dBuV	dB/m	dB	dB	dB	1	4830.00	47.50	74.00	-26.50	65.58	34.25	9.47	61.80	0.00	100	230	Peak	<table border="1"> <thead> <tr> <th>Limit</th> <th>Read</th> <th>Ant</th> <th>Cable</th> <th>Preamp</th> <th>Aux</th> <th>APos</th> <th>TPos</th> <th>Remark</th> </tr> <tr> <th>Freq</th> <th>Level</th> <th>Line</th> <th>Margin</th> <th>Level</th> <th>Factor</th> <th>Loss</th> <th>Factor</th> <th>Factor</th> </tr> <tr> <th>MHz</th> <th>dBuV/m</th> <th>dBuV/m</th> <th>dB</th> <th>dBuV</th> <th>dB/m</th> <th>dB</th> <th>dB</th> <th>dB</th> </tr> </thead> <tbody> <tr> <td>1</td> <td>4824.00</td> <td>45.88</td> <td>74.00</td> <td>-28.12</td> <td>63.96</td> <td>34.26</td> <td>9.47</td> <td>61.81</td> <td>0.00</td> <td>300</td> <td>360</td> <td>PEAK</td> </tr> </tbody> </table>	Limit	Read	Ant	Cable	Preamp	Aux	APos	TPos	Remark	Freq	Level	Line	Margin	Level	Factor	Loss	Factor	Factor	MHz	dBuV/m	dBuV/m	dB	dBuV	dB/m	dB	dB	dB	1	4824.00	45.88	74.00	-28.12	63.96	34.26	9.47	61.81	0.00	300	360	PEAK
Limit	Read	Ant	Cable	Preamp	Aux	APos	TPos	Remark																																																																										
Freq	Level	Line	Margin	Level	Factor	Loss	Factor	Factor																																																																										
MHz	dBuV/m	dBuV/m	dB	dBuV	dB/m	dB	dB	dB																																																																										
1	4830.00	47.50	74.00	-26.50	65.58	34.25	9.47	61.80	0.00	100	230	Peak																																																																						
Limit	Read	Ant	Cable	Preamp	Aux	APos	TPos	Remark																																																																										
Freq	Level	Line	Margin	Level	Factor	Loss	Factor	Factor																																																																										
MHz	dBuV/m	dBuV/m	dB	dBuV	dB/m	dB	dB	dB																																																																										
1	4824.00	45.88	74.00	-28.12	63.96	34.26	9.47	61.81	0.00	300	360	PEAK																																																																						



Mode	4	
	SHF	
	2400-2483.5_802.11g_CH01_2412MHz	
Pol.	Horizontal	Vertical
Peak	 <p>The plot shows the peak level in dBuV/m versus frequency in MHz for the horizontal polarization. The y-axis ranges from 0 to 120 dBuV/m, and the x-axis ranges from 18000 to 25000 MHz. A blue line represents the measured signal, which fluctuates between approximately 35 and 45 dBuV/m. Two red horizontal lines indicate the FCC Part 15C limits: one at 75.0 dBuV/m and another at 55.0 dBuV/m (labeled 'FCC PART 15C (AVG)').</p>	 <p>The plot shows the peak level in dBuV/m versus frequency in MHz for the vertical polarization. The y-axis ranges from 0 to 120 dBuV/m, and the x-axis ranges from 18000 to 25000 MHz. A blue line represents the measured signal, which fluctuates between approximately 35 and 45 dBuV/m. Two red horizontal lines indicate the FCC Part 15C limits: one at 75.0 dBuV/m and another at 55.0 dBuV/m (labeled 'FCC PART 15C (AVG)').</p>



Mode	5																																																																																																															
	Harmonic																																																																																																															
	2400-2483.5_802.11g_CH06_2437MHz																																																																																																															
Pol.	Horizontal	Vertical																																																																																																														
Peak Avg	<table border="1"> <thead> <tr> <th>Limit</th> <th>Read</th> <th>Ant</th> <th>Cable</th> <th>Preamp</th> <th>Aux</th> <th>APos</th> <th>TPos</th> <th>Remark</th> </tr> <tr> <th>Freq</th> <th>Level</th> <th>Line</th> <th>Margin</th> <th>Level</th> <th>Factor</th> <th>Loss</th> <th>Factor</th> <th>Factor</th> </tr> <tr> <th>MHz</th> <th>dBuV/m</th> <th>dBuV/m</th> <th>dB</th> <th>dBuV</th> <th>dB/m</th> <th>dB</th> <th>dB</th> <th>dB</th> <th>cm</th> <th>deg</th> </tr> </thead> <tbody> <tr> <td>1</td> <td>4874.00</td> <td>45.84</td> <td>74.00</td> <td>-28.16</td> <td>63.95</td> <td>34.14</td> <td>9.52</td> <td>61.77</td> <td>0.00</td> <td>100</td> <td>360</td> <td>PEAK</td> </tr> <tr> <td>2</td> <td>7311.00</td> <td>43.94</td> <td>74.00</td> <td>-30.06</td> <td>58.61</td> <td>35.70</td> <td>11.69</td> <td>62.06</td> <td>0.00</td> <td>100</td> <td>360</td> <td>PEAK</td> </tr> </tbody> </table>	Limit	Read	Ant	Cable	Preamp	Aux	APos	TPos	Remark	Freq	Level	Line	Margin	Level	Factor	Loss	Factor	Factor	MHz	dBuV/m	dBuV/m	dB	dBuV	dB/m	dB	dB	dB	cm	deg	1	4874.00	45.84	74.00	-28.16	63.95	34.14	9.52	61.77	0.00	100	360	PEAK	2	7311.00	43.94	74.00	-30.06	58.61	35.70	11.69	62.06	0.00	100	360	PEAK	<table border="1"> <thead> <tr> <th>Limit</th> <th>Read</th> <th>Ant</th> <th>Cable</th> <th>Preamp</th> <th>Aux</th> <th>APos</th> <th>TPos</th> <th>Remark</th> </tr> <tr> <th>Freq</th> <th>Level</th> <th>Line</th> <th>Margin</th> <th>Level</th> <th>Factor</th> <th>Loss</th> <th>Factor</th> <th>Factor</th> </tr> <tr> <th>MHz</th> <th>dBuV/m</th> <th>dBuV/m</th> <th>dB</th> <th>dBuV</th> <th>dB/m</th> <th>dB</th> <th>dB</th> <th>dB</th> <th>cm</th> <th>deg</th> </tr> </thead> <tbody> <tr> <td>1</td> <td>4874.00</td> <td>44.40</td> <td>74.00</td> <td>-29.60</td> <td>62.51</td> <td>34.14</td> <td>9.52</td> <td>61.77</td> <td>0.00</td> <td>300</td> <td>360</td> <td>PEAK</td> </tr> <tr> <td>2</td> <td>7305.00</td> <td>46.36</td> <td>74.00</td> <td>-27.64</td> <td>61.03</td> <td>35.70</td> <td>11.69</td> <td>62.06</td> <td>0.00</td> <td>107</td> <td>0</td> <td>Peak</td> </tr> </tbody> </table>	Limit	Read	Ant	Cable	Preamp	Aux	APos	TPos	Remark	Freq	Level	Line	Margin	Level	Factor	Loss	Factor	Factor	MHz	dBuV/m	dBuV/m	dB	dBuV	dB/m	dB	dB	dB	cm	deg	1	4874.00	44.40	74.00	-29.60	62.51	34.14	9.52	61.77	0.00	300	360	PEAK	2	7305.00	46.36	74.00	-27.64	61.03	35.70	11.69	62.06	0.00	107	0	Peak
Limit	Read	Ant	Cable	Preamp	Aux	APos	TPos	Remark																																																																																																								
Freq	Level	Line	Margin	Level	Factor	Loss	Factor	Factor																																																																																																								
MHz	dBuV/m	dBuV/m	dB	dBuV	dB/m	dB	dB	dB	cm	deg																																																																																																						
1	4874.00	45.84	74.00	-28.16	63.95	34.14	9.52	61.77	0.00	100	360	PEAK																																																																																																				
2	7311.00	43.94	74.00	-30.06	58.61	35.70	11.69	62.06	0.00	100	360	PEAK																																																																																																				
Limit	Read	Ant	Cable	Preamp	Aux	APos	TPos	Remark																																																																																																								
Freq	Level	Line	Margin	Level	Factor	Loss	Factor	Factor																																																																																																								
MHz	dBuV/m	dBuV/m	dB	dBuV	dB/m	dB	dB	dB	cm	deg																																																																																																						
1	4874.00	44.40	74.00	-29.60	62.51	34.14	9.52	61.77	0.00	300	360	PEAK																																																																																																				
2	7305.00	46.36	74.00	-27.64	61.03	35.70	11.69	62.06	0.00	107	0	Peak																																																																																																				



		6																																																				
Mode		Band Edge																																																				
		2400-2483.5_802.11g_CH11_2462MHz																																																				
Pol.		Horizontal					Fundamental																																															
Peak																																																						
		<table border="1"> <thead> <tr> <th>Limit</th> <th>Read</th> <th>Ant</th> <th>Cable</th> <th>Preamp</th> <th>Aux</th> <th>APos</th> <th>TPos</th> <th colspan="2">Remark</th> </tr> <tr> <th>Freq</th> <th>Level</th> <th>Line</th> <th>Margin</th> <th>Level</th> <th>Factor</th> <th>Loss</th> <th>Factor</th> <th>Factor</th> <th></th> </tr> <tr> <th>MHz</th> <th>dBuV/m</th> <th>dBuV/m</th> <th>dB</th> <th>dBuV</th> <th>dB/m</th> <th>dB</th> <th>dB</th> <th>dB</th> <th>cm</th> <th>deg</th> </tr> </thead> <tbody> <tr> <td>1</td> <td>2483.85</td> <td>56.53</td> <td>74.00</td> <td>-17.47</td> <td>43.97</td> <td>32.45</td> <td>6.73</td> <td>32.62</td> <td>6.00</td> <td>100</td> <td>30</td> <td>PEAK</td> </tr> </tbody> </table>										Limit	Read	Ant	Cable	Preamp	Aux	APos	TPos	Remark		Freq	Level	Line	Margin	Level	Factor	Loss	Factor	Factor		MHz	dBuV/m	dBuV/m	dB	dBuV	dB/m	dB	dB	dB	cm	deg	1	2483.85	56.53	74.00	-17.47	43.97	32.45	6.73	32.62	6.00	100	30
Limit	Read	Ant	Cable	Preamp	Aux	APos	TPos	Remark																																														
Freq	Level	Line	Margin	Level	Factor	Loss	Factor	Factor																																														
MHz	dBuV/m	dBuV/m	dB	dBuV	dB/m	dB	dB	dB	cm	deg																																												
1	2483.85	56.53	74.00	-17.47	43.97	32.45	6.73	32.62	6.00	100	30	PEAK																																										
Avg																																																						
		<table border="1"> <thead> <tr> <th>Limit</th> <th>Read</th> <th>Ant</th> <th>Cable</th> <th>Preamp</th> <th>Aux</th> <th>APos</th> <th>TPos</th> <th colspan="2">Remark</th> </tr> <tr> <th>Freq</th> <th>Level</th> <th>Line</th> <th>Margin</th> <th>Level</th> <th>Factor</th> <th>Loss</th> <th>Factor</th> <th>Factor</th> <th></th> </tr> <tr> <th>MHz</th> <th>dBuV/m</th> <th>dBuV/m</th> <th>dB</th> <th>dBuV</th> <th>dB/m</th> <th>dB</th> <th>dB</th> <th>dB</th> <th>cm</th> <th>deg</th> </tr> </thead> <tbody> <tr> <td>1</td> <td>2483.66</td> <td>45.72</td> <td>54.00</td> <td>-8.28</td> <td>33.17</td> <td>32.45</td> <td>6.73</td> <td>32.63</td> <td>6.00</td> <td>100</td> <td>30</td> <td>AVERAGE</td> </tr> </tbody> </table>										Limit	Read	Ant	Cable	Preamp	Aux	APos	TPos	Remark		Freq	Level	Line	Margin	Level	Factor	Loss	Factor	Factor		MHz	dBuV/m	dBuV/m	dB	dBuV	dB/m	dB	dB	dB	cm	deg	1	2483.66	45.72	54.00	-8.28	33.17	32.45	6.73	32.63	6.00	100	30
Limit	Read	Ant	Cable	Preamp	Aux	APos	TPos	Remark																																														
Freq	Level	Line	Margin	Level	Factor	Loss	Factor	Factor																																														
MHz	dBuV/m	dBuV/m	dB	dBuV	dB/m	dB	dB	dB	cm	deg																																												
1	2483.66	45.72	54.00	-8.28	33.17	32.45	6.73	32.63	6.00	100	30	AVERAGE																																										



Mode		6																																																																																		
		Band Edge																																																																																		
		2400-2483.5_802.11g_CH11_2462MHz																																																																																		
Pol.	Vertical	Fundamental																																																																																		
Peak	<table border="1"> <thead> <tr> <th>Limit</th> <th>Read</th> <th>Ant</th> <th>Cable</th> <th>Preamp</th> <th>Aux</th> <th>APos</th> <th>TPos</th> <th>Remark</th> </tr> <tr> <th>Freq</th> <th>Level</th> <th>Line Margin</th> <th>Level Factor</th> <th>Loss Factor</th> <th>Factor</th> <th></th> <th></th> <th></th> </tr> <tr> <th>MHz</th> <th>dBuV/m</th> <th>dBuV/m</th> <th>dB</th> <th>dBuV</th> <th>dB/m</th> <th>dB</th> <th>dB</th> <th>cm</th> <th>deg</th> </tr> </thead> <tbody> <tr> <td>1</td> <td>2483.74</td> <td>60.34</td> <td>74.00</td> <td>-13.66</td> <td>47.78</td> <td>32.45</td> <td>6.73</td> <td>32.62</td> <td>6.00</td> <td>382</td> <td>58</td> <td>PEAK</td> </tr> </tbody> </table>	Limit	Read	Ant	Cable	Preamp	Aux	APos	TPos	Remark	Freq	Level	Line Margin	Level Factor	Loss Factor	Factor				MHz	dBuV/m	dBuV/m	dB	dBuV	dB/m	dB	dB	cm	deg	1	2483.74	60.34	74.00	-13.66	47.78	32.45	6.73	32.62	6.00	382	58	PEAK	<table border="1"> <thead> <tr> <th>Limit</th> <th>Read</th> <th>Ant</th> <th>Cable</th> <th>Preamp</th> <th>Aux</th> <th>APos</th> <th>TPos</th> <th>Remark</th> </tr> <tr> <th>Freq</th> <th>Level</th> <th>Line Margin</th> <th>Level Factor</th> <th>Loss Factor</th> <th>Factor</th> <th></th> <th></th> <th></th> </tr> <tr> <th>MHz</th> <th>dBuV/m</th> <th>dBuV/m</th> <th>dB</th> <th>dBuV</th> <th>dB/m</th> <th>dB</th> <th>dB</th> <th>cm</th> <th>deg</th> </tr> </thead> <tbody> <tr> <td>1</td> <td>2462.00</td> <td>112.48</td> <td>-----</td> <td>-----</td> <td>100.09</td> <td>32.37</td> <td>6.70</td> <td>32.68</td> <td>6.00</td> <td>382</td> <td>58</td> <td>PEAK</td> </tr> </tbody> </table>	Limit	Read	Ant	Cable	Preamp	Aux	APos	TPos	Remark	Freq	Level	Line Margin	Level Factor	Loss Factor	Factor				MHz	dBuV/m	dBuV/m	dB	dBuV	dB/m	dB	dB	cm	deg	1	2462.00	112.48	-----	-----	100.09	32.37	6.70	32.68	6.00	382	58	PEAK
	Limit	Read	Ant	Cable	Preamp	Aux	APos	TPos	Remark																																																																											
Freq	Level	Line Margin	Level Factor	Loss Factor	Factor																																																																															
MHz	dBuV/m	dBuV/m	dB	dBuV	dB/m	dB	dB	cm	deg																																																																											
1	2483.74	60.34	74.00	-13.66	47.78	32.45	6.73	32.62	6.00	382	58	PEAK																																																																								
Limit	Read	Ant	Cable	Preamp	Aux	APos	TPos	Remark																																																																												
Freq	Level	Line Margin	Level Factor	Loss Factor	Factor																																																																															
MHz	dBuV/m	dBuV/m	dB	dBuV	dB/m	dB	dB	cm	deg																																																																											
1	2462.00	112.48	-----	-----	100.09	32.37	6.70	32.68	6.00	382	58	PEAK																																																																								
Avg	<table border="1"> <thead> <tr> <th>Limit</th> <th>Read</th> <th>Ant</th> <th>Cable</th> <th>Preamp</th> <th>Aux</th> <th>APos</th> <th>TPos</th> <th>Remark</th> </tr> <tr> <th>Freq</th> <th>Level</th> <th>Line Margin</th> <th>Level Factor</th> <th>Loss Factor</th> <th>Factor</th> <th></th> <th></th> <th></th> </tr> <tr> <th>MHz</th> <th>dBuV/m</th> <th>dBuV/m</th> <th>dB</th> <th>dBuV</th> <th>dB/m</th> <th>dB</th> <th>dB</th> <th>cm</th> <th>deg</th> </tr> </thead> <tbody> <tr> <td>1</td> <td>2483.51</td> <td>48.71</td> <td>54.00</td> <td>-5.29</td> <td>36.16</td> <td>32.45</td> <td>6.73</td> <td>32.63</td> <td>6.00</td> <td>382</td> <td>58</td> <td>AVERAGE</td> </tr> </tbody> </table>	Limit	Read	Ant	Cable	Preamp	Aux	APos	TPos	Remark	Freq	Level	Line Margin	Level Factor	Loss Factor	Factor				MHz	dBuV/m	dBuV/m	dB	dBuV	dB/m	dB	dB	cm	deg	1	2483.51	48.71	54.00	-5.29	36.16	32.45	6.73	32.63	6.00	382	58	AVERAGE	<table border="1"> <thead> <tr> <th>Limit</th> <th>Read</th> <th>Ant</th> <th>Cable</th> <th>Preamp</th> <th>Aux</th> <th>APos</th> <th>TPos</th> <th>Remark</th> </tr> <tr> <th>Freq</th> <th>Level</th> <th>Line Margin</th> <th>Level Factor</th> <th>Loss Factor</th> <th>Factor</th> <th></th> <th></th> <th></th> </tr> <tr> <th>MHz</th> <th>dBuV/m</th> <th>dBuV/m</th> <th>dB</th> <th>dBuV</th> <th>dB/m</th> <th>dB</th> <th>dB</th> <th>cm</th> <th>deg</th> </tr> </thead> <tbody> <tr> <td>1</td> <td>2462.00</td> <td>103.47</td> <td>-----</td> <td>-----</td> <td>91.08</td> <td>32.37</td> <td>6.70</td> <td>32.68</td> <td>6.00</td> <td>382</td> <td>58</td> <td>AVERAGE</td> </tr> </tbody> </table>	Limit	Read	Ant	Cable	Preamp	Aux	APos	TPos	Remark	Freq	Level	Line Margin	Level Factor	Loss Factor	Factor				MHz	dBuV/m	dBuV/m	dB	dBuV	dB/m	dB	dB	cm	deg	1	2462.00	103.47	-----	-----	91.08	32.37	6.70	32.68	6.00	382	58	AVERAGE
	Limit	Read	Ant	Cable	Preamp	Aux	APos	TPos	Remark																																																																											
Freq	Level	Line Margin	Level Factor	Loss Factor	Factor																																																																															
MHz	dBuV/m	dBuV/m	dB	dBuV	dB/m	dB	dB	cm	deg																																																																											
1	2483.51	48.71	54.00	-5.29	36.16	32.45	6.73	32.63	6.00	382	58	AVERAGE																																																																								
Limit	Read	Ant	Cable	Preamp	Aux	APos	TPos	Remark																																																																												
Freq	Level	Line Margin	Level Factor	Loss Factor	Factor																																																																															
MHz	dBuV/m	dBuV/m	dB	dBuV	dB/m	dB	dB	cm	deg																																																																											
1	2462.00	103.47	-----	-----	91.08	32.37	6.70	32.68	6.00	382	58	AVERAGE																																																																								

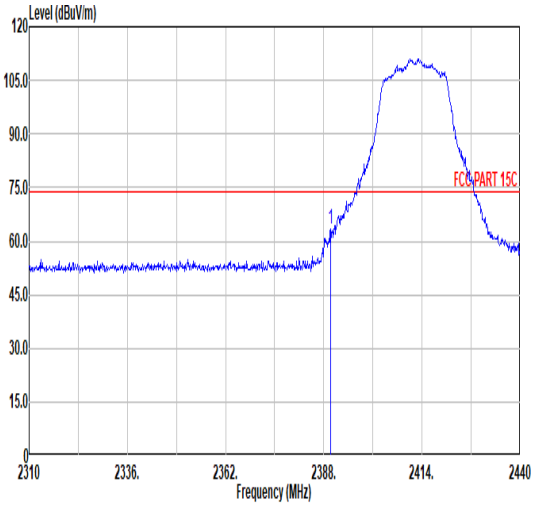
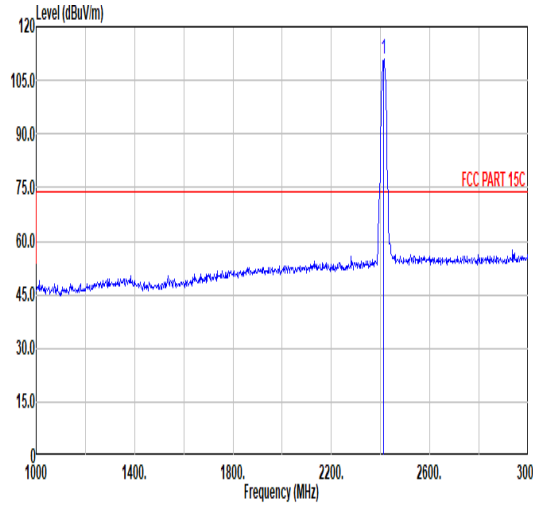
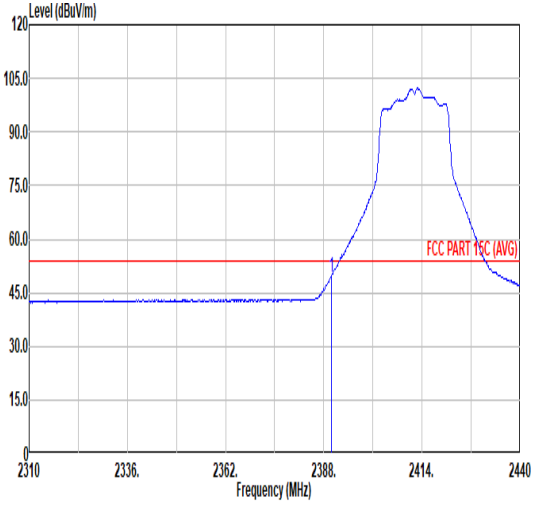
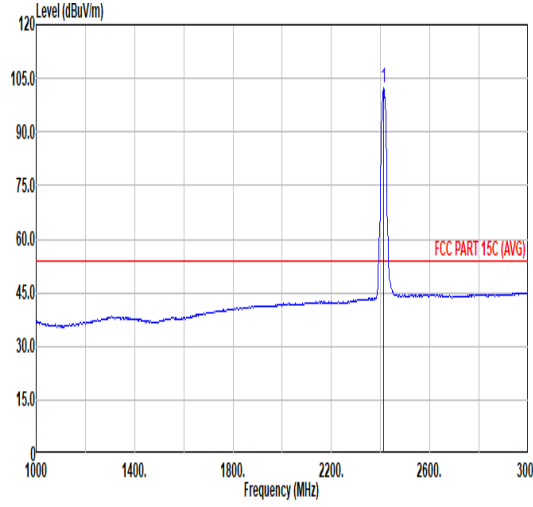


Mode	6																																																																																																															
	Harmonic																																																																																																															
	2400-2483.5_802.11g_CH11_2462MHz																																																																																																															
Pol.	Horizontal	Vertical																																																																																																														
Peak Avg	<table border="1"> <thead> <tr> <th>Limit</th> <th>Read</th> <th>Ant</th> <th>Cable</th> <th>Preamp</th> <th>Aux</th> <th>APos</th> <th>TPos</th> <th>Remark</th> </tr> <tr> <th>Freq</th> <th>Level</th> <th>Line</th> <th>Margin</th> <th>Level</th> <th>Factor</th> <th>Loss</th> <th>Factor</th> <th>Factor</th> </tr> <tr> <th>MHz</th> <th>dBuV/m</th> <th>dBuV/m</th> <th>dB</th> <th>dBuV</th> <th>dB/m</th> <th>dB</th> <th>dB</th> <th>dB</th> <th>cm</th> <th>deg</th> </tr> </thead> <tbody> <tr> <td>1</td> <td>4924.00</td> <td>45.85</td> <td>74.00</td> <td>-28.15</td> <td>63.92</td> <td>34.10</td> <td>9.57</td> <td>61.74</td> <td>0.00</td> <td>100</td> <td>360</td> <td>PEAK</td> </tr> <tr> <td>2</td> <td>7386.00</td> <td>43.73</td> <td>74.00</td> <td>-30.27</td> <td>58.37</td> <td>35.70</td> <td>11.72</td> <td>62.06</td> <td>0.00</td> <td>100</td> <td>360</td> <td>PEAK</td> </tr> </tbody> </table>	Limit	Read	Ant	Cable	Preamp	Aux	APos	TPos	Remark	Freq	Level	Line	Margin	Level	Factor	Loss	Factor	Factor	MHz	dBuV/m	dBuV/m	dB	dBuV	dB/m	dB	dB	dB	cm	deg	1	4924.00	45.85	74.00	-28.15	63.92	34.10	9.57	61.74	0.00	100	360	PEAK	2	7386.00	43.73	74.00	-30.27	58.37	35.70	11.72	62.06	0.00	100	360	PEAK	<table border="1"> <thead> <tr> <th>Limit</th> <th>Read</th> <th>Ant</th> <th>Cable</th> <th>Preamp</th> <th>Aux</th> <th>APos</th> <th>TPos</th> <th>Remark</th> </tr> <tr> <th>Freq</th> <th>Level</th> <th>Line</th> <th>Margin</th> <th>Level</th> <th>Factor</th> <th>Loss</th> <th>Factor</th> <th>Factor</th> </tr> <tr> <th>MHz</th> <th>dBuV/m</th> <th>dBuV/m</th> <th>dB</th> <th>dBuV</th> <th>dB/m</th> <th>dB</th> <th>dB</th> <th>dB</th> <th>cm</th> <th>deg</th> </tr> </thead> <tbody> <tr> <td>1</td> <td>4924.00</td> <td>47.46</td> <td>74.00</td> <td>-26.54</td> <td>65.53</td> <td>34.10</td> <td>9.57</td> <td>61.74</td> <td>0.00</td> <td>300</td> <td>360</td> <td>PEAK</td> </tr> <tr> <td>2</td> <td>7395.00</td> <td>48.56</td> <td>74.00</td> <td>-25.44</td> <td>63.21</td> <td>35.70</td> <td>11.72</td> <td>62.07</td> <td>0.00</td> <td>100</td> <td>352</td> <td>Peak</td> </tr> </tbody> </table>	Limit	Read	Ant	Cable	Preamp	Aux	APos	TPos	Remark	Freq	Level	Line	Margin	Level	Factor	Loss	Factor	Factor	MHz	dBuV/m	dBuV/m	dB	dBuV	dB/m	dB	dB	dB	cm	deg	1	4924.00	47.46	74.00	-26.54	65.53	34.10	9.57	61.74	0.00	300	360	PEAK	2	7395.00	48.56	74.00	-25.44	63.21	35.70	11.72	62.07	0.00	100	352	Peak
	Limit	Read	Ant	Cable	Preamp	Aux	APos	TPos	Remark																																																																																																							
Freq	Level	Line	Margin	Level	Factor	Loss	Factor	Factor																																																																																																								
MHz	dBuV/m	dBuV/m	dB	dBuV	dB/m	dB	dB	dB	cm	deg																																																																																																						
1	4924.00	45.85	74.00	-28.15	63.92	34.10	9.57	61.74	0.00	100	360	PEAK																																																																																																				
2	7386.00	43.73	74.00	-30.27	58.37	35.70	11.72	62.06	0.00	100	360	PEAK																																																																																																				
Limit	Read	Ant	Cable	Preamp	Aux	APos	TPos	Remark																																																																																																								
Freq	Level	Line	Margin	Level	Factor	Loss	Factor	Factor																																																																																																								
MHz	dBuV/m	dBuV/m	dB	dBuV	dB/m	dB	dB	dB	cm	deg																																																																																																						
1	4924.00	47.46	74.00	-26.54	65.53	34.10	9.57	61.74	0.00	300	360	PEAK																																																																																																				
2	7395.00	48.56	74.00	-25.44	63.21	35.70	11.72	62.07	0.00	100	352	Peak																																																																																																				



Mode		7																																																																																															
		Band Edge																																																																																															
		2400-2483.5_802.11n HT20_CH01_2412MHz																																																																																															
Pol.	Horizontal					Fundamental																																																																																											
Peak																																																																																																	
	<table border="1"> <thead> <tr> <th>Limit</th> <th>Read</th> <th>Ant</th> <th>Cable</th> <th>Preamp</th> <th>Aux</th> <th>APos</th> <th>TPos</th> <th colspan="2">Remark</th> </tr> <tr> <th>Freq</th> <th>Level</th> <th>Line</th> <th>Margin</th> <th>Level</th> <th>Factor</th> <th>Loss</th> <th>Factor</th> <th>Factor</th> <th></th> </tr> <tr> <th>MHz</th> <th>dBuV/m</th> <th>dBuV/m</th> <th>dB</th> <th>dBuV</th> <th>dB/m</th> <th>dB</th> <th>dB</th> <th>dB</th> <th>cm</th> <th>deg</th> </tr> </thead> <tbody> <tr> <td>1</td> <td>2389.95</td> <td>61.50</td> <td>74.00</td> <td>-12.50</td> <td>49.48</td> <td>32.28</td> <td>6.60</td> <td>32.86</td> <td>6.00</td> <td>100</td> <td>112</td> <td>PEAK</td> </tr> </tbody> </table>					Limit	Read	Ant	Cable	Preamp	Aux	APos	TPos	Remark		Freq	Level	Line	Margin	Level	Factor	Loss	Factor	Factor		MHz	dBuV/m	dBuV/m	dB	dBuV	dB/m	dB	dB	dB	cm	deg	1	2389.95	61.50	74.00	-12.50	49.48	32.28	6.60	32.86	6.00	100	112	PEAK	<table border="1"> <thead> <tr> <th>Limit</th> <th>Read</th> <th>Ant</th> <th>Cable</th> <th>Preamp</th> <th>Aux</th> <th>APos</th> <th>TPos</th> <th colspan="2">Remark</th> </tr> <tr> <th>Freq</th> <th>Level</th> <th>Line</th> <th>Margin</th> <th>Level</th> <th>Factor</th> <th>Loss</th> <th>Factor</th> <th>Factor</th> <th></th> </tr> <tr> <th>MHz</th> <th>dBuV/m</th> <th>dBuV/m</th> <th>dB</th> <th>dBuV</th> <th>dB/m</th> <th>dB</th> <th>dB</th> <th>dB</th> <th>cm</th> <th>deg</th> </tr> </thead> <tbody> <tr> <td>1</td> <td>2412.00</td> <td>110.37</td> <td>-----</td> <td>-----</td> <td>98.24</td> <td>32.30</td> <td>6.64</td> <td>32.81</td> <td>6.00</td> <td>100</td> <td>112</td> <td>PEAK</td> </tr> </tbody> </table>					Limit	Read	Ant	Cable	Preamp	Aux	APos	TPos	Remark		Freq	Level	Line	Margin	Level	Factor	Loss	Factor	Factor		MHz	dBuV/m	dBuV/m	dB	dBuV	dB/m	dB	dB	dB	cm	deg	1	2412.00	110.37	-----	-----	98.24	32.30	6.64	32.81	6.00	100	112
Limit	Read	Ant	Cable	Preamp	Aux	APos	TPos	Remark																																																																																									
Freq	Level	Line	Margin	Level	Factor	Loss	Factor	Factor																																																																																									
MHz	dBuV/m	dBuV/m	dB	dBuV	dB/m	dB	dB	dB	cm	deg																																																																																							
1	2389.95	61.50	74.00	-12.50	49.48	32.28	6.60	32.86	6.00	100	112	PEAK																																																																																					
Limit	Read	Ant	Cable	Preamp	Aux	APos	TPos	Remark																																																																																									
Freq	Level	Line	Margin	Level	Factor	Loss	Factor	Factor																																																																																									
MHz	dBuV/m	dBuV/m	dB	dBuV	dB/m	dB	dB	dB	cm	deg																																																																																							
1	2412.00	110.37	-----	-----	98.24	32.30	6.64	32.81	6.00	100	112	PEAK																																																																																					
Avg																																																																																																	
	<table border="1"> <thead> <tr> <th>Limit</th> <th>Read</th> <th>Ant</th> <th>Cable</th> <th>Preamp</th> <th>Aux</th> <th>APos</th> <th>TPos</th> <th colspan="2">Remark</th> </tr> <tr> <th>Freq</th> <th>Level</th> <th>Line</th> <th>Margin</th> <th>Level</th> <th>Factor</th> <th>Loss</th> <th>Factor</th> <th>Factor</th> <th></th> </tr> <tr> <th>MHz</th> <th>dBuV/m</th> <th>dBuV/m</th> <th>dB</th> <th>dBuV</th> <th>dB/m</th> <th>dB</th> <th>dB</th> <th>dB</th> <th>cm</th> <th>deg</th> </tr> </thead> <tbody> <tr> <td>1</td> <td>2389.95</td> <td>49.58</td> <td>54.00</td> <td>-4.42</td> <td>37.56</td> <td>32.28</td> <td>6.60</td> <td>32.86</td> <td>6.00</td> <td>100</td> <td>112</td> <td>AVERAGE</td> </tr> </tbody> </table>					Limit	Read	Ant	Cable	Preamp	Aux	APos	TPos	Remark		Freq	Level	Line	Margin	Level	Factor	Loss	Factor	Factor		MHz	dBuV/m	dBuV/m	dB	dBuV	dB/m	dB	dB	dB	cm	deg	1	2389.95	49.58	54.00	-4.42	37.56	32.28	6.60	32.86	6.00	100	112	AVERAGE	<table border="1"> <thead> <tr> <th>Limit</th> <th>Read</th> <th>Ant</th> <th>Cable</th> <th>Preamp</th> <th>Aux</th> <th>APos</th> <th>TPos</th> <th colspan="2">Remark</th> </tr> <tr> <th>Freq</th> <th>Level</th> <th>Line</th> <th>Margin</th> <th>Level</th> <th>Factor</th> <th>Loss</th> <th>Factor</th> <th>Factor</th> <th></th> </tr> <tr> <th>MHz</th> <th>dBuV/m</th> <th>dBuV/m</th> <th>dB</th> <th>dBuV</th> <th>dB/m</th> <th>dB</th> <th>dB</th> <th>dB</th> <th>cm</th> <th>deg</th> </tr> </thead> <tbody> <tr> <td>1</td> <td>2412.00</td> <td>101.70</td> <td>-----</td> <td>-----</td> <td>89.58</td> <td>32.30</td> <td>6.63</td> <td>32.81</td> <td>6.00</td> <td>100</td> <td>112</td> <td>AVERAGE</td> </tr> </tbody> </table>					Limit	Read	Ant	Cable	Preamp	Aux	APos	TPos	Remark		Freq	Level	Line	Margin	Level	Factor	Loss	Factor	Factor		MHz	dBuV/m	dBuV/m	dB	dBuV	dB/m	dB	dB	dB	cm	deg	1	2412.00	101.70	-----	-----	89.58	32.30	6.63	32.81	6.00	100	112
Limit	Read	Ant	Cable	Preamp	Aux	APos	TPos	Remark																																																																																									
Freq	Level	Line	Margin	Level	Factor	Loss	Factor	Factor																																																																																									
MHz	dBuV/m	dBuV/m	dB	dBuV	dB/m	dB	dB	dB	cm	deg																																																																																							
1	2389.95	49.58	54.00	-4.42	37.56	32.28	6.60	32.86	6.00	100	112	AVERAGE																																																																																					
Limit	Read	Ant	Cable	Preamp	Aux	APos	TPos	Remark																																																																																									
Freq	Level	Line	Margin	Level	Factor	Loss	Factor	Factor																																																																																									
MHz	dBuV/m	dBuV/m	dB	dBuV	dB/m	dB	dB	dB	cm	deg																																																																																							
1	2412.00	101.70	-----	-----	89.58	32.30	6.63	32.81	6.00	100	112	AVERAGE																																																																																					



Mode		7																																																																																
		Band Edge																																																																																
		2400-2483.5_802.11n HT20_CH01_2412MHz																																																																																
Pol.	Vertical	Fundamental																																																																																
Peak	 <p>Level (dBuV/m) vs Frequency (MHz) plot for Vertical polarization. The plot shows a peak at approximately 2412 MHz. A red horizontal line indicates the FCC PART 15C limit at 75.0 dBuV/m.</p> <table border="1"> <thead> <tr> <th>Limit</th> <th>Read</th> <th>Ant</th> <th>Cable</th> <th>Preamp</th> <th>Aux</th> <th>APos</th> <th>TPos</th> <th>Remark</th> </tr> <tr> <th>Freq</th> <th>Level</th> <th>Line Margin</th> <th>Level Factor</th> <th>Loss Factor</th> <th>Factor</th> <th></th> <th></th> <th></th> </tr> <tr> <th>MHz</th> <th>dBuV/m</th> <th>dB</th> <th>dBuV</th> <th>dB/m</th> <th>dB</th> <th>dB</th> <th>cm</th> <th>deg</th> </tr> </thead> <tbody> <tr> <td>1</td> <td>2389.82</td> <td>63.58</td> <td>74.00</td> <td>-10.42</td> <td>51.56</td> <td>32.28</td> <td>6.60</td> <td>32.86</td> <td>6.00</td> <td>394</td> <td>62</td> <td>PEAK</td> </tr> </tbody> </table>	Limit	Read	Ant	Cable	Preamp	Aux	APos	TPos	Remark	Freq	Level	Line Margin	Level Factor	Loss Factor	Factor				MHz	dBuV/m	dB	dBuV	dB/m	dB	dB	cm	deg	1	2389.82	63.58	74.00	-10.42	51.56	32.28	6.60	32.86	6.00	394	62	PEAK	 <p>Level (dBuV/m) vs Frequency (MHz) plot for Fundamental polarization. The plot shows a sharp peak at 2412 MHz. A red horizontal line indicates the FCC PART 15C limit at 75.0 dBuV/m.</p> <table border="1"> <thead> <tr> <th>Limit</th> <th>Read</th> <th>Ant</th> <th>Cable</th> <th>Preamp</th> <th>Aux</th> <th>APos</th> <th>TPos</th> <th>Remark</th> </tr> <tr> <th>Freq</th> <th>Level</th> <th>Line Margin</th> <th>Level Factor</th> <th>Loss Factor</th> <th>Factor</th> <th></th> <th></th> <th></th> </tr> <tr> <th>MHz</th> <th>dBuV/m</th> <th>dB</th> <th>dBuV</th> <th>dB/m</th> <th>dB</th> <th>dB</th> <th>cm</th> <th>deg</th> </tr> </thead> <tbody> <tr> <td>1</td> <td>2412.00</td> <td>110.91</td> <td>-----</td> <td>-----</td> <td>98.78</td> <td>32.30</td> <td>6.64</td> <td>32.81</td> <td>6.00</td> <td>394</td> <td>62</td> <td>PEAK</td> </tr> </tbody> </table>	Limit	Read	Ant	Cable	Preamp	Aux	APos	TPos	Remark	Freq	Level	Line Margin	Level Factor	Loss Factor	Factor				MHz	dBuV/m	dB	dBuV	dB/m	dB	dB	cm	deg	1	2412.00	110.91	-----	-----	98.78	32.30	6.64	32.81	6.00	394	62	PEAK
	Limit	Read	Ant	Cable	Preamp	Aux	APos	TPos	Remark																																																																									
Freq	Level	Line Margin	Level Factor	Loss Factor	Factor																																																																													
MHz	dBuV/m	dB	dBuV	dB/m	dB	dB	cm	deg																																																																										
1	2389.82	63.58	74.00	-10.42	51.56	32.28	6.60	32.86	6.00	394	62	PEAK																																																																						
Limit	Read	Ant	Cable	Preamp	Aux	APos	TPos	Remark																																																																										
Freq	Level	Line Margin	Level Factor	Loss Factor	Factor																																																																													
MHz	dBuV/m	dB	dBuV	dB/m	dB	dB	cm	deg																																																																										
1	2412.00	110.91	-----	-----	98.78	32.30	6.64	32.81	6.00	394	62	PEAK																																																																						
Avg	 <p>Level (dBuV/m) vs Frequency (MHz) plot for Vertical polarization, averaged. The plot shows a peak at approximately 2412 MHz. A red horizontal line indicates the FCC PART 15C (AVG) limit at 54.00 dBuV/m.</p> <table border="1"> <thead> <tr> <th>Limit</th> <th>Read</th> <th>Ant</th> <th>Cable</th> <th>Preamp</th> <th>Aux</th> <th>APos</th> <th>TPos</th> <th>Remark</th> </tr> <tr> <th>Freq</th> <th>Level</th> <th>Line Margin</th> <th>Level Factor</th> <th>Loss Factor</th> <th>Factor</th> <th></th> <th></th> <th></th> </tr> <tr> <th>MHz</th> <th>dBuV/m</th> <th>dB</th> <th>dBuV</th> <th>dB/m</th> <th>dB</th> <th>dB</th> <th>cm</th> <th>deg</th> </tr> </thead> <tbody> <tr> <td>1</td> <td>2389.95</td> <td>49.49</td> <td>54.00</td> <td>-4.51</td> <td>37.47</td> <td>32.28</td> <td>6.60</td> <td>32.86</td> <td>6.00</td> <td>394</td> <td>62</td> <td>AVERAGE</td> </tr> </tbody> </table>	Limit	Read	Ant	Cable	Preamp	Aux	APos	TPos	Remark	Freq	Level	Line Margin	Level Factor	Loss Factor	Factor				MHz	dBuV/m	dB	dBuV	dB/m	dB	dB	cm	deg	1	2389.95	49.49	54.00	-4.51	37.47	32.28	6.60	32.86	6.00	394	62	AVERAGE	 <p>Level (dBuV/m) vs Frequency (MHz) plot for Fundamental polarization, averaged. The plot shows a sharp peak at 2412 MHz. A red horizontal line indicates the FCC PART 15C (AVG) limit at 54.00 dBuV/m.</p> <table border="1"> <thead> <tr> <th>Limit</th> <th>Read</th> <th>Ant</th> <th>Cable</th> <th>Preamp</th> <th>Aux</th> <th>APos</th> <th>TPos</th> <th>Remark</th> </tr> <tr> <th>Freq</th> <th>Level</th> <th>Line Margin</th> <th>Level Factor</th> <th>Loss Factor</th> <th>Factor</th> <th></th> <th></th> <th></th> </tr> <tr> <th>MHz</th> <th>dBuV/m</th> <th>dB</th> <th>dBuV</th> <th>dB/m</th> <th>dB</th> <th>dB</th> <th>cm</th> <th>deg</th> </tr> </thead> <tbody> <tr> <td>1</td> <td>2412.00</td> <td>102.14</td> <td>-----</td> <td>-----</td> <td>90.02</td> <td>32.30</td> <td>6.63</td> <td>32.81</td> <td>6.00</td> <td>394</td> <td>62</td> <td>AVERAGE</td> </tr> </tbody> </table>	Limit	Read	Ant	Cable	Preamp	Aux	APos	TPos	Remark	Freq	Level	Line Margin	Level Factor	Loss Factor	Factor				MHz	dBuV/m	dB	dBuV	dB/m	dB	dB	cm	deg	1	2412.00	102.14	-----	-----	90.02	32.30	6.63	32.81	6.00	394	62	AVERAGE
	Limit	Read	Ant	Cable	Preamp	Aux	APos	TPos	Remark																																																																									
Freq	Level	Line Margin	Level Factor	Loss Factor	Factor																																																																													
MHz	dBuV/m	dB	dBuV	dB/m	dB	dB	cm	deg																																																																										
1	2389.95	49.49	54.00	-4.51	37.47	32.28	6.60	32.86	6.00	394	62	AVERAGE																																																																						
Limit	Read	Ant	Cable	Preamp	Aux	APos	TPos	Remark																																																																										
Freq	Level	Line Margin	Level Factor	Loss Factor	Factor																																																																													
MHz	dBuV/m	dB	dBuV	dB/m	dB	dB	cm	deg																																																																										
1	2412.00	102.14	-----	-----	90.02	32.30	6.63	32.81	6.00	394	62	AVERAGE																																																																						



Mode	7																																																																																	
	Harmonic																																																																																	
	2400-2483.5_802.11n HT20_CH01_2412MHz																																																																																	
Pol.	Horizontal	Vertical																																																																																
Peak Avg	<table border="1"> <thead> <tr> <th>Limit</th> <th>Read</th> <th>Ant</th> <th>Cable</th> <th>Preamp</th> <th>Aux</th> <th>APos</th> <th>TPos</th> <th>Remark</th> </tr> <tr> <th>Freq</th> <th>Level</th> <th>Line</th> <th>Margin</th> <th>Level</th> <th>Factor</th> <th>Loss</th> <th>Factor</th> <th>Factor</th> </tr> <tr> <th>MHz</th> <th>dBuV/m</th> <th>dBuV/m</th> <th>dB</th> <th>dBuV</th> <th>dB/m</th> <th>dB</th> <th>dB</th> <th>dB</th> </tr> </thead> <tbody> <tr> <td>1</td> <td>4824.00</td> <td>45.72</td> <td>74.00</td> <td>-28.28</td> <td>63.80</td> <td>34.26</td> <td>9.47</td> <td>61.81</td> <td>0.00</td> <td>100</td> <td>360</td> <td>PEAK</td> </tr> </tbody> </table>	Limit	Read	Ant	Cable	Preamp	Aux	APos	TPos	Remark	Freq	Level	Line	Margin	Level	Factor	Loss	Factor	Factor	MHz	dBuV/m	dBuV/m	dB	dBuV	dB/m	dB	dB	dB	1	4824.00	45.72	74.00	-28.28	63.80	34.26	9.47	61.81	0.00	100	360	PEAK	<table border="1"> <thead> <tr> <th>Limit</th> <th>Read</th> <th>Ant</th> <th>Cable</th> <th>Preamp</th> <th>Aux</th> <th>APos</th> <th>TPos</th> <th>Remark</th> </tr> <tr> <th>Freq</th> <th>Level</th> <th>Line</th> <th>Margin</th> <th>Level</th> <th>Factor</th> <th>Loss</th> <th>Factor</th> <th>Factor</th> </tr> <tr> <th>MHz</th> <th>dBuV/m</th> <th>dBuV/m</th> <th>dB</th> <th>dBuV</th> <th>dB/m</th> <th>dB</th> <th>dB</th> <th>dB</th> </tr> </thead> <tbody> <tr> <td>1</td> <td>4824.00</td> <td>45.24</td> <td>74.00</td> <td>-28.76</td> <td>63.32</td> <td>34.26</td> <td>9.47</td> <td>61.81</td> <td>0.00</td> <td>300</td> <td>360</td> <td>PEAK</td> </tr> </tbody> </table>	Limit	Read	Ant	Cable	Preamp	Aux	APos	TPos	Remark	Freq	Level	Line	Margin	Level	Factor	Loss	Factor	Factor	MHz	dBuV/m	dBuV/m	dB	dBuV	dB/m	dB	dB	dB	1	4824.00	45.24	74.00	-28.76	63.32	34.26	9.47	61.81	0.00	300	360	PEAK
Limit	Read	Ant	Cable	Preamp	Aux	APos	TPos	Remark																																																																										
Freq	Level	Line	Margin	Level	Factor	Loss	Factor	Factor																																																																										
MHz	dBuV/m	dBuV/m	dB	dBuV	dB/m	dB	dB	dB																																																																										
1	4824.00	45.72	74.00	-28.28	63.80	34.26	9.47	61.81	0.00	100	360	PEAK																																																																						
Limit	Read	Ant	Cable	Preamp	Aux	APos	TPos	Remark																																																																										
Freq	Level	Line	Margin	Level	Factor	Loss	Factor	Factor																																																																										
MHz	dBuV/m	dBuV/m	dB	dBuV	dB/m	dB	dB	dB																																																																										
1	4824.00	45.24	74.00	-28.76	63.32	34.26	9.47	61.81	0.00	300	360	PEAK																																																																						



Mode	8																																																																																																													
	Harmonic																																																																																																													
	2400-2483.5_802.11n HT20_CH06_2437MHz																																																																																																													
Pol.	Horizontal	Vertical																																																																																																												
Peak Avg	<table border="1"> <thead> <tr> <th>Limit</th> <th>Read</th> <th>Ant</th> <th>Cable</th> <th>Preamp</th> <th>Aux</th> <th>APos</th> <th>TPos</th> <th>Remark</th> </tr> <tr> <th>Freq</th> <th>Level</th> <th>Line Margin</th> <th>Level</th> <th>Factor</th> <th>Loss Factor</th> <th>Factor</th> <th></th> <th></th> </tr> <tr> <th>MHz</th> <th>dBuV/m</th> <th>dBuV/m</th> <th>dB</th> <th>dBuV</th> <th>dB/m</th> <th>dB</th> <th>dB</th> <th>cm</th> <th>deg</th> </tr> </thead> <tbody> <tr> <td>1</td> <td>4874.00</td> <td>44.48</td> <td>74.00</td> <td>-29.52</td> <td>62.59</td> <td>34.14</td> <td>9.52</td> <td>61.77</td> <td>0.00</td> <td>100</td> <td>360</td> <td>PEAK</td> </tr> <tr> <td>2</td> <td>7311.00</td> <td>43.14</td> <td>74.00</td> <td>-30.86</td> <td>57.81</td> <td>35.70</td> <td>11.69</td> <td>62.06</td> <td>0.00</td> <td>100</td> <td>360</td> <td>PEAK</td> </tr> </tbody> </table>	Limit	Read	Ant	Cable	Preamp	Aux	APos	TPos	Remark	Freq	Level	Line Margin	Level	Factor	Loss Factor	Factor			MHz	dBuV/m	dBuV/m	dB	dBuV	dB/m	dB	dB	cm	deg	1	4874.00	44.48	74.00	-29.52	62.59	34.14	9.52	61.77	0.00	100	360	PEAK	2	7311.00	43.14	74.00	-30.86	57.81	35.70	11.69	62.06	0.00	100	360	PEAK	<table border="1"> <thead> <tr> <th>Limit</th> <th>Read</th> <th>Ant</th> <th>Cable</th> <th>Preamp</th> <th>Aux</th> <th>APos</th> <th>TPos</th> <th>Remark</th> </tr> <tr> <th>Freq</th> <th>Level</th> <th>Line Margin</th> <th>Level</th> <th>Factor</th> <th>Loss Factor</th> <th>Factor</th> <th></th> <th></th> </tr> <tr> <th>MHz</th> <th>dBuV/m</th> <th>dBuV/m</th> <th>dB</th> <th>dBuV</th> <th>dB/m</th> <th>dB</th> <th>dB</th> <th>cm</th> <th>deg</th> </tr> </thead> <tbody> <tr> <td>1</td> <td>4874.00</td> <td>43.14</td> <td>74.00</td> <td>-30.86</td> <td>61.25</td> <td>34.14</td> <td>9.52</td> <td>61.77</td> <td>0.00</td> <td>300</td> <td>360</td> <td>PEAK</td> </tr> <tr> <td>2</td> <td>7311.00</td> <td>44.69</td> <td>74.00</td> <td>-29.31</td> <td>59.36</td> <td>35.70</td> <td>11.69</td> <td>62.06</td> <td>0.00</td> <td>300</td> <td>360</td> <td>PEAK</td> </tr> </tbody> </table>	Limit	Read	Ant	Cable	Preamp	Aux	APos	TPos	Remark	Freq	Level	Line Margin	Level	Factor	Loss Factor	Factor			MHz	dBuV/m	dBuV/m	dB	dBuV	dB/m	dB	dB	cm	deg	1	4874.00	43.14	74.00	-30.86	61.25	34.14	9.52	61.77	0.00	300	360	PEAK	2	7311.00	44.69	74.00	-29.31	59.36	35.70	11.69	62.06	0.00	300	360	PEAK
Limit	Read	Ant	Cable	Preamp	Aux	APos	TPos	Remark																																																																																																						
Freq	Level	Line Margin	Level	Factor	Loss Factor	Factor																																																																																																								
MHz	dBuV/m	dBuV/m	dB	dBuV	dB/m	dB	dB	cm	deg																																																																																																					
1	4874.00	44.48	74.00	-29.52	62.59	34.14	9.52	61.77	0.00	100	360	PEAK																																																																																																		
2	7311.00	43.14	74.00	-30.86	57.81	35.70	11.69	62.06	0.00	100	360	PEAK																																																																																																		
Limit	Read	Ant	Cable	Preamp	Aux	APos	TPos	Remark																																																																																																						
Freq	Level	Line Margin	Level	Factor	Loss Factor	Factor																																																																																																								
MHz	dBuV/m	dBuV/m	dB	dBuV	dB/m	dB	dB	cm	deg																																																																																																					
1	4874.00	43.14	74.00	-30.86	61.25	34.14	9.52	61.77	0.00	300	360	PEAK																																																																																																		
2	7311.00	44.69	74.00	-29.31	59.36	35.70	11.69	62.06	0.00	300	360	PEAK																																																																																																		



		9																																																						
Mode		Band Edge																																																						
		2400-2483.5_802.11n HT20_CH11_2462MHz																																																						
Pol.		Horizontal					Fundamental																																																	
Peak																																																								
		<table border="1"> <thead> <tr> <th>Limit</th> <th>Read</th> <th>Ant</th> <th>Cable</th> <th>Preamp</th> <th>Aux</th> <th>APos</th> <th>TPos</th> <th colspan="3">Remark</th> </tr> <tr> <th>Freq</th> <th>Level</th> <th>Line</th> <th>Margin</th> <th>Level</th> <th>Factor</th> <th>Loss</th> <th>Factor</th> <th>Factor</th> <th></th> <th></th> </tr> <tr> <th>MHz</th> <th>dBuV/m</th> <th>dBuV/m</th> <th>dB</th> <th>dBuV</th> <th>dB/m</th> <th>dB</th> <th>dB</th> <th>dB</th> <th>cm</th> <th>deg</th> </tr> </thead> <tbody> <tr> <td>1</td> <td>2483.93</td> <td>62.93</td> <td>74.00</td> <td>-11.07</td> <td>50.37</td> <td>32.45</td> <td>6.73</td> <td>32.62</td> <td>6.00</td> <td>100</td> <td>87</td> <td>PEAK</td> </tr> </tbody> </table>										Limit	Read	Ant	Cable	Preamp	Aux	APos	TPos	Remark			Freq	Level	Line	Margin	Level	Factor	Loss	Factor	Factor			MHz	dBuV/m	dBuV/m	dB	dBuV	dB/m	dB	dB	dB	cm	deg	1	2483.93	62.93	74.00	-11.07	50.37	32.45	6.73	32.62	6.00	100	87
Limit	Read	Ant	Cable	Preamp	Aux	APos	TPos	Remark																																																
Freq	Level	Line	Margin	Level	Factor	Loss	Factor	Factor																																																
MHz	dBuV/m	dBuV/m	dB	dBuV	dB/m	dB	dB	dB	cm	deg																																														
1	2483.93	62.93	74.00	-11.07	50.37	32.45	6.73	32.62	6.00	100	87	PEAK																																												
Avg																																																								
		<table border="1"> <thead> <tr> <th>Limit</th> <th>Read</th> <th>Ant</th> <th>Cable</th> <th>Preamp</th> <th>Aux</th> <th>APos</th> <th>TPos</th> <th colspan="3">Remark</th> </tr> <tr> <th>Freq</th> <th>Level</th> <th>Line</th> <th>Margin</th> <th>Level</th> <th>Factor</th> <th>Loss</th> <th>Factor</th> <th>Factor</th> <th></th> <th></th> </tr> <tr> <th>MHz</th> <th>dBuV/m</th> <th>dBuV/m</th> <th>dB</th> <th>dBuV</th> <th>dB/m</th> <th>dB</th> <th>dB</th> <th>dB</th> <th>cm</th> <th>deg</th> </tr> </thead> <tbody> <tr> <td>1</td> <td>2483.51</td> <td>50.77</td> <td>54.00</td> <td>-3.23</td> <td>38.22</td> <td>32.45</td> <td>6.73</td> <td>32.63</td> <td>6.00</td> <td>100</td> <td>87</td> <td>AVERAGE</td> </tr> </tbody> </table>										Limit	Read	Ant	Cable	Preamp	Aux	APos	TPos	Remark			Freq	Level	Line	Margin	Level	Factor	Loss	Factor	Factor			MHz	dBuV/m	dBuV/m	dB	dBuV	dB/m	dB	dB	dB	cm	deg	1	2483.51	50.77	54.00	-3.23	38.22	32.45	6.73	32.63	6.00	100	87
Limit	Read	Ant	Cable	Preamp	Aux	APos	TPos	Remark																																																
Freq	Level	Line	Margin	Level	Factor	Loss	Factor	Factor																																																
MHz	dBuV/m	dBuV/m	dB	dBuV	dB/m	dB	dB	dB	cm	deg																																														
1	2483.51	50.77	54.00	-3.23	38.22	32.45	6.73	32.63	6.00	100	87	AVERAGE																																												
Peak																																																								
		<table border="1"> <thead> <tr> <th>Limit</th> <th>Read</th> <th>Ant</th> <th>Cable</th> <th>Preamp</th> <th>Aux</th> <th>APos</th> <th>TPos</th> <th colspan="3">Remark</th> </tr> <tr> <th>Freq</th> <th>Level</th> <th>Line</th> <th>Margin</th> <th>Level</th> <th>Factor</th> <th>Loss</th> <th>Factor</th> <th>Factor</th> <th></th> <th></th> </tr> <tr> <th>MHz</th> <th>dBuV/m</th> <th>dBuV/m</th> <th>dB</th> <th>dBuV</th> <th>dB/m</th> <th>dB</th> <th>dB</th> <th>dB</th> <th>cm</th> <th>deg</th> </tr> </thead> <tbody> <tr> <td>1</td> <td>2462.00</td> <td>112.43</td> <td>-----</td> <td>-----</td> <td>100.03</td> <td>32.37</td> <td>6.71</td> <td>32.68</td> <td>6.00</td> <td>100</td> <td>87</td> <td>PEAK</td> </tr> </tbody> </table>										Limit	Read	Ant	Cable	Preamp	Aux	APos	TPos	Remark			Freq	Level	Line	Margin	Level	Factor	Loss	Factor	Factor			MHz	dBuV/m	dBuV/m	dB	dBuV	dB/m	dB	dB	dB	cm	deg	1	2462.00	112.43	-----	-----	100.03	32.37	6.71	32.68	6.00	100	87
Limit	Read	Ant	Cable	Preamp	Aux	APos	TPos	Remark																																																
Freq	Level	Line	Margin	Level	Factor	Loss	Factor	Factor																																																
MHz	dBuV/m	dBuV/m	dB	dBuV	dB/m	dB	dB	dB	cm	deg																																														
1	2462.00	112.43	-----	-----	100.03	32.37	6.71	32.68	6.00	100	87	PEAK																																												
Avg																																																								
		<table border="1"> <thead> <tr> <th>Limit</th> <th>Read</th> <th>Ant</th> <th>Cable</th> <th>Preamp</th> <th>Aux</th> <th>APos</th> <th>TPos</th> <th colspan="3">Remark</th> </tr> <tr> <th>Freq</th> <th>Level</th> <th>Line</th> <th>Margin</th> <th>Level</th> <th>Factor</th> <th>Loss</th> <th>Factor</th> <th>Factor</th> <th></th> <th></th> </tr> <tr> <th>MHz</th> <th>dBuV/m</th> <th>dBuV/m</th> <th>dB</th> <th>dBuV</th> <th>dB/m</th> <th>dB</th> <th>dB</th> <th>dB</th> <th>cm</th> <th>deg</th> </tr> </thead> <tbody> <tr> <td>1</td> <td>2462.00</td> <td>103.55</td> <td>-----</td> <td>-----</td> <td>91.16</td> <td>32.37</td> <td>6.70</td> <td>32.68</td> <td>6.00</td> <td>100</td> <td>87</td> <td>AVERAGE</td> </tr> </tbody> </table>										Limit	Read	Ant	Cable	Preamp	Aux	APos	TPos	Remark			Freq	Level	Line	Margin	Level	Factor	Loss	Factor	Factor			MHz	dBuV/m	dBuV/m	dB	dBuV	dB/m	dB	dB	dB	cm	deg	1	2462.00	103.55	-----	-----	91.16	32.37	6.70	32.68	6.00	100	87
Limit	Read	Ant	Cable	Preamp	Aux	APos	TPos	Remark																																																
Freq	Level	Line	Margin	Level	Factor	Loss	Factor	Factor																																																
MHz	dBuV/m	dBuV/m	dB	dBuV	dB/m	dB	dB	dB	cm	deg																																														
1	2462.00	103.55	-----	-----	91.16	32.37	6.70	32.68	6.00	100	87	AVERAGE																																												



		9																																																						
Mode		Band Edge																																																						
		2400-2483.5_802.11n HT20_CH11_2462MHz																																																						
Pol.		Vertical					Fundamental																																																	
Peak																																																								
		<table border="1"> <thead> <tr> <th></th> <th>Limit</th> <th>Read</th> <th>Ant</th> <th>Cable</th> <th>Preamp</th> <th>Aux</th> <th>APos</th> <th>TPos</th> <th colspan="2">Remark</th> </tr> <tr> <th>Freq</th> <th>Level</th> <th>Line Margin</th> <th>Level</th> <th>Factor</th> <th>Loss Factor</th> <th>Factor</th> <th></th> <th></th> <th>cm</th> <th>deg</th> </tr> <tr> <th>MHz</th> <th>dBuV/m</th> <th>dBuV/m</th> <th>dB</th> <th>dBuV</th> <th>dB/m</th> <th>dB</th> <th>dB</th> <th>dB</th> <th>cm</th> <th>deg</th> </tr> </thead> <tbody> <tr> <td>1</td> <td>2483.74</td> <td>61.42</td> <td>74.00</td> <td>-12.58</td> <td>48.86</td> <td>32.45</td> <td>6.73</td> <td>32.62</td> <td>6.00</td> <td>372</td> <td>74 PEAK</td> </tr> </tbody> </table>											Limit	Read	Ant	Cable	Preamp	Aux	APos	TPos	Remark		Freq	Level	Line Margin	Level	Factor	Loss Factor	Factor			cm	deg	MHz	dBuV/m	dBuV/m	dB	dBuV	dB/m	dB	dB	dB	cm	deg	1	2483.74	61.42	74.00	-12.58	48.86	32.45	6.73	32.62	6.00	372	74 PEAK
	Limit	Read	Ant	Cable	Preamp	Aux	APos	TPos	Remark																																															
Freq	Level	Line Margin	Level	Factor	Loss Factor	Factor			cm	deg																																														
MHz	dBuV/m	dBuV/m	dB	dBuV	dB/m	dB	dB	dB	cm	deg																																														
1	2483.74	61.42	74.00	-12.58	48.86	32.45	6.73	32.62	6.00	372	74 PEAK																																													
Avg																																																								
		<table border="1"> <thead> <tr> <th></th> <th>Limit</th> <th>Read</th> <th>Ant</th> <th>Cable</th> <th>Preamp</th> <th>Aux</th> <th>APos</th> <th>TPos</th> <th colspan="2">Remark</th> </tr> <tr> <th>Freq</th> <th>Level</th> <th>Line Margin</th> <th>Level</th> <th>Factor</th> <th>Loss Factor</th> <th>Factor</th> <th></th> <th></th> <th>cm</th> <th>deg</th> </tr> <tr> <th>MHz</th> <th>dBuV/m</th> <th>dBuV/m</th> <th>dB</th> <th>dBuV</th> <th>dB/m</th> <th>dB</th> <th>dB</th> <th>dB</th> <th>cm</th> <th>deg</th> </tr> </thead> <tbody> <tr> <td>1</td> <td>2483.51</td> <td>49.69</td> <td>54.00</td> <td>-4.31</td> <td>37.14</td> <td>32.45</td> <td>6.73</td> <td>32.63</td> <td>6.00</td> <td>372</td> <td>74 AVERAGE</td> </tr> </tbody> </table>											Limit	Read	Ant	Cable	Preamp	Aux	APos	TPos	Remark		Freq	Level	Line Margin	Level	Factor	Loss Factor	Factor			cm	deg	MHz	dBuV/m	dBuV/m	dB	dBuV	dB/m	dB	dB	dB	cm	deg	1	2483.51	49.69	54.00	-4.31	37.14	32.45	6.73	32.63	6.00	372	74 AVERAGE
	Limit	Read	Ant	Cable	Preamp	Aux	APos	TPos	Remark																																															
Freq	Level	Line Margin	Level	Factor	Loss Factor	Factor			cm	deg																																														
MHz	dBuV/m	dBuV/m	dB	dBuV	dB/m	dB	dB	dB	cm	deg																																														
1	2483.51	49.69	54.00	-4.31	37.14	32.45	6.73	32.63	6.00	372	74 AVERAGE																																													
		<table border="1"> <thead> <tr> <th></th> <th>Limit</th> <th>Read</th> <th>Ant</th> <th>Cable</th> <th>Preamp</th> <th>Aux</th> <th>APos</th> <th>TPos</th> <th colspan="2">Remark</th> </tr> <tr> <th>Freq</th> <th>Level</th> <th>Line Margin</th> <th>Level</th> <th>Factor</th> <th>Loss Factor</th> <th>Factor</th> <th></th> <th></th> <th>cm</th> <th>deg</th> </tr> <tr> <th>MHz</th> <th>dBuV/m</th> <th>dBuV/m</th> <th>dB</th> <th>dBuV</th> <th>dB/m</th> <th>dB</th> <th>dB</th> <th>dB</th> <th>cm</th> <th>deg</th> </tr> </thead> <tbody> <tr> <td>1</td> <td>2462.00</td> <td>109.35</td> <td>-----</td> <td>-----</td> <td>96.95</td> <td>32.37</td> <td>6.71</td> <td>32.68</td> <td>6.00</td> <td>372</td> <td>74 PEAK</td> </tr> </tbody> </table>											Limit	Read	Ant	Cable	Preamp	Aux	APos	TPos	Remark		Freq	Level	Line Margin	Level	Factor	Loss Factor	Factor			cm	deg	MHz	dBuV/m	dBuV/m	dB	dBuV	dB/m	dB	dB	dB	cm	deg	1	2462.00	109.35	-----	-----	96.95	32.37	6.71	32.68	6.00	372	74 PEAK
	Limit	Read	Ant	Cable	Preamp	Aux	APos	TPos	Remark																																															
Freq	Level	Line Margin	Level	Factor	Loss Factor	Factor			cm	deg																																														
MHz	dBuV/m	dBuV/m	dB	dBuV	dB/m	dB	dB	dB	cm	deg																																														
1	2462.00	109.35	-----	-----	96.95	32.37	6.71	32.68	6.00	372	74 PEAK																																													
		<table border="1"> <thead> <tr> <th></th> <th>Limit</th> <th>Read</th> <th>Ant</th> <th>Cable</th> <th>Preamp</th> <th>Aux</th> <th>APos</th> <th>TPos</th> <th colspan="2">Remark</th> </tr> <tr> <th>Freq</th> <th>Level</th> <th>Line Margin</th> <th>Level</th> <th>Factor</th> <th>Loss Factor</th> <th>Factor</th> <th></th> <th></th> <th>cm</th> <th>deg</th> </tr> <tr> <th>MHz</th> <th>dBuV/m</th> <th>dBuV/m</th> <th>dB</th> <th>dBuV</th> <th>dB/m</th> <th>dB</th> <th>dB</th> <th>dB</th> <th>cm</th> <th>deg</th> </tr> </thead> <tbody> <tr> <td>1</td> <td>2462.00</td> <td>100.72</td> <td>-----</td> <td>-----</td> <td>88.33</td> <td>32.37</td> <td>6.70</td> <td>32.68</td> <td>6.00</td> <td>372</td> <td>74 AVERAGE</td> </tr> </tbody> </table>											Limit	Read	Ant	Cable	Preamp	Aux	APos	TPos	Remark		Freq	Level	Line Margin	Level	Factor	Loss Factor	Factor			cm	deg	MHz	dBuV/m	dBuV/m	dB	dBuV	dB/m	dB	dB	dB	cm	deg	1	2462.00	100.72	-----	-----	88.33	32.37	6.70	32.68	6.00	372	74 AVERAGE
	Limit	Read	Ant	Cable	Preamp	Aux	APos	TPos	Remark																																															
Freq	Level	Line Margin	Level	Factor	Loss Factor	Factor			cm	deg																																														
MHz	dBuV/m	dBuV/m	dB	dBuV	dB/m	dB	dB	dB	cm	deg																																														
1	2462.00	100.72	-----	-----	88.33	32.37	6.70	32.68	6.00	372	74 AVERAGE																																													



Mode	9																																																																																																													
	Harmonic																																																																																																													
	2400-2483.5_802.11n HT20_CH11_2462MHz																																																																																																													
Pol.	Horizontal	Vertical																																																																																																												
Peak Avg	<table border="1"> <thead> <tr> <th>Limit</th> <th>Read</th> <th>Ant</th> <th>Cable</th> <th>Preamp</th> <th>Aux</th> <th>APos</th> <th>TPos</th> <th>Remark</th> </tr> <tr> <th>Freq</th> <th>Level</th> <th>Line Margin</th> <th>Level</th> <th>Factor</th> <th>Loss Factor</th> <th>Factor</th> <th></th> <th></th> </tr> <tr> <th>MHz</th> <th>dBuV/m</th> <th>dBuV/m</th> <th>dB</th> <th>dBuV</th> <th>dB/m</th> <th>dB</th> <th>dB</th> <th>cm</th> <th>deg</th> </tr> </thead> <tbody> <tr> <td>1</td> <td>4924.00</td> <td>45.15</td> <td>74.00</td> <td>-28.85</td> <td>63.22</td> <td>34.10</td> <td>9.57</td> <td>61.74</td> <td>0.00</td> <td>100</td> <td>360</td> <td>PEAK</td> </tr> <tr> <td>2</td> <td>7386.00</td> <td>43.23</td> <td>74.00</td> <td>-30.77</td> <td>57.87</td> <td>35.70</td> <td>11.72</td> <td>62.06</td> <td>0.00</td> <td>100</td> <td>360</td> <td>PEAK</td> </tr> </tbody> </table>	Limit	Read	Ant	Cable	Preamp	Aux	APos	TPos	Remark	Freq	Level	Line Margin	Level	Factor	Loss Factor	Factor			MHz	dBuV/m	dBuV/m	dB	dBuV	dB/m	dB	dB	cm	deg	1	4924.00	45.15	74.00	-28.85	63.22	34.10	9.57	61.74	0.00	100	360	PEAK	2	7386.00	43.23	74.00	-30.77	57.87	35.70	11.72	62.06	0.00	100	360	PEAK	<table border="1"> <thead> <tr> <th>Limit</th> <th>Read</th> <th>Ant</th> <th>Cable</th> <th>Preamp</th> <th>Aux</th> <th>APos</th> <th>TPos</th> <th>Remark</th> </tr> <tr> <th>Freq</th> <th>Level</th> <th>Line Margin</th> <th>Level</th> <th>Factor</th> <th>Loss Factor</th> <th>Factor</th> <th></th> <th></th> </tr> <tr> <th>MHz</th> <th>dBuV/m</th> <th>dBuV/m</th> <th>dB</th> <th>dBuV</th> <th>dB/m</th> <th>dB</th> <th>dB</th> <th>cm</th> <th>deg</th> </tr> </thead> <tbody> <tr> <td>1</td> <td>4924.00</td> <td>46.04</td> <td>74.00</td> <td>-27.96</td> <td>64.11</td> <td>34.10</td> <td>9.57</td> <td>61.74</td> <td>0.00</td> <td>300</td> <td>360</td> <td>PEAK</td> </tr> <tr> <td>2</td> <td>7386.00</td> <td>43.64</td> <td>74.00</td> <td>-30.36</td> <td>58.28</td> <td>35.70</td> <td>11.72</td> <td>62.06</td> <td>0.00</td> <td>300</td> <td>360</td> <td>PEAK</td> </tr> </tbody> </table>	Limit	Read	Ant	Cable	Preamp	Aux	APos	TPos	Remark	Freq	Level	Line Margin	Level	Factor	Loss Factor	Factor			MHz	dBuV/m	dBuV/m	dB	dBuV	dB/m	dB	dB	cm	deg	1	4924.00	46.04	74.00	-27.96	64.11	34.10	9.57	61.74	0.00	300	360	PEAK	2	7386.00	43.64	74.00	-30.36	58.28	35.70	11.72	62.06	0.00	300	360	PEAK
Limit	Read	Ant	Cable	Preamp	Aux	APos	TPos	Remark																																																																																																						
Freq	Level	Line Margin	Level	Factor	Loss Factor	Factor																																																																																																								
MHz	dBuV/m	dBuV/m	dB	dBuV	dB/m	dB	dB	cm	deg																																																																																																					
1	4924.00	45.15	74.00	-28.85	63.22	34.10	9.57	61.74	0.00	100	360	PEAK																																																																																																		
2	7386.00	43.23	74.00	-30.77	57.87	35.70	11.72	62.06	0.00	100	360	PEAK																																																																																																		
Limit	Read	Ant	Cable	Preamp	Aux	APos	TPos	Remark																																																																																																						
Freq	Level	Line Margin	Level	Factor	Loss Factor	Factor																																																																																																								
MHz	dBuV/m	dBuV/m	dB	dBuV	dB/m	dB	dB	cm	deg																																																																																																					
1	4924.00	46.04	74.00	-27.96	64.11	34.10	9.57	61.74	0.00	300	360	PEAK																																																																																																		
2	7386.00	43.64	74.00	-30.36	58.28	35.70	11.72	62.06	0.00	300	360	PEAK																																																																																																		



		10																																																																																													
Mode		Band Edge - L																																																																																													
		802.11g_CH01_TX + LTE Band 38 link																																																																																													
Pol.		Horizontal					Fundamental																																																																																								
Peak																																																																																															
		<table border="1"> <thead> <tr> <th>Limit</th> <th>Read</th> <th>Ant</th> <th>Cable</th> <th>Preamp</th> <th>Aux</th> <th>APos</th> <th>TPos</th> <th colspan="2">Remark</th> </tr> <tr> <th>Freq</th> <th>Level</th> <th>Line</th> <th>Margin</th> <th>Level</th> <th>Factor</th> <th>Loss</th> <th>Factor</th> <th>Factor</th> <th>Factor</th> <th>Factor</th> <th>Factor</th> <th>cm</th> <th>deg</th> <th>Remark</th> </tr> <tr> <th>MHz</th> <th>dBuV/m</th> <th>dBuV/m</th> <th>dB</th> <th>dBuV</th> <th>dB/m</th> <th>dB</th> <th>dB</th> <th>dB</th> <th>cm</th> <th>deg</th> <th>cm</th> <th>deg</th> <th>deg</th> <th>Remark</th> </tr> </thead> <tbody> <tr> <td>1</td> <td>2389.95</td> <td>62.71</td> <td>19.00</td> <td>43.71</td> <td>50.69</td> <td>32.28</td> <td>6.60</td> <td>32.86</td> <td>6.00</td> <td>100</td> <td>43</td> <td>43</td> <td>43</td> <td>Peak</td> </tr> <tr> <td>1</td> <td>2414.00</td> <td>112.01</td> <td>-----</td> <td>-----</td> <td>99.88</td> <td>32.30</td> <td>6.64</td> <td>32.81</td> <td>6.00</td> <td>100</td> <td>43</td> <td>43</td> <td>43</td> <td>Peak</td> </tr> <tr> <td>2</td> <td>2576.00</td> <td>116.76</td> <td>-----</td> <td>-----</td> <td>103.97</td> <td>32.44</td> <td>6.86</td> <td>32.51</td> <td>6.00</td> <td>100</td> <td>43</td> <td>43</td> <td>43</td> <td>Peak</td> </tr> </tbody> </table>										Limit	Read	Ant	Cable	Preamp	Aux	APos	TPos	Remark		Freq	Level	Line	Margin	Level	Factor	Loss	Factor	Factor	Factor	Factor	Factor	cm	deg	Remark	MHz	dBuV/m	dBuV/m	dB	dBuV	dB/m	dB	dB	dB	cm	deg	cm	deg	deg	Remark	1	2389.95	62.71	19.00	43.71	50.69	32.28	6.60	32.86	6.00	100	43	43	43	Peak	1	2414.00	112.01	-----	-----	99.88	32.30	6.64	32.81	6.00	100	43	43	43	Peak	2	2576.00	116.76	-----	-----	103.97	32.44	6.86	32.51	6.00	100	43	43	43
Limit	Read	Ant	Cable	Preamp	Aux	APos	TPos	Remark																																																																																							
Freq	Level	Line	Margin	Level	Factor	Loss	Factor	Factor	Factor	Factor	Factor	cm	deg	Remark																																																																																	
MHz	dBuV/m	dBuV/m	dB	dBuV	dB/m	dB	dB	dB	cm	deg	cm	deg	deg	Remark																																																																																	
1	2389.95	62.71	19.00	43.71	50.69	32.28	6.60	32.86	6.00	100	43	43	43	Peak																																																																																	
1	2414.00	112.01	-----	-----	99.88	32.30	6.64	32.81	6.00	100	43	43	43	Peak																																																																																	
2	2576.00	116.76	-----	-----	103.97	32.44	6.86	32.51	6.00	100	43	43	43	Peak																																																																																	
Avg																																																																																															
		<table border="1"> <thead> <tr> <th>Limit</th> <th>Read</th> <th>Ant</th> <th>Cable</th> <th>Preamp</th> <th>Aux</th> <th>APos</th> <th>TPos</th> <th colspan="2">Remark</th> </tr> <tr> <th>Freq</th> <th>Level</th> <th>Line</th> <th>Margin</th> <th>Level</th> <th>Factor</th> <th>Loss</th> <th>Factor</th> <th>Factor</th> <th>Factor</th> <th>Factor</th> <th>Factor</th> <th>cm</th> <th>deg</th> <th>Remark</th> </tr> <tr> <th>MHz</th> <th>dBuV/m</th> <th>dBuV/m</th> <th>dB</th> <th>dBuV</th> <th>dB/m</th> <th>dB</th> <th>dB</th> <th>dB</th> <th>cm</th> <th>deg</th> <th>cm</th> <th>deg</th> <th>deg</th> <th>Remark</th> </tr> </thead> <tbody> <tr> <td>1</td> <td>2389.95</td> <td>47.86</td> <td>54.00</td> <td>-6.14</td> <td>35.84</td> <td>32.28</td> <td>6.60</td> <td>32.86</td> <td>6.00</td> <td>100</td> <td>43</td> <td>43</td> <td>43</td> <td>AVERAGE</td> </tr> <tr> <td>1</td> <td>2412.00</td> <td>103.05</td> <td>-----</td> <td>-----</td> <td>90.93</td> <td>32.30</td> <td>6.63</td> <td>32.81</td> <td>6.00</td> <td>100</td> <td>43</td> <td>43</td> <td>43</td> <td>Average</td> </tr> <tr> <td>2</td> <td>2576.00</td> <td>110.83</td> <td>-----</td> <td>-----</td> <td>98.04</td> <td>32.44</td> <td>6.86</td> <td>32.51</td> <td>6.00</td> <td>100</td> <td>43</td> <td>43</td> <td>43</td> <td>Average</td> </tr> </tbody> </table>										Limit	Read	Ant	Cable	Preamp	Aux	APos	TPos	Remark		Freq	Level	Line	Margin	Level	Factor	Loss	Factor	Factor	Factor	Factor	Factor	cm	deg	Remark	MHz	dBuV/m	dBuV/m	dB	dBuV	dB/m	dB	dB	dB	cm	deg	cm	deg	deg	Remark	1	2389.95	47.86	54.00	-6.14	35.84	32.28	6.60	32.86	6.00	100	43	43	43	AVERAGE	1	2412.00	103.05	-----	-----	90.93	32.30	6.63	32.81	6.00	100	43	43	43	Average	2	2576.00	110.83	-----	-----	98.04	32.44	6.86	32.51	6.00	100	43	43	43
Limit	Read	Ant	Cable	Preamp	Aux	APos	TPos	Remark																																																																																							
Freq	Level	Line	Margin	Level	Factor	Loss	Factor	Factor	Factor	Factor	Factor	cm	deg	Remark																																																																																	
MHz	dBuV/m	dBuV/m	dB	dBuV	dB/m	dB	dB	dB	cm	deg	cm	deg	deg	Remark																																																																																	
1	2389.95	47.86	54.00	-6.14	35.84	32.28	6.60	32.86	6.00	100	43	43	43	AVERAGE																																																																																	
1	2412.00	103.05	-----	-----	90.93	32.30	6.63	32.81	6.00	100	43	43	43	Average																																																																																	
2	2576.00	110.83	-----	-----	98.04	32.44	6.86	32.51	6.00	100	43	43	43	Average																																																																																	

Remark: The Fundamental plot #1 is WLAN TX fundamental signal, #2 is LTE Band 38 fundamental signal.



Mode		10																																																																																													
		Band Edge - L																																																																																													
		802.11g_CH01_TX + LTE Band 38 link																																																																																													
Pol.	Vertical	Fundamental																																																																																													
Peak	<table border="1"> <thead> <tr> <th>Limit</th> <th>Read</th> <th>Ant</th> <th>Cable</th> <th>Preamp</th> <th>Aux</th> <th>APos</th> <th>TPos</th> <th>Remark</th> </tr> <tr> <th>Freq</th> <th>Level</th> <th>Line</th> <th>Margin</th> <th>Level</th> <th>Factor</th> <th>Loss</th> <th>Factor</th> <th>Factor</th> </tr> <tr> <th>MHz</th> <th>dBuV/m</th> <th>dBuV/m</th> <th>dB</th> <th>dBuV</th> <th>dB/m</th> <th>dB</th> <th>dB</th> <th>cm</th> <th>deg</th> </tr> </thead> <tbody> <tr> <td>1</td> <td>2389.43</td> <td>57.47</td> <td>74.00</td> <td>-16.53</td> <td>45.45</td> <td>32.28</td> <td>6.60</td> <td>32.86</td> <td>6.00</td> <td>396</td> <td>68</td> <td>PEAK</td> </tr> </tbody> </table>	Limit	Read	Ant	Cable	Preamp	Aux	APos	TPos	Remark	Freq	Level	Line	Margin	Level	Factor	Loss	Factor	Factor	MHz	dBuV/m	dBuV/m	dB	dBuV	dB/m	dB	dB	cm	deg	1	2389.43	57.47	74.00	-16.53	45.45	32.28	6.60	32.86	6.00	396	68	PEAK	<table border="1"> <thead> <tr> <th>Limit</th> <th>Read</th> <th>Ant</th> <th>Cable</th> <th>Preamp</th> <th>Aux</th> <th>APos</th> <th>TPos</th> <th>Remark</th> </tr> <tr> <th>Freq</th> <th>Level</th> <th>Line</th> <th>Margin</th> <th>Level</th> <th>Factor</th> <th>Loss</th> <th>Factor</th> <th>Factor</th> </tr> <tr> <th>MHz</th> <th>dBuV/m</th> <th>dBuV/m</th> <th>dB</th> <th>dBuV</th> <th>dB/m</th> <th>dB</th> <th>dB</th> <th>cm</th> <th>deg</th> </tr> </thead> <tbody> <tr> <td>1</td> <td>2412.00</td> <td>107.97</td> <td>-----</td> <td>95.85</td> <td>32.30</td> <td>6.63</td> <td>32.81</td> <td>6.00</td> <td>396</td> <td>68</td> <td>Peak</td> </tr> <tr> <td>2</td> <td>2576.00</td> <td>109.92</td> <td>-----</td> <td>97.13</td> <td>32.44</td> <td>6.86</td> <td>32.51</td> <td>6.00</td> <td>396</td> <td>68</td> <td>Peak</td> </tr> </tbody> </table>	Limit	Read	Ant	Cable	Preamp	Aux	APos	TPos	Remark	Freq	Level	Line	Margin	Level	Factor	Loss	Factor	Factor	MHz	dBuV/m	dBuV/m	dB	dBuV	dB/m	dB	dB	cm	deg	1	2412.00	107.97	-----	95.85	32.30	6.63	32.81	6.00	396	68	Peak	2	2576.00	109.92	-----	97.13	32.44	6.86	32.51	6.00	396	68	Peak
	Limit	Read	Ant	Cable	Preamp	Aux	APos	TPos	Remark																																																																																						
Freq	Level	Line	Margin	Level	Factor	Loss	Factor	Factor																																																																																							
MHz	dBuV/m	dBuV/m	dB	dBuV	dB/m	dB	dB	cm	deg																																																																																						
1	2389.43	57.47	74.00	-16.53	45.45	32.28	6.60	32.86	6.00	396	68	PEAK																																																																																			
Limit	Read	Ant	Cable	Preamp	Aux	APos	TPos	Remark																																																																																							
Freq	Level	Line	Margin	Level	Factor	Loss	Factor	Factor																																																																																							
MHz	dBuV/m	dBuV/m	dB	dBuV	dB/m	dB	dB	cm	deg																																																																																						
1	2412.00	107.97	-----	95.85	32.30	6.63	32.81	6.00	396	68	Peak																																																																																				
2	2576.00	109.92	-----	97.13	32.44	6.86	32.51	6.00	396	68	Peak																																																																																				
Avg	<table border="1"> <thead> <tr> <th>Limit</th> <th>Read</th> <th>Ant</th> <th>Cable</th> <th>Preamp</th> <th>Aux</th> <th>APos</th> <th>TPos</th> <th>Remark</th> </tr> <tr> <th>Freq</th> <th>Level</th> <th>Line</th> <th>Margin</th> <th>Level</th> <th>Factor</th> <th>Loss</th> <th>Factor</th> <th>Factor</th> </tr> <tr> <th>MHz</th> <th>dBuV/m</th> <th>dBuV/m</th> <th>dB</th> <th>dBuV</th> <th>dB/m</th> <th>dB</th> <th>dB</th> <th>cm</th> <th>deg</th> </tr> </thead> <tbody> <tr> <td>1</td> <td>2389.95</td> <td>46.12</td> <td>54.00</td> <td>-7.88</td> <td>34.10</td> <td>32.28</td> <td>6.60</td> <td>32.86</td> <td>6.00</td> <td>396</td> <td>68</td> <td>AVERAGE</td> </tr> </tbody> </table>	Limit	Read	Ant	Cable	Preamp	Aux	APos	TPos	Remark	Freq	Level	Line	Margin	Level	Factor	Loss	Factor	Factor	MHz	dBuV/m	dBuV/m	dB	dBuV	dB/m	dB	dB	cm	deg	1	2389.95	46.12	54.00	-7.88	34.10	32.28	6.60	32.86	6.00	396	68	AVERAGE	<table border="1"> <thead> <tr> <th>Limit</th> <th>Read</th> <th>Ant</th> <th>Cable</th> <th>Preamp</th> <th>Aux</th> <th>APos</th> <th>TPos</th> <th>Remark</th> </tr> <tr> <th>Freq</th> <th>Level</th> <th>Line</th> <th>Margin</th> <th>Level</th> <th>Factor</th> <th>Loss</th> <th>Factor</th> <th>Factor</th> </tr> <tr> <th>MHz</th> <th>dBuV/m</th> <th>dBuV/m</th> <th>dB</th> <th>dBuV</th> <th>dB/m</th> <th>dB</th> <th>dB</th> <th>cm</th> <th>deg</th> </tr> </thead> <tbody> <tr> <td>1</td> <td>2412.00</td> <td>99.75</td> <td>-----</td> <td>87.63</td> <td>32.30</td> <td>6.63</td> <td>32.81</td> <td>6.00</td> <td>396</td> <td>68</td> <td>Average</td> </tr> <tr> <td>2</td> <td>2576.00</td> <td>103.39</td> <td>-----</td> <td>90.60</td> <td>32.44</td> <td>6.86</td> <td>32.51</td> <td>6.00</td> <td>396</td> <td>68</td> <td>Average</td> </tr> </tbody> </table>	Limit	Read	Ant	Cable	Preamp	Aux	APos	TPos	Remark	Freq	Level	Line	Margin	Level	Factor	Loss	Factor	Factor	MHz	dBuV/m	dBuV/m	dB	dBuV	dB/m	dB	dB	cm	deg	1	2412.00	99.75	-----	87.63	32.30	6.63	32.81	6.00	396	68	Average	2	2576.00	103.39	-----	90.60	32.44	6.86	32.51	6.00	396	68	Average
	Limit	Read	Ant	Cable	Preamp	Aux	APos	TPos	Remark																																																																																						
Freq	Level	Line	Margin	Level	Factor	Loss	Factor	Factor																																																																																							
MHz	dBuV/m	dBuV/m	dB	dBuV	dB/m	dB	dB	cm	deg																																																																																						
1	2389.95	46.12	54.00	-7.88	34.10	32.28	6.60	32.86	6.00	396	68	AVERAGE																																																																																			
Limit	Read	Ant	Cable	Preamp	Aux	APos	TPos	Remark																																																																																							
Freq	Level	Line	Margin	Level	Factor	Loss	Factor	Factor																																																																																							
MHz	dBuV/m	dBuV/m	dB	dBuV	dB/m	dB	dB	cm	deg																																																																																						
1	2412.00	99.75	-----	87.63	32.30	6.63	32.81	6.00	396	68	Average																																																																																				
2	2576.00	103.39	-----	90.60	32.44	6.86	32.51	6.00	396	68	Average																																																																																				

Remark: The Fundamental plot #1 is WLAN TX fundamental signal, #2 is LTE Band 38 fundamental signal.



Mode	10																																																																																					
	Harmonic																																																																																					
	802.11g_CH01_TX + LTE Band 38 link																																																																																					
Pol.	Horizontal	Vertical																																																																																				
Peak Avg	<table border="1"> <thead> <tr> <th>Limit</th> <th>Read</th> <th>Ant</th> <th>Cable</th> <th>Preamp</th> <th>Aux</th> <th>APos</th> <th>TPos</th> <th>Remark</th> </tr> <tr> <th>Freq</th> <th>Level</th> <th>Line</th> <th>Margin</th> <th>Level</th> <th>Factor</th> <th>Loss</th> <th>Factor</th> <th>Factor</th> </tr> <tr> <th>MHz</th> <th>dBuV/m</th> <th>dBuV/m</th> <th>dB</th> <th>dBuV</th> <th>dB/m</th> <th>dB</th> <th>dB</th> <th>dB</th> <th>cm</th> <th>deg</th> </tr> </thead> <tbody> <tr> <td>1</td> <td>4824.00</td> <td>44.76</td> <td>74.00</td> <td>-29.24</td> <td>62.84</td> <td>34.26</td> <td>9.47</td> <td>61.81</td> <td>0.00</td> <td>300</td> <td>0</td> <td>PEAK</td> </tr> </tbody> </table>	Limit	Read	Ant	Cable	Preamp	Aux	APos	TPos	Remark	Freq	Level	Line	Margin	Level	Factor	Loss	Factor	Factor	MHz	dBuV/m	dBuV/m	dB	dBuV	dB/m	dB	dB	dB	cm	deg	1	4824.00	44.76	74.00	-29.24	62.84	34.26	9.47	61.81	0.00	300	0	PEAK	<table border="1"> <thead> <tr> <th>Limit</th> <th>Read</th> <th>Ant</th> <th>Cable</th> <th>Preamp</th> <th>Aux</th> <th>APos</th> <th>TPos</th> <th>Remark</th> </tr> <tr> <th>Freq</th> <th>Level</th> <th>Line</th> <th>Margin</th> <th>Level</th> <th>Factor</th> <th>Loss</th> <th>Factor</th> <th>Factor</th> </tr> <tr> <th>MHz</th> <th>dBuV/m</th> <th>dBuV/m</th> <th>dB</th> <th>dBuV</th> <th>dB/m</th> <th>dB</th> <th>dB</th> <th>dB</th> <th>cm</th> <th>deg</th> </tr> </thead> <tbody> <tr> <td>1</td> <td>4824.00</td> <td>43.35</td> <td>74.00</td> <td>-30.65</td> <td>61.43</td> <td>34.26</td> <td>9.47</td> <td>61.81</td> <td>0.00</td> <td>100</td> <td>0</td> <td>PEAK</td> </tr> </tbody> </table>	Limit	Read	Ant	Cable	Preamp	Aux	APos	TPos	Remark	Freq	Level	Line	Margin	Level	Factor	Loss	Factor	Factor	MHz	dBuV/m	dBuV/m	dB	dBuV	dB/m	dB	dB	dB	cm	deg	1	4824.00	43.35	74.00	-30.65	61.43	34.26	9.47	61.81	0.00	100	0	PEAK
Limit	Read	Ant	Cable	Preamp	Aux	APos	TPos	Remark																																																																														
Freq	Level	Line	Margin	Level	Factor	Loss	Factor	Factor																																																																														
MHz	dBuV/m	dBuV/m	dB	dBuV	dB/m	dB	dB	dB	cm	deg																																																																												
1	4824.00	44.76	74.00	-29.24	62.84	34.26	9.47	61.81	0.00	300	0	PEAK																																																																										
Limit	Read	Ant	Cable	Preamp	Aux	APos	TPos	Remark																																																																														
Freq	Level	Line	Margin	Level	Factor	Loss	Factor	Factor																																																																														
MHz	dBuV/m	dBuV/m	dB	dBuV	dB/m	dB	dB	dB	cm	deg																																																																												
1	4824.00	43.35	74.00	-30.65	61.43	34.26	9.47	61.81	0.00	100	0	PEAK																																																																										



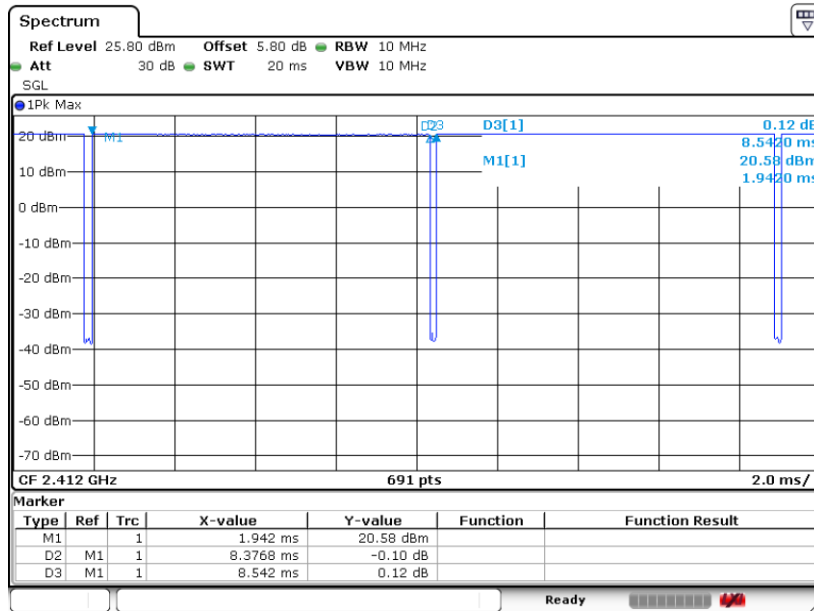
Mode	11																																																																																																																																																																																																																					
	LF																																																																																																																																																																																																																					
	2400-2483.5_802.11g_CH01_2412MHz																																																																																																																																																																																																																					
ANT	1																																																																																																																																																																																																																					
Pol.	Horizontal	Vertical																																																																																																																																																																																																																				
QP/ Peak	<table border="1"> <thead> <tr> <th>Limit</th> <th>Read</th> <th>Ant</th> <th>Cable</th> <th>Preamp</th> <th>Aux</th> <th>APos</th> <th>TPos</th> <th>Remark</th> </tr> <tr> <th>Freq</th> <th>Level</th> <th>Line</th> <th>Level</th> <th>Factor</th> <th>Loss</th> <th>Factor</th> <th>Factor</th> <th></th> </tr> <tr> <th>MHz</th> <th>dBuV/m</th> <th>dBuV/m</th> <th>dB</th> <th>dBuV</th> <th>dB/m</th> <th>dB</th> <th>dB</th> <th>cm</th> <th>deg</th> </tr> </thead> <tbody> <tr> <td>1</td> <td>30.97</td> <td>21.06</td> <td>40.00</td> <td>-18.94</td> <td>29.14</td> <td>24.44</td> <td>0.47</td> <td>32.99</td> <td>0.00</td> <td>---</td> <td>---</td> <td>Peak</td> </tr> <tr> <td>2</td> <td>302.57</td> <td>35.49</td> <td>46.00</td> <td>-10.51</td> <td>46.53</td> <td>19.42</td> <td>2.35</td> <td>32.81</td> <td>0.00</td> <td>---</td> <td>---</td> <td>Peak</td> </tr> <tr> <td>3</td> <td>386.96</td> <td>25.95</td> <td>46.00</td> <td>-20.05</td> <td>34.81</td> <td>21.35</td> <td>2.65</td> <td>32.06</td> <td>0.00</td> <td>---</td> <td>---</td> <td>Peak</td> </tr> <tr> <td>4</td> <td>635.28</td> <td>26.42</td> <td>46.00</td> <td>-19.58</td> <td>29.32</td> <td>26.67</td> <td>3.41</td> <td>32.98</td> <td>0.00</td> <td>---</td> <td>---</td> <td>Peak</td> </tr> <tr> <td>5</td> <td>782.72</td> <td>29.04</td> <td>46.00</td> <td>-16.96</td> <td>29.78</td> <td>28.24</td> <td>3.78</td> <td>32.76</td> <td>0.00</td> <td>---</td> <td>---</td> <td>Peak</td> </tr> <tr> <td>6</td> <td>948.59</td> <td>31.66</td> <td>46.00</td> <td>-14.34</td> <td>28.26</td> <td>30.91</td> <td>4.15</td> <td>31.66</td> <td>0.00</td> <td>---</td> <td>---</td> <td>Peak</td> </tr> </tbody> </table>	Limit	Read	Ant	Cable	Preamp	Aux	APos	TPos	Remark	Freq	Level	Line	Level	Factor	Loss	Factor	Factor		MHz	dBuV/m	dBuV/m	dB	dBuV	dB/m	dB	dB	cm	deg	1	30.97	21.06	40.00	-18.94	29.14	24.44	0.47	32.99	0.00	---	---	Peak	2	302.57	35.49	46.00	-10.51	46.53	19.42	2.35	32.81	0.00	---	---	Peak	3	386.96	25.95	46.00	-20.05	34.81	21.35	2.65	32.06	0.00	---	---	Peak	4	635.28	26.42	46.00	-19.58	29.32	26.67	3.41	32.98	0.00	---	---	Peak	5	782.72	29.04	46.00	-16.96	29.78	28.24	3.78	32.76	0.00	---	---	Peak	6	948.59	31.66	46.00	-14.34	28.26	30.91	4.15	31.66	0.00	---	---	Peak	<table border="1"> <thead> <tr> <th>Limit</th> <th>Read</th> <th>Ant</th> <th>Cable</th> <th>Preamp</th> <th>Aux</th> <th>APos</th> <th>TPos</th> <th>Remark</th> </tr> <tr> <th>Freq</th> <th>Level</th> <th>Line</th> <th>Level</th> <th>Factor</th> <th>Loss</th> <th>Factor</th> <th>Factor</th> <th></th> </tr> <tr> <th>MHz</th> <th>dBuV/m</th> <th>dBuV/m</th> <th>dB</th> <th>dBuV</th> <th>dB/m</th> <th>dB</th> <th>dB</th> <th>cm</th> <th>deg</th> </tr> </thead> <tbody> <tr> <td>1</td> <td>30.00</td> <td>29.35</td> <td>40.00</td> <td>-10.65</td> <td>37.06</td> <td>24.86</td> <td>0.45</td> <td>33.02</td> <td>0.00</td> <td>---</td> <td>---</td> <td>Peak</td> </tr> <tr> <td>2</td> <td>218.18</td> <td>28.66</td> <td>46.00</td> <td>-17.34</td> <td>44.21</td> <td>15.26</td> <td>2.00</td> <td>32.81</td> <td>0.00</td> <td>---</td> <td>---</td> <td>Peak</td> </tr> <tr> <td>3</td> <td>450.01</td> <td>23.40</td> <td>46.00</td> <td>-22.60</td> <td>30.54</td> <td>23.06</td> <td>2.86</td> <td>33.06</td> <td>0.00</td> <td>---</td> <td>---</td> <td>Peak</td> </tr> <tr> <td>4</td> <td>585.81</td> <td>26.28</td> <td>46.00</td> <td>-19.72</td> <td>29.99</td> <td>26.11</td> <td>3.27</td> <td>33.09</td> <td>0.00</td> <td>---</td> <td>---</td> <td>Peak</td> </tr> <tr> <td>5</td> <td>827.34</td> <td>38.53</td> <td>46.00</td> <td>-7.47</td> <td>38.23</td> <td>28.96</td> <td>3.88</td> <td>32.54</td> <td>0.00</td> <td>---</td> <td>---</td> <td>Peak</td> </tr> <tr> <td>6</td> <td>952.47</td> <td>31.15</td> <td>46.00</td> <td>-14.85</td> <td>27.67</td> <td>30.94</td> <td>4.16</td> <td>31.62</td> <td>0.00</td> <td>---</td> <td>---</td> <td>Peak</td> </tr> </tbody> </table>	Limit	Read	Ant	Cable	Preamp	Aux	APos	TPos	Remark	Freq	Level	Line	Level	Factor	Loss	Factor	Factor		MHz	dBuV/m	dBuV/m	dB	dBuV	dB/m	dB	dB	cm	deg	1	30.00	29.35	40.00	-10.65	37.06	24.86	0.45	33.02	0.00	---	---	Peak	2	218.18	28.66	46.00	-17.34	44.21	15.26	2.00	32.81	0.00	---	---	Peak	3	450.01	23.40	46.00	-22.60	30.54	23.06	2.86	33.06	0.00	---	---	Peak	4	585.81	26.28	46.00	-19.72	29.99	26.11	3.27	33.09	0.00	---	---	Peak	5	827.34	38.53	46.00	-7.47	38.23	28.96	3.88	32.54	0.00	---	---	Peak	6	952.47	31.15	46.00	-14.85	27.67	30.94	4.16	31.62	0.00	---	---	Peak
	Limit	Read	Ant	Cable	Preamp	Aux	APos	TPos	Remark																																																																																																																																																																																																													
Freq	Level	Line	Level	Factor	Loss	Factor	Factor																																																																																																																																																																																																															
MHz	dBuV/m	dBuV/m	dB	dBuV	dB/m	dB	dB	cm	deg																																																																																																																																																																																																													
1	30.97	21.06	40.00	-18.94	29.14	24.44	0.47	32.99	0.00	---	---	Peak																																																																																																																																																																																																										
2	302.57	35.49	46.00	-10.51	46.53	19.42	2.35	32.81	0.00	---	---	Peak																																																																																																																																																																																																										
3	386.96	25.95	46.00	-20.05	34.81	21.35	2.65	32.06	0.00	---	---	Peak																																																																																																																																																																																																										
4	635.28	26.42	46.00	-19.58	29.32	26.67	3.41	32.98	0.00	---	---	Peak																																																																																																																																																																																																										
5	782.72	29.04	46.00	-16.96	29.78	28.24	3.78	32.76	0.00	---	---	Peak																																																																																																																																																																																																										
6	948.59	31.66	46.00	-14.34	28.26	30.91	4.15	31.66	0.00	---	---	Peak																																																																																																																																																																																																										
Limit	Read	Ant	Cable	Preamp	Aux	APos	TPos	Remark																																																																																																																																																																																																														
Freq	Level	Line	Level	Factor	Loss	Factor	Factor																																																																																																																																																																																																															
MHz	dBuV/m	dBuV/m	dB	dBuV	dB/m	dB	dB	cm	deg																																																																																																																																																																																																													
1	30.00	29.35	40.00	-10.65	37.06	24.86	0.45	33.02	0.00	---	---	Peak																																																																																																																																																																																																										
2	218.18	28.66	46.00	-17.34	44.21	15.26	2.00	32.81	0.00	---	---	Peak																																																																																																																																																																																																										
3	450.01	23.40	46.00	-22.60	30.54	23.06	2.86	33.06	0.00	---	---	Peak																																																																																																																																																																																																										
4	585.81	26.28	46.00	-19.72	29.99	26.11	3.27	33.09	0.00	---	---	Peak																																																																																																																																																																																																										
5	827.34	38.53	46.00	-7.47	38.23	28.96	3.88	32.54	0.00	---	---	Peak																																																																																																																																																																																																										
6	952.47	31.15	46.00	-14.85	27.67	30.94	4.16	31.62	0.00	---	---	Peak																																																																																																																																																																																																										



Appendix D. Duty Cycle Plots

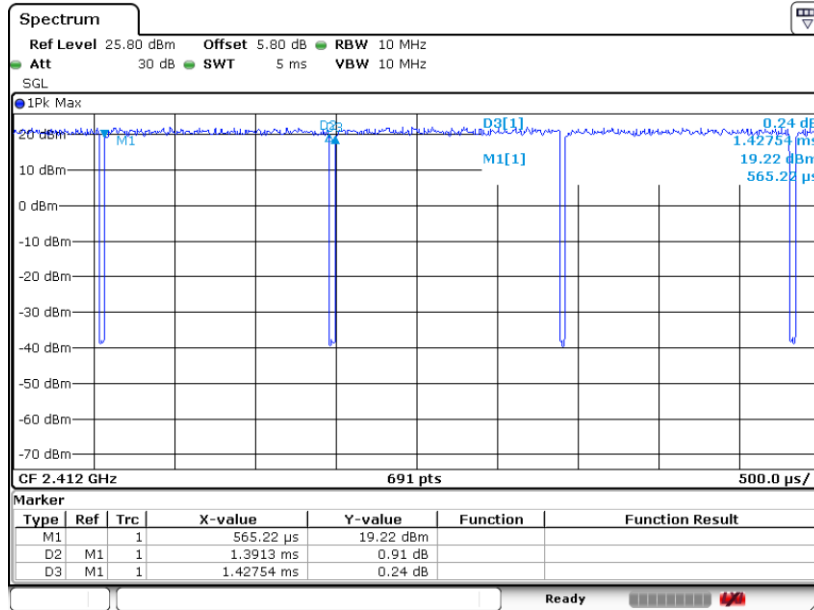
Band	Duty Cycle(%)	T(ms)	1/T(kHz)	VBW Setting
802.11b	98.07	-	-	10Hz
802.11g	97.46	1.391	0.719	0.75kHz
802.11n HT20	97.30	1.304	0.767	0.82kHz

802.11b





802.11g



802.11n HT20

