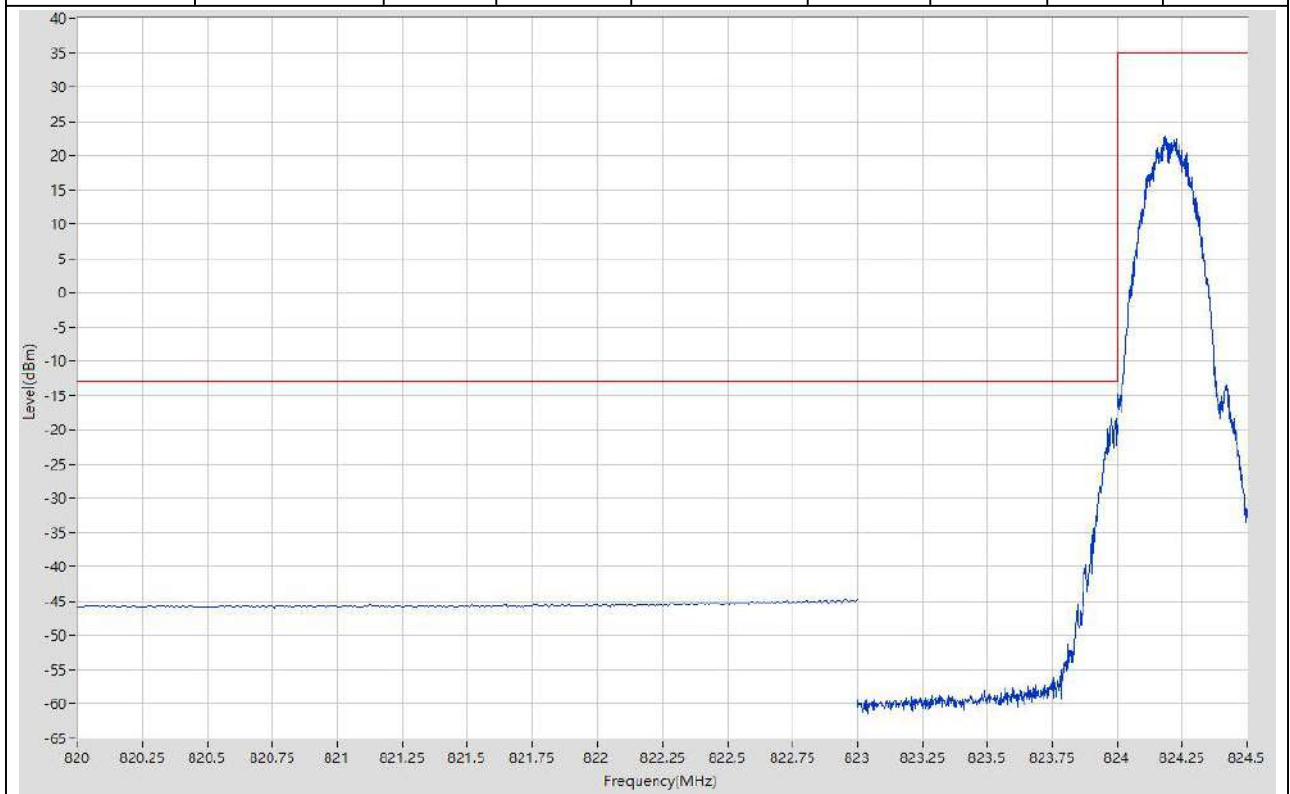


Annex A.5 Band Edge

1. GSM_GSM850

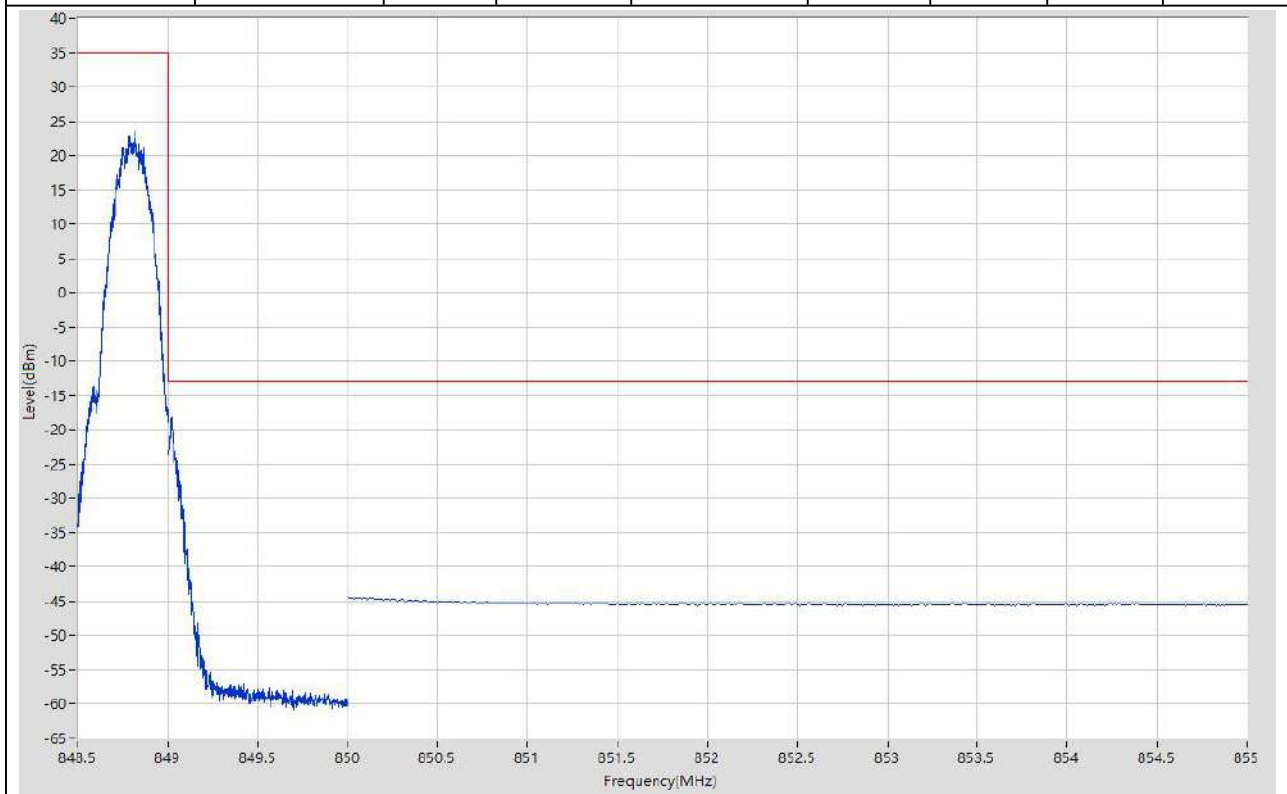
1.1. GSM Band Edge_Part22-24(NTNV)(Channel:128)

Start Frequency (MHz)	Stop Frequency (MHz)	RBW (MHz)	Detector	Frequency (MHz)	Power (dBm)	Limit (dBm)	Verdict	Sweep Point
820	823	0.1	RMS	823	-44.72	-13	Pass	401
823	824	0.003	RMS	823.995	-18.29	-13	Pass	401
824	824.5	0.01	RMS	824.186	22.88	35	Pass	401



1.2. GSM Band Edge_Part22-24(NTNV)(Channel:251)

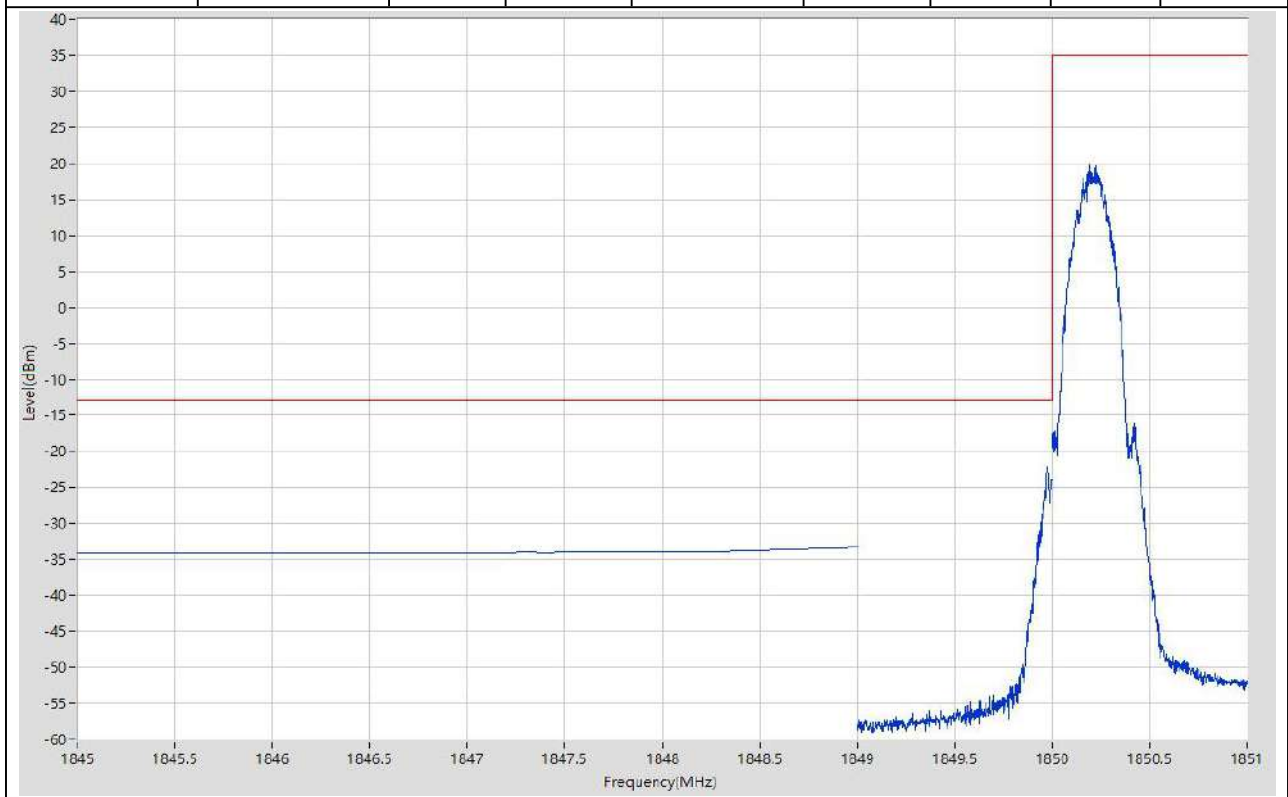
Start Frequency (MHz)	Stop Frequency (MHz)	RBW (MHz)	Detector	Frequency (MHz)	Power (dBm)	Limit (dBm)	Verdict	Sweep Point
848.5	849	0.01	RMS	848.819	23.52	35	Pass	401
849	850	0.003	RMS	849.02	-18.23	-13	Pass	401
850	855	0.1	RMS	850	-44.26	-13	Pass	401



2. GSM_PCS

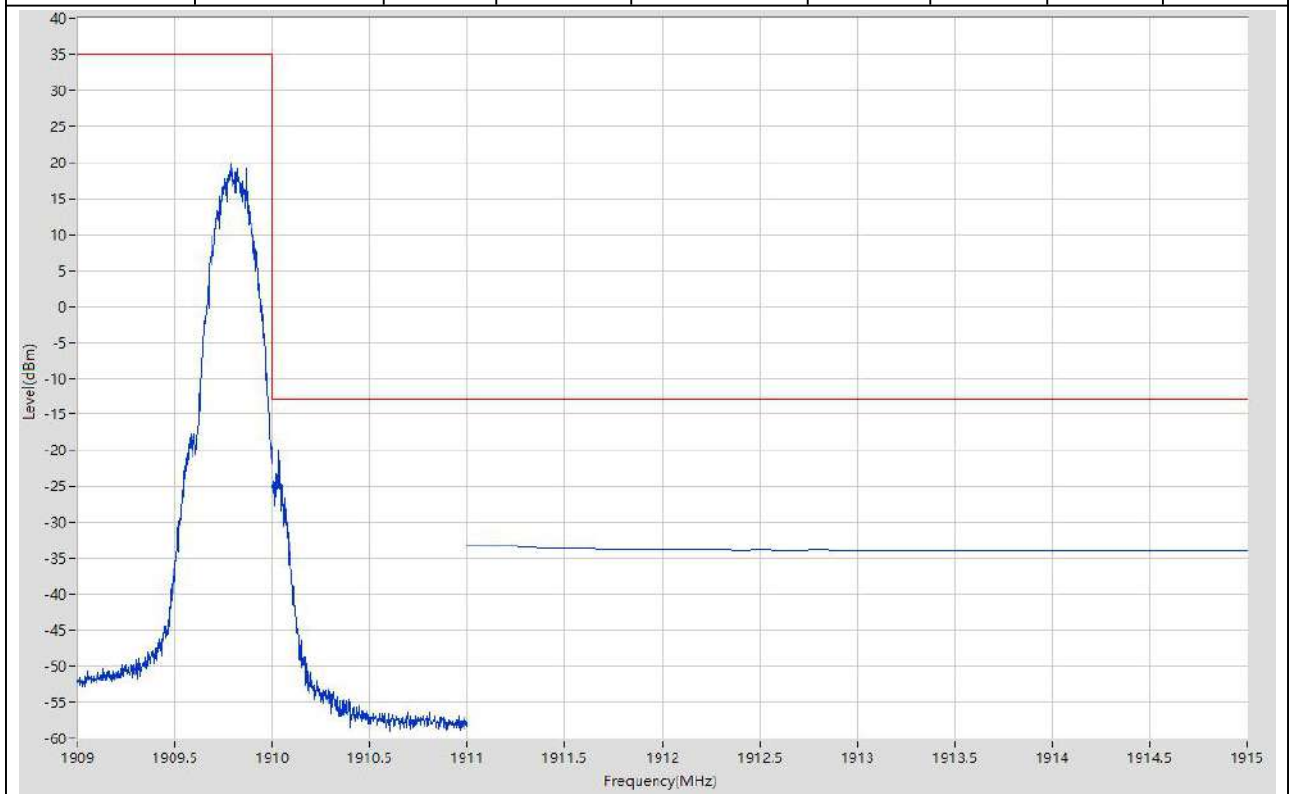
2.1. GSM Band Edge_Part22-24(NTNV)(Channel:512)

Start Frequency (MHz)	Stop Frequency (MHz)	RBW (MHz)	Detector	Frequency (MHz)	Power (dBm)	Limit (dBm)	Verdict	Sweep Point
1845	1849	1	RMS	1849	-33.23	-13	Pass	41
1849	1850	0.003	RMS	1849.975	-22.05	-13	Pass	401
1850	1851	0.01	RMS	1850.19	19.83	35	Pass	401



2.2. GSM Band Edge_Part22-24(NTNV)(Channel:810)

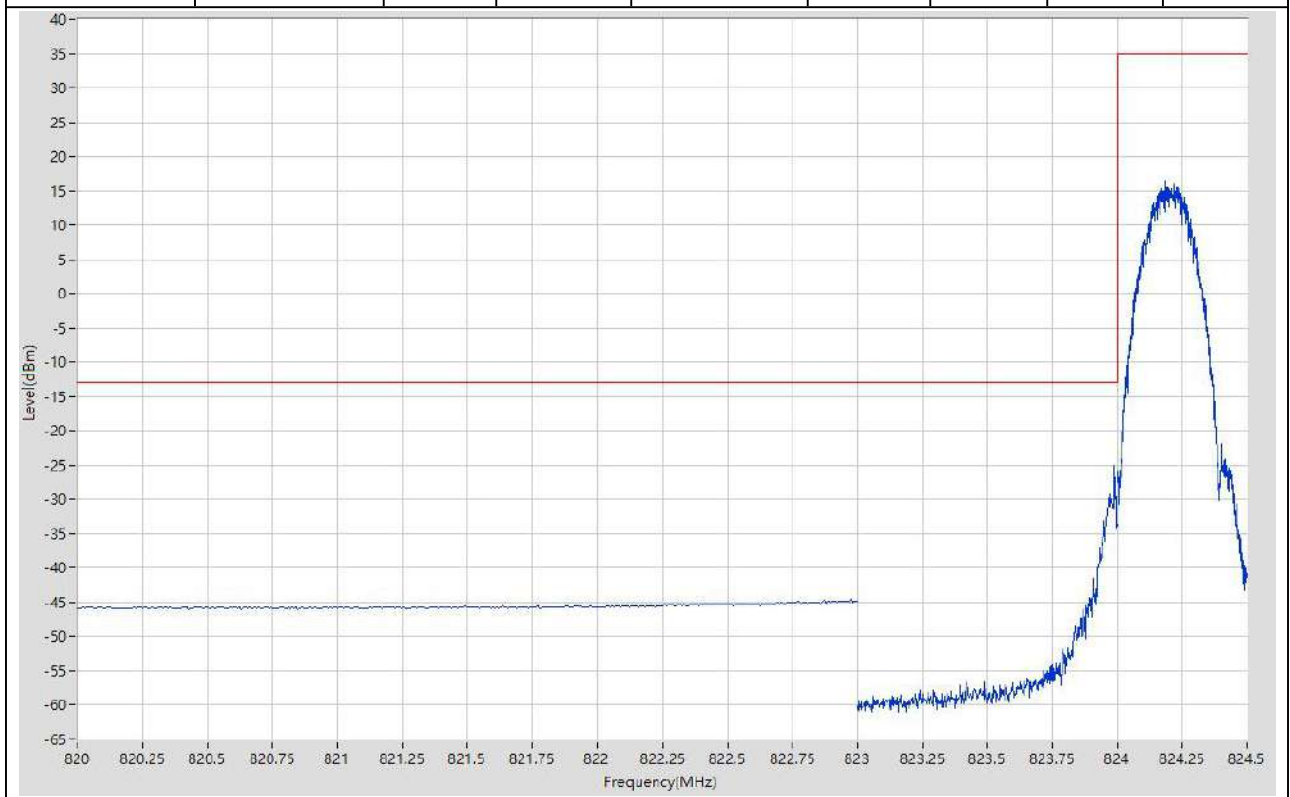
Start Frequency (MHz)	Stop Frequency (MHz)	RBW (MHz)	Detector	Frequency (MHz)	Power (dBm)	Limit (dBm)	Verdict	Sweep Point
1909	1910	0.01	RMS	1909.785	19.74	35	Pass	401
1910	1911	0.003	RMS	1910.033	-19.86	-13	Pass	401
1911	1915	1	RMS	1911	-33.07	-13	Pass	41



3. EGPRS_GSM850

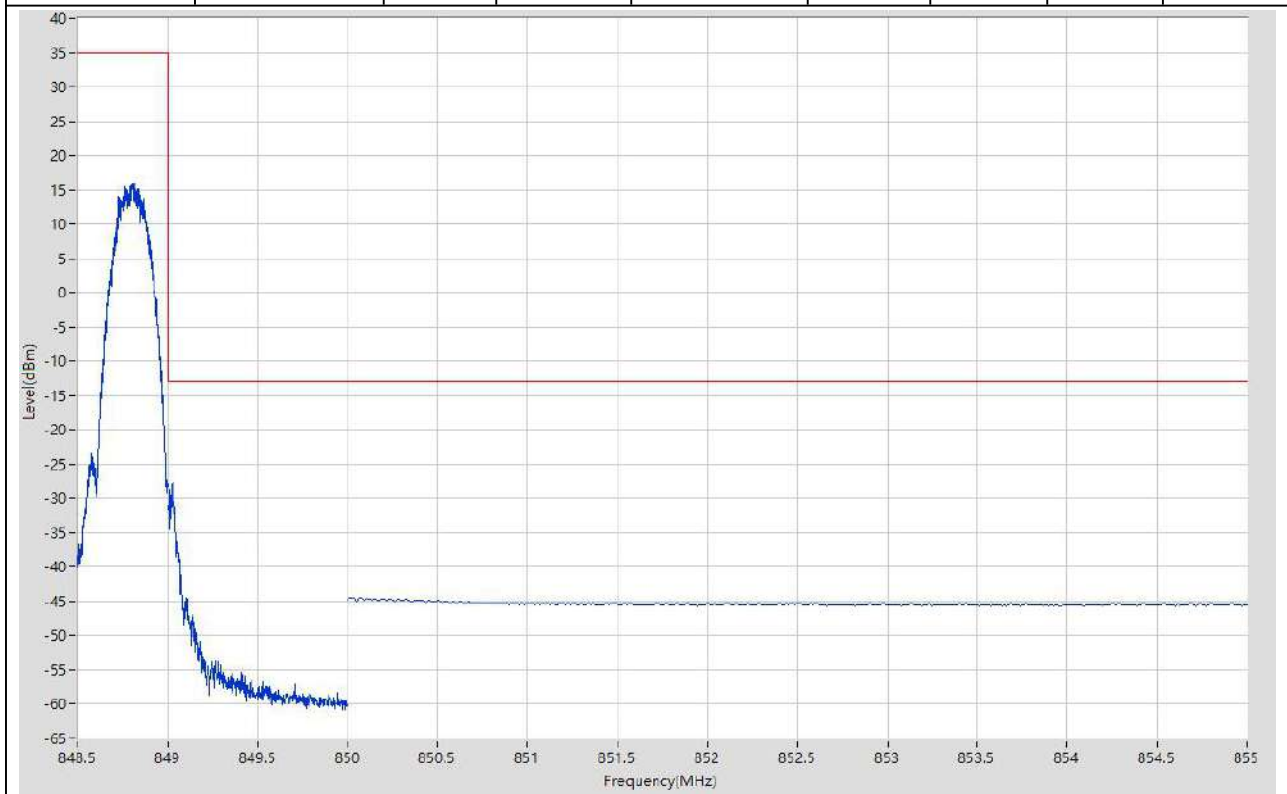
3.1. EGPRS Band Edge_Part22-24(NTNV)(Channel:128)

Start Frequency (MHz)	Stop Frequency (MHz)	RBW (MHz)	Detector	Frequency (MHz)	Power (dBm)	Limit (dBm)	Verdict	Sweep Point
820	823	0.1	RMS	822.978	-44.49	-13	Pass	401
823	824	0.003	RMS	823.988	-25	-13	Pass	401
824	824.5	0.01	RMS	824.184	16.52	35	Pass	401



3.2. EGPRS Band Edge_Part22-24(NTNV)(Channel:251)

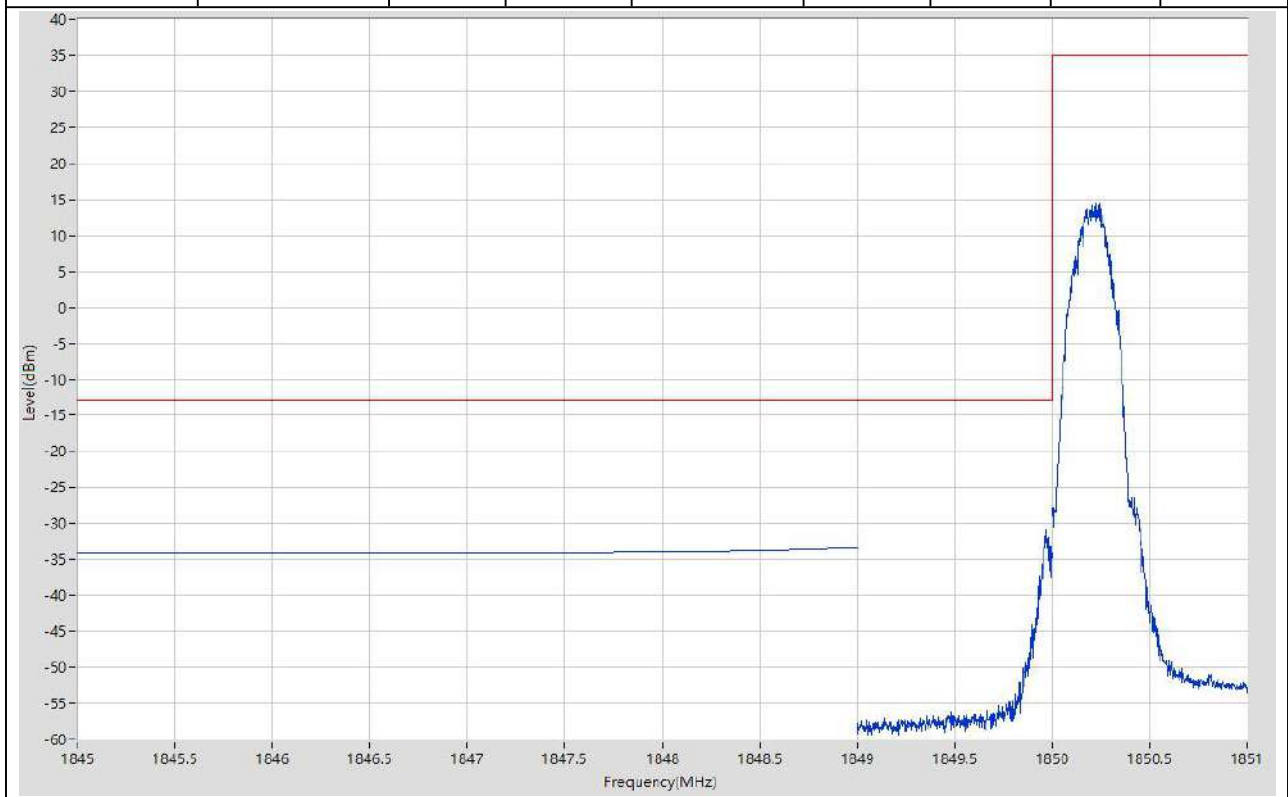
Start Frequency (MHz)	Stop Frequency (MHz)	RBW (MHz)	Detector	Frequency (MHz)	Power (dBm)	Limit (dBm)	Verdict	Sweep Point
848.5	849	0.01	RMS	848.819	15.98	35	Pass	401
849	850	0.003	RMS	849.025	-27.68	-13	Pass	401
850	855	0.1	RMS	850.075	-44.43	-13	Pass	401



4. EGPRS_PCS

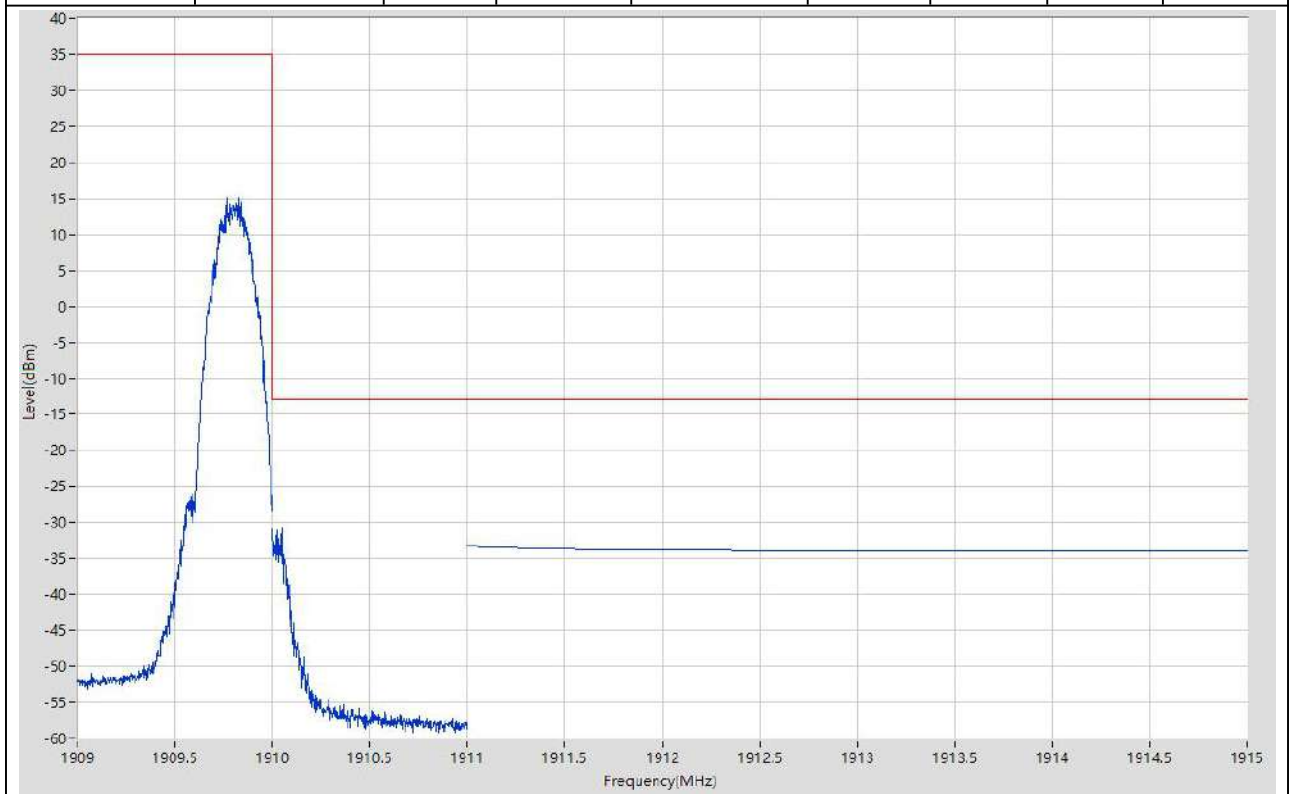
4.1. EGPRS Band Edge_Part22-24(NTNV)(Channel:512)

Start Frequency (MHz)	Stop Frequency (MHz)	RBW (MHz)	Detector	Frequency (MHz)	Power (dBm)	Limit (dBm)	Verdict	Sweep Point
1845	1849	1	RMS	1849	-33.41	-13	Pass	41
1849	1850	0.003	RMS	1849.973	-30.91	-13	Pass	401
1850	1851	0.01	RMS	1850.24	14.41	35	Pass	401



4.2. EGPRS Band Edge_Part22-24(NTNV)(Channel:810)

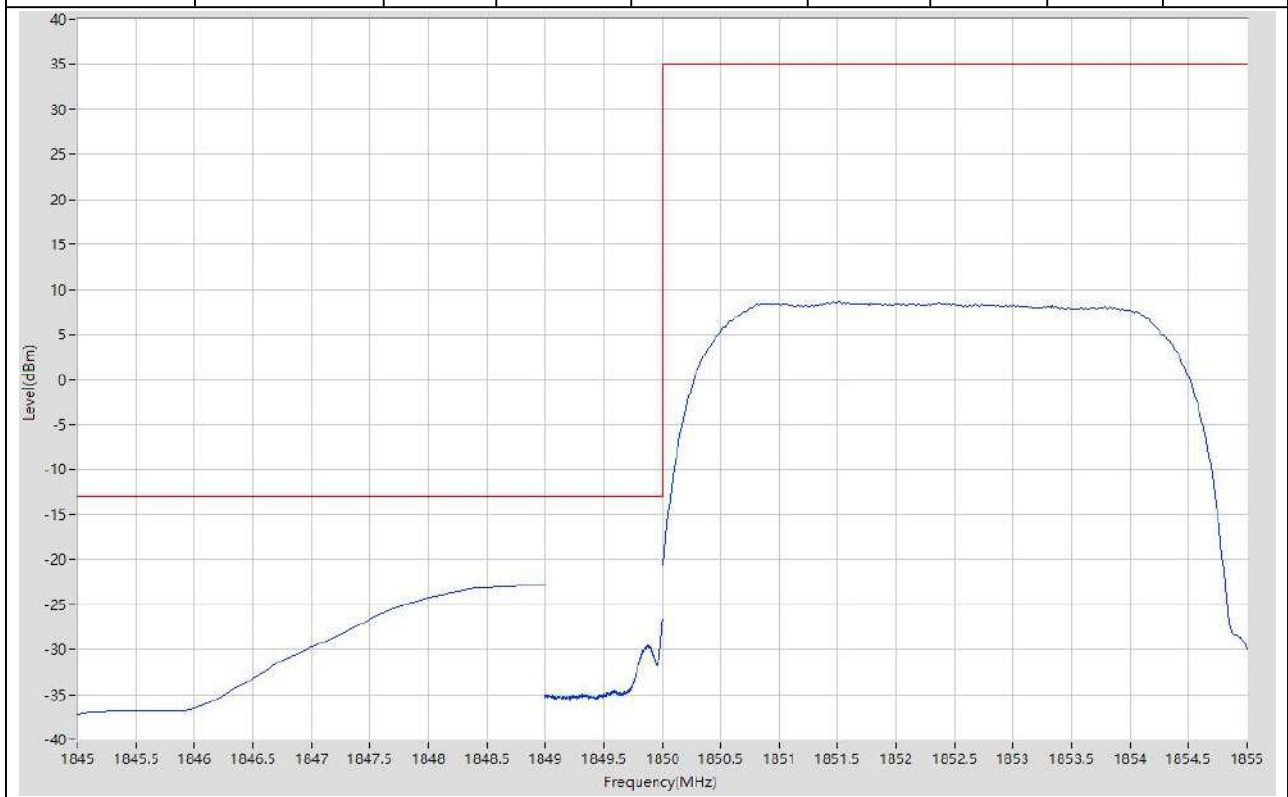
Start Frequency (MHz)	Stop Frequency (MHz)	RBW (MHz)	Detector	Frequency (MHz)	Power (dBm)	Limit (dBm)	Verdict	Sweep Point
1909	1910	0.01	RMS	1909.765	15.07	35	Pass	401
1910	1911	0.003	RMS	1910.048	-30.71	-13	Pass	401
1911	1915	1	RMS	1911	-33.24	-13	Pass	41



5. WCDMA_Band2

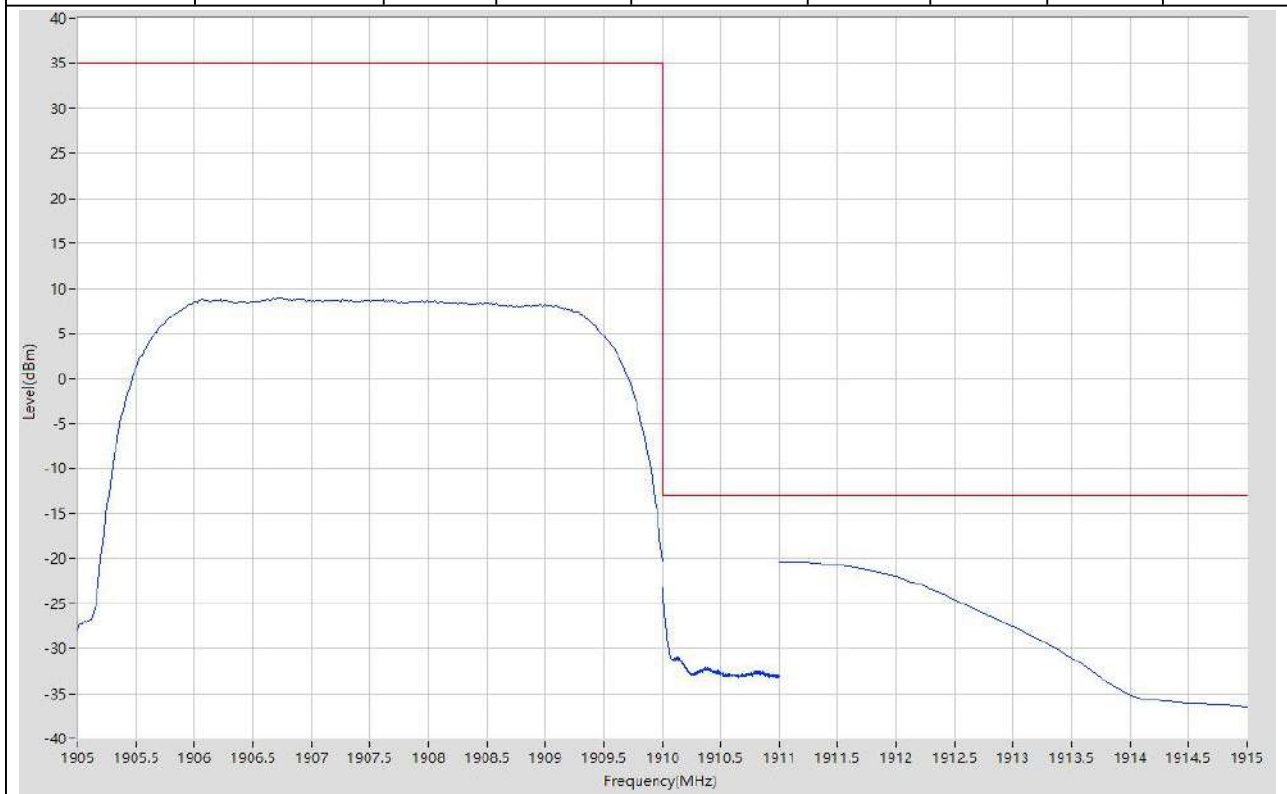
5.1. WCDMA Band Edge_Part22-24-27(NTNV)(Channel:9262)

Start Frequency (MHz)	Stop Frequency (MHz)	RBW (MHz)	Detector	Frequency (MHz)	Power (dBm)	Limit (dBm)	Verdict	Sweep Point
1845	1849	1	RMS	1849	-22.71	-13	Pass	41
1849	1850	0.051	RMS	1850	-26.65	-13	Pass	401
1850	1855	0.1	RMS	1851.513	8.64	35	Pass	401



5.2. WCDMA Band Edge_Part22-24-27(NTNV)(Channel:9538)

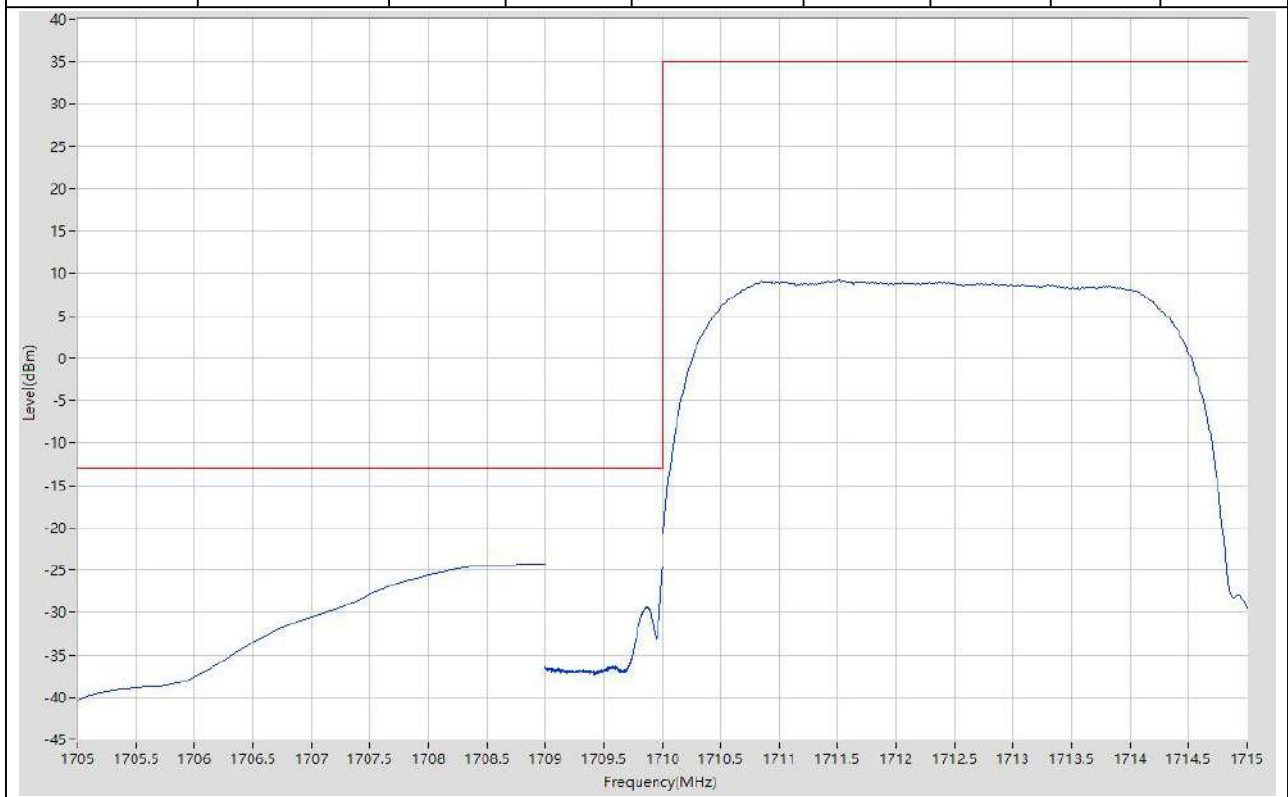
Start Frequency (MHz)	Stop Frequency (MHz)	RBW (MHz)	Detector	Frequency (MHz)	Power (dBm)	Limit (dBm)	Verdict	Sweep Point
1905	1910	0.1	RMS	1906.675	8.9	35	Pass	401
1910	1911	0.051	RMS	1910	-23.32	-13	Pass	401
1911	1915	1	RMS	1911	-20.36	-13	Pass	41



6. WCDMA_Band4

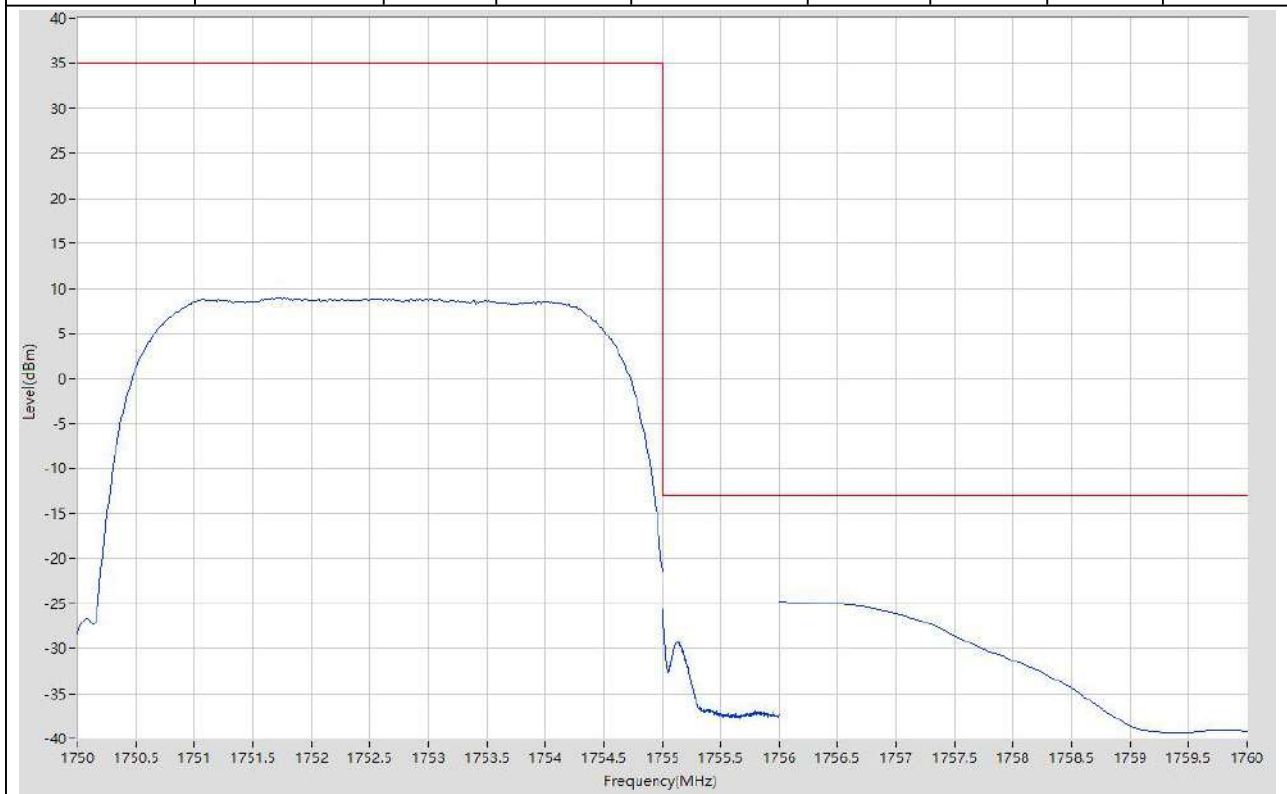
6.1. WCDMA Band Edge_Part22-24-27(NTNV)(Channel:1312)

Start Frequency (MHz)	Stop Frequency (MHz)	RBW (MHz)	Detector	Frequency (MHz)	Power (dBm)	Limit (dBm)	Verdict	Sweep Point
1705	1709	1	RMS	1709	-24.24	-13	Pass	41
1709	1710	0.051	RMS	1710	-24.76	-13	Pass	401
1710	1715	0.1	RMS	1711.513	9.16	35	Pass	401



6.2. WCDMA Band Edge_Part22-24-27(NTNV)(Channel:1513)

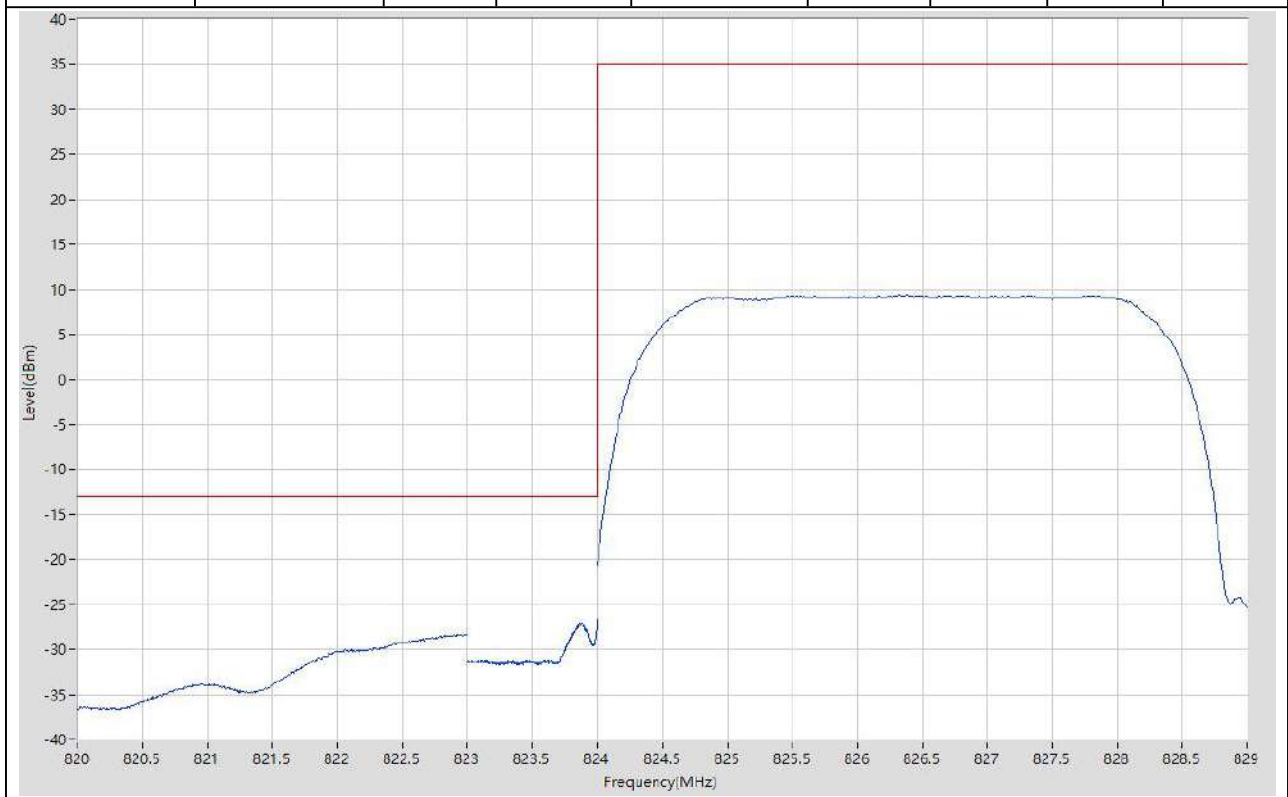
Start Frequency (MHz)	Stop Frequency (MHz)	RBW (MHz)	Detector	Frequency (MHz)	Power (dBm)	Limit (dBm)	Verdict	Sweep Point
1750	1755	0.1	RMS	1751.663	8.89	35	Pass	401
1755	1756	0.051	RMS	1755	-25.66	-13	Pass	401
1756	1760	1	RMS	1756	-24.8	-13	Pass	41



7. WCDMA_Band5

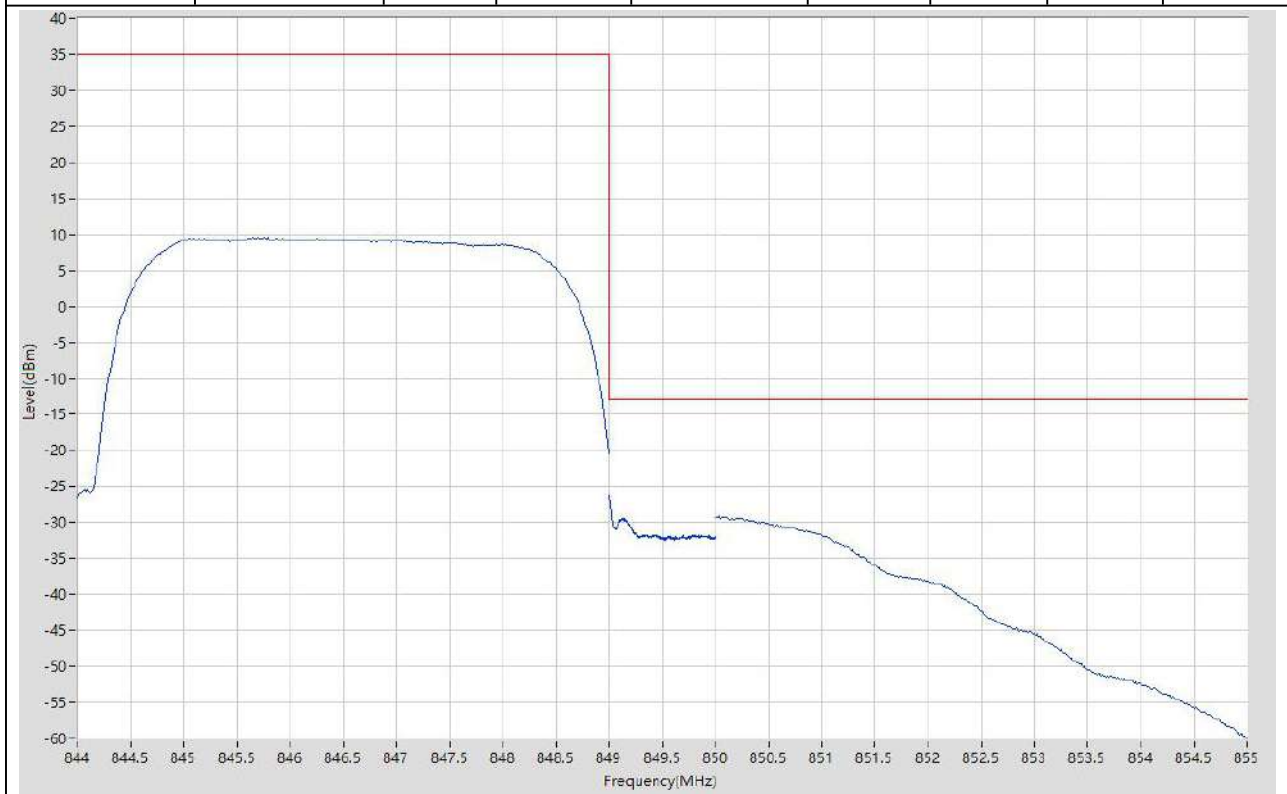
7.1. WCDMA Band Edge_Part22-24-27(NTNV)(Channel:4132)

Start Frequency (MHz)	Stop Frequency (MHz)	RBW (MHz)	Detector	Frequency (MHz)	Power (dBm)	Limit (dBm)	Verdict	Sweep Point
820	823	0.1	RMS	822.948	-28.35	-13	Pass	401
823	824	0.051	RMS	824	-26.68	-13	Pass	401
824	829	0.1	RMS	826.325	9.37	35	Pass	401



7.2. WCDMA Band Edge_Part22-24-27(NTNV)(Channel:4233)

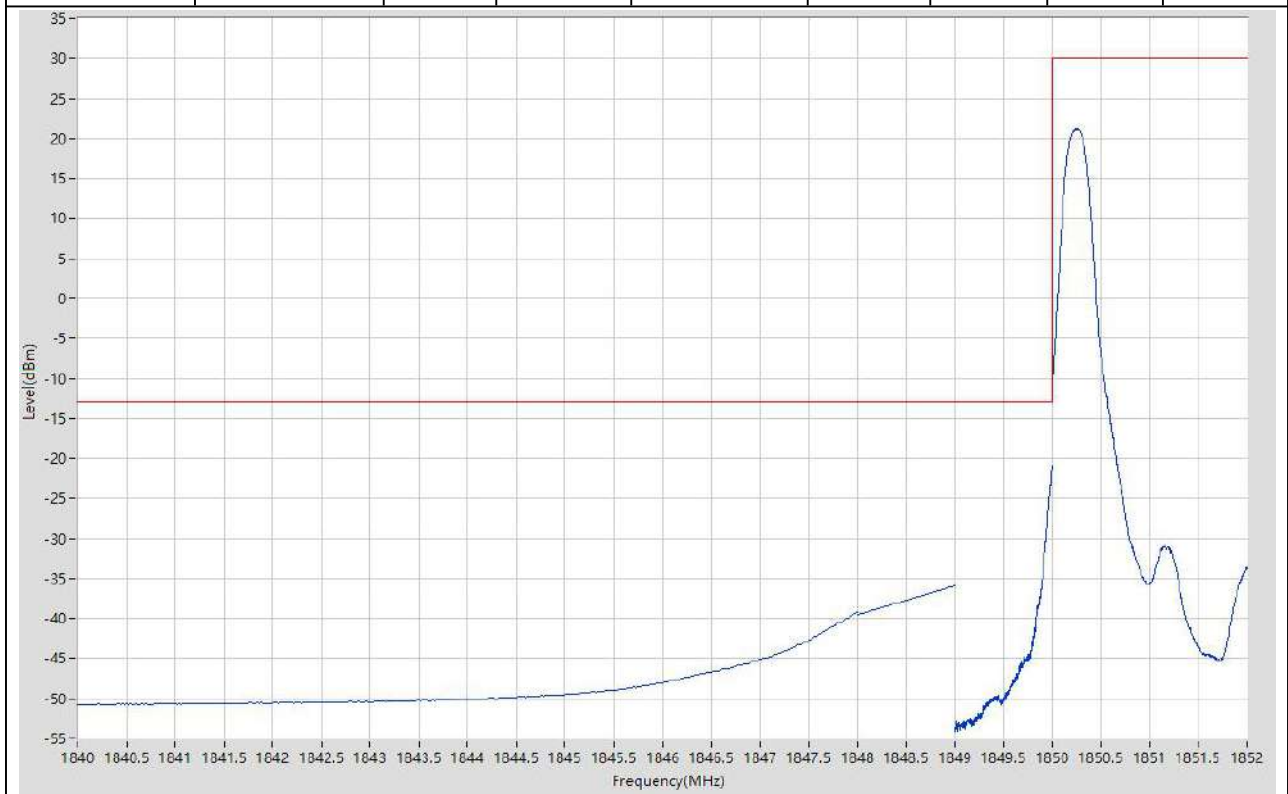
Start Frequency (MHz)	Stop Frequency (MHz)	RBW (MHz)	Detector	Frequency (MHz)	Power (dBm)	Limit (dBm)	Verdict	Sweep Point
844	849	0.1	RMS	845.7	9.59	35	Pass	401
849	850	0.051	RMS	849	-26.2	-13	Pass	401
850	855	0.1	RMS	850.038	-29.17	-13	Pass	401



8. LTE_Band2

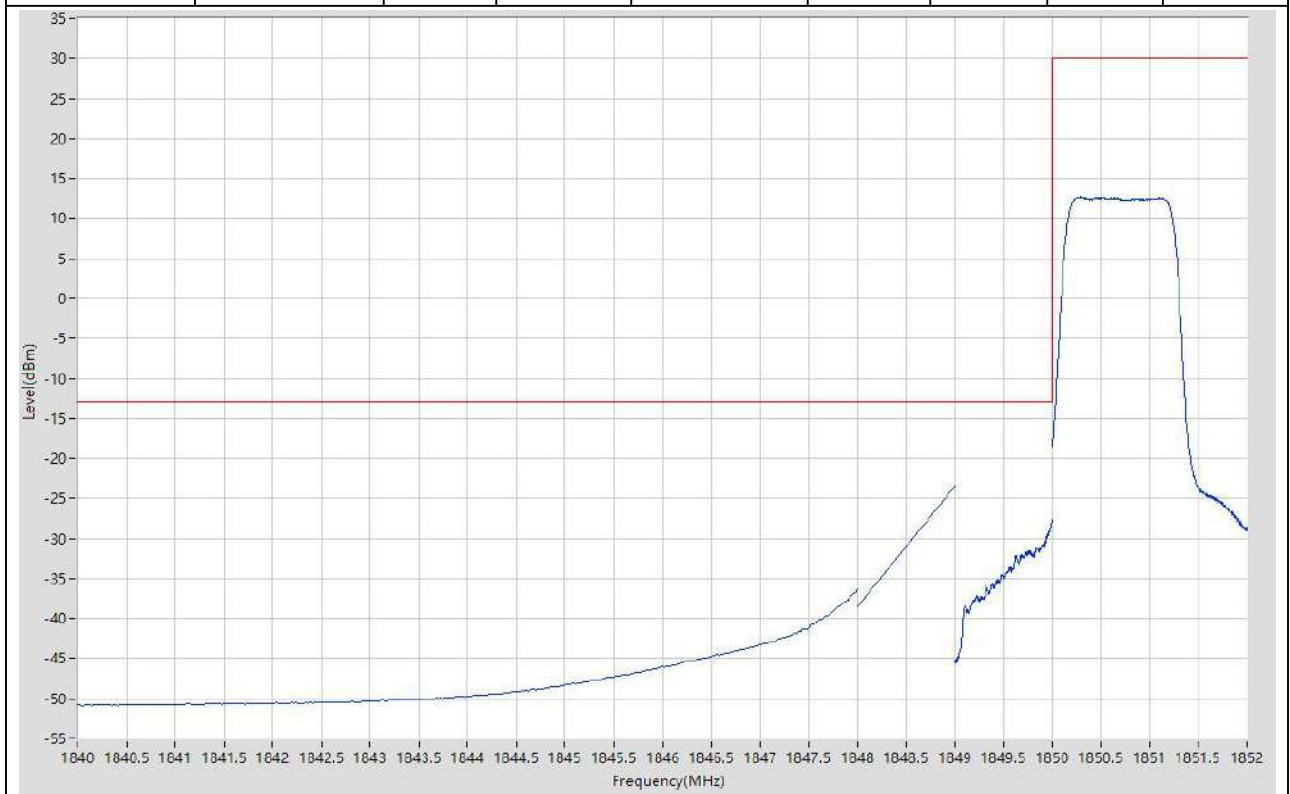
8.1. LTE Band Edge_Part22-24-27(NTNV)(Subtest:1, Channel:18607, Bandwidth:1.4, Modulation:QPSK, RB Number: 1, RB Position:LOW)

Start Frequency (MHz)	Stop Frequency (MHz)	RBW (MHz)	Detector	Frequency (MHz)	Power (dBm)	Limit (dBm)	Verdict	Sweep Point
1840	1848	1	RMS	1848	-39.25	-13	Pass	401
1848	1849	1	RMS	1849	-35.91	-13	Pass	2
1849	1850	0.02	RMS	1850	-20.95	-13	Pass	401
1850	1852	0.1	RMS	1850.25	21.14	30	Pass	401



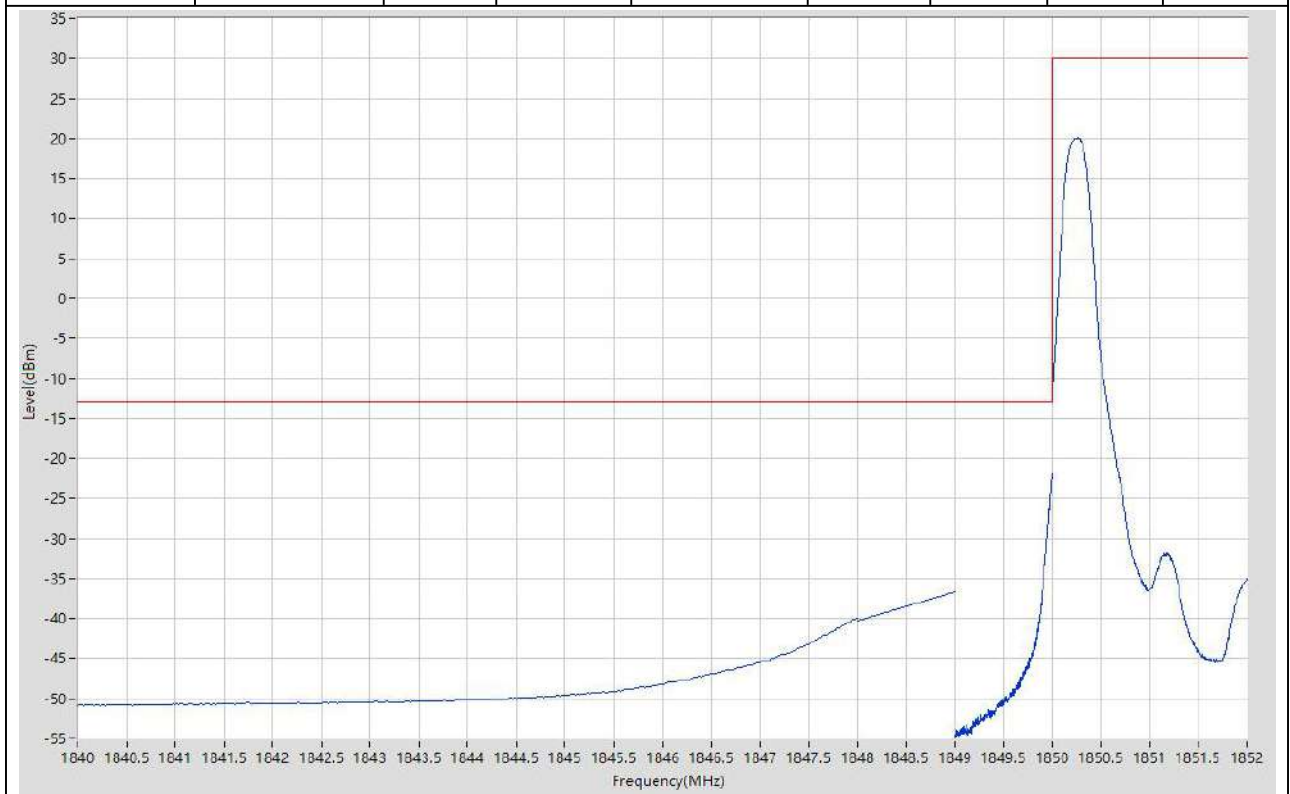
8.2. LTE Band Edge_Part22-24-27(NTNV)(Subtest:2, Channel:18607, Bandwidth:1.4, Modulation:QPSK, RB Number: 6, RB Position:LOW)

Start Frequency (MHz)	Stop Frequency (MHz)	RBW (MHz)	Detector	Frequency (MHz)	Power (dBm)	Limit (dBm)	Verdict	Sweep Point
1840	1848	1	RMS	1848	-36.32	-13	Pass	401
1848	1849	1	RMS	1849	-23.41	-13	Pass	2
1849	1850	0.02	RMS	1850	-27.71	-13	Pass	401
1850	1852	0.1	RMS	1850.29	12.71	30	Pass	401



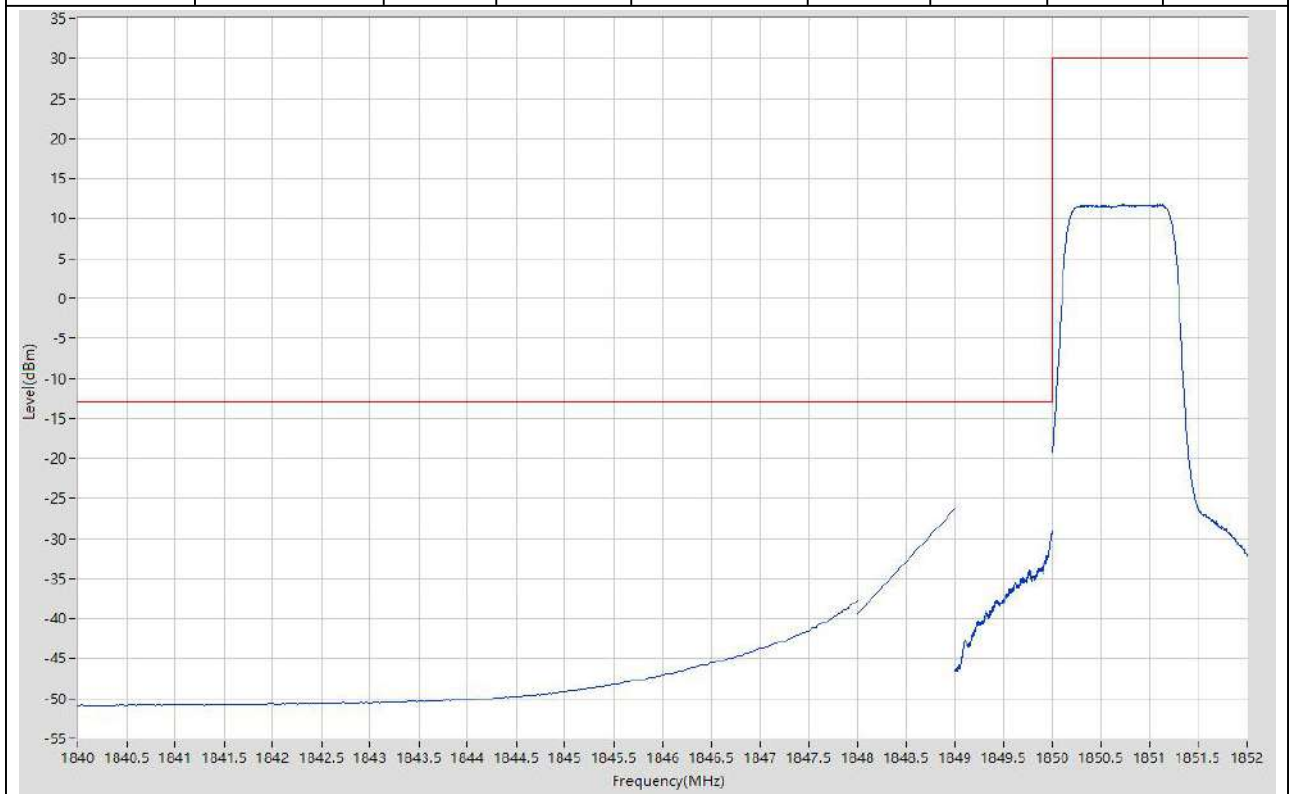
8.3. LTE Band Edge_Part22-24-27(NTNV)(Subtest:3, Channel:18607, Bandwidth:1.4, Modulation:Q16, RB Number: 1, RB Position:LOW)

Start Frequency (MHz)	Stop Frequency (MHz)	RBW (MHz)	Detector	Frequency (MHz)	Power (dBm)	Limit (dBm)	Verdict	Sweep Point
1840	1848	1	RMS	1848	-39.93	-13	Pass	401
1848	1849	1	RMS	1849	-36.63	-13	Pass	2
1849	1850	0.02	RMS	1850	-21.88	-13	Pass	401
1850	1852	0.1	RMS	1850.26	20.08	30	Pass	401



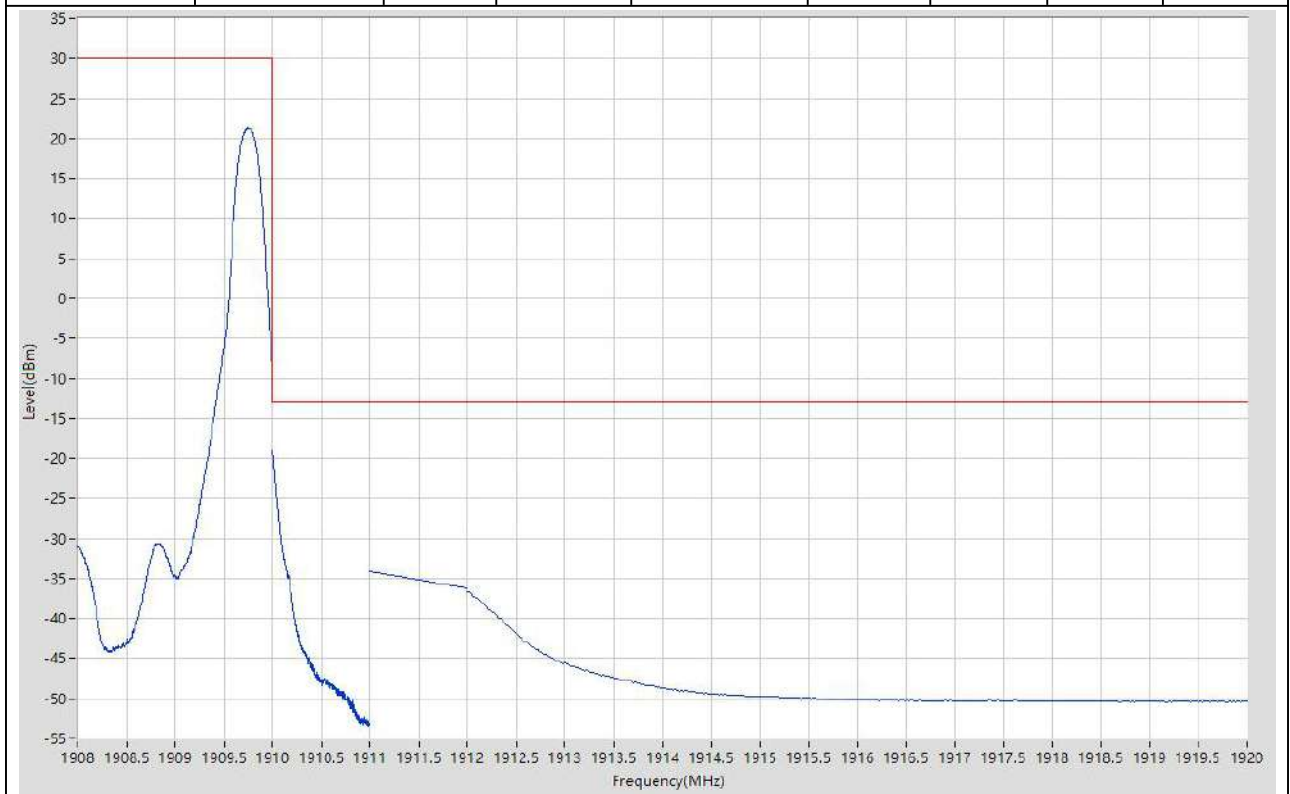
8.4. LTE Band Edge_Part22-24-27(NTNV)(Subtest:4, Channel:18607, Bandwidth:1.4, Modulation:Q16, RB Number: 6, RB Position:LOW)

Start Frequency (MHz)	Stop Frequency (MHz)	RBW (MHz)	Detector	Frequency (MHz)	Power (dBm)	Limit (dBm)	Verdict	Sweep Point
1840	1848	1	RMS	1848	-37.75	-13	Pass	401
1848	1849	1	RMS	1849	-26.32	-13	Pass	2
1849	1850	0.02	RMS	1850	-29.23	-13	Pass	401
1850	1852	0.1	RMS	1851.115	11.74	30	Pass	401



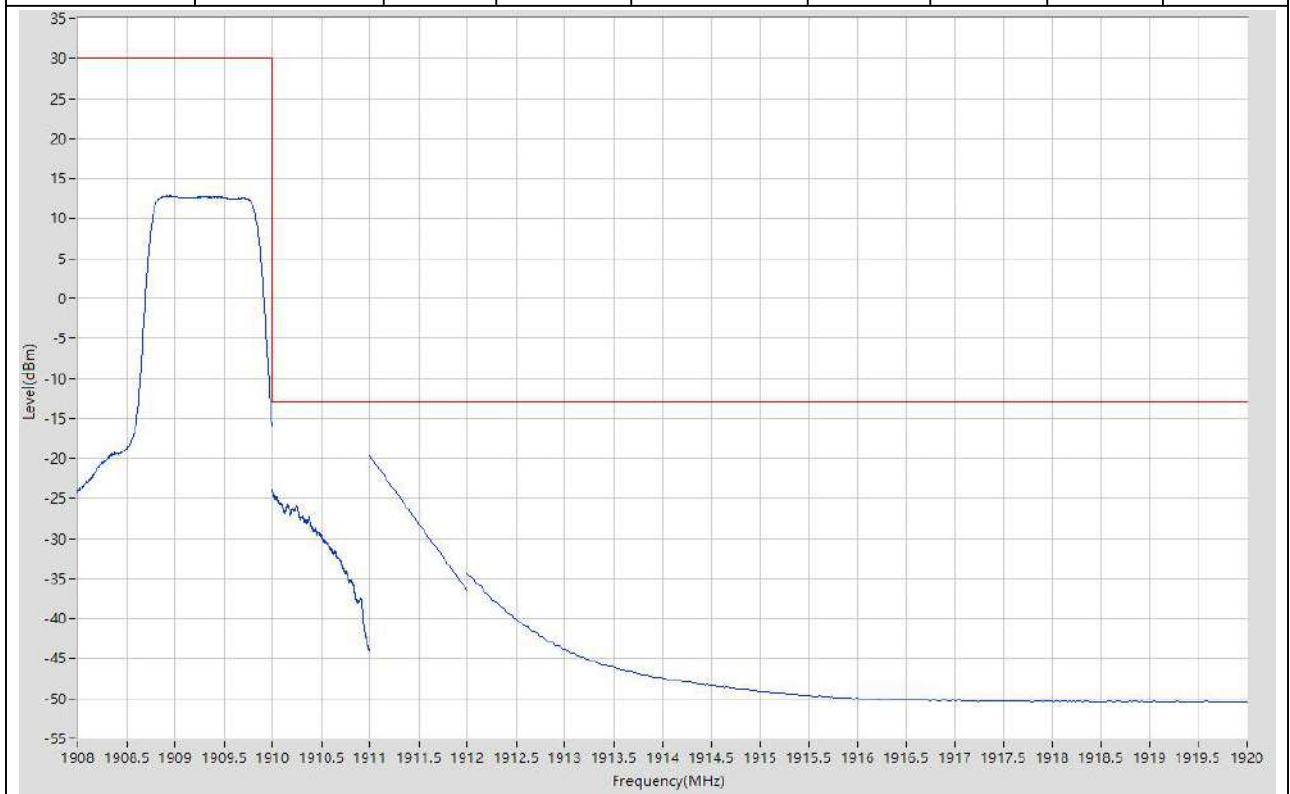
8.5. LTE Band Edge_Part22-24-27(NTNV)(Subtest:5, Channel:19193, Bandwidth:1.4, Modulation:QPSK, RB Number: 1, RB Position:HIGH)

Start Frequency (MHz)	Stop Frequency (MHz)	RBW (MHz)	Detector	Frequency (MHz)	Power (dBm)	Limit (dBm)	Verdict	Sweep Point
1908	1910	0.1	RMS	1909.745	21.28	30	Pass	401
1910	1911	0.02	RMS	1910	-18.94	-13	Pass	401
1911	1912	1	RMS	1911	-34.1	-13	Pass	2
1912	1920	1	RMS	1912	-36.63	-13	Pass	401



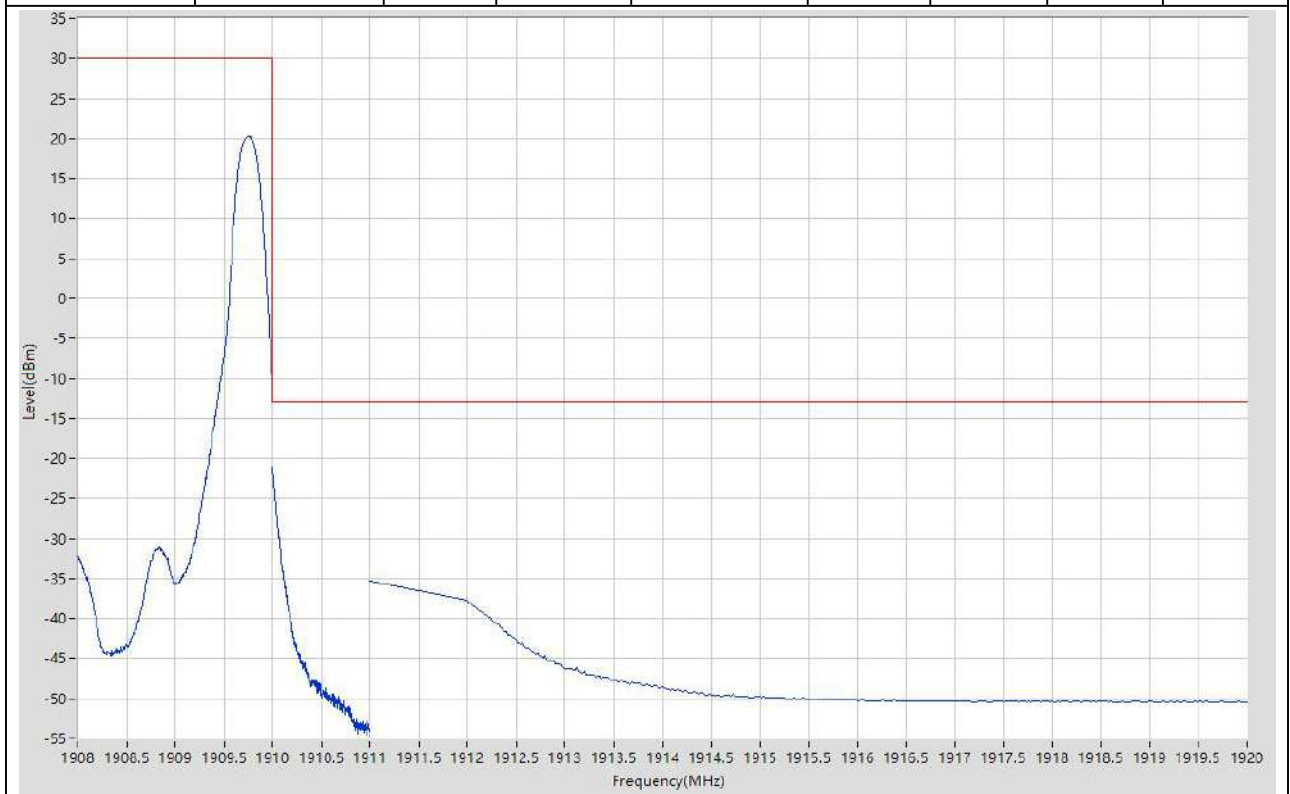
8.6. LTE Band Edge_Part22-24-27(NTNV)(Subtest:6, Channel:19193, Bandwidth:1.4, Modulation:QPSK, RB Number: 6, RB Position:HIGH)

Start Frequency (MHz)	Stop Frequency (MHz)	RBW (MHz)	Detector	Frequency (MHz)	Power (dBm)	Limit (dBm)	Verdict	Sweep Point
1908	1910	0.1	RMS	1908.955	12.85	30	Pass	401
1910	1911	0.02	RMS	1910	-23.95	-13	Pass	401
1911	1912	1	RMS	1911	-19.71	-13	Pass	2
1912	1920	1	RMS	1912	-34.37	-13	Pass	401



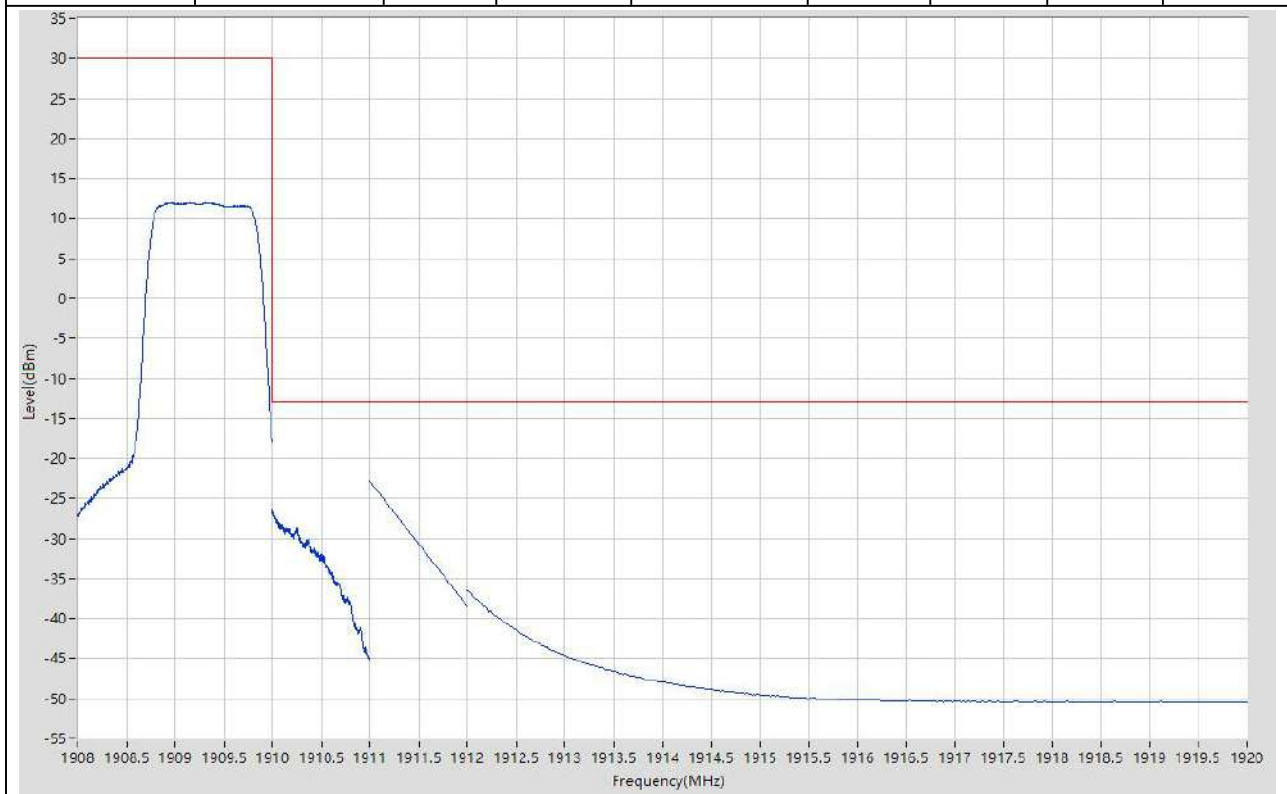
8.7. LTE Band Edge_Part22-24-27(NTNV)(Subtest:7, Channel:19193, Bandwidth:1.4, Modulation:Q16, RB Number: 1, RB Position:HIGH)

Start Frequency (MHz)	Stop Frequency (MHz)	RBW (MHz)	Detector	Frequency (MHz)	Power (dBm)	Limit (dBm)	Verdict	Sweep Point
1908	1910	0.1	RMS	1909.75	20.28	30	Pass	401
1910	1911	0.02	RMS	1910	-21.1	-13	Pass	401
1911	1912	1	RMS	1911	-35.26	-13	Pass	2
1912	1920	1	RMS	1912	-37.72	-13	Pass	401



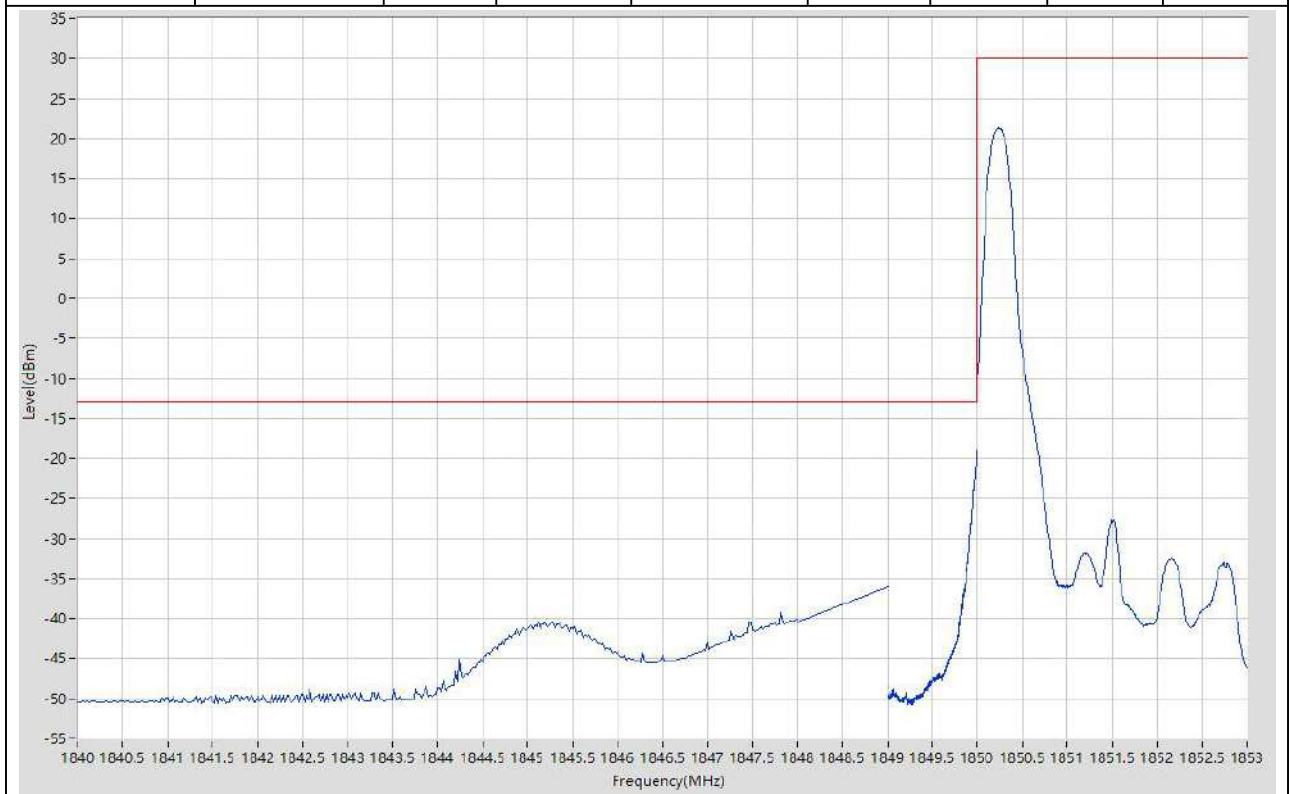
8.8. LTE Band Edge_Part22-24-27(NTNV)(Subtest:8, Channel:19193, Bandwidth:1.4, Modulation:Q16, RB Number: 6, RB Position:HIGH)

Start Frequency (MHz)	Stop Frequency (MHz)	RBW (MHz)	Detector	Frequency (MHz)	Power (dBm)	Limit (dBm)	Verdict	Sweep Point
1908	1910	0.1	RMS	1908.98	11.95	30	Pass	401
1910	1911	0.02	RMS	1910.003	-26.49	-13	Pass	401
1911	1912	1	RMS	1911	-22.78	-13	Pass	2
1912	1920	1	RMS	1912	-36.48	-13	Pass	401



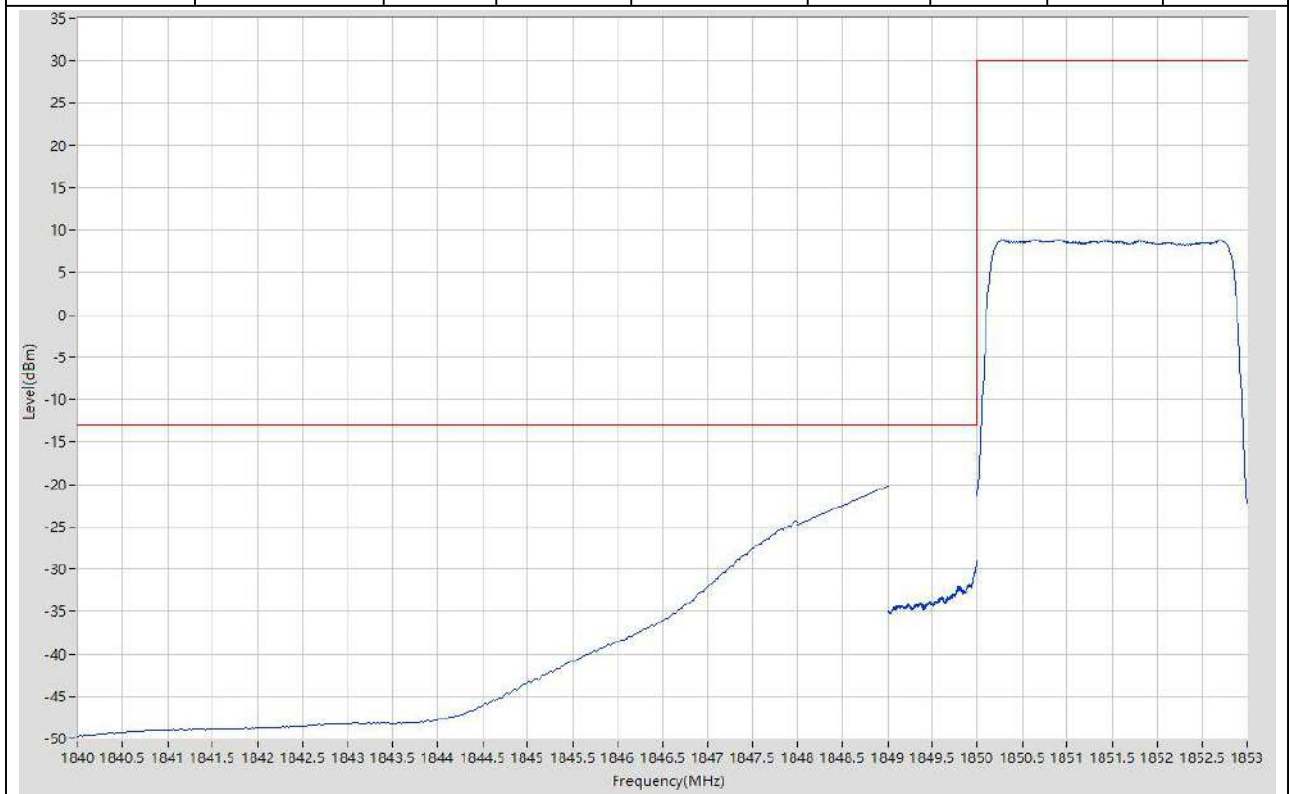
8.9. LTE Band Edge_Part22-24-27(NTNV)(Subtest:9, Channel:18615, Bandwidth:3, Modulation:QPSK, RB Number: 1, RB Position:LOW)

Start Frequency (MHz)	Stop Frequency (MHz)	RBW (MHz)	Detector	Frequency (MHz)	Power (dBm)	Limit (dBm)	Verdict	Sweep Point
1840	1848	1	RMS	1847.82	-39.27	-13	Pass	401
1848	1849	1	RMS	1849	-36.02	-13	Pass	2
1849	1850	0.03	RMS	1850	-18.99	-13	Pass	401
1850	1853	0.1	RMS	1850.233	21.26	30	Pass	401



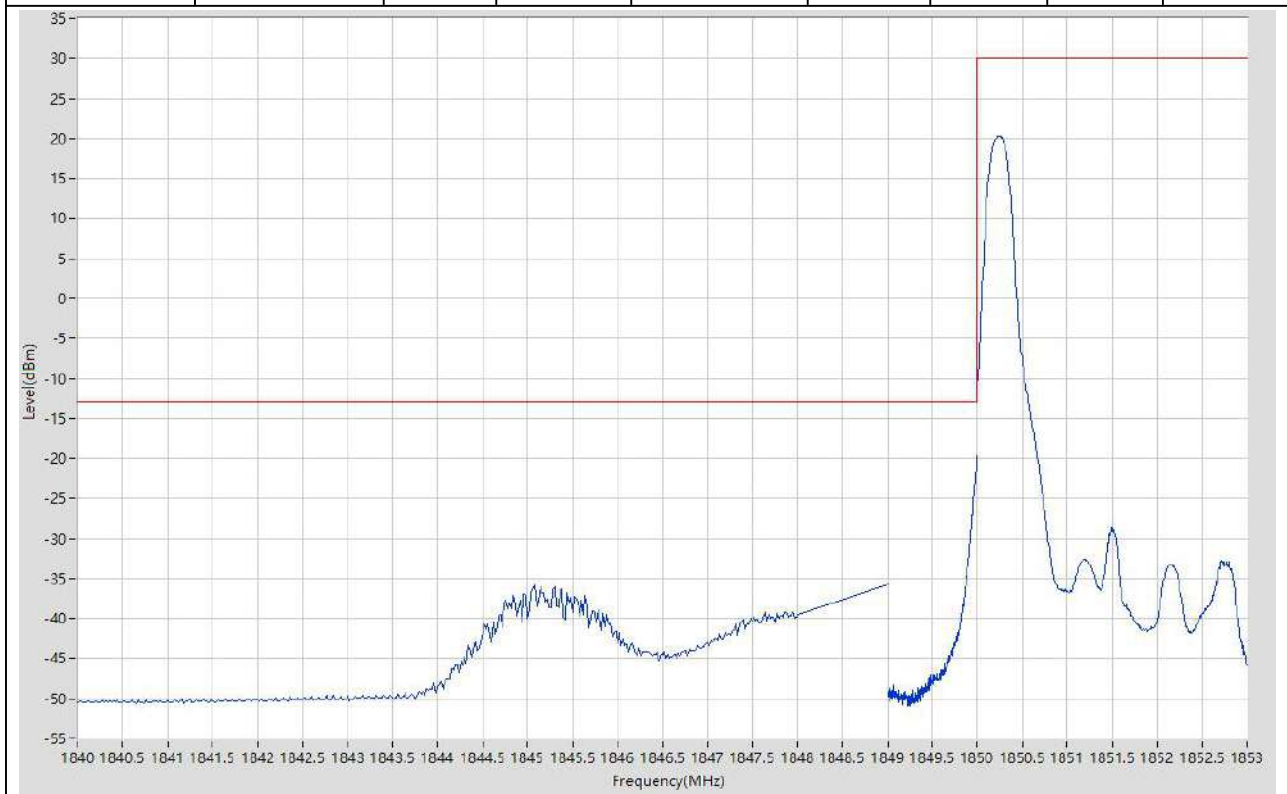
8.10. LTE Band Edge_Part22-24-27(NTNV)(Subtest:10, Channel:18615, Bandwidth:3, Modulation:QPSK, RB Number: 15, RB Position:LOW)

Start Frequency (MHz)	Stop Frequency (MHz)	RBW (MHz)	Detector	Frequency (MHz)	Power (dBm)	Limit (dBm)	Verdict	Sweep Point
1840	1848	1	RMS	1847.98	-24.38	-13	Pass	401
1848	1849	1	RMS	1849	-20.22	-13	Pass	2
1849	1850	0.03	RMS	1850	-28.98	-13	Pass	401
1850	1853	0.1	RMS	1850.293	8.88	30	Pass	401



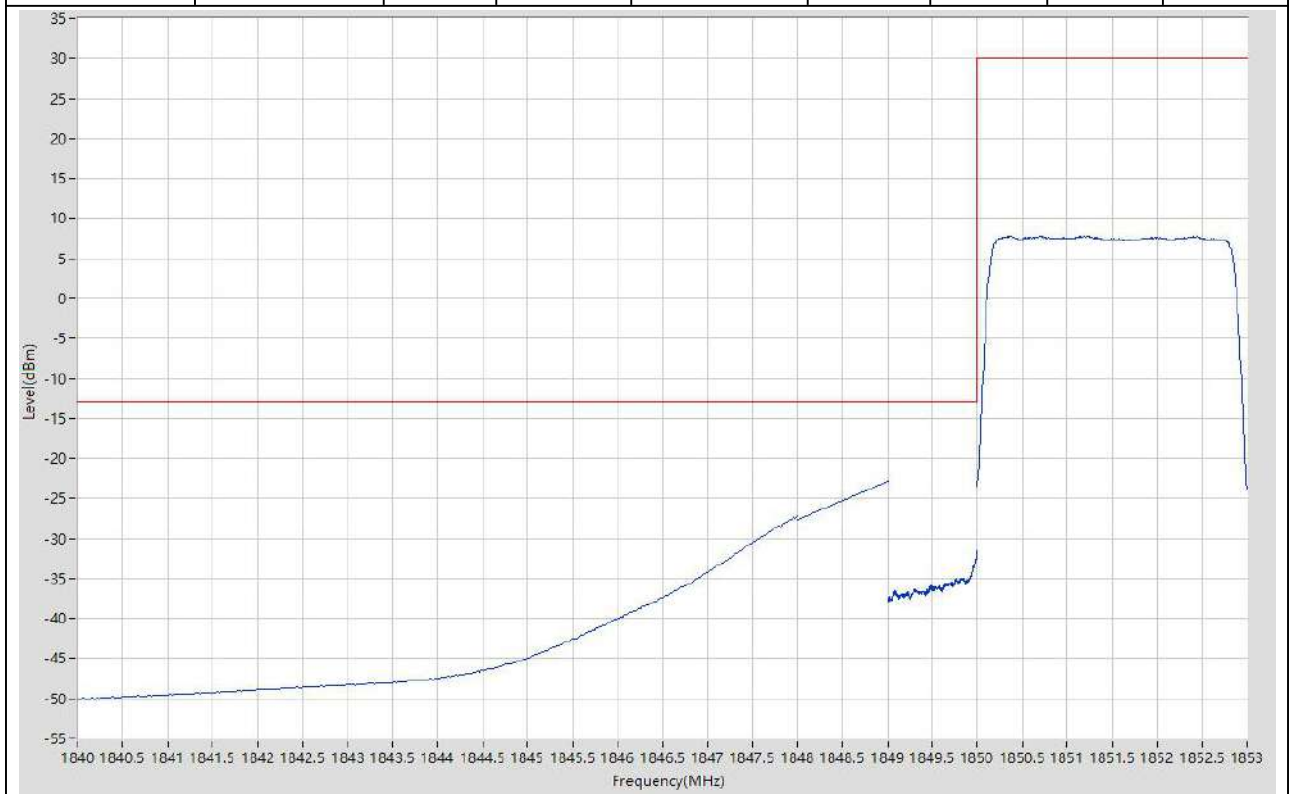
8.11. LTE Band Edge_Part22-24-27(NTNV)(Subtest:11, Channel:18615, Bandwidth:3, Modulation:Q16, RB Number: 1, RB Position:LOW)

Start Frequency (MHz)	Stop Frequency (MHz)	RBW (MHz)	Detector	Frequency (MHz)	Power (dBm)	Limit (dBm)	Verdict	Sweep Point
1840	1848	1	RMS	1845.08	-35.78	-13	Pass	401
1848	1849	1	RMS	1849	-35.78	-13	Pass	2
1849	1850	0.03	RMS	1850	-19.7	-13	Pass	401
1850	1853	0.1	RMS	1850.255	20.29	30	Pass	401



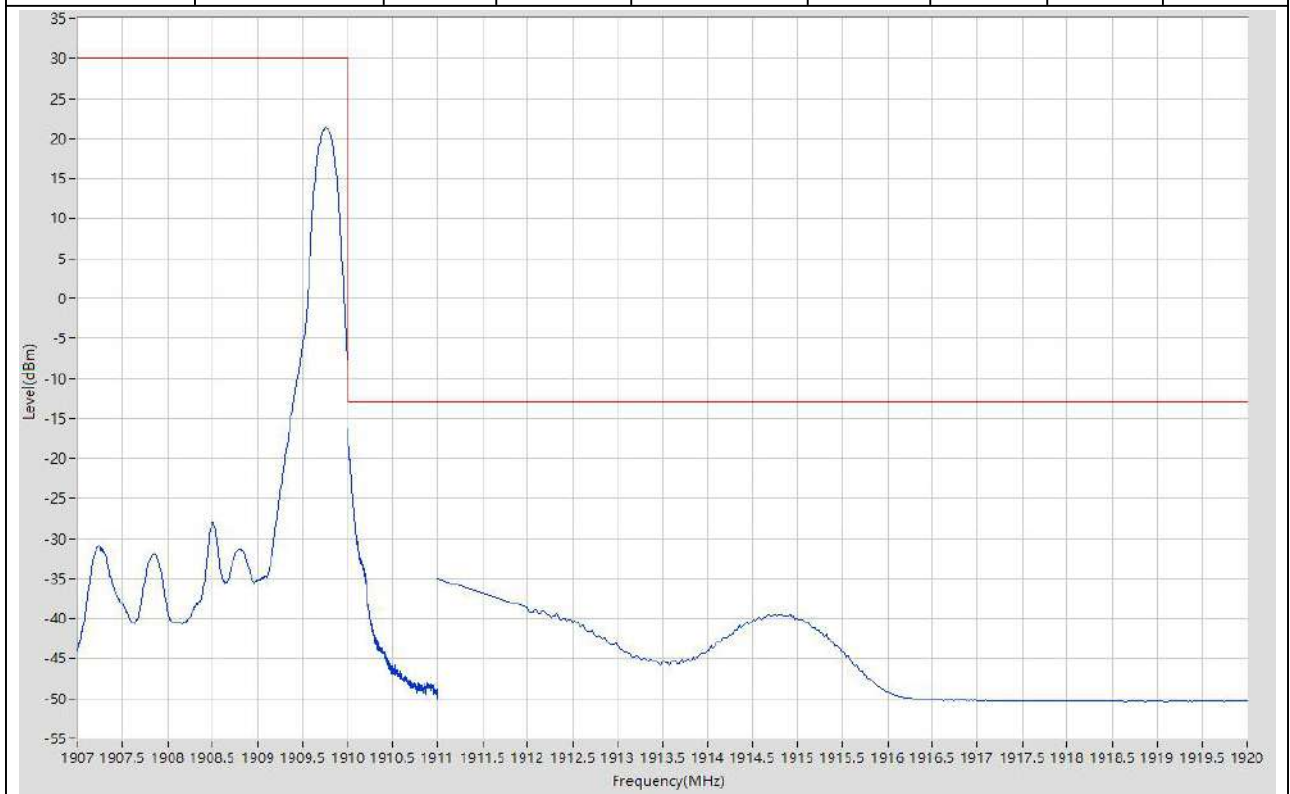
8.12. LTE Band Edge_Part22-24-27(NTNV)(Subtest:12, Channel:18615, Bandwidth:3, Modulation:Q16, RB Number: 15, RB Position:LOW)

Start Frequency (MHz)	Stop Frequency (MHz)	RBW (MHz)	Detector	Frequency (MHz)	Power (dBm)	Limit (dBm)	Verdict	Sweep Point
1840	1848	1	RMS	1848	-27.2	-13	Pass	401
1848	1849	1	RMS	1849	-22.8	-13	Pass	2
1849	1850	0.03	RMS	1850	-31.5	-13	Pass	401
1850	1853	0.1	RMS	1850.383	7.83	30	Pass	401



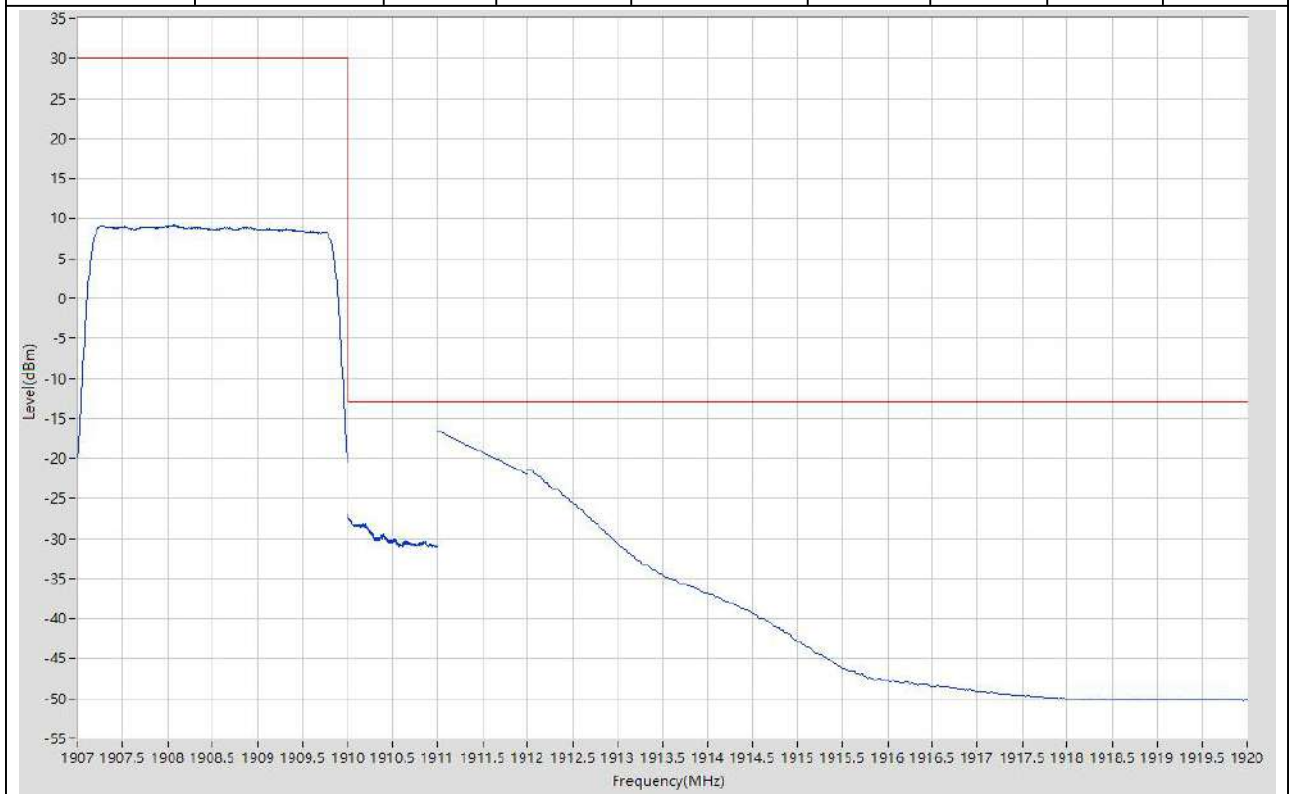
8.13. LTE Band Edge_Part22-24-27(NTNV)(Subtest:13, Channel:19185, Bandwidth:3, Modulation:QPSK, RB Number: 1, RB Position:HIGH)

Start Frequency (MHz)	Stop Frequency (MHz)	RBW (MHz)	Detector	Frequency (MHz)	Power (dBm)	Limit (dBm)	Verdict	Sweep Point
1907	1910	0.1	RMS	1909.753	21.3	30	Pass	401
1910	1911	0.03	RMS	1910	-16.2	-13	Pass	401
1911	1912	1	RMS	1911	-34.97	-13	Pass	2
1912	1920	1	RMS	1912	-38.6	-13	Pass	401



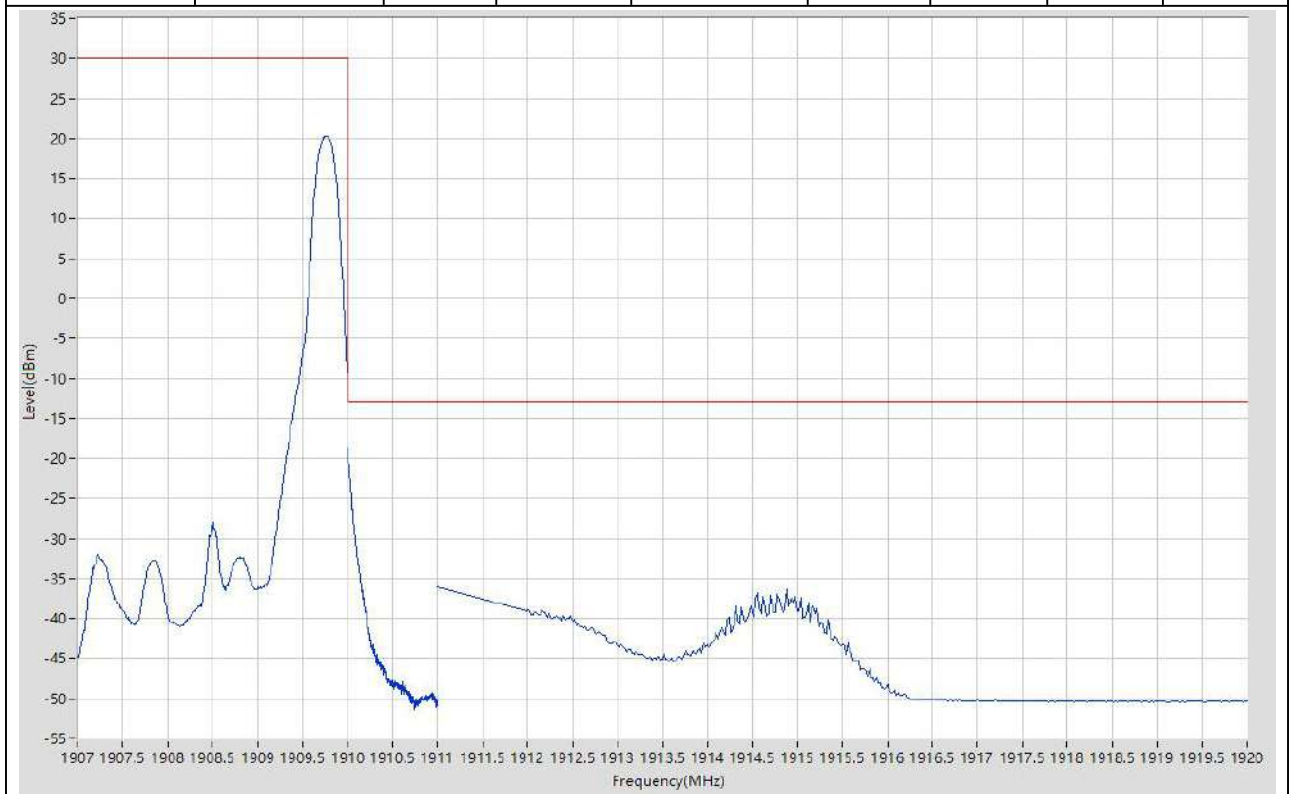
8.14. LTE Band Edge_Part22-24-27(NTNV)(Subtest:14, Channel:19185, Bandwidth:3, Modulation:QPSK, RB Number: 15, RB Position:HIGH)

Start Frequency (MHz)	Stop Frequency (MHz)	RBW (MHz)	Detector	Frequency (MHz)	Power (dBm)	Limit (dBm)	Verdict	Sweep Point
1907	1910	0.1	RMS	1908.058	9.1	30	Pass	401
1910	1911	0.03	RMS	1910	-27.02	-13	Pass	401
1911	1912	1	RMS	1911	-16.55	-13	Pass	2
1912	1920	1	RMS	1912	-21.3	-13	Pass	401



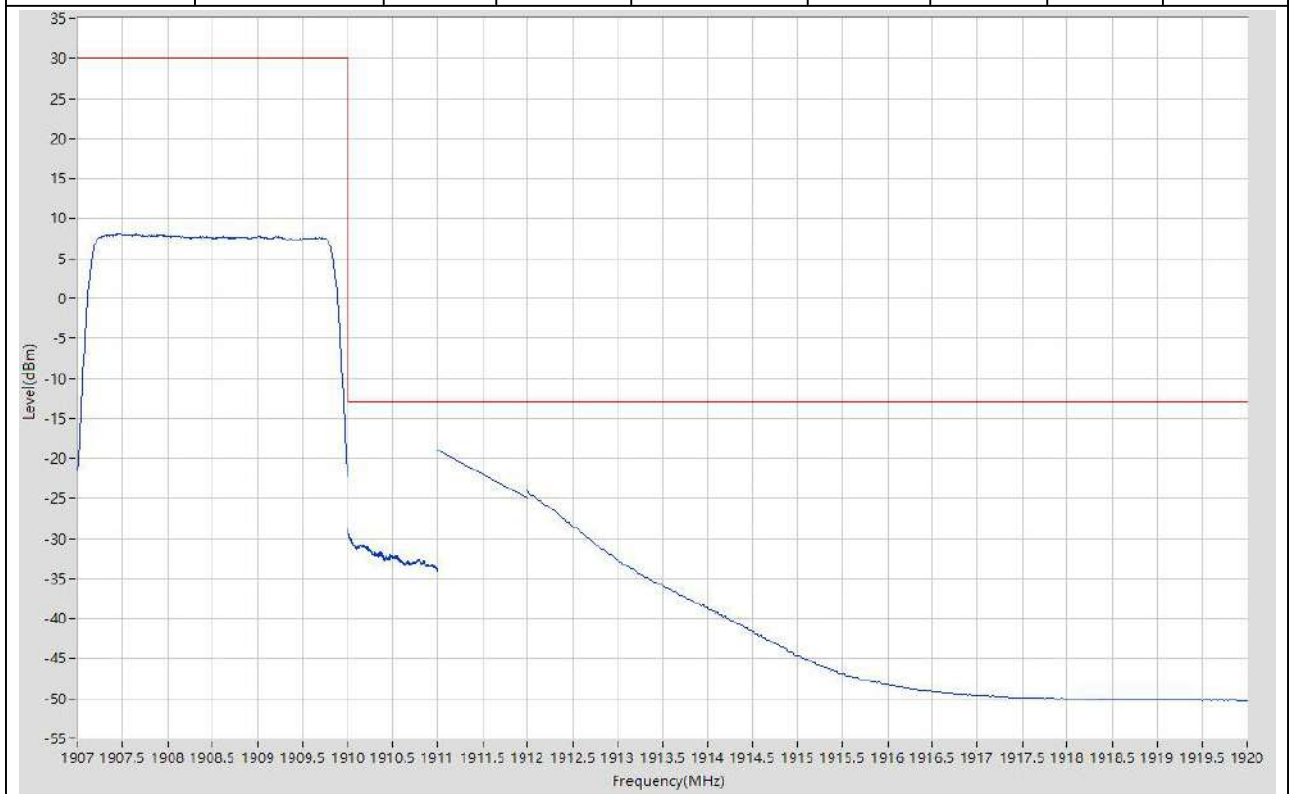
8.15. LTE Band Edge_Part22-24-27(NTNV)(Subtest:15, Channel:19185, Bandwidth:3, Modulation:Q16, RB Number: 1, RB Position:HIGH)

Start Frequency (MHz)	Stop Frequency (MHz)	RBW (MHz)	Detector	Frequency (MHz)	Power (dBm)	Limit (dBm)	Verdict	Sweep Point
1907	1910	0.1	RMS	1909.76	20.29	30	Pass	401
1910	1911	0.03	RMS	1910	-18.62	-13	Pass	401
1911	1912	1	RMS	1911	-36.11	-13	Pass	2
1912	1920	1	RMS	1914.88	-36.34	-13	Pass	401



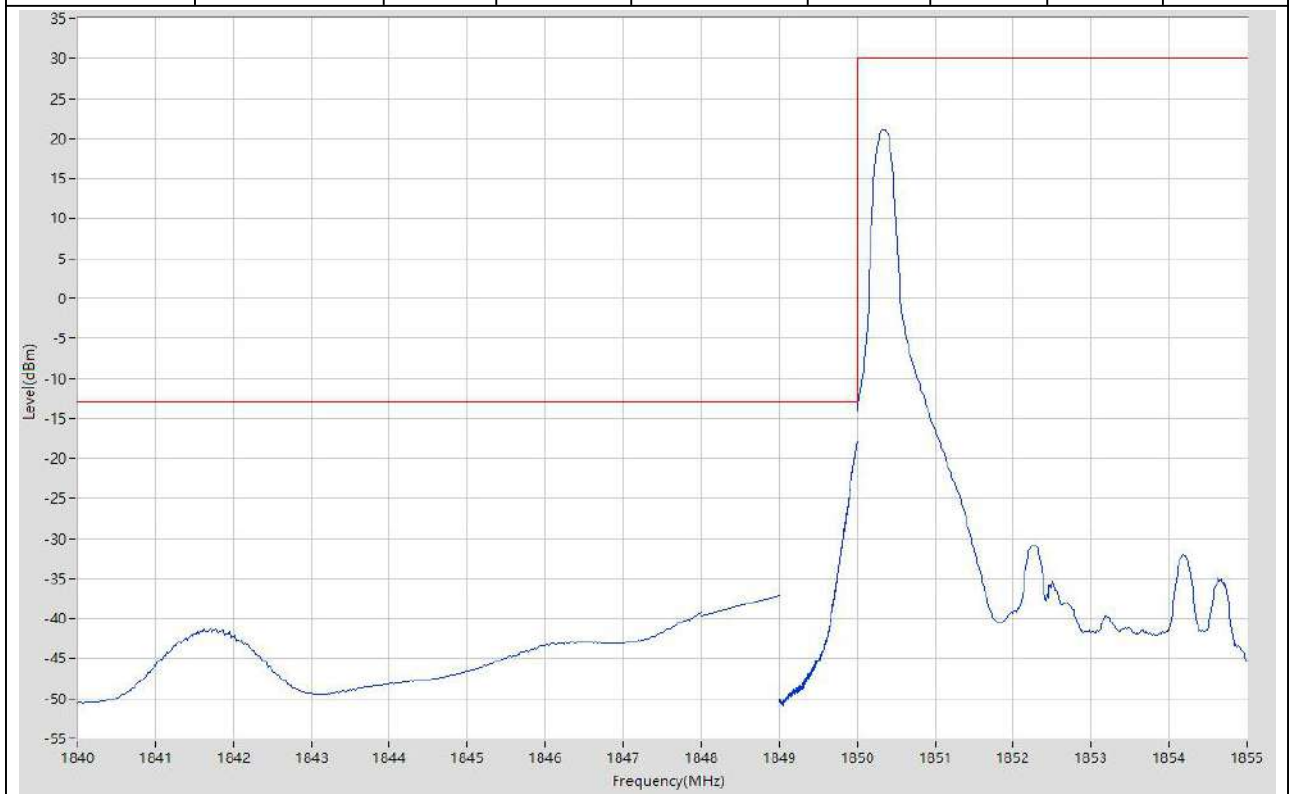
8.16. LTE Band Edge_Part22-24-27(NTNV)(Subtest:16, Channel:19185, Bandwidth:3, Modulation:Q16, RB Number: 15, RB Position:HIGH)

Start Frequency (MHz)	Stop Frequency (MHz)	RBW (MHz)	Detector	Frequency (MHz)	Power (dBm)	Limit (dBm)	Verdict	Sweep Point
1907	1910	0.1	RMS	1907.458	8.07	30	Pass	401
1910	1911	0.03	RMS	1910	-28.89	-13	Pass	401
1911	1912	1	RMS	1911	-18.96	-13	Pass	2
1912	1920	1	RMS	1912	-24.12	-13	Pass	401



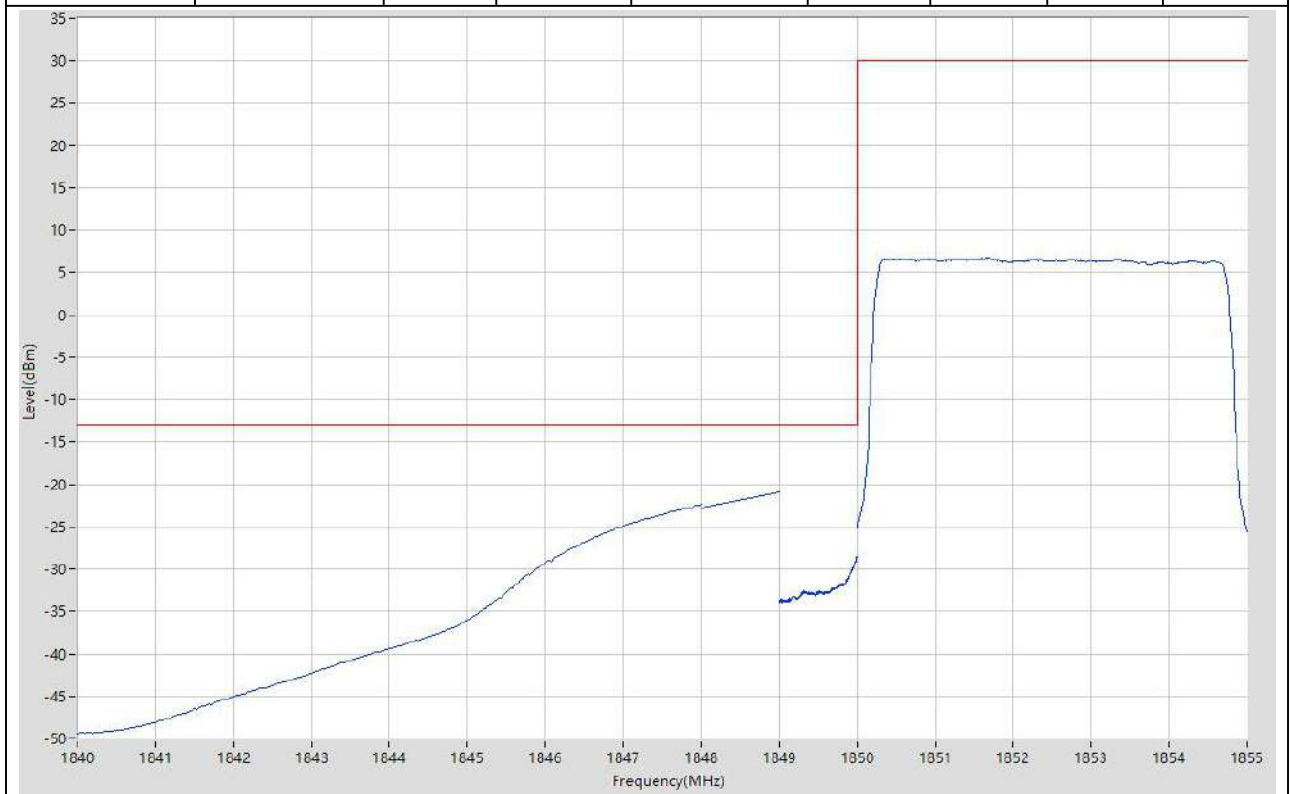
8.17. LTE Band Edge_Part22-24-27(NTNV)(Subtest:17, Channel:18625, Bandwidth:5, Modulation:QPSK, RB Number: 1, RB Position:LOW)

Start Frequency (MHz)	Stop Frequency (MHz)	RBW (MHz)	Detector	Frequency (MHz)	Power (dBm)	Limit (dBm)	Verdict	Sweep Point
1840	1848	1	RMS	1848	-39.28	-13	Pass	401
1848	1849	1	RMS	1849	-37.12	-13	Pass	2
1849	1850	0.051	RMS	1849.998	-17.89	-13	Pass	401
1850	1855	0.1	RMS	1850.338	21.09	30	Pass	401



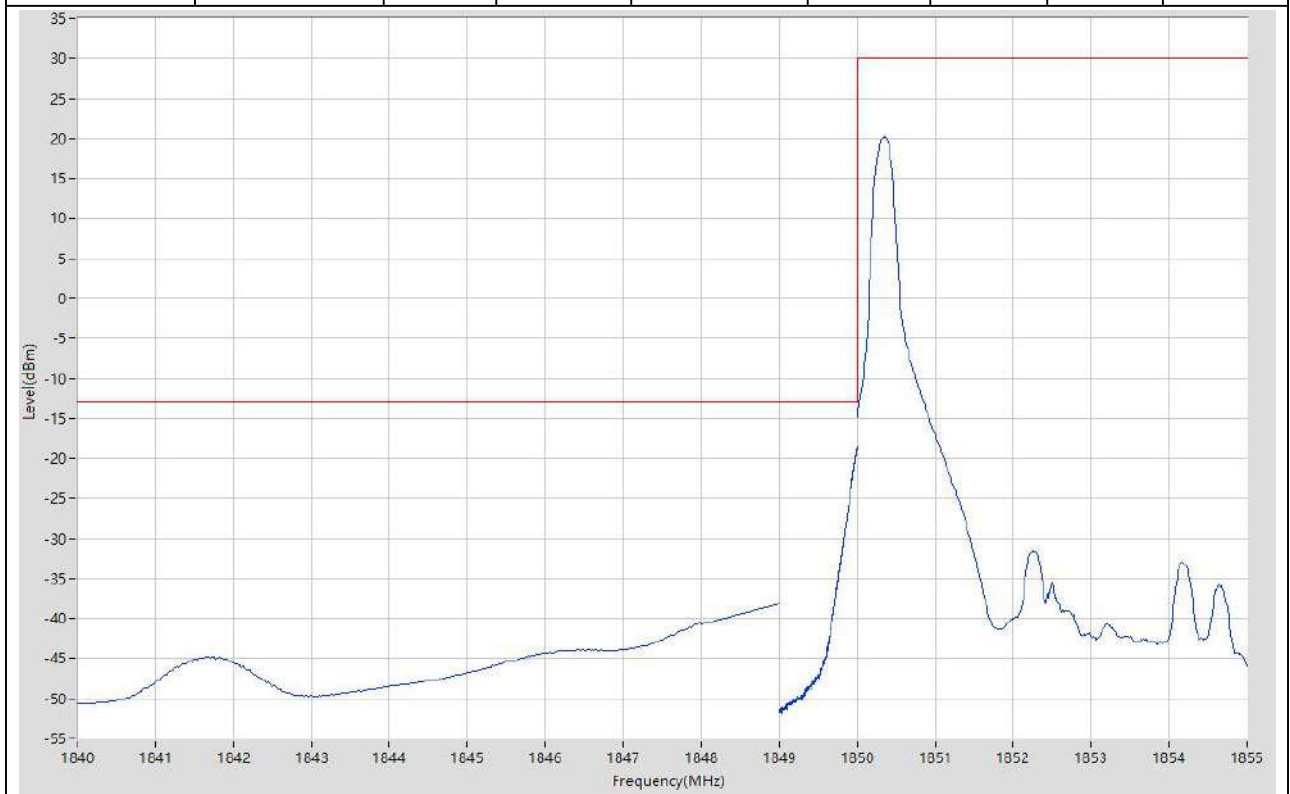
8.18. LTE Band Edge_Part22-24-27(NTNV)(Subtest:18, Channel:18625, Bandwidth:5, Modulation:QPSK, RB Number: 25, RB Position:LOW)

Start Frequency (MHz)	Stop Frequency (MHz)	RBW (MHz)	Detector	Frequency (MHz)	Power (dBm)	Limit (dBm)	Verdict	Sweep Point
1840	1848	1	RMS	1848	-22.37	-13	Pass	401
1848	1849	1	RMS	1849	-20.86	-13	Pass	2
1849	1850	0.051	RMS	1849.998	-28.51	-13	Pass	401
1850	1855	0.1	RMS	1851.65	6.83	30	Pass	401



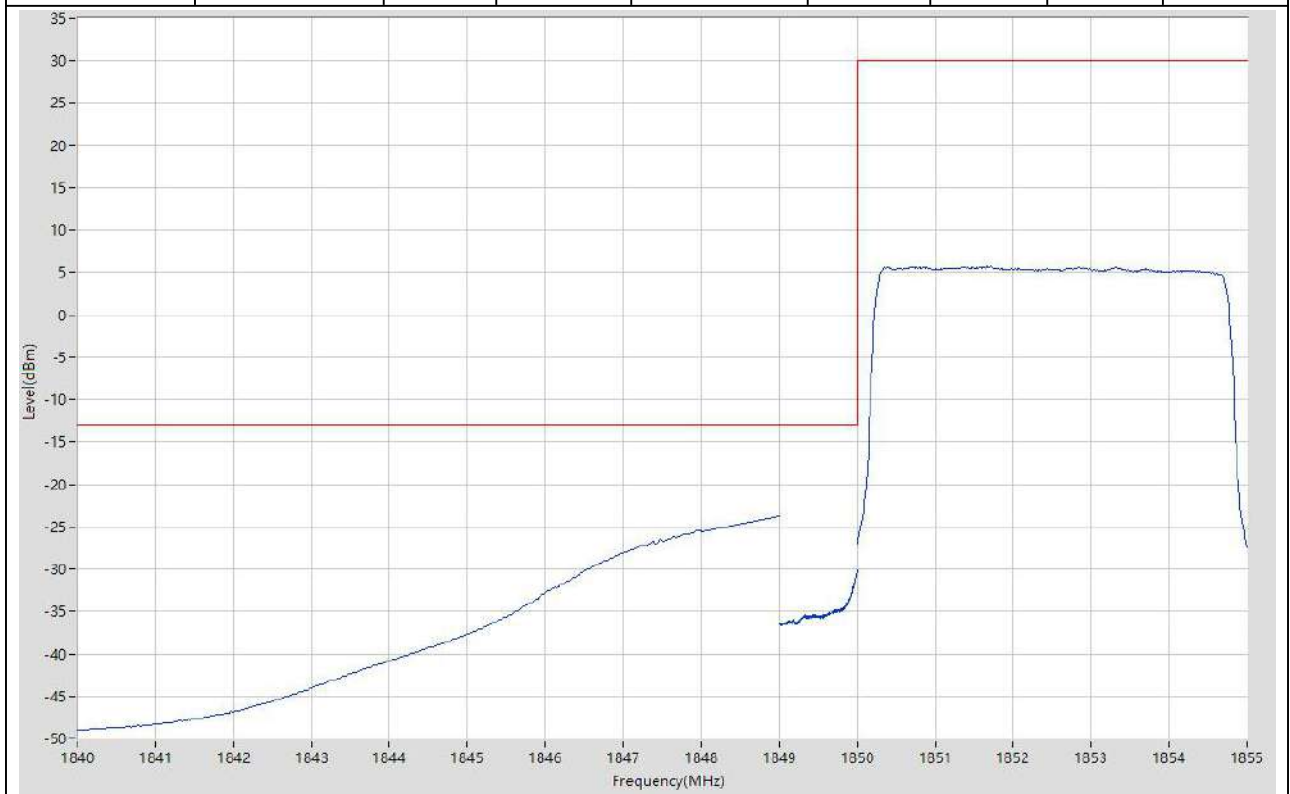
8.19. LTE Band Edge_Part22-24-27(NTNV)(Subtest:19, Channel:18625, Bandwidth:5, Modulation:Q16, RB Number: 1, RB Position:LOW)

Start Frequency (MHz)	Stop Frequency (MHz)	RBW (MHz)	Detector	Frequency (MHz)	Power (dBm)	Limit (dBm)	Verdict	Sweep Point
1840	1848	1	RMS	1848	-40.53	-13	Pass	401
1848	1849	1	RMS	1849	-38.18	-13	Pass	2
1849	1850	0.051	RMS	1850	-18.44	-13	Pass	401
1850	1855	0.1	RMS	1850.35	20.2	30	Pass	401



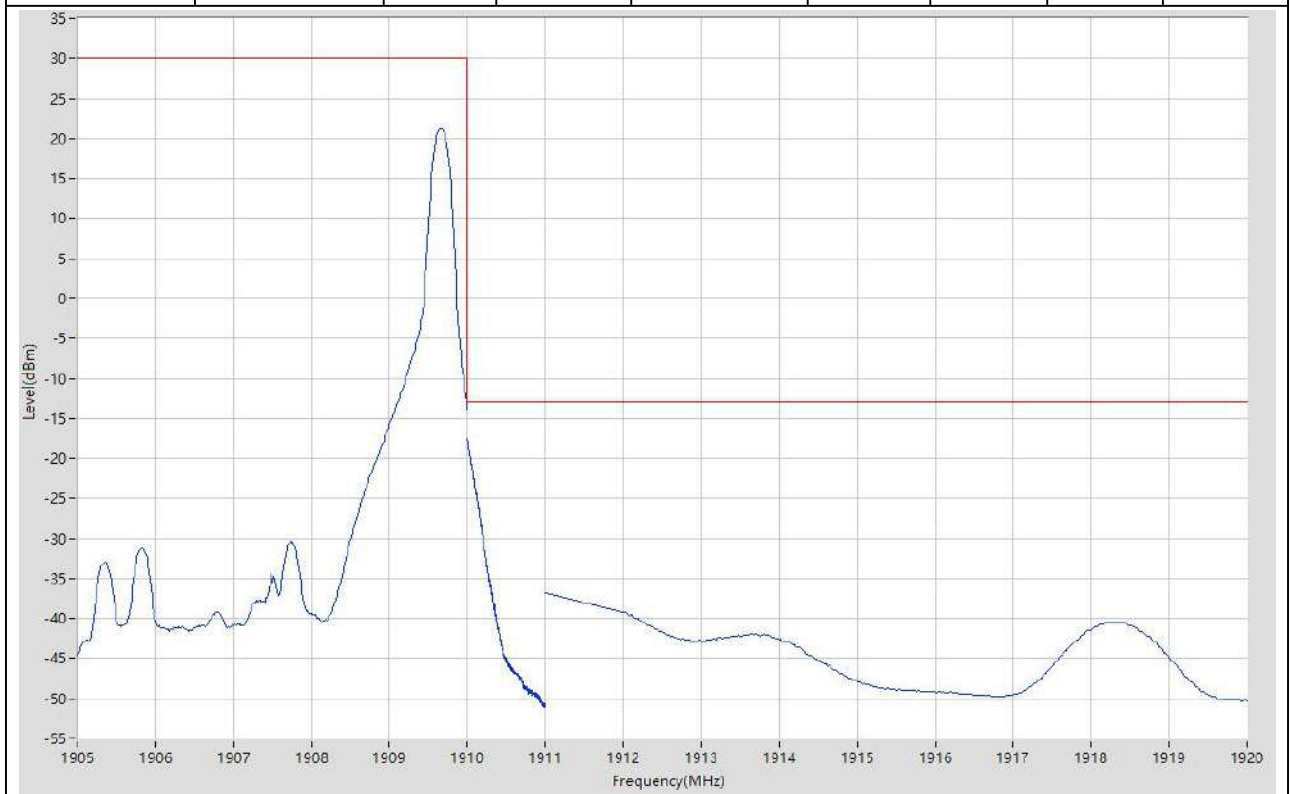
8.20. LTE Band Edge_Part22-24-27(NTNV)(Subtest:20, Channel:18625, Bandwidth:5, Modulation:Q16, RB Number: 25, RB Position:LOW)

Start Frequency (MHz)	Stop Frequency (MHz)	RBW (MHz)	Detector	Frequency (MHz)	Power (dBm)	Limit (dBm)	Verdict	Sweep Point
1840	1848	1	RMS	1847.94	-25.39	-13	Pass	401
1848	1849	1	RMS	1849	-23.73	-13	Pass	2
1849	1850	0.051	RMS	1850	-30.09	-13	Pass	401
1850	1855	0.1	RMS	1851.663	5.71	30	Pass	401



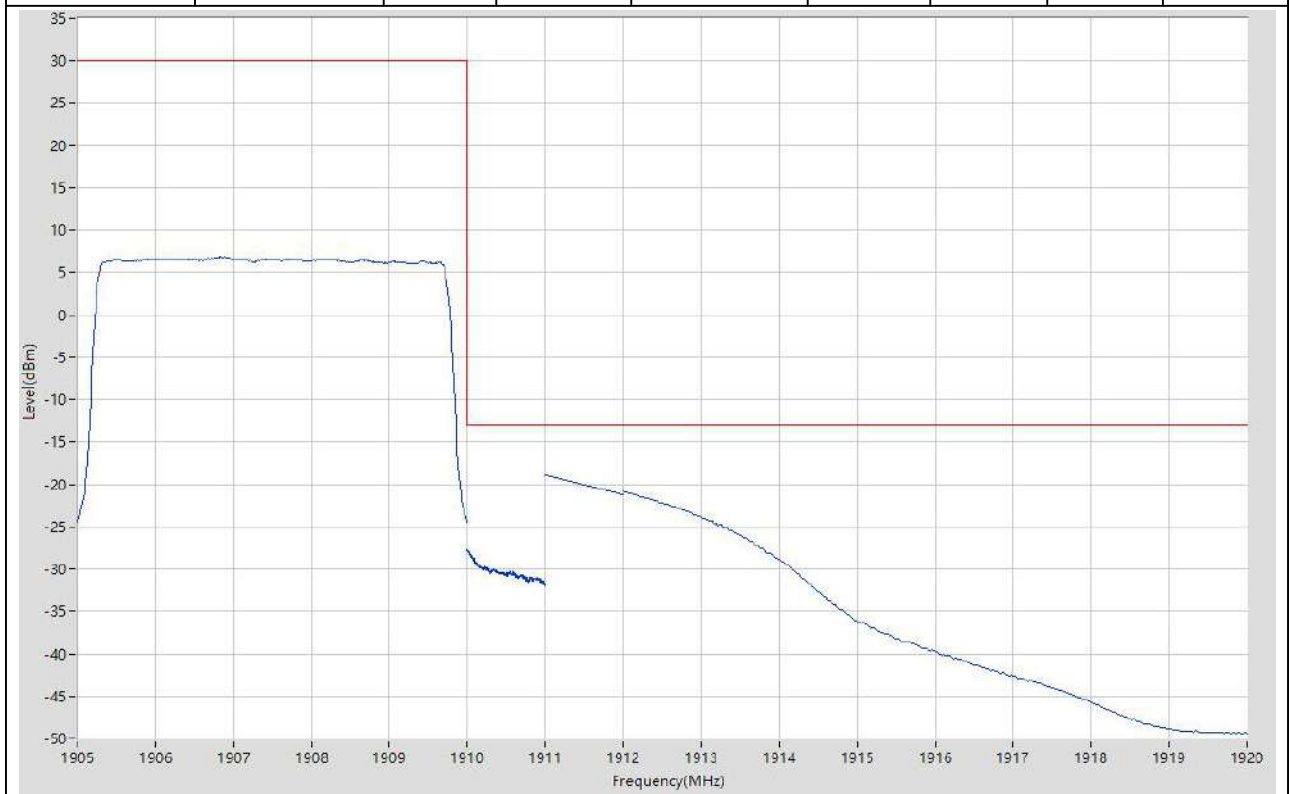
8.21. LTE Band Edge_Part22-24-27(NTNV)(Subtest:21, Channel:19175, Bandwidth:5, Modulation:QPSK, RB Number: 1, RB Position:HIGH)

Start Frequency (MHz)	Stop Frequency (MHz)	RBW (MHz)	Detector	Frequency (MHz)	Power (dBm)	Limit (dBm)	Verdict	Sweep Point
1905	1910	0.1	RMS	1909.663	21.24	30	Pass	401
1910	1911	0.051	RMS	1910.003	-17.63	-13	Pass	401
1911	1912	1	RMS	1911	-36.76	-13	Pass	2
1912	1920	1	RMS	1912.02	-39.2	-13	Pass	401



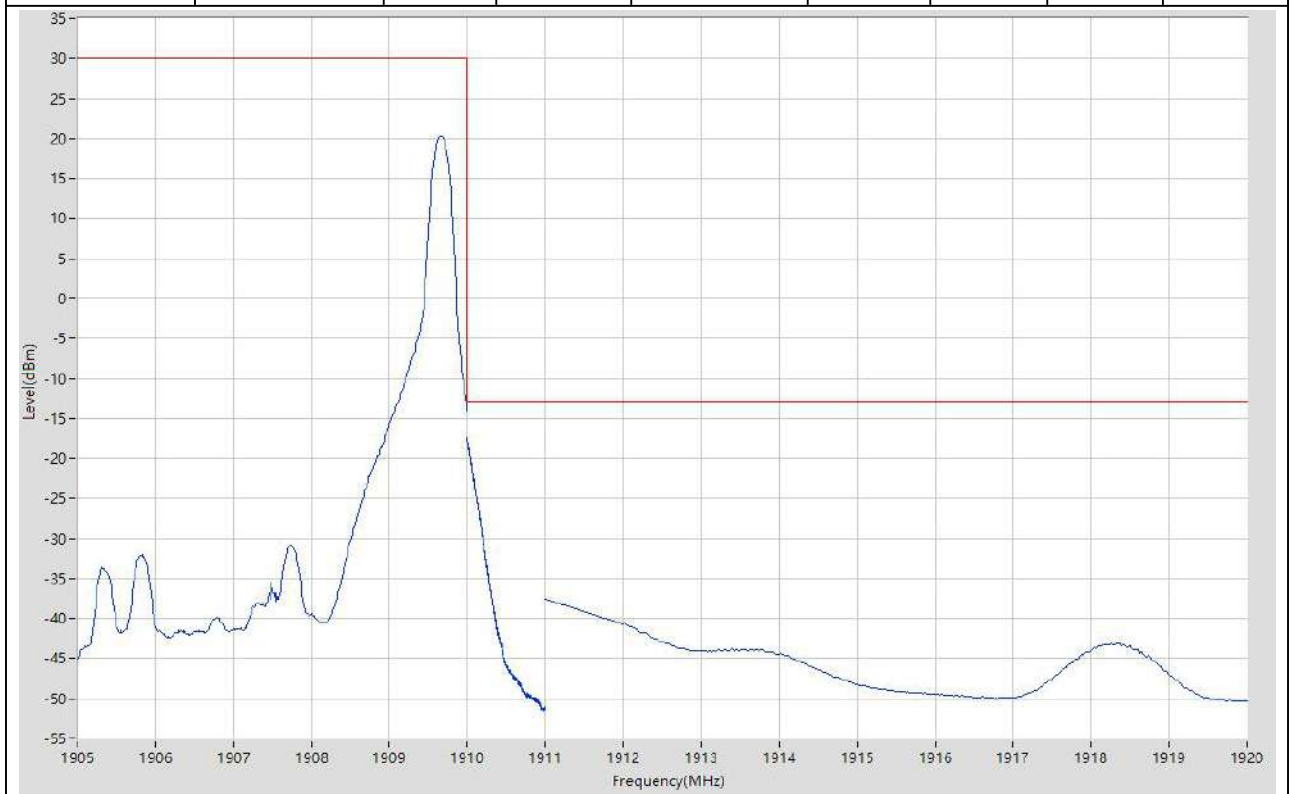
8.22. LTE Band Edge_Part22-24-27(NTNV)(Subtest:22, Channel:19175, Bandwidth:5, Modulation:QPSK, RB Number: 25, RB Position:HIGH)

Start Frequency (MHz)	Stop Frequency (MHz)	RBW (MHz)	Detector	Frequency (MHz)	Power (dBm)	Limit (dBm)	Verdict	Sweep Point
1905	1910	0.1	RMS	1906.875	6.89	30	Pass	401
1910	1911	0.051	RMS	1910	-27.71	-13	Pass	401
1911	1912	1	RMS	1911	-18.9	-13	Pass	2
1912	1920	1	RMS	1912	-20.83	-13	Pass	401



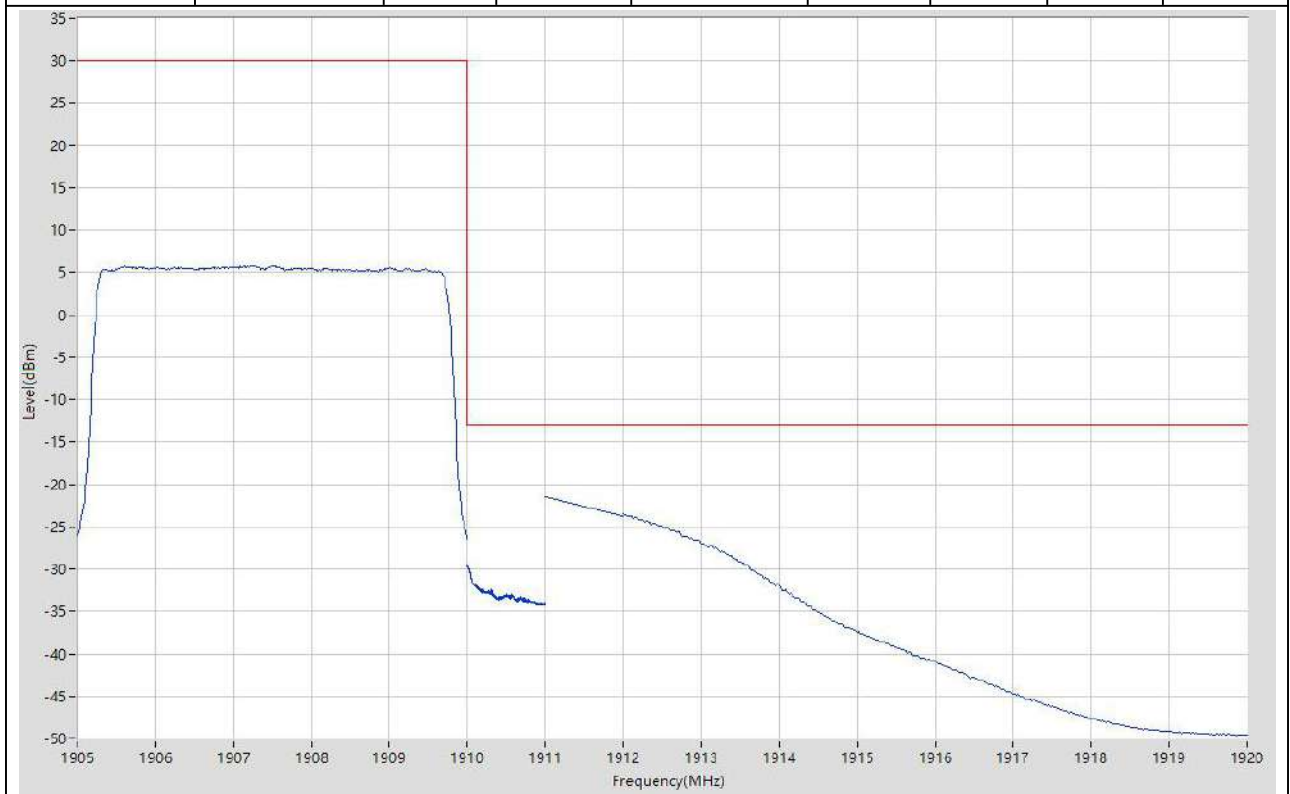
8.23. LTE Band Edge_Part22-24-27(NTNV)(Subtest:23, Channel:19175, Bandwidth:5, Modulation:Q16, RB Number: 1, RB Position:HIGH)

Start Frequency (MHz)	Stop Frequency (MHz)	RBW (MHz)	Detector	Frequency (MHz)	Power (dBm)	Limit (dBm)	Verdict	Sweep Point
1905	1910	0.1	RMS	1909.65	20.28	30	Pass	401
1910	1911	0.051	RMS	1910	-17.36	-13	Pass	401
1911	1912	1	RMS	1911	-37.53	-13	Pass	2
1912	1920	1	RMS	1912.02	-40.65	-13	Pass	401



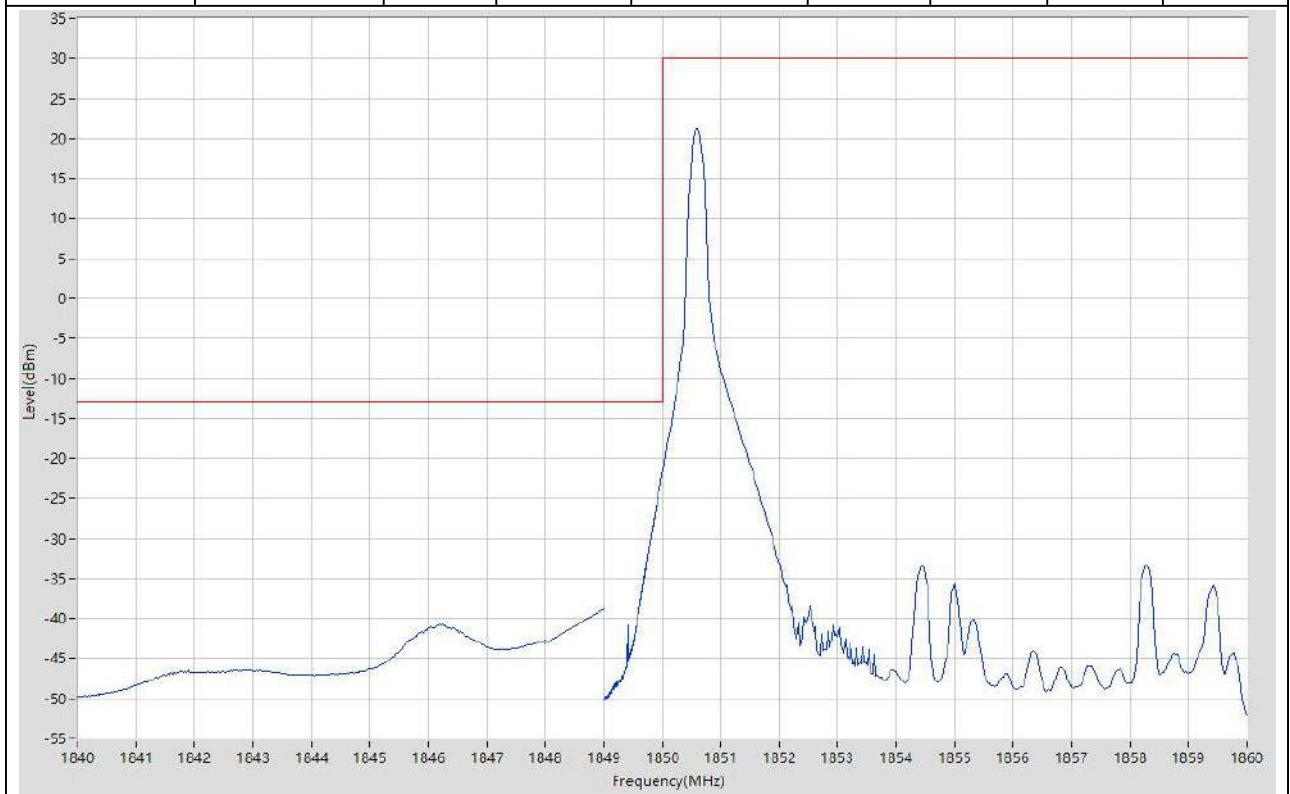
8.24. LTE Band Edge_Part22-24-27(NTNV)(Subtest:24, Channel:19175, Bandwidth:5, Modulation:Q16, RB Number: 25, RB Position:HIGH)

Start Frequency (MHz)	Stop Frequency (MHz)	RBW (MHz)	Detector	Frequency (MHz)	Power (dBm)	Limit (dBm)	Verdict	Sweep Point
1905	1910	0.1	RMS	1907.263	5.81	30	Pass	401
1910	1911	0.051	RMS	1910	-29.51	-13	Pass	401
1911	1912	1	RMS	1911	-21.47	-13	Pass	2
1912	1920	1	RMS	1912	-23.51	-13	Pass	401



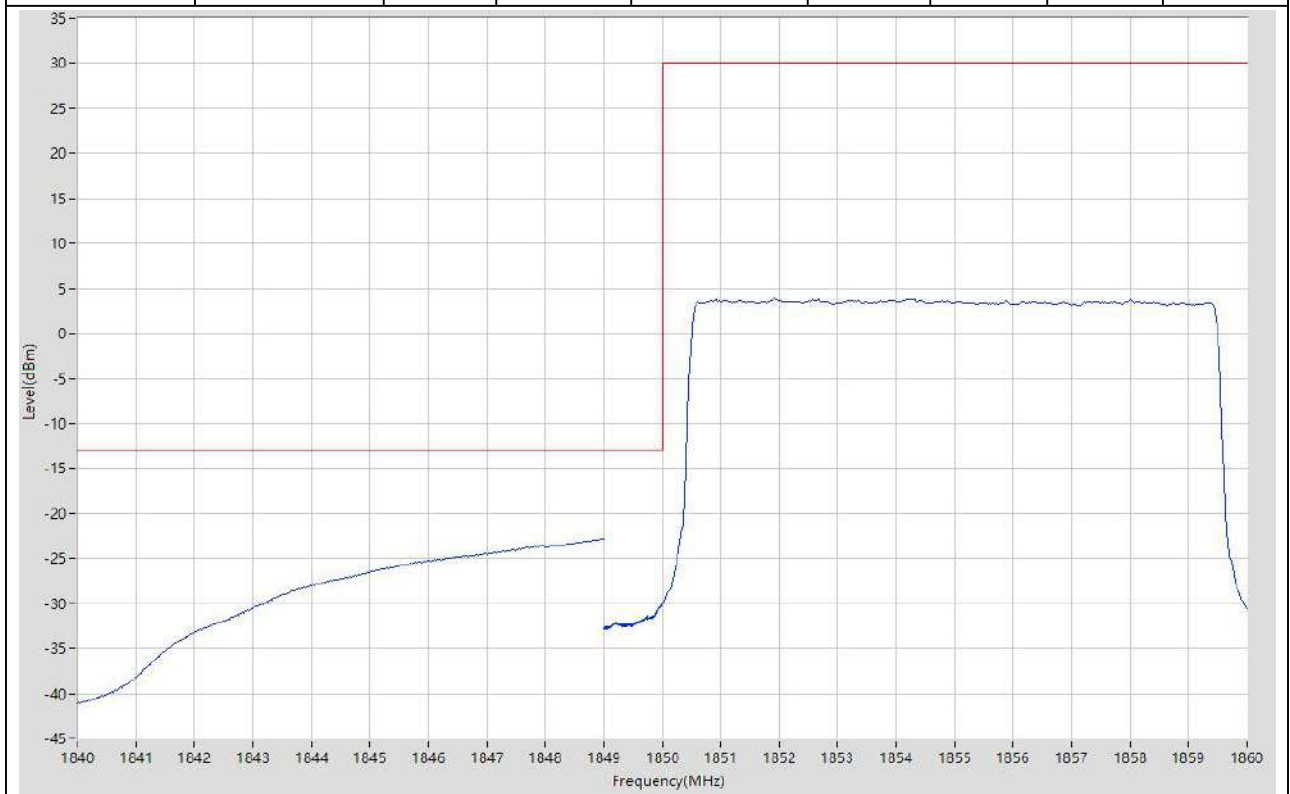
8.25. LTE Band Edge_Part22-24-27(NTNV)(Subtest:25, Channel:18650, Bandwidth:10, Modulation:QPSK, RB Number: 1, RB Position:LOW)

Start Frequency (MHz)	Stop Frequency (MHz)	RBW (MHz)	Detector	Frequency (MHz)	Power (dBm)	Limit (dBm)	Verdict	Sweep Point
1840	1848	1	RMS	1846.18	-40.8	-13	Pass	401
1848	1849	1	RMS	1849	-38.81	-13	Pass	2
1849	1850	0.1	RMS	1850	-21.63	-13	Pass	401
1850	1860	0.1	RMS	1850.575	21.2	30	Pass	401



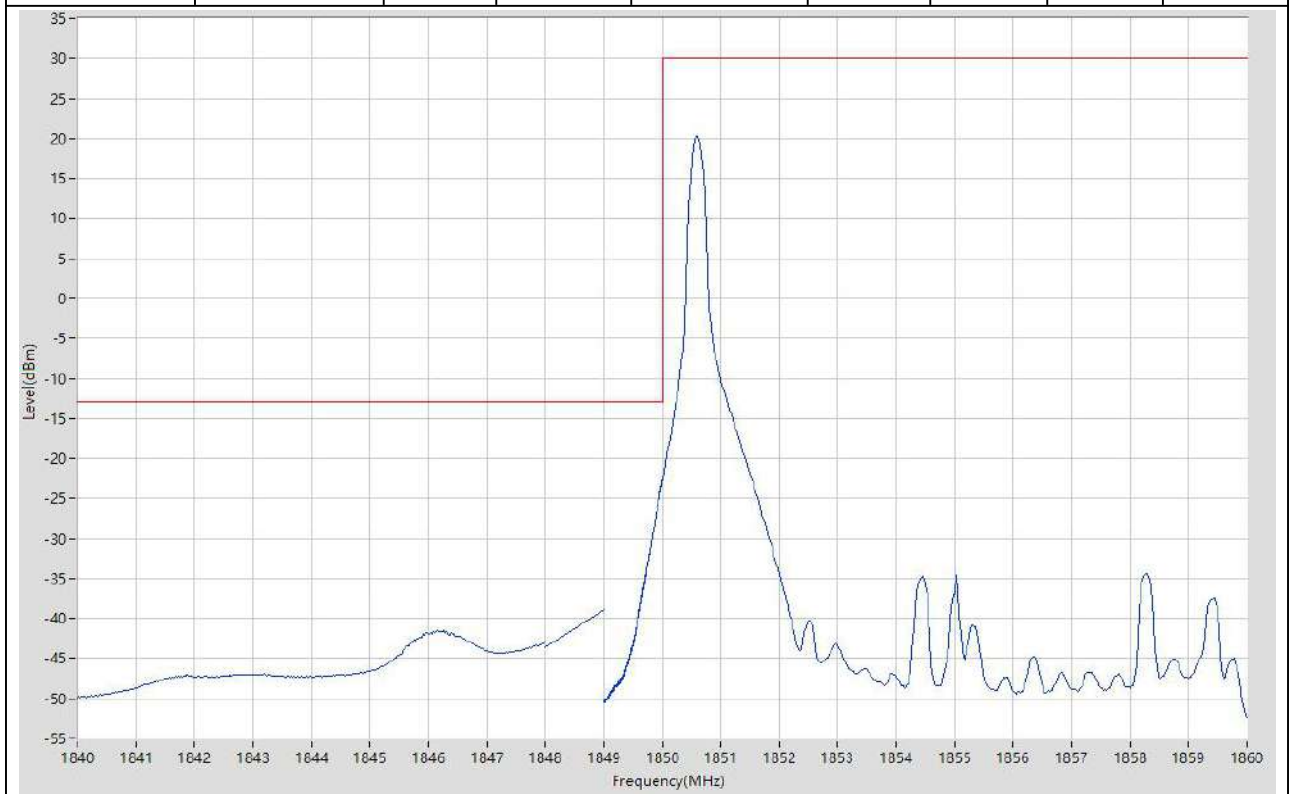
8.26. LTE Band Edge_Part22-24-27(NTNV)(Subtest:26, Channel:18650, Bandwidth:10, Modulation:QPSK, RB Number: 50, RB Position:LOW)

Start Frequency (MHz)	Stop Frequency (MHz)	RBW (MHz)	Detector	Frequency (MHz)	Power (dBm)	Limit (dBm)	Verdict	Sweep Point
1840	1848	1	RMS	1848	-23.51	-13	Pass	401
1848	1849	1	RMS	1849	-22.87	-13	Pass	2
1849	1850	0.1	RMS	1850	-30.08	-13	Pass	401
1850	1860	0.1	RMS	1851.925	3.92	30	Pass	401



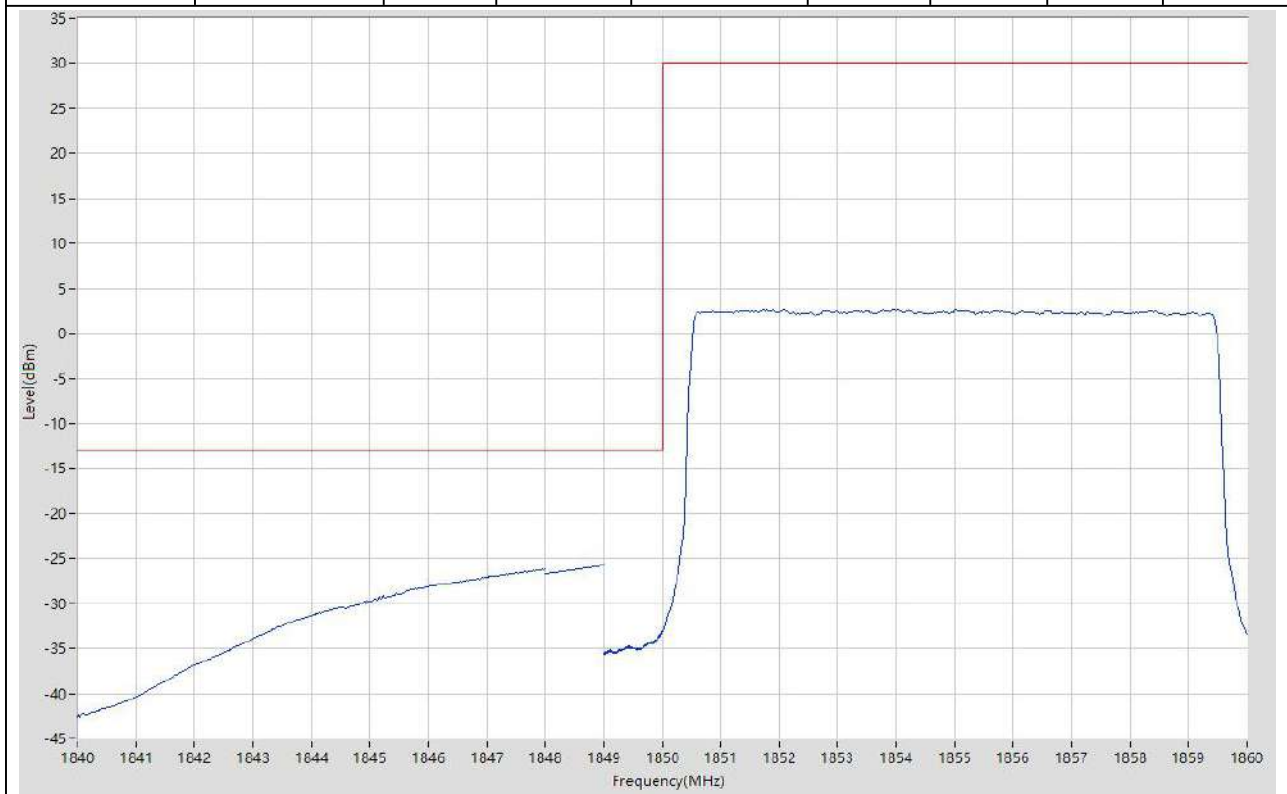
8.27. LTE Band Edge_Part22-24-27(NTNV)(Subtest:27, Channel:18650, Bandwidth:10, Modulation:Q16, RB Number: 1, RB Position:LOW)

Start Frequency (MHz)	Stop Frequency (MHz)	RBW (MHz)	Detector	Frequency (MHz)	Power (dBm)	Limit (dBm)	Verdict	Sweep Point
1840	1848	1	RMS	1846.24	-41.53	-13	Pass	401
1848	1849	1	RMS	1849	-38.91	-13	Pass	2
1849	1850	0.1	RMS	1850	-22.58	-13	Pass	401
1850	1860	0.1	RMS	1850.6	20.3	30	Pass	401



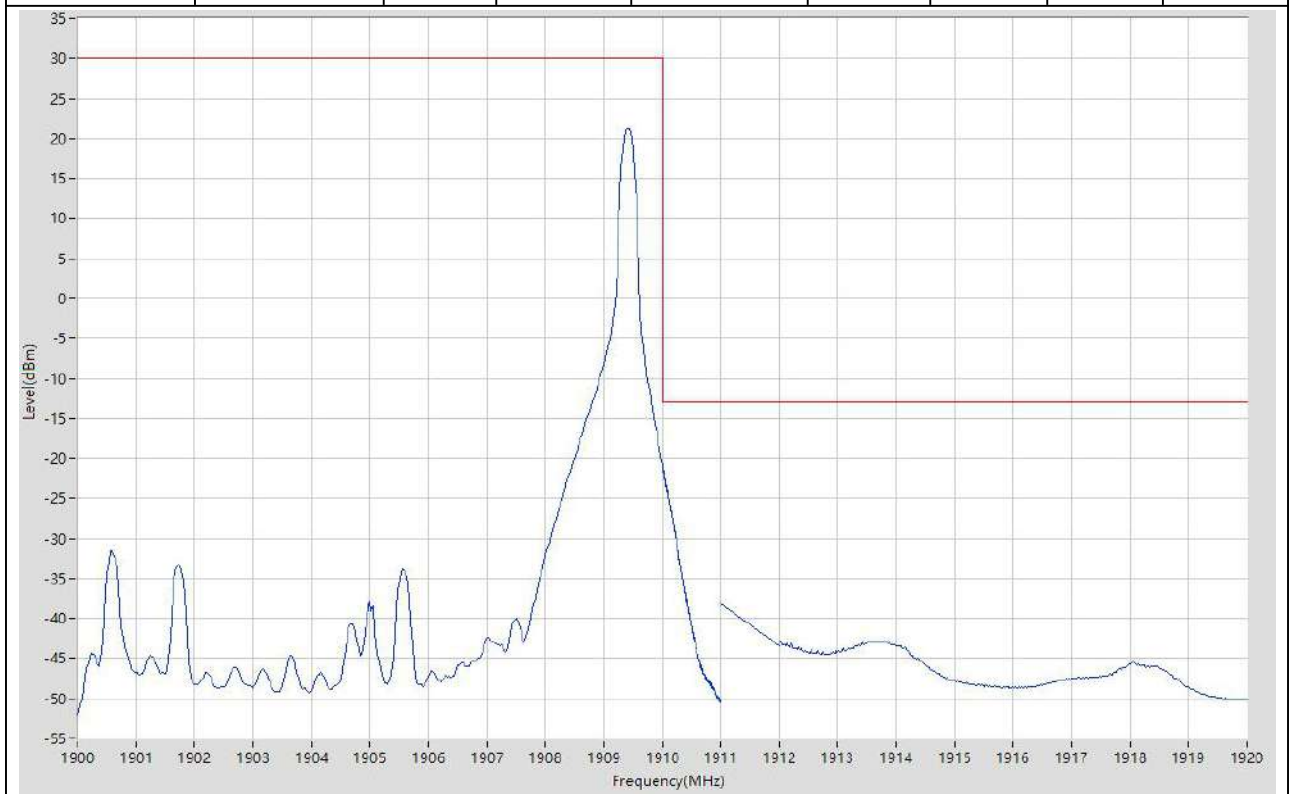
8.28. LTE Band Edge_Part22-24-27(NTNV)(Subtest:28, Channel:18650, Bandwidth:10, Modulation:Q16, RB Number: 50, RB Position:LOW)

Start Frequency (MHz)	Stop Frequency (MHz)	RBW (MHz)	Detector	Frequency (MHz)	Power (dBm)	Limit (dBm)	Verdict	Sweep Point
1840	1848	1	RMS	1847.96	-26.22	-13	Pass	401
1848	1849	1	RMS	1849	-25.7	-13	Pass	2
1849	1850	0.1	RMS	1849.998	-33.08	-13	Pass	401
1850	1860	0.1	RMS	1855.025	2.74	30	Pass	401



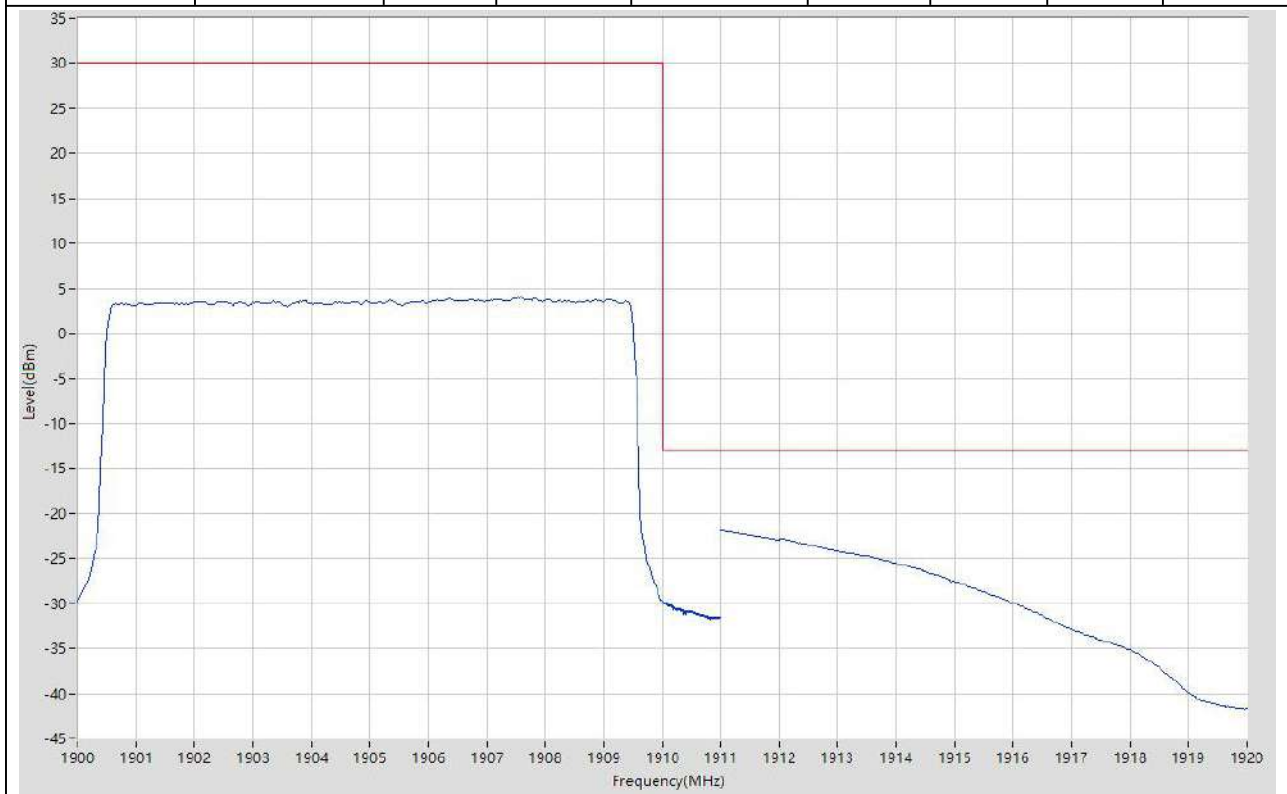
8.29. LTE Band Edge_Part22-24-27(NTNV)(Subtest:29, Channel:19150, Bandwidth:10, Modulation:QPSK, RB Number: 1, RB Position:HIGH)

Start Frequency (MHz)	Stop Frequency (MHz)	RBW (MHz)	Detector	Frequency (MHz)	Power (dBm)	Limit (dBm)	Verdict	Sweep Point
1900	1910	0.1	RMS	1909.425	21.24	30	Pass	401
1910	1911	0.1	RMS	1910.003	-20.94	-13	Pass	401
1911	1912	1	RMS	1911	-38.18	-13	Pass	2
1912	1920	1	RMS	1913.56	-42.76	-13	Pass	401



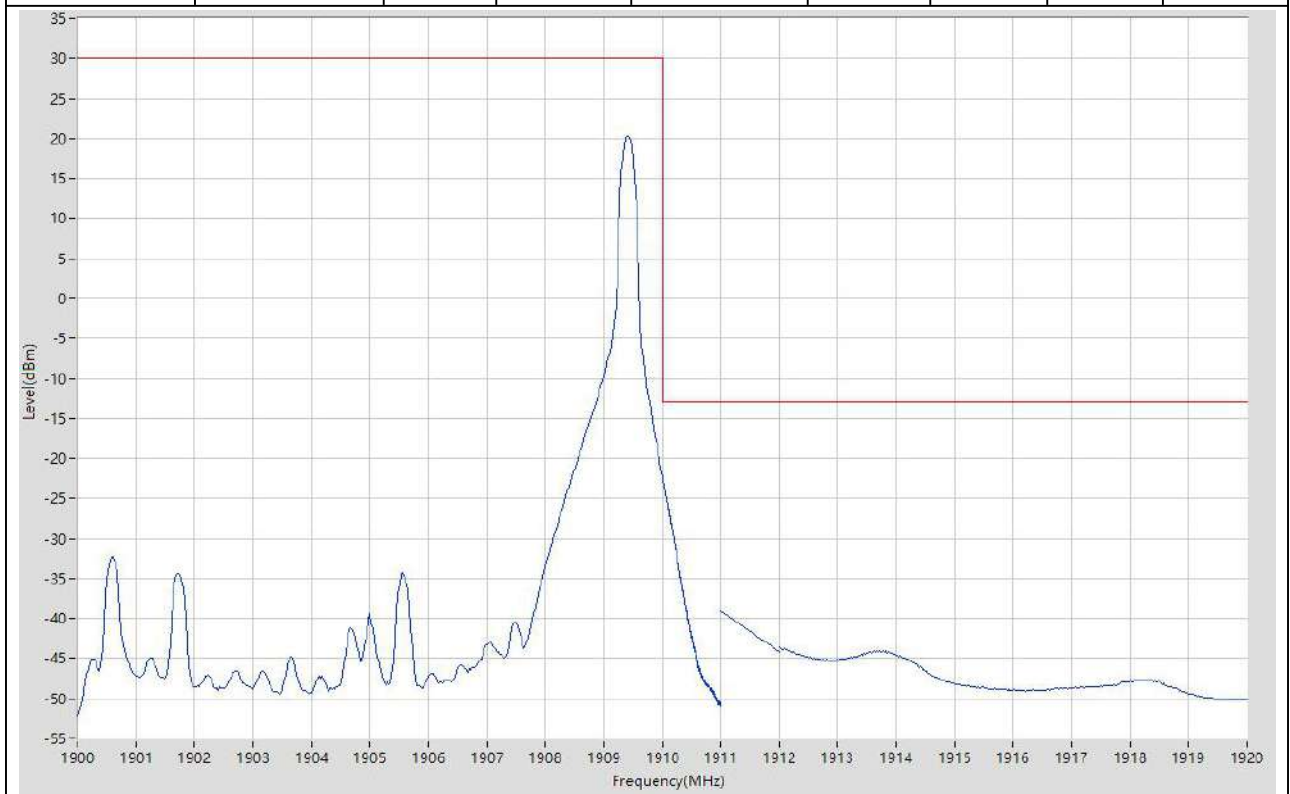
8.30. LTE Band Edge_Part22-24-27(NTNV)(Subtest:30, Channel:19150, Bandwidth:10, Modulation:QPSK, RB Number: 50, RB Position:HIGH)

Start Frequency (MHz)	Stop Frequency (MHz)	RBW (MHz)	Detector	Frequency (MHz)	Power (dBm)	Limit (dBm)	Verdict	Sweep Point
1900	1910	0.1	RMS	1907.525	4.01	30	Pass	401
1910	1911	0.1	RMS	1910.003	-29.8	-13	Pass	401
1911	1912	1	RMS	1911	-21.83	-13	Pass	2
1912	1920	1	RMS	1912	-22.76	-13	Pass	401



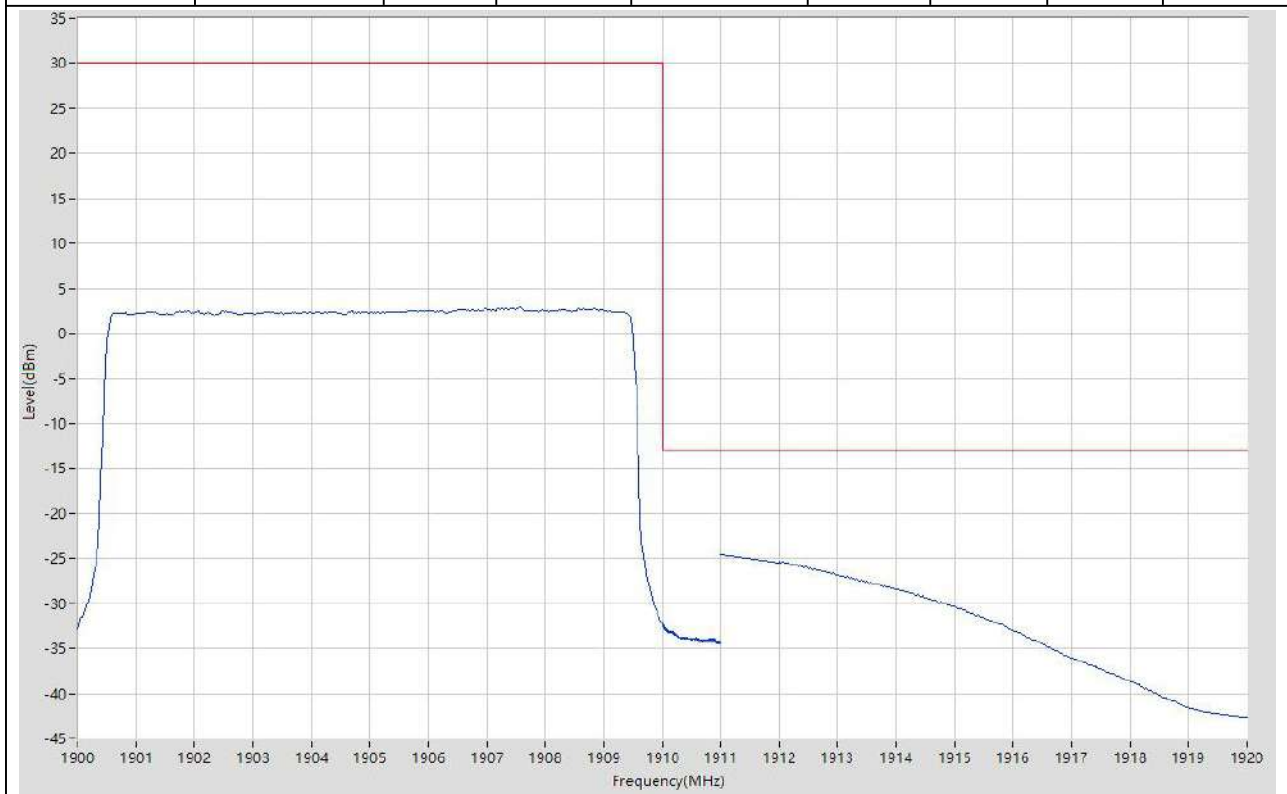
8.31. LTE Band Edge_Part22-24-27(NTNV)(Subtest:31, Channel:19150, Bandwidth:10, Modulation:Q16, RB Number: 1, RB Position:HIGH)

Start Frequency (MHz)	Stop Frequency (MHz)	RBW (MHz)	Detector	Frequency (MHz)	Power (dBm)	Limit (dBm)	Verdict	Sweep Point
1900	1910	0.1	RMS	1909.4	20.23	30	Pass	401
1910	1911	0.1	RMS	1910	-22.19	-13	Pass	401
1911	1912	1	RMS	1911	-39.06	-13	Pass	2
1912	1920	1	RMS	1912	-43.62	-13	Pass	401



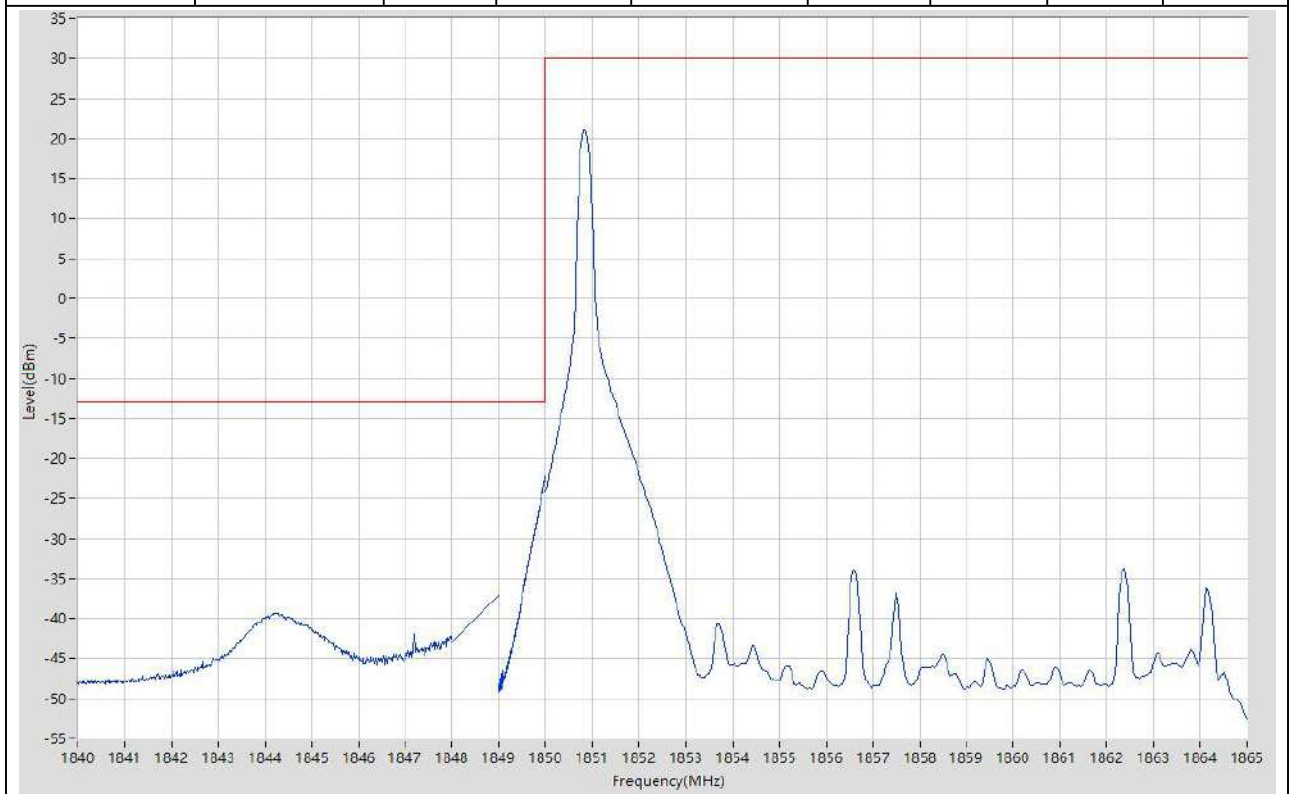
8.32. LTE Band Edge_Part22-24-27(NTNV)(Subtest:32, Channel:19150, Bandwidth:10, Modulation:Q16, RB Number: 50, RB Position:HIGH)

Start Frequency (MHz)	Stop Frequency (MHz)	RBW (MHz)	Detector	Frequency (MHz)	Power (dBm)	Limit (dBm)	Verdict	Sweep Point
1900	1910	0.1	RMS	1907.55	2.89	30	Pass	401
1910	1911	0.1	RMS	1910.003	-32.23	-13	Pass	401
1911	1912	1	RMS	1911	-24.57	-13	Pass	2
1912	1920	1	RMS	1912.04	-25.39	-13	Pass	401



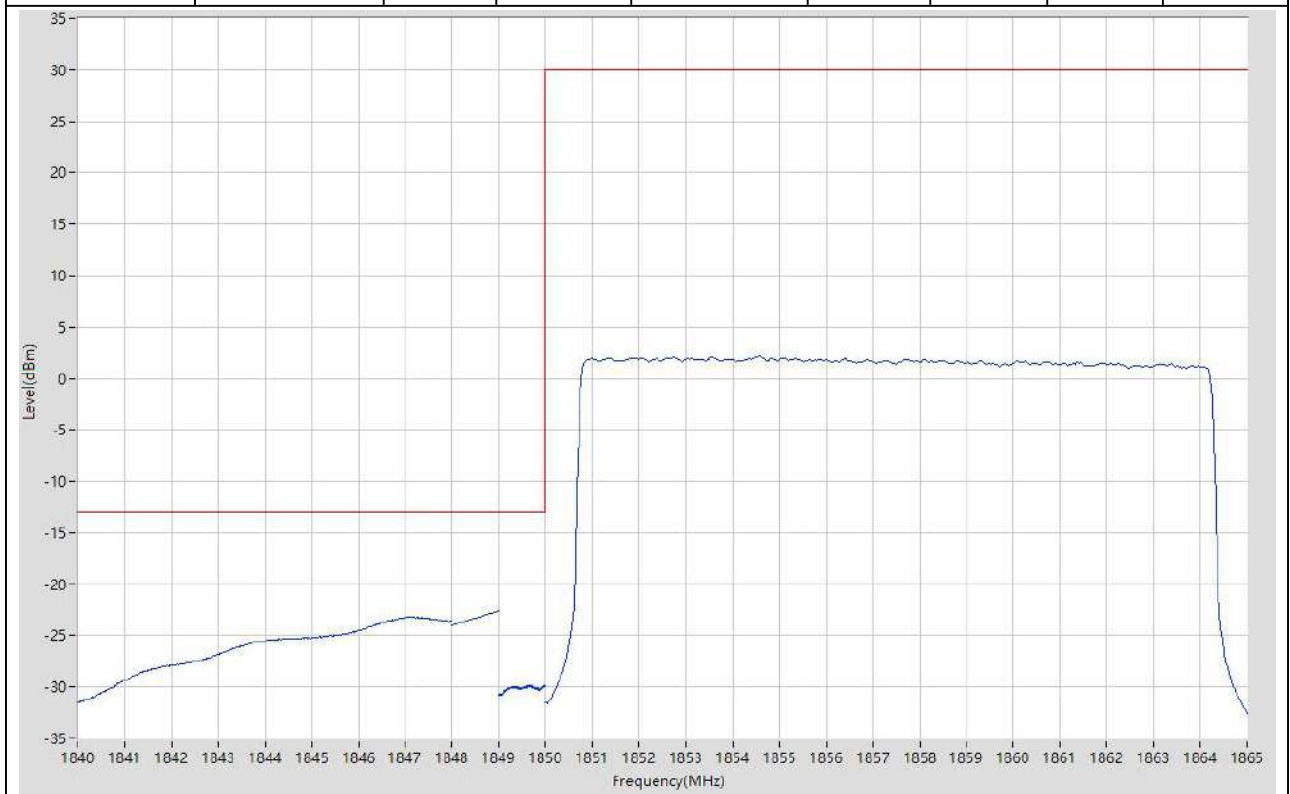
8.33. LTE Band Edge_Part22-24-27(NTNV)(Subtest:33, Channel:18675, Bandwidth:15, Modulation:QPSK, RB Number: 1, RB Position:LOW)

Start Frequency (MHz)	Stop Frequency (MHz)	RBW (MHz)	Detector	Frequency (MHz)	Power (dBm)	Limit (dBm)	Verdict	Sweep Point
1840	1848	1	RMS	1844.18	-39.35	-13	Pass	401
1848	1849	1	RMS	1849	-37.17	-13	Pass	2
1849	1850	0.15	RMS	1850	-22.27	-13	Pass	401
1850	1865	0.1	RMS	1850.825	21.05	30	Pass	401



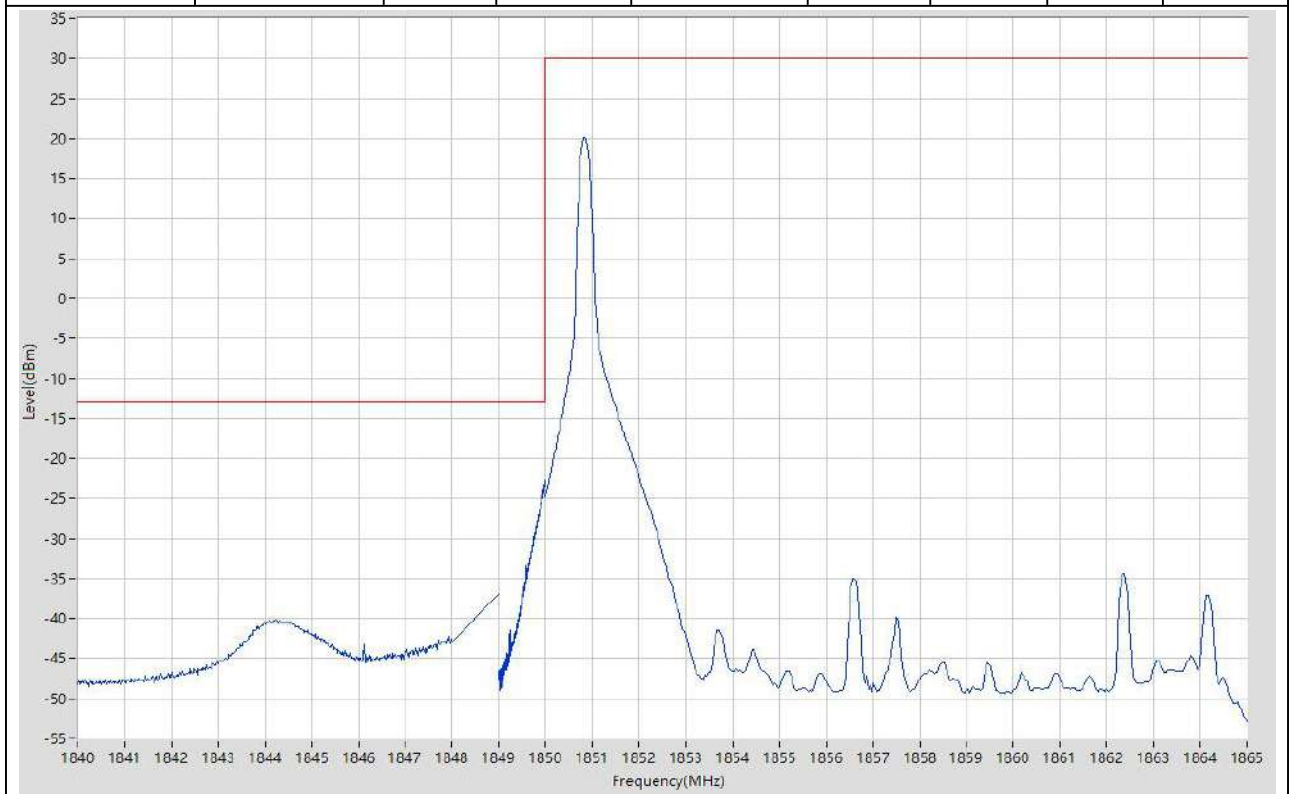
8.34. LTE Band Edge_Part22-24-27(NTNV)(Subtest:34, Channel:18675, Bandwidth:15, Modulation:QPSK, RB Number: 75, RB Position:LOW)

Start Frequency (MHz)	Stop Frequency (MHz)	RBW (MHz)	Detector	Frequency (MHz)	Power (dBm)	Limit (dBm)	Verdict	Sweep Point
1840	1848	1	RMS	1847.1	-23.2	-13	Pass	401
1848	1849	1	RMS	1849	-22.66	-13	Pass	2
1849	1850	0.15	RMS	1849.995	-29.84	-13	Pass	401
1850	1865	0.1	RMS	1854.575	2.17	30	Pass	401



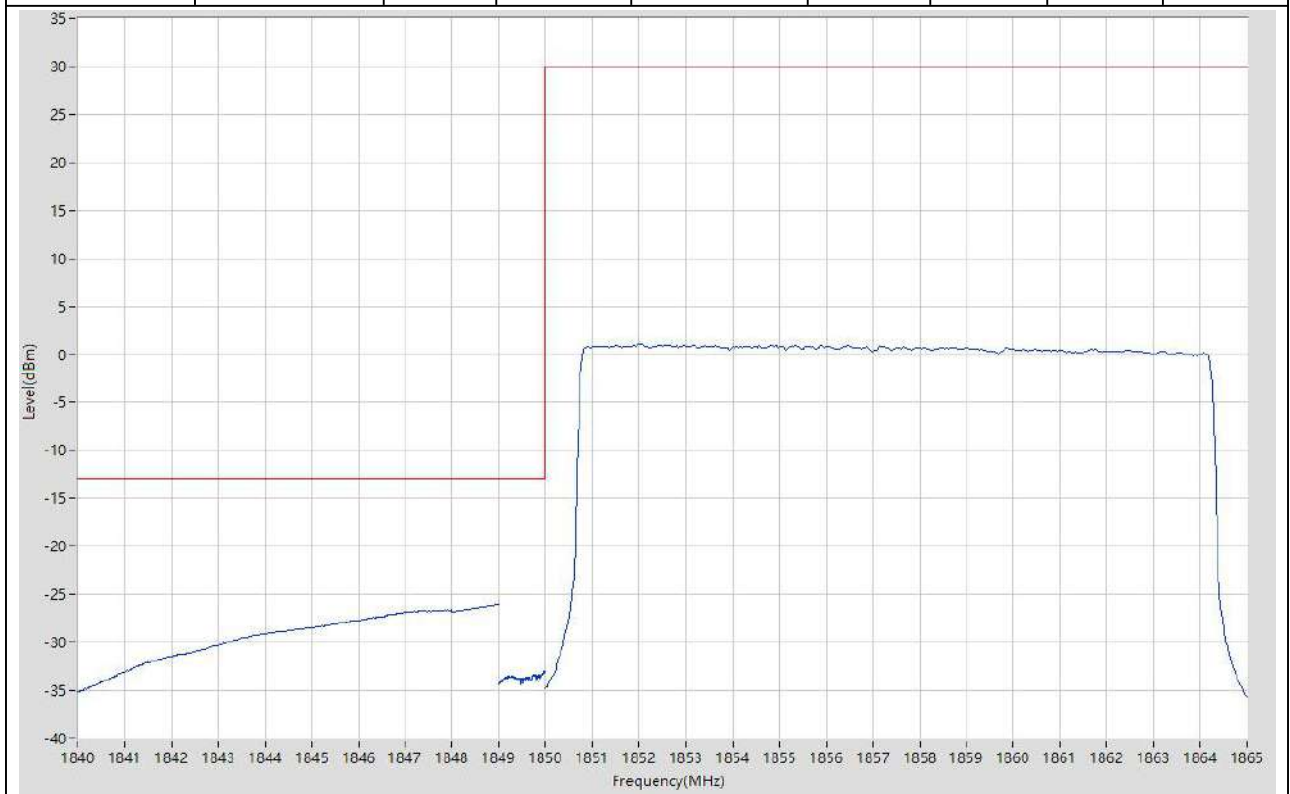
8.35. LTE Band Edge_Part22-24-27(NTNV)(Subtest:35, Channel:18675, Bandwidth:15, Modulation:Q16, RB Number: 1, RB Position:LOW)

Start Frequency (MHz)	Stop Frequency (MHz)	RBW (MHz)	Detector	Frequency (MHz)	Power (dBm)	Limit (dBm)	Verdict	Sweep Point
1840	1848	1	RMS	1844.24	-40.19	-13	Pass	401
1848	1849	1	RMS	1849	-37.02	-13	Pass	2
1849	1850	0.15	RMS	1850	-22.66	-13	Pass	401
1850	1865	0.1	RMS	1850.825	20.1	30	Pass	401



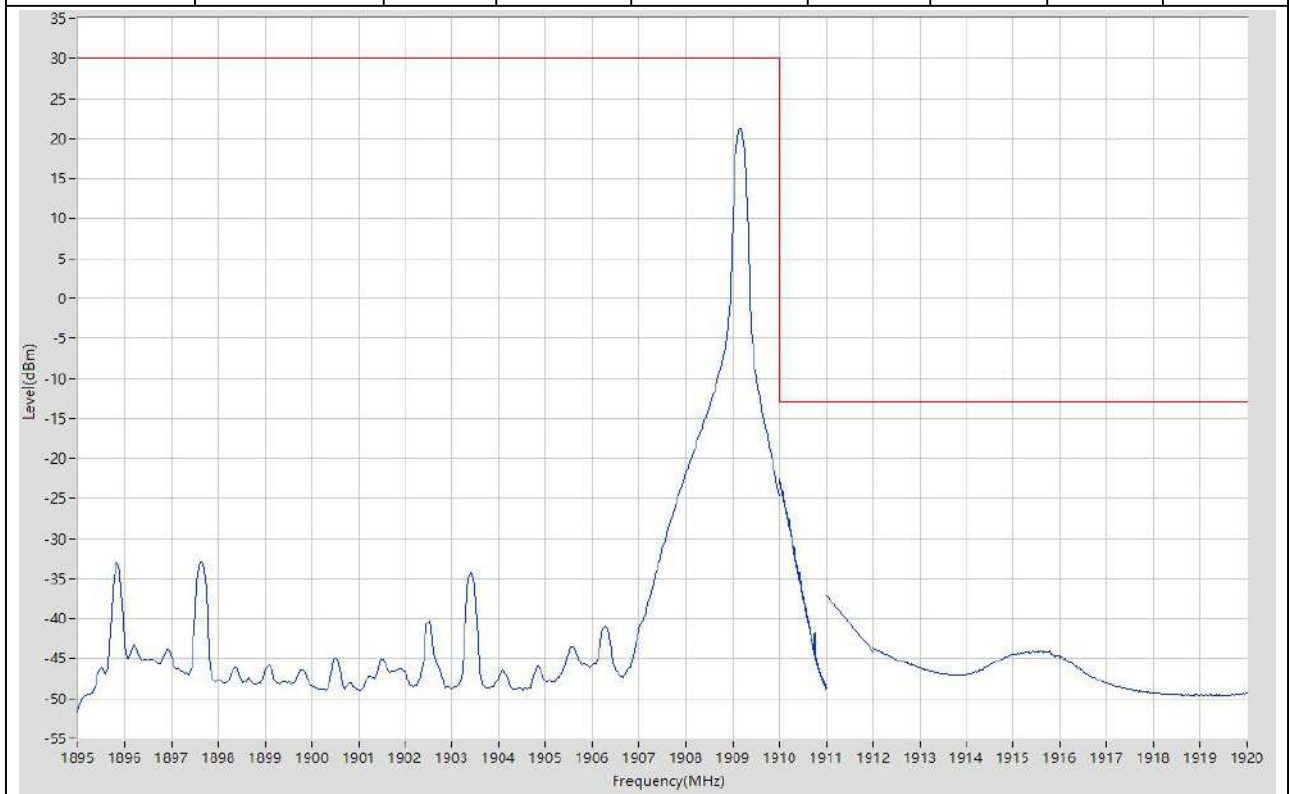
8.36. LTE Band Edge_Part22-24-27(NTNV)(Subtest:36, Channel:18675, Bandwidth:15, Modulation:Q16, RB Number: 75, RB Position:LOW)

Start Frequency (MHz)	Stop Frequency (MHz)	RBW (MHz)	Detector	Frequency (MHz)	Power (dBm)	Limit (dBm)	Verdict	Sweep Point
1840	1848	1	RMS	1848	-26.61	-13	Pass	401
1848	1849	1	RMS	1849	-26.16	-13	Pass	2
1849	1850	0.15	RMS	1849.998	-32.93	-13	Pass	401
1850	1865	0.1	RMS	1851.988	1.13	30	Pass	401



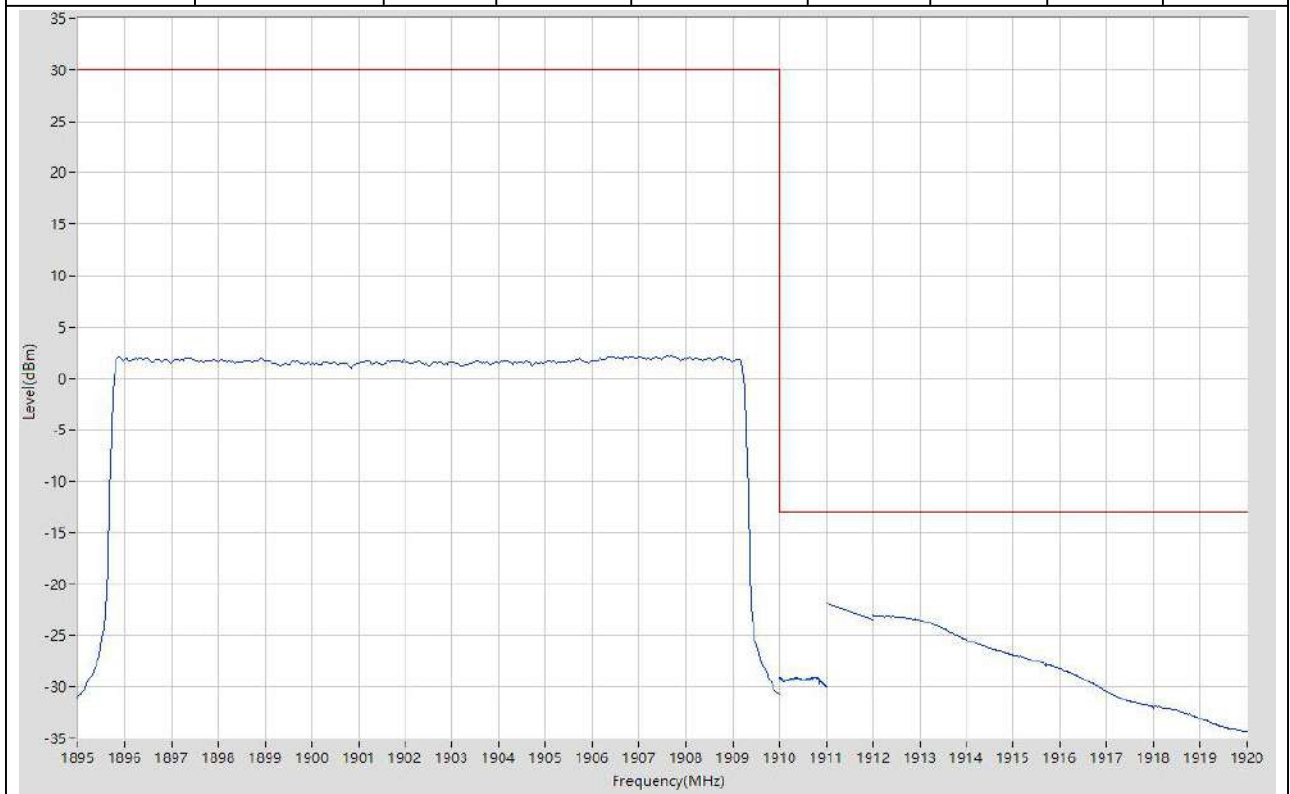
8.37. LTE Band Edge_Part22-24-27(NTNV)(Subtest:37, Channel:19125, Bandwidth:15, Modulation:QPSK, RB Number: 1, RB Position:HIGH)

Start Frequency (MHz)	Stop Frequency (MHz)	RBW (MHz)	Detector	Frequency (MHz)	Power (dBm)	Limit (dBm)	Verdict	Sweep Point
1895	1910	0.1	RMS	1909.175	21.14	30	Pass	401
1910	1911	0.15	RMS	1910	-22.49	-13	Pass	401
1911	1912	1	RMS	1911	-37.06	-13	Pass	2
1912	1920	1	RMS	1912	-43.68	-13	Pass	401



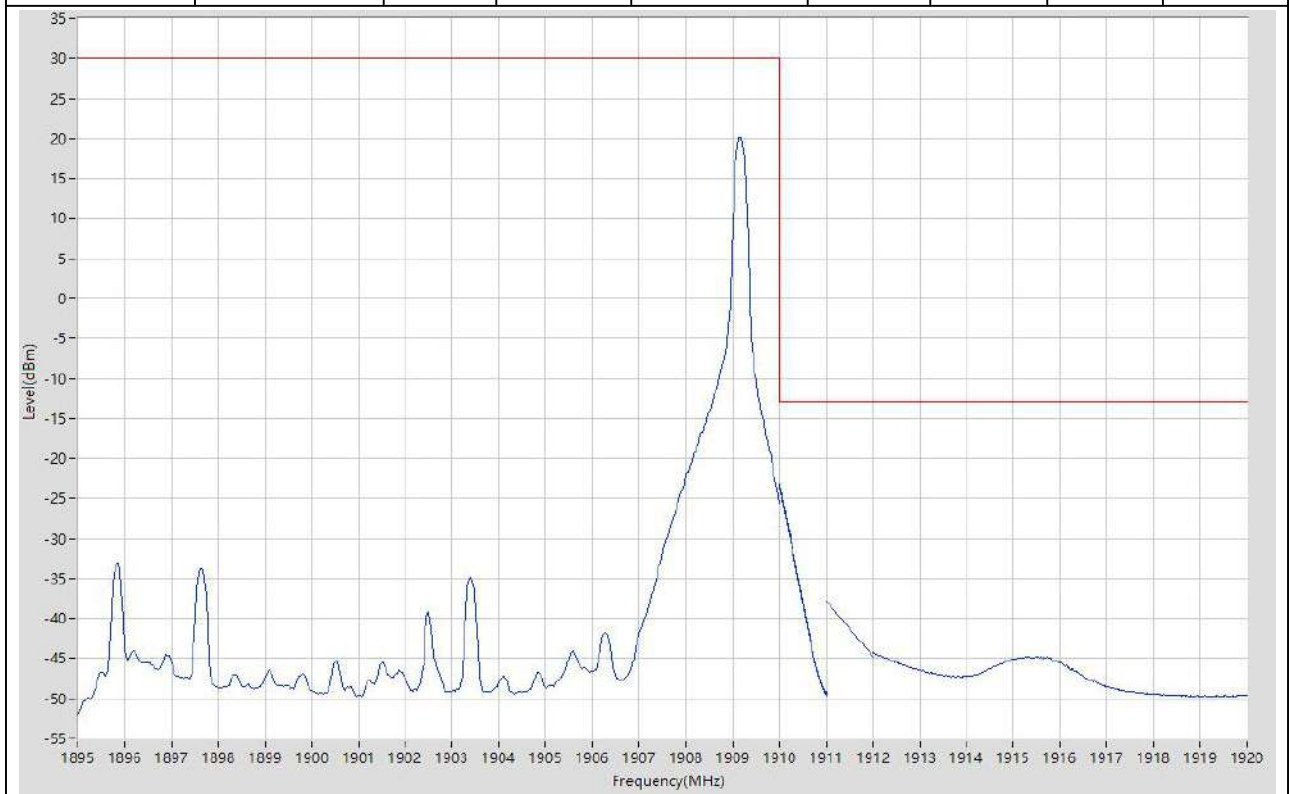
8.38. LTE Band Edge_Part22-24-27(NTNV)(Subtest:38, Channel:19125, Bandwidth:15, Modulation:QPSK, RB Number: 75, RB Position:HIGH)

Start Frequency (MHz)	Stop Frequency (MHz)	RBW (MHz)	Detector	Frequency (MHz)	Power (dBm)	Limit (dBm)	Verdict	Sweep Point
1895	1910	0.1	RMS	1907.675	2.12	30	Pass	401
1910	1911	0.15	RMS	1910.005	-29	-13	Pass	401
1911	1912	1	RMS	1911	-21.86	-13	Pass	2
1912	1920	1	RMS	1912.02	-23	-13	Pass	401



8.39. LTE Band Edge_Part22-24-27(NTNV)(Subtest:39, Channel:19125, Bandwidth:15, Modulation:Q16, RB Number: 1, RB Position:HIGH)

Start Frequency (MHz)	Stop Frequency (MHz)	RBW (MHz)	Detector	Frequency (MHz)	Power (dBm)	Limit (dBm)	Verdict	Sweep Point
1895	1910	0.1	RMS	1909.175	20.1	30	Pass	401
1910	1911	0.15	RMS	1910.005	-23.19	-13	Pass	401
1911	1912	1	RMS	1911	-37.87	-13	Pass	2
1912	1920	1	RMS	1912	-44.25	-13	Pass	401



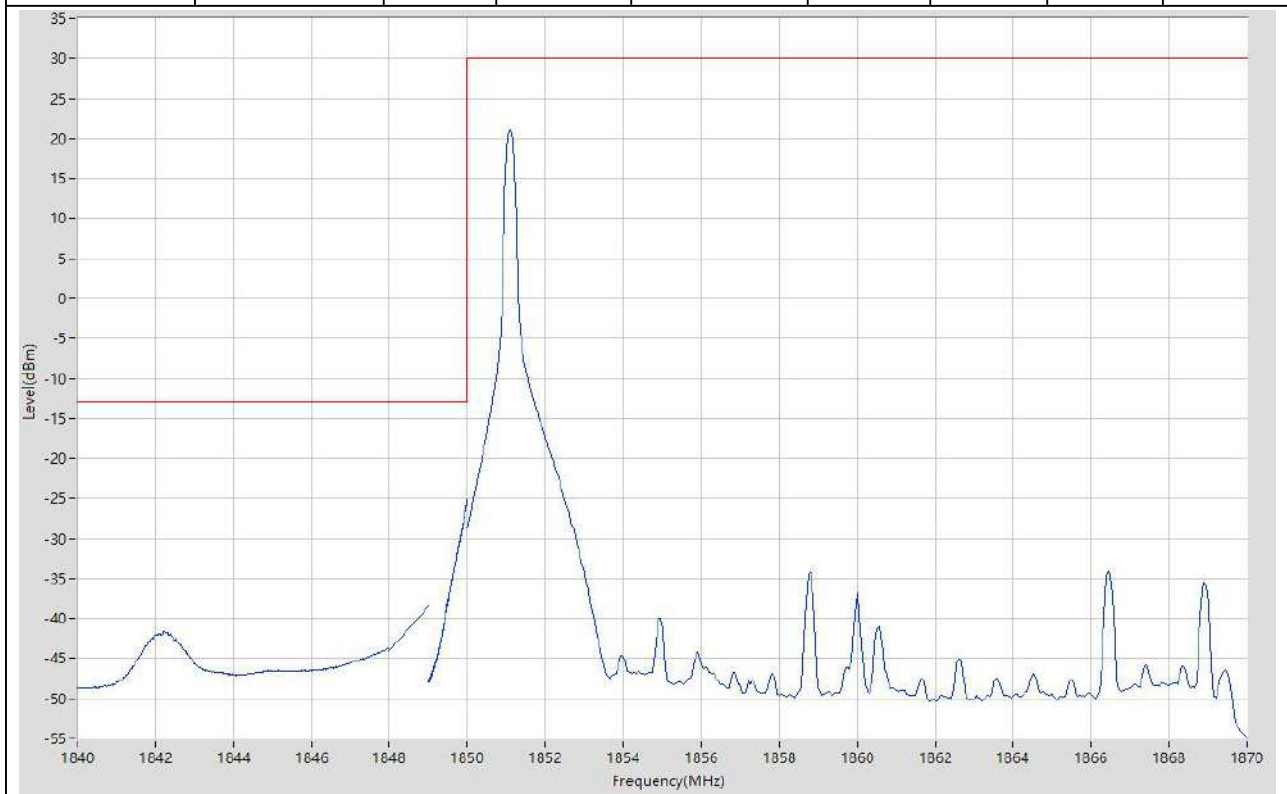
8.40. LTE Band Edge_Part22-24-27(NTNV)(Subtest:40, Channel:19125, Bandwidth:15, Modulation:Q16, RB Number: 75, RB Position:HIGH)

Start Frequency (MHz)	Stop Frequency (MHz)	RBW (MHz)	Detector	Frequency (MHz)	Power (dBm)	Limit (dBm)	Verdict	Sweep Point
1895	1910	0.1	RMS	1907.788	1.14	30	Pass	401
1910	1911	0.15	RMS	1910.005	-31.99	-13	Pass	401
1911	1912	1	RMS	1911	-25.59	-13	Pass	2
1912	1920	1	RMS	1912.04	-26.01	-13	Pass	401



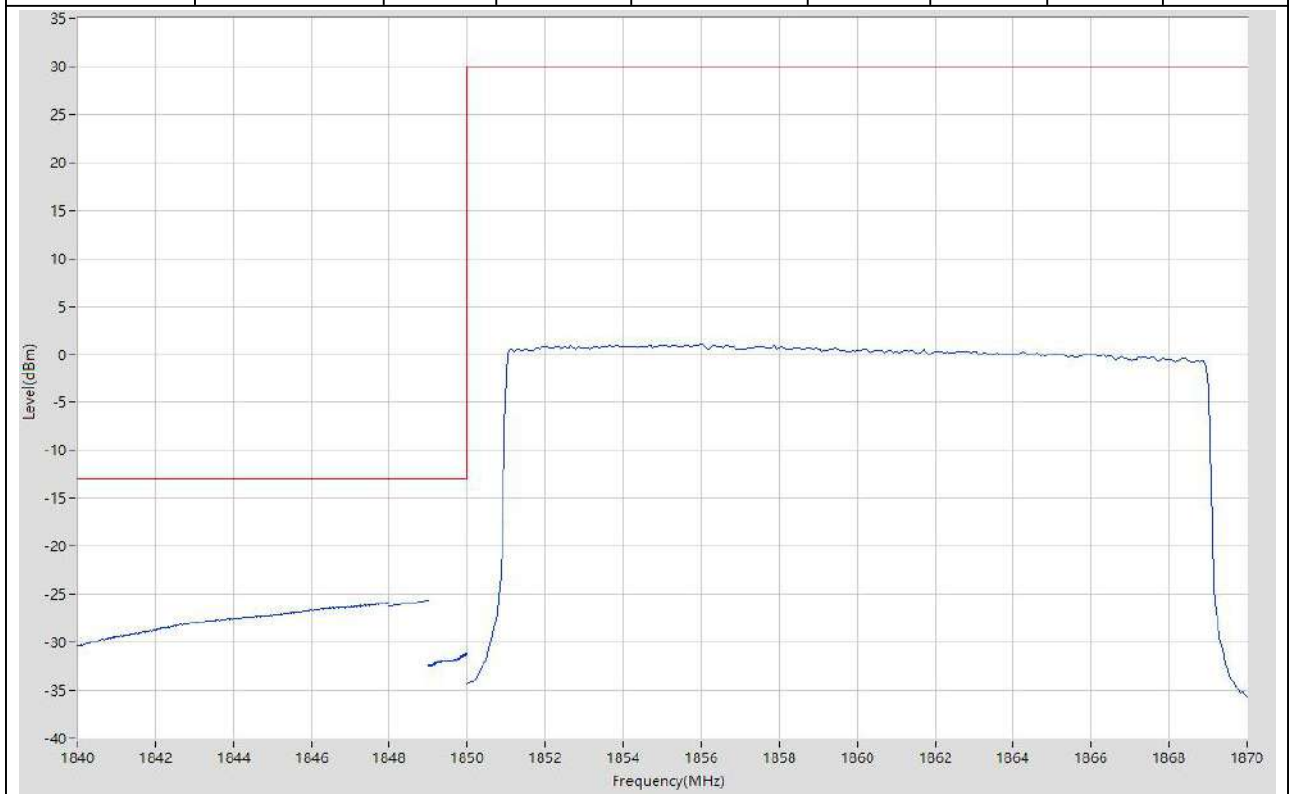
8.41. LTE Band Edge_Part22-24-27(NTNV)(Subtest:41, Channel:18700, Bandwidth:20, Modulation:QPSK, RB Number: 1, RB Position:LOW)

Start Frequency (MHz)	Stop Frequency (MHz)	RBW (MHz)	Detector	Frequency (MHz)	Power (dBm)	Limit (dBm)	Verdict	Sweep Point
1840	1848	1	RMS	1842.2	-41.66	-13	Pass	401
1848	1849	1	RMS	1849	-38.45	-13	Pass	2
1849	1850	0.2	RMS	1850	-25.12	-13	Pass	401
1850	1870	0.1	RMS	1851.1	21.04	30	Pass	401



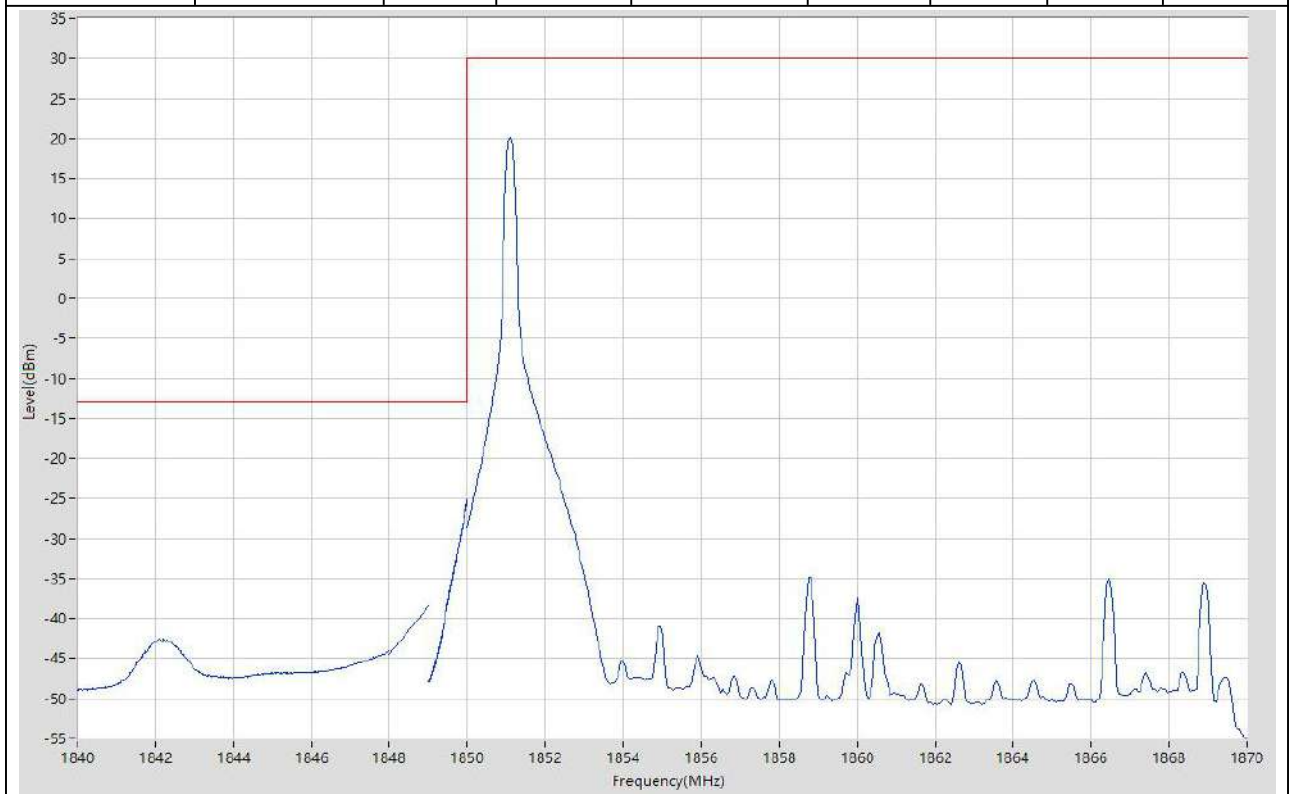
8.42. LTE Band Edge_Part22-24-27(NTNV)(Subtest:42, Channel:18700, Bandwidth:20, Modulation:QPSK, RB Number: 100, RB Position:LOW)

Start Frequency (MHz)	Stop Frequency (MHz)	RBW (MHz)	Detector	Frequency (MHz)	Power (dBm)	Limit (dBm)	Verdict	Sweep Point
1840	1848	1	RMS	1848	-25.86	-13	Pass	401
1848	1849	1	RMS	1849	-25.58	-13	Pass	2
1849	1850	0.2	RMS	1849.99	-31.16	-13	Pass	401
1850	1870	0.1	RMS	1856	1.01	30	Pass	401



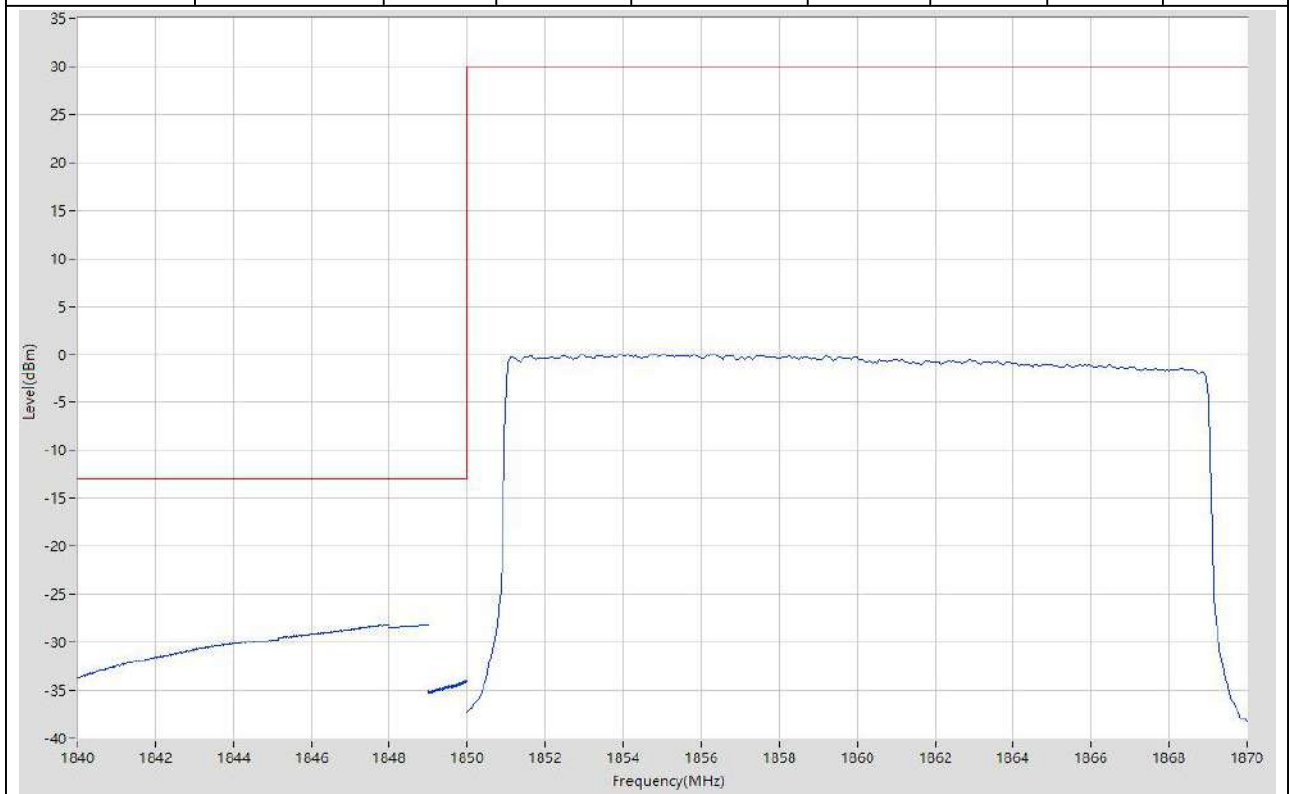
8.43. LTE Band Edge_Part22-24-27(NTNV)(Subtest:43, Channel:18700, Bandwidth:20, Modulation:Q16, RB Number: 1, RB Position:LOW)

Start Frequency (MHz)	Stop Frequency (MHz)	RBW (MHz)	Detector	Frequency (MHz)	Power (dBm)	Limit (dBm)	Verdict	Sweep Point
1840	1848	1	RMS	1842.2	-42.59	-13	Pass	401
1848	1849	1	RMS	1849	-38.48	-13	Pass	2
1849	1850	0.2	RMS	1850	-25.15	-13	Pass	401
1850	1870	0.1	RMS	1851.1	20.13	30	Pass	401



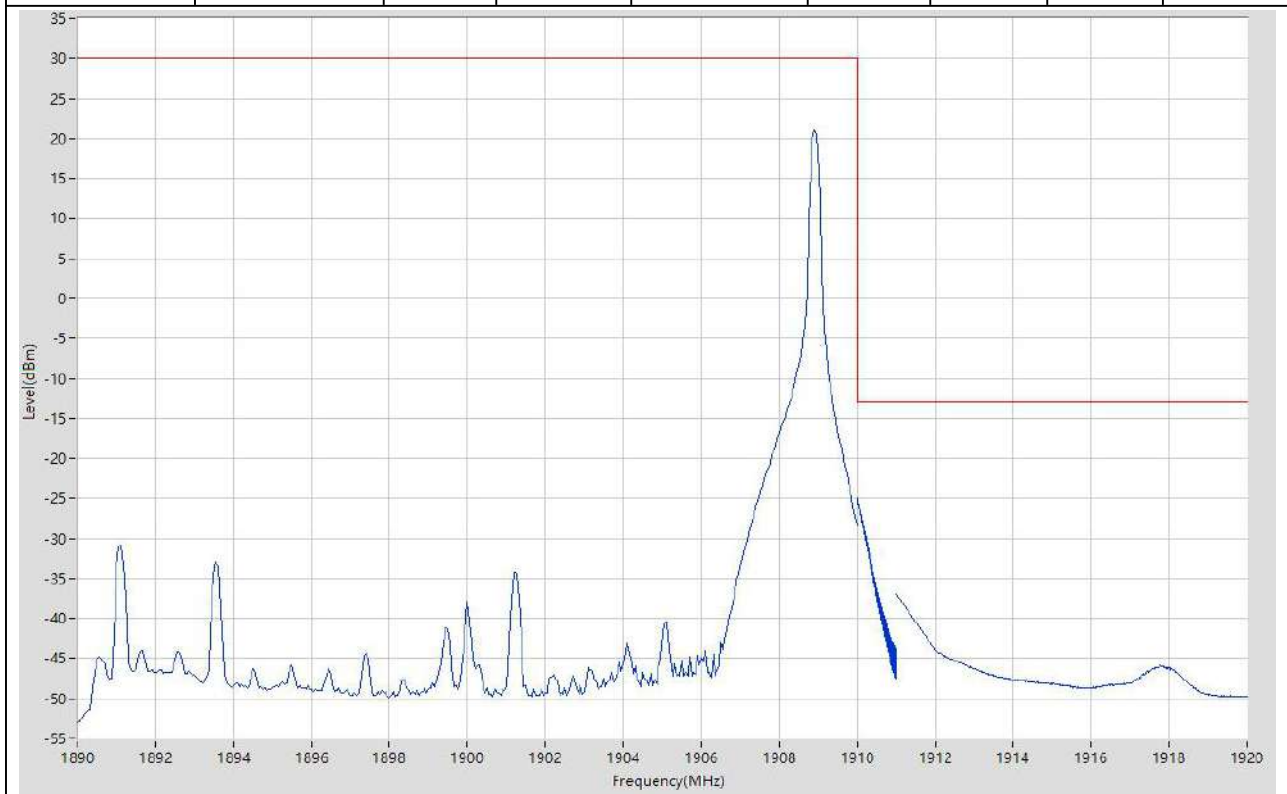
8.44. LTE Band Edge_Part22-24-27(NTNV)(Subtest:44, Channel:18700, Bandwidth:20, Modulation:Q16, RB Number: 100, RB Position:LOW)

Start Frequency (MHz)	Stop Frequency (MHz)	RBW (MHz)	Detector	Frequency (MHz)	Power (dBm)	Limit (dBm)	Verdict	Sweep Point
1840	1848	1	RMS	1847.98	-28.17	-13	Pass	401
1848	1849	1	RMS	1849	-28.2	-13	Pass	2
1849	1850	0.2	RMS	1849.973	-33.98	-13	Pass	401
1850	1870	0.1	RMS	1854.8	0.03	30	Pass	401



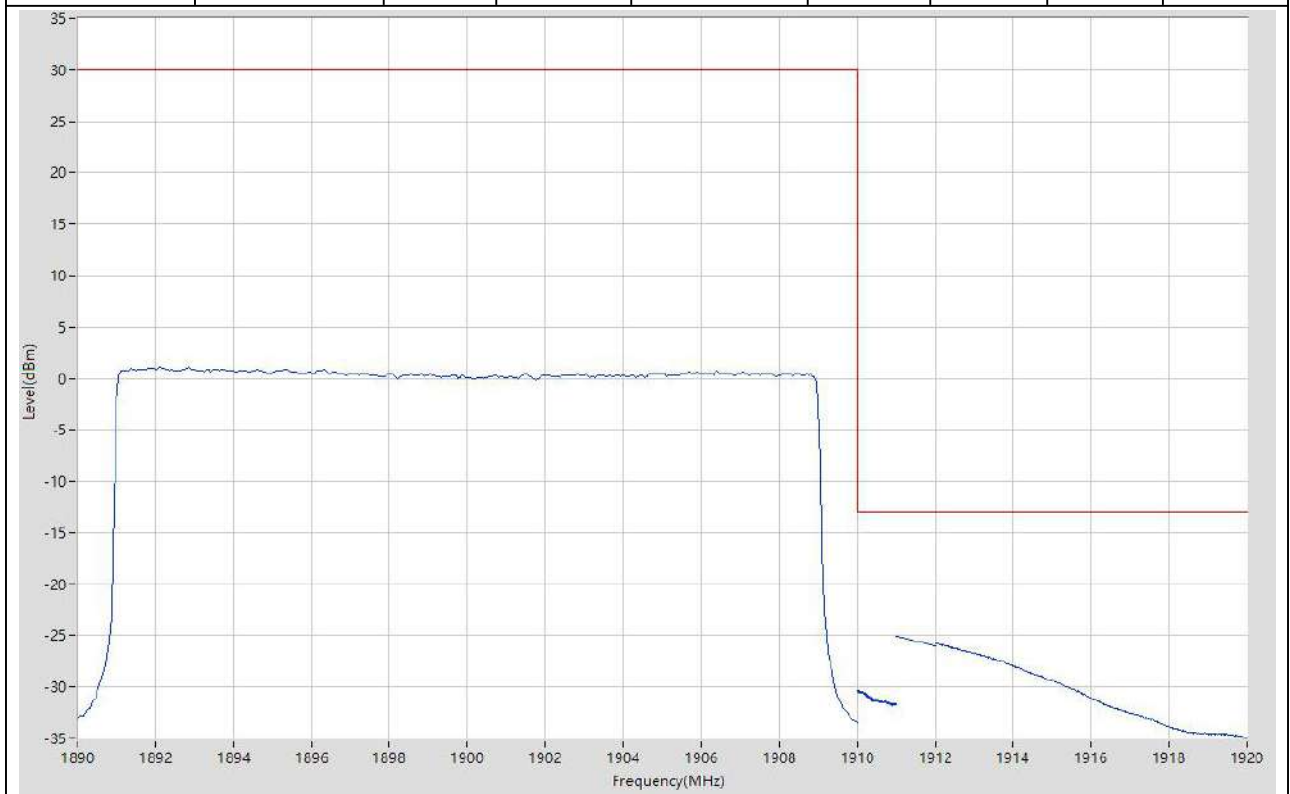
8.45. LTE Band Edge_Part22-24-27(NTNV)(Subtest:45, Channel:19100, Bandwidth:20, Modulation:QPSK, RB Number: 1, RB Position:HIGH)

Start Frequency (MHz)	Stop Frequency (MHz)	RBW (MHz)	Detector	Frequency (MHz)	Power (dBm)	Limit (dBm)	Verdict	Sweep Point
1890	1910	0.1	RMS	1908.9	21.02	30	Pass	401
1910	1911	0.2	RMS	1910.003	-24.94	-13	Pass	401
1911	1912	1	RMS	1911	-37.02	-13	Pass	2
1912	1920	1	RMS	1912	-44.07	-13	Pass	401



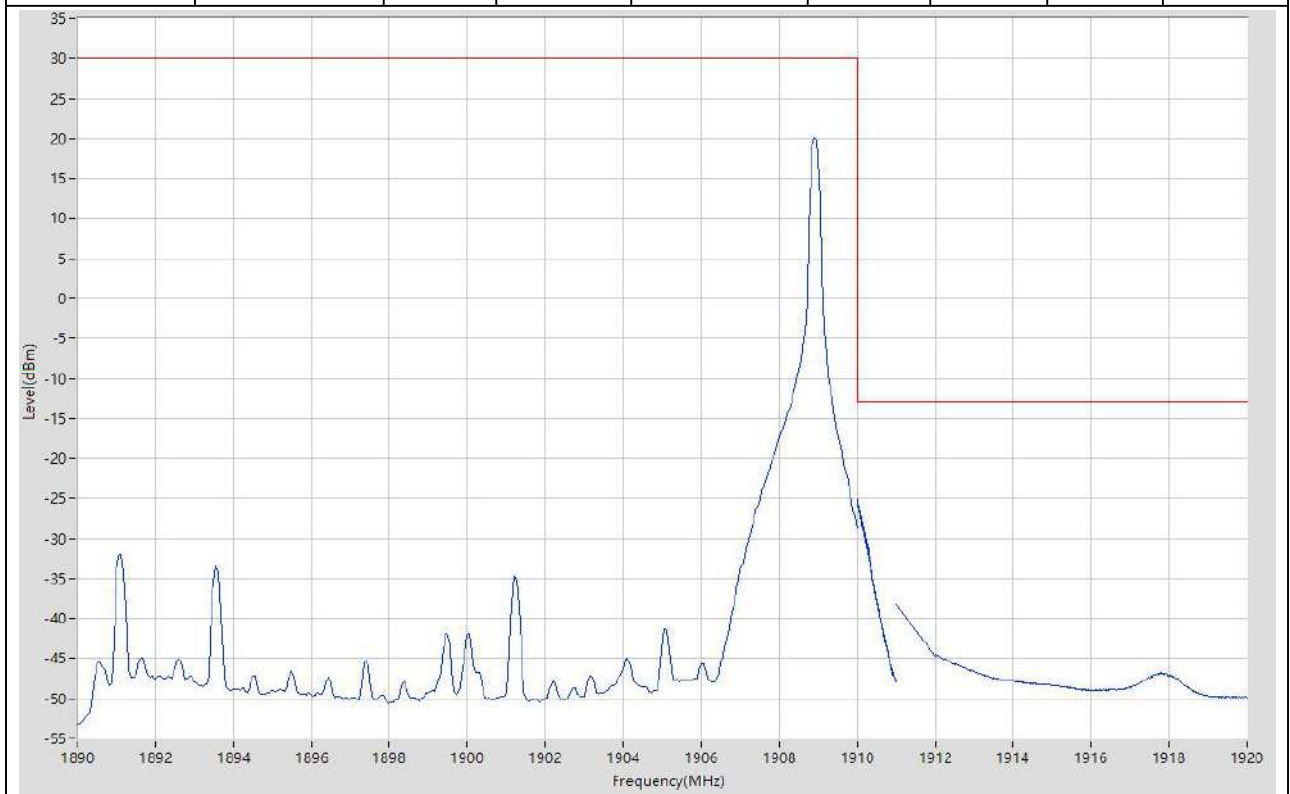
8.46. LTE Band Edge_Part22-24-27(NTNV)(Subtest:46, Channel:19100, Bandwidth:20, Modulation:QPSK, RB Number: 100, RB Position:HIGH)

Start Frequency (MHz)	Stop Frequency (MHz)	RBW (MHz)	Detector	Frequency (MHz)	Power (dBm)	Limit (dBm)	Verdict	Sweep Point
1890	1910	0.1	RMS	1892.1	1.11	30	Pass	401
1910	1911	0.2	RMS	1910	-30.34	-13	Pass	401
1911	1912	1	RMS	1911	-25.03	-13	Pass	2
1912	1920	1	RMS	1912.04	-25.73	-13	Pass	401



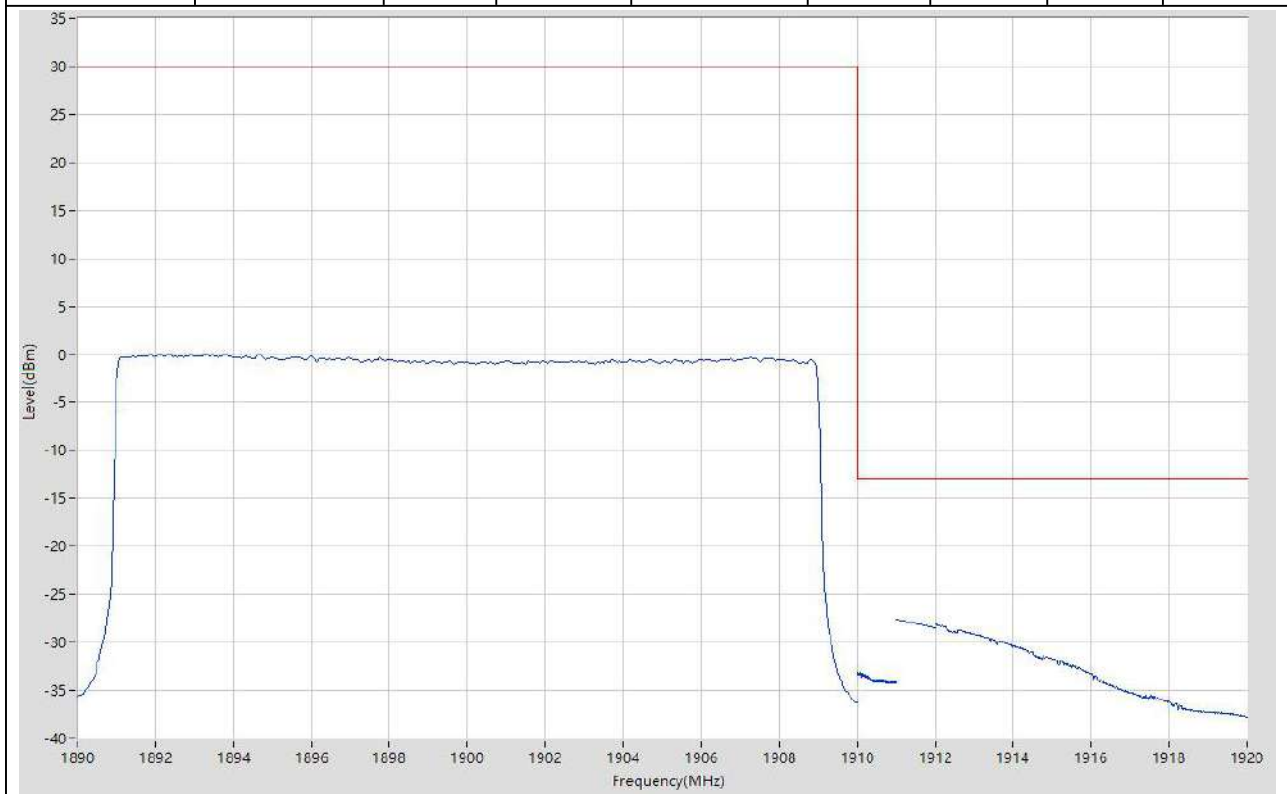
8.47. LTE Band Edge_Part22-24-27(NTNV)(Subtest:47, Channel:19100, Bandwidth:20, Modulation:Q16, RB Number: 1, RB Position:HIGH)

Start Frequency (MHz)	Stop Frequency (MHz)	RBW (MHz)	Detector	Frequency (MHz)	Power (dBm)	Limit (dBm)	Verdict	Sweep Point
1890	1910	0.1	RMS	1908.9	20.09	30	Pass	401
1910	1911	0.2	RMS	1910.003	-25.12	-13	Pass	401
1911	1912	1	RMS	1911	-38.34	-13	Pass	2
1912	1920	1	RMS	1912.02	-44.45	-13	Pass	401



8.48. LTE Band Edge_Part22-24-27(NTNV)(Subtest:48, Channel:19100, Bandwidth:20, Modulation:Q16, RB Number: 100, RB Position:HIGH)

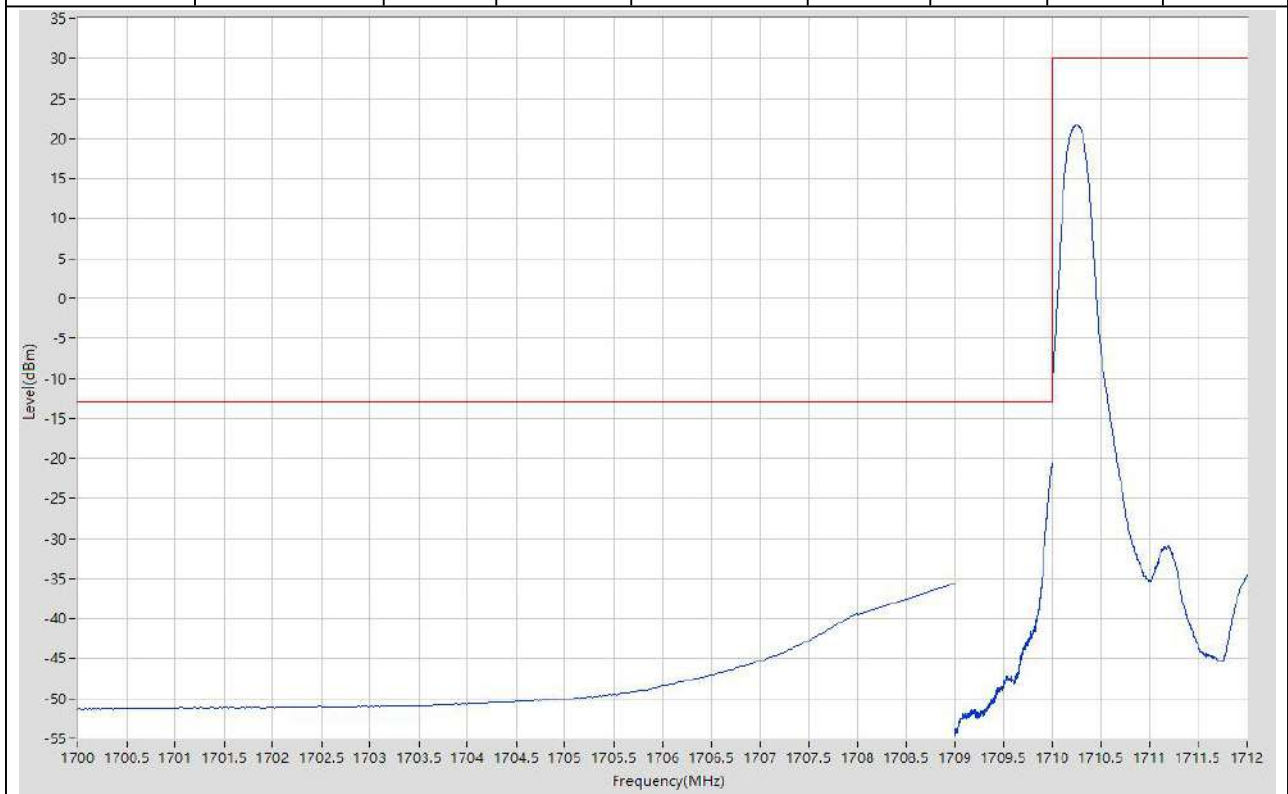
Start Frequency (MHz)	Stop Frequency (MHz)	RBW (MHz)	Detector	Frequency (MHz)	Power (dBm)	Limit (dBm)	Verdict	Sweep Point
1890	1910	0.1	RMS	1893.25	0.03	30	Pass	401
1910	1911	0.2	RMS	1910.073	-33.15	-13	Pass	401
1911	1912	1	RMS	1911	-27.6	-13	Pass	2
1912	1920	1	RMS	1912.02	-28.06	-13	Pass	401



9. LTE_Band4

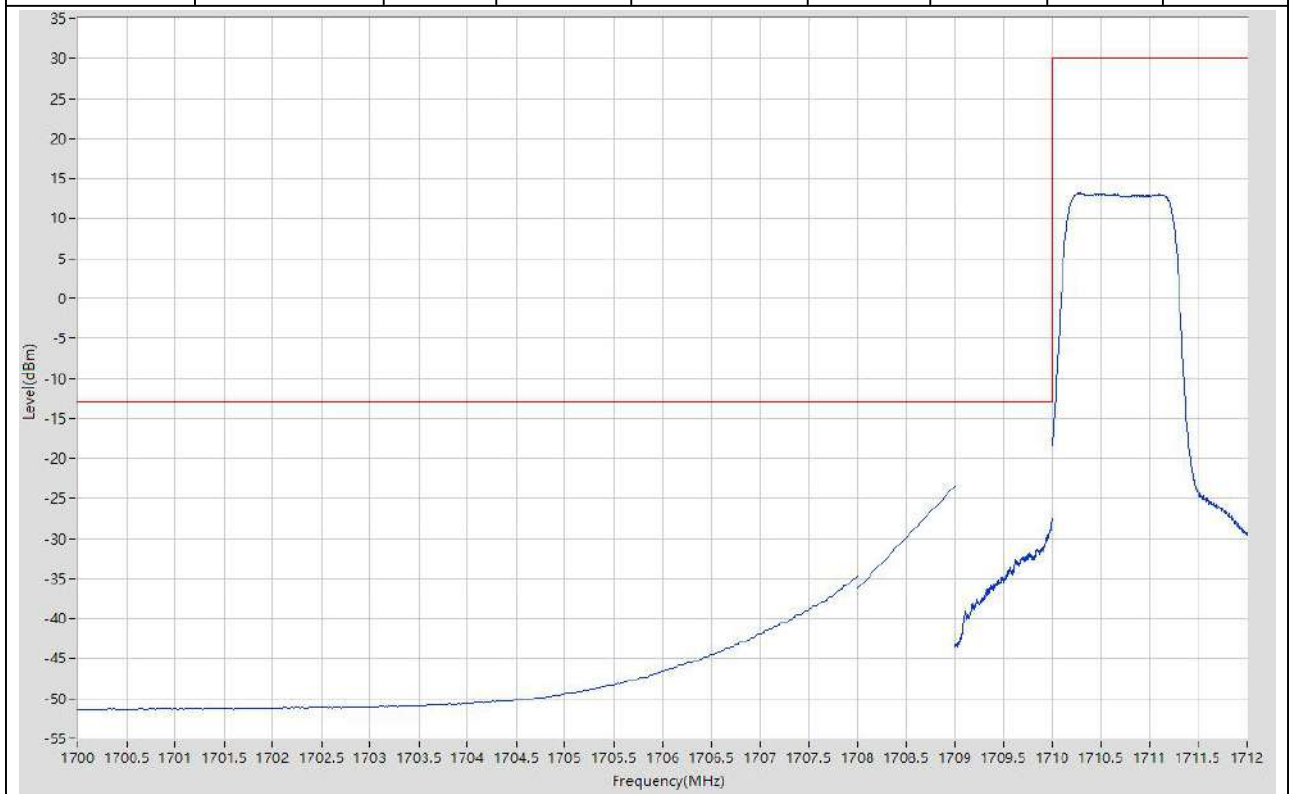
9.1. LTE Band Edge_Part22-24-27(NTNV)(Subtest:1, Channel:19957, Bandwidth:1.4, Modulation:QPSK, RB Number: 1, RB Position:LOW)

Start Frequency (MHz)	Stop Frequency (MHz)	RBW (MHz)	Detector	Frequency (MHz)	Power (dBm)	Limit (dBm)	Verdict	Sweep Point
1700	1708	1	RMS	1708	-39.35	-13	Pass	401
1708	1709	1	RMS	1709	-35.62	-13	Pass	2
1709	1710	0.02	RMS	1710	-20.55	-13	Pass	401
1710	1712	0.1	RMS	1710.245	21.62	30	Pass	401



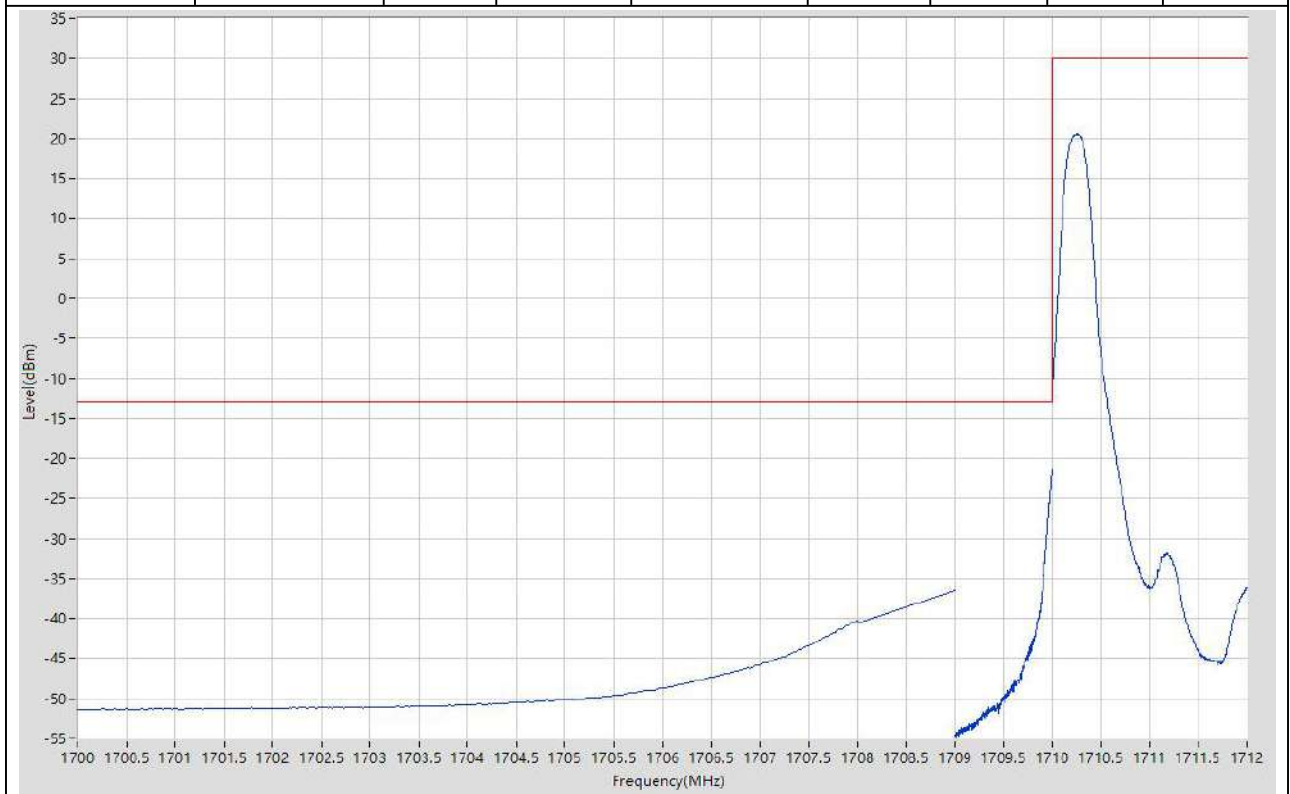
9.2. LTE Band Edge_Part22-24-27(NTNV)(Subtest:2, Channel:19957, Bandwidth:1.4, Modulation:QPSK, RB Number: 6, RB Position:LOW)

Start Frequency (MHz)	Stop Frequency (MHz)	RBW (MHz)	Detector	Frequency (MHz)	Power (dBm)	Limit (dBm)	Verdict	Sweep Point
1700	1708	1	RMS	1708	-34.76	-13	Pass	401
1708	1709	1	RMS	1709	-23.51	-13	Pass	2
1709	1710	0.02	RMS	1710	-27.5	-13	Pass	401
1710	1712	0.1	RMS	1710.265	13.17	30	Pass	401



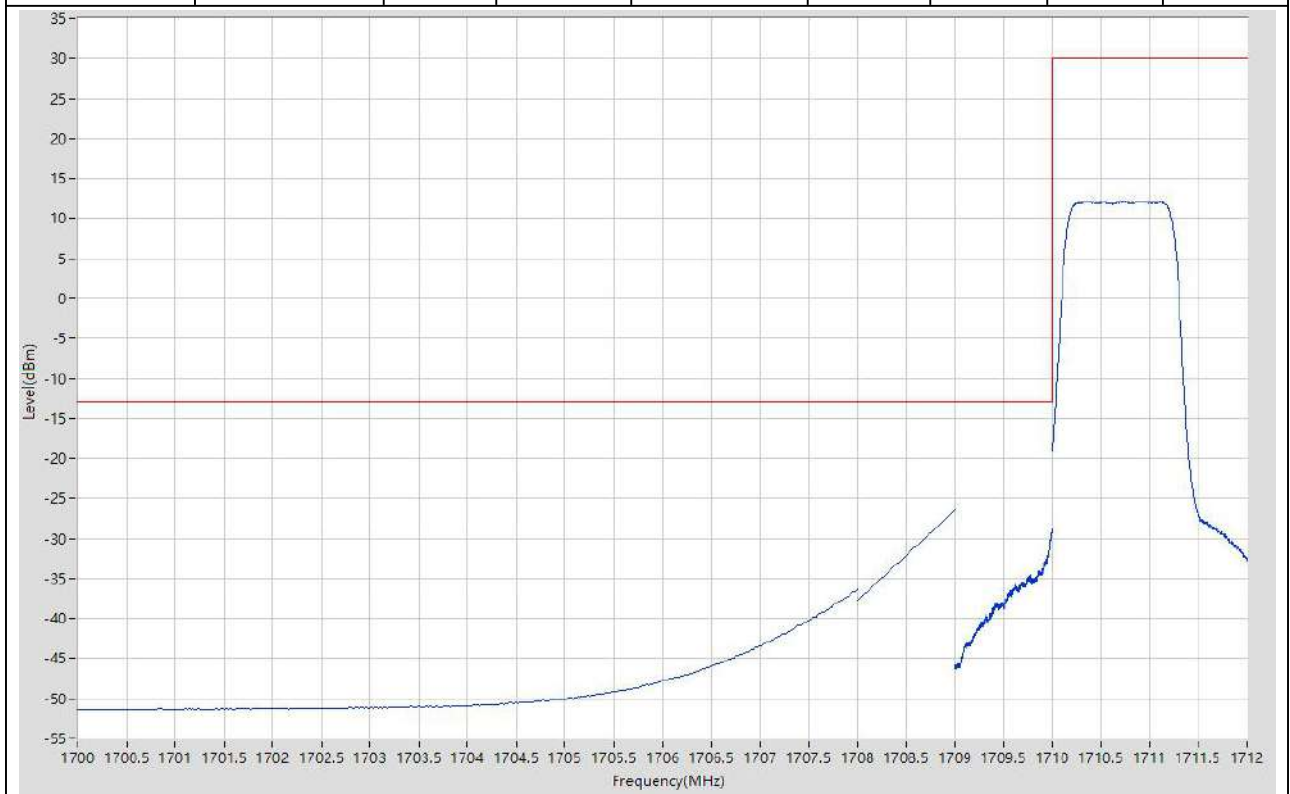
9.3. LTE Band Edge_Part22-24-27(NTNV)(Subtest:3, Channel:19957, Bandwidth:1.4, Modulation:Q16, RB Number: 1, RB Position:LOW)

Start Frequency (MHz)	Stop Frequency (MHz)	RBW (MHz)	Detector	Frequency (MHz)	Power (dBm)	Limit (dBm)	Verdict	Sweep Point
1700	1708	1	RMS	1708	-40.33	-13	Pass	401
1708	1709	1	RMS	1709	-36.58	-13	Pass	2
1709	1710	0.02	RMS	1710	-21.41	-13	Pass	401
1710	1712	0.1	RMS	1710.25	20.55	30	Pass	401



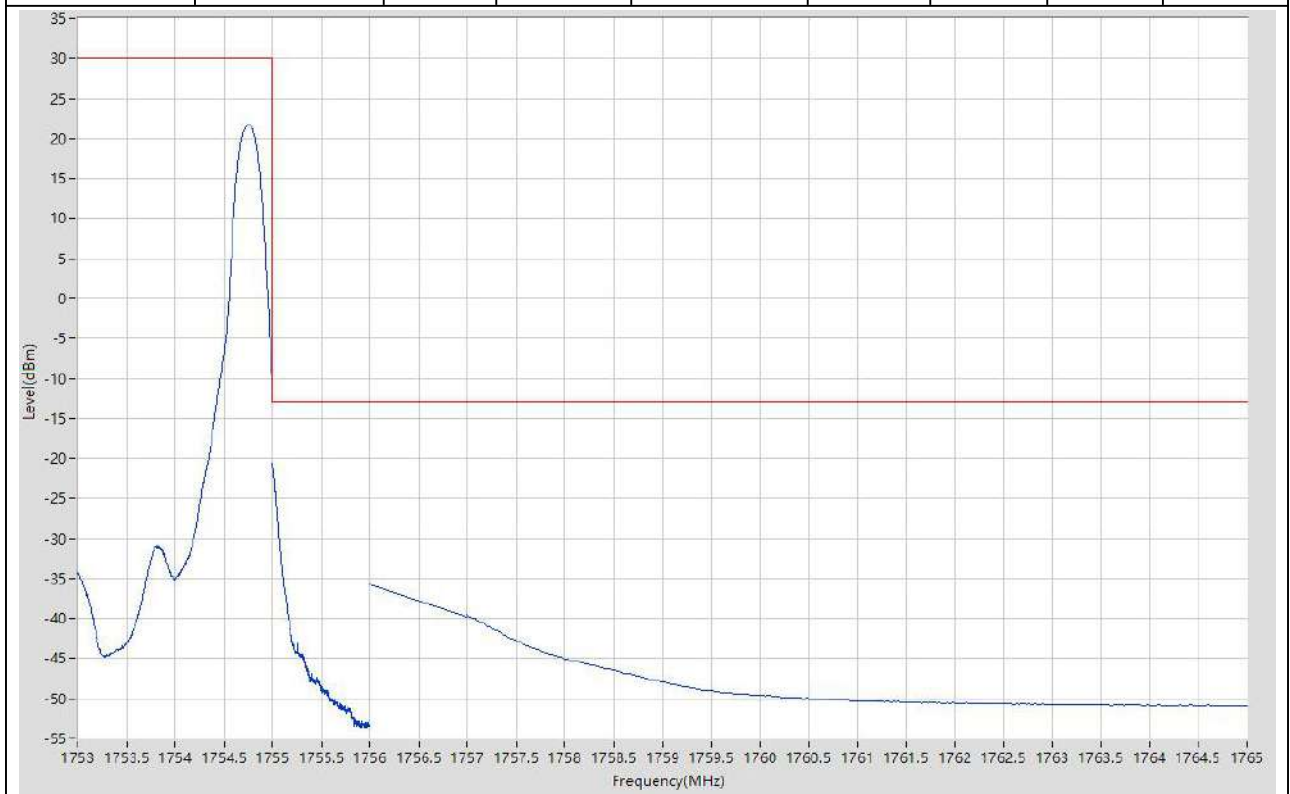
9.4. LTE Band Edge_Part22-24-27(NTNV)(Subtest:4, Channel:19957, Bandwidth:1.4, Modulation:Q16, RB Number: 6, RB Position:LOW)

Start Frequency (MHz)	Stop Frequency (MHz)	RBW (MHz)	Detector	Frequency (MHz)	Power (dBm)	Limit (dBm)	Verdict	Sweep Point
1700	1708	1	RMS	1708	-36.36	-13	Pass	401
1708	1709	1	RMS	1709	-26.46	-13	Pass	2
1709	1710	0.02	RMS	1710	-28.93	-13	Pass	401
1710	1712	0.1	RMS	1711.115	12.12	30	Pass	401



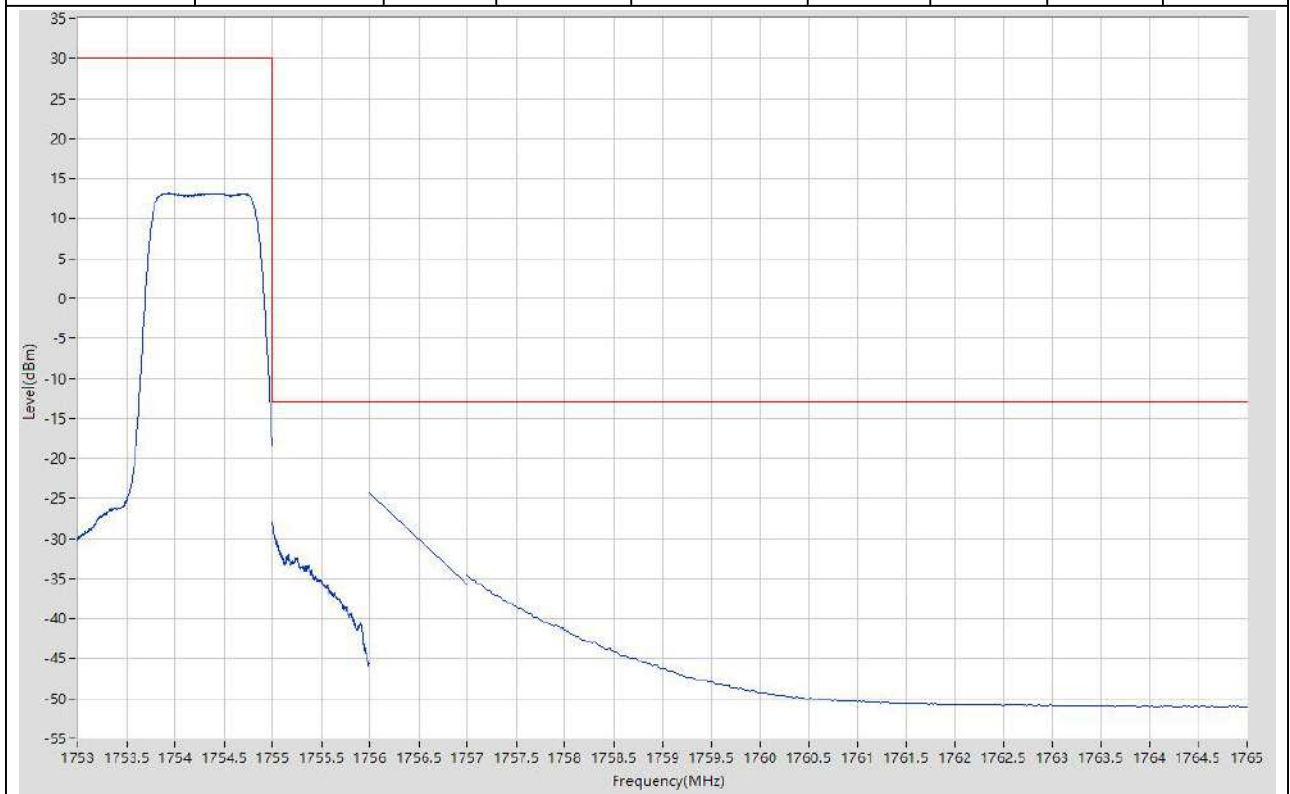
9.5. LTE Band Edge_Part22-24-27(NTNV)(Subtest:5, Channel:20393, Bandwidth:1.4, Modulation:QPSK, RB Number: 1, RB Position:HIGH)

Start Frequency (MHz)	Stop Frequency (MHz)	RBW (MHz)	Detector	Frequency (MHz)	Power (dBm)	Limit (dBm)	Verdict	Sweep Point
1753	1755	0.1	RMS	1754.755	21.64	30	Pass	401
1755	1756	0.02	RMS	1755	-20.56	-13	Pass	401
1756	1757	1	RMS	1756	-35.73	-13	Pass	2
1757	1765	1	RMS	1757	-39.54	-13	Pass	401



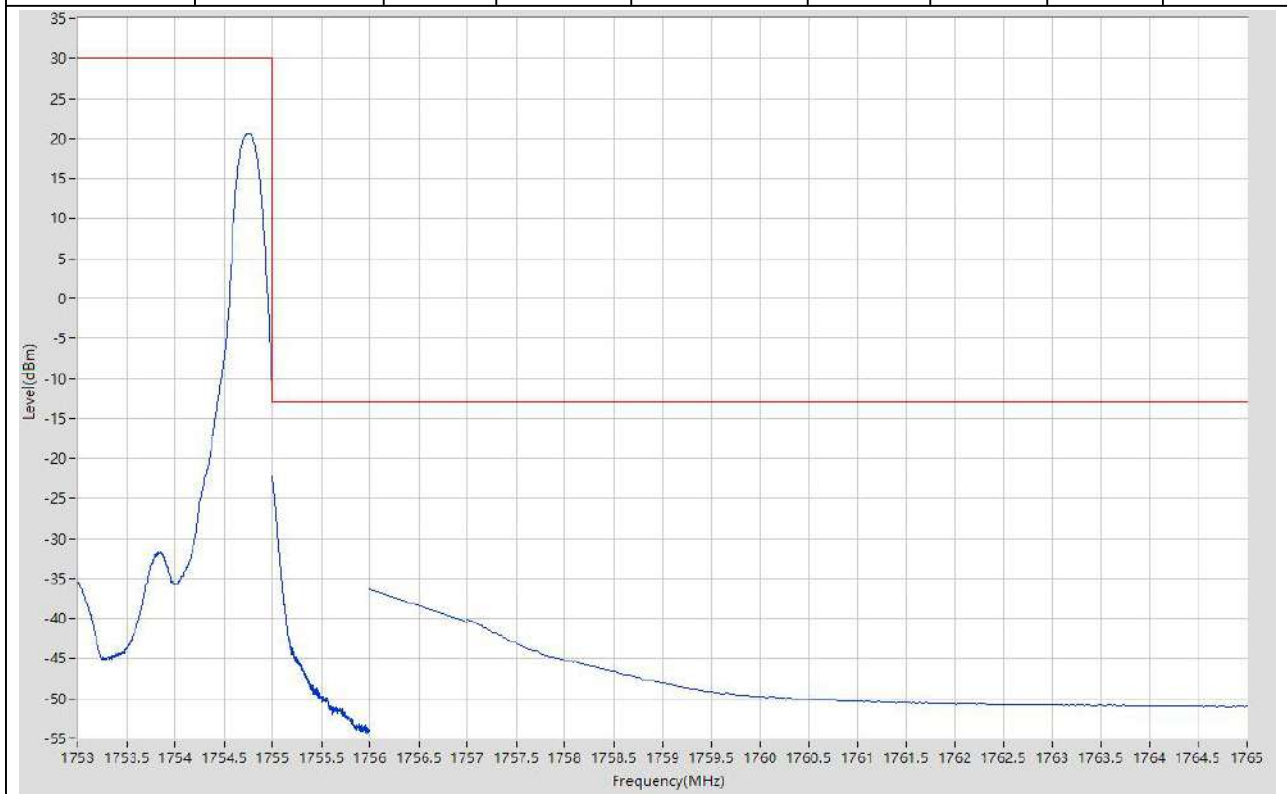
9.6. LTE Band Edge_Part22-24-27(NTNV)(Subtest:6, Channel:20393, Bandwidth:1.4, Modulation:QPSK, RB Number: 6, RB Position:HIGH)

Start Frequency (MHz)	Stop Frequency (MHz)	RBW (MHz)	Detector	Frequency (MHz)	Power (dBm)	Limit (dBm)	Verdict	Sweep Point
1753	1755	0.1	RMS	1753.94	13.15	30	Pass	401
1755	1756	0.02	RMS	1755	-27.98	-13	Pass	401
1756	1757	1	RMS	1756	-24.4	-13	Pass	2
1757	1765	1	RMS	1757	-34.63	-13	Pass	401



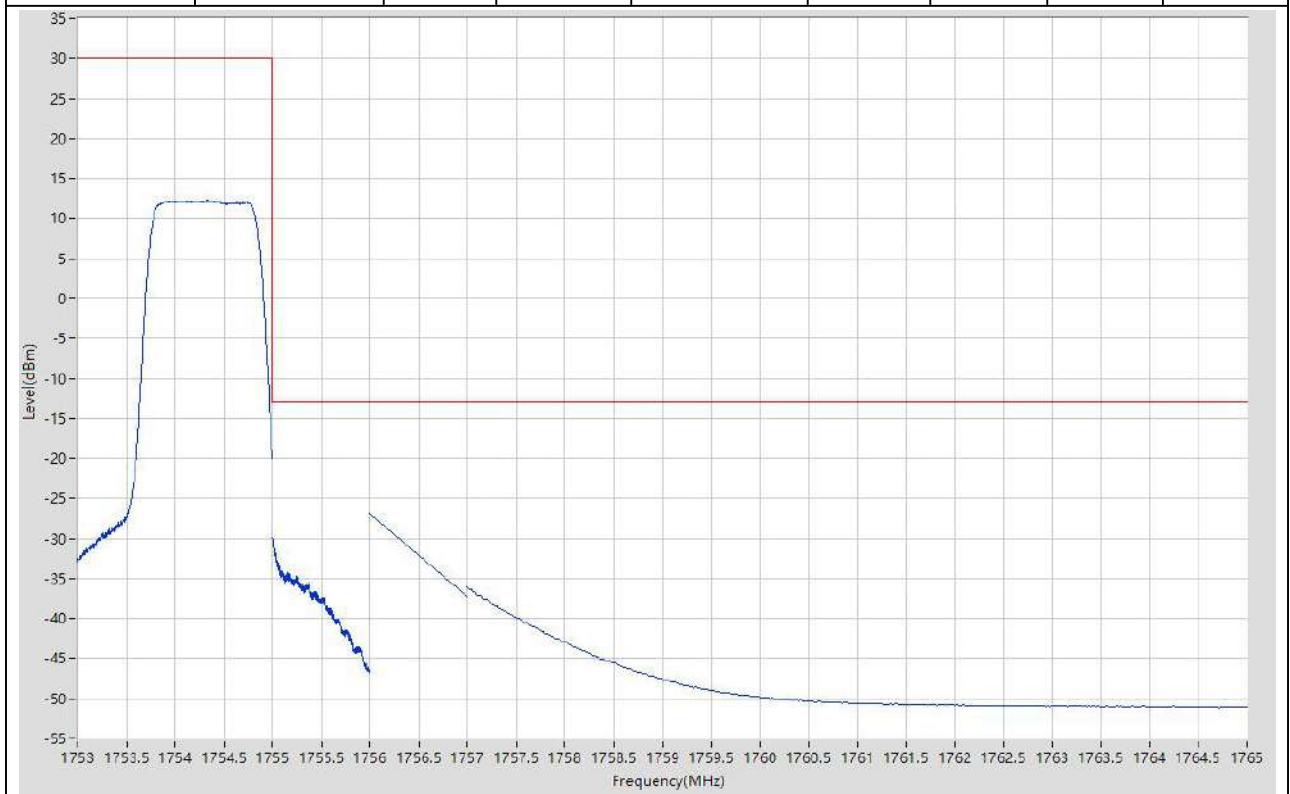
9.7. LTE Band Edge_Part22-24-27(NTNV)(Subtest:7, Channel:20393, Bandwidth:1.4, Modulation:Q16, RB Number: 1, RB Position:HIGH)

Start Frequency (MHz)	Stop Frequency (MHz)	RBW (MHz)	Detector	Frequency (MHz)	Power (dBm)	Limit (dBm)	Verdict	Sweep Point
1753	1755	0.1	RMS	1754.745	20.64	30	Pass	401
1755	1756	0.02	RMS	1755	-22.19	-13	Pass	401
1756	1757	1	RMS	1756	-36.3	-13	Pass	2
1757	1765	1	RMS	1757	-40.07	-13	Pass	401



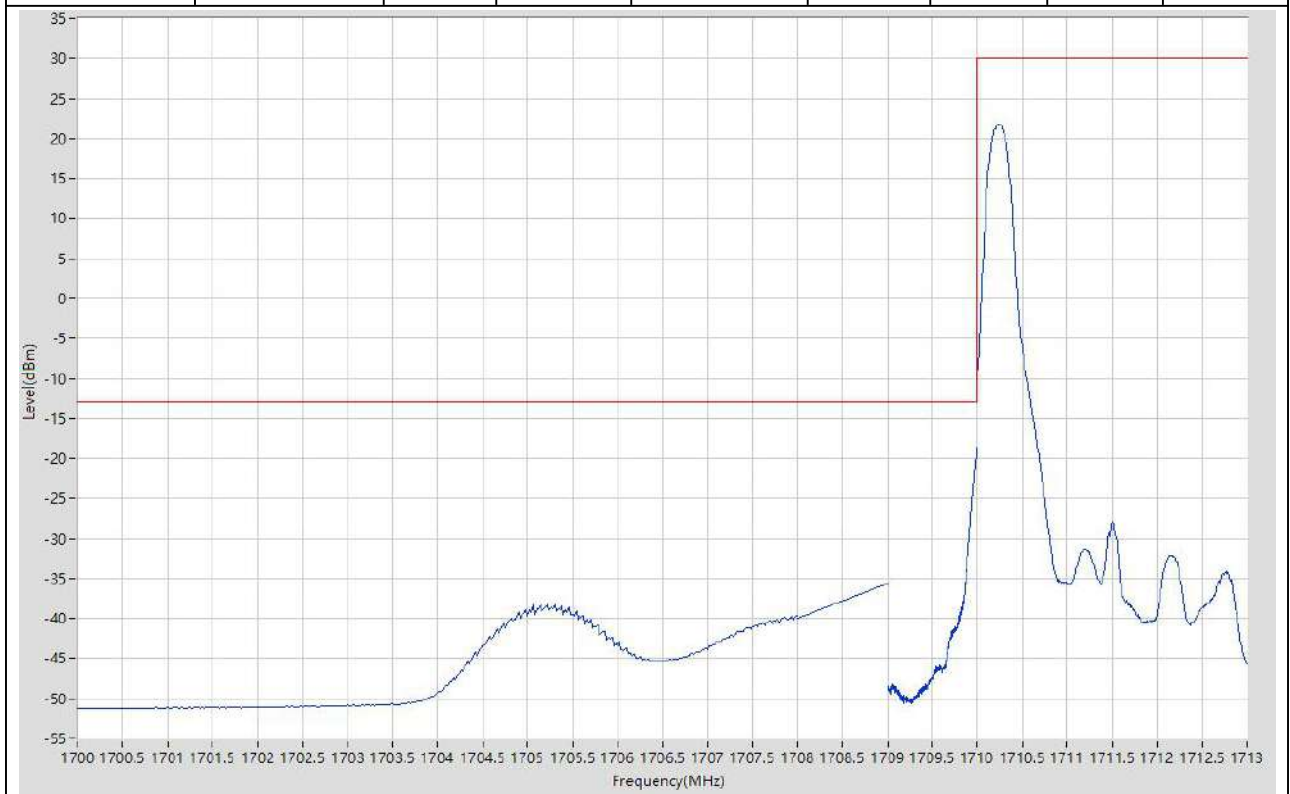
9.8. LTE Band Edge_Part22-24-27(NTNV)(Subtest:8, Channel:20393, Bandwidth:1.4, Modulation:Q16, RB Number: 6, RB Position:HIGH)

Start Frequency (MHz)	Stop Frequency (MHz)	RBW (MHz)	Detector	Frequency (MHz)	Power (dBm)	Limit (dBm)	Verdict	Sweep Point
1753	1755	0.1	RMS	1754.315	12.27	30	Pass	401
1755	1756	0.02	RMS	1755.003	-29.96	-13	Pass	401
1756	1757	1	RMS	1756	-26.84	-13	Pass	2
1757	1765	1	RMS	1757	-36.11	-13	Pass	401



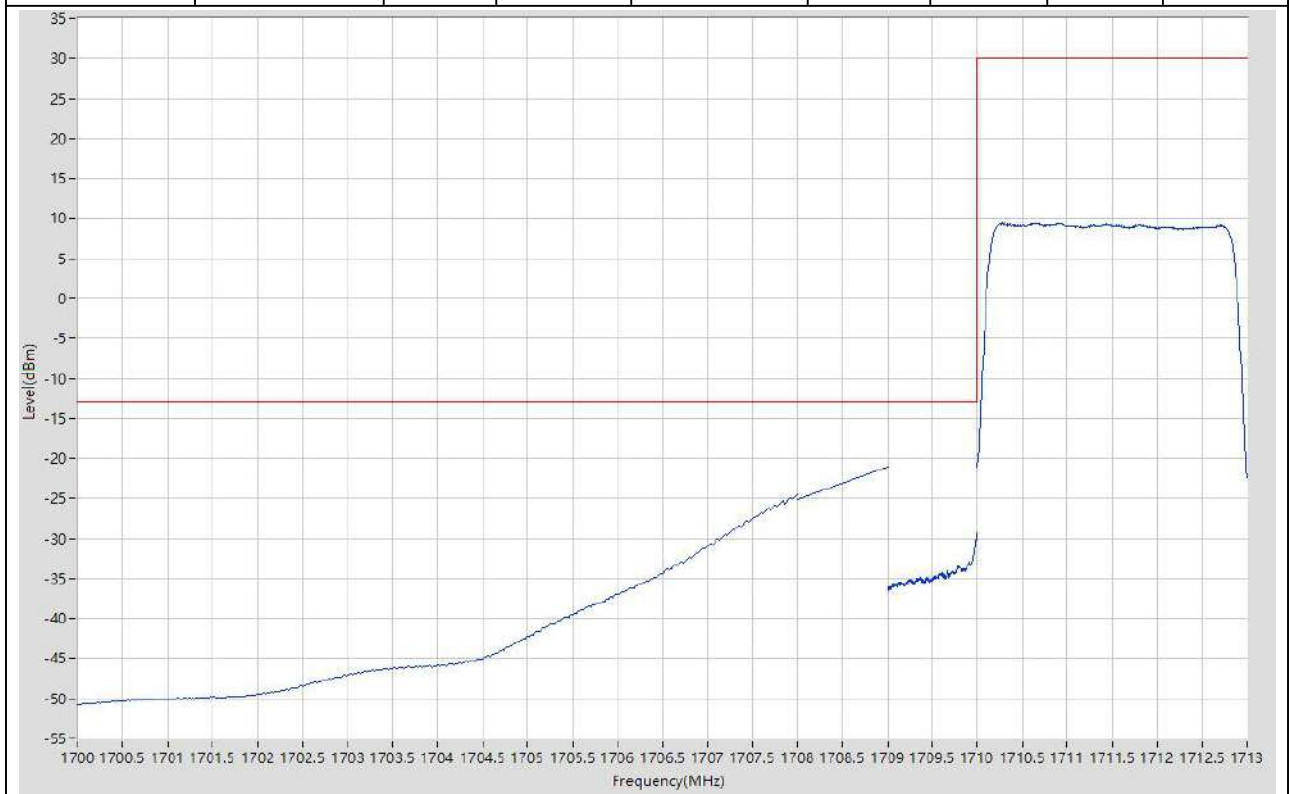
9.9. LTE Band Edge_Part22-24-27(NTNV)(Subtest:9, Channel:19965, Bandwidth:3, Modulation:QPSK, RB Number: 1, RB Position:LOW)

Start Frequency (MHz)	Stop Frequency (MHz)	RBW (MHz)	Detector	Frequency (MHz)	Power (dBm)	Limit (dBm)	Verdict	Sweep Point
1700	1708	1	RMS	1705.3	-38.27	-13	Pass	401
1708	1709	1	RMS	1709	-35.58	-13	Pass	2
1709	1710	0.03	RMS	1710	-18.69	-13	Pass	401
1710	1713	0.1	RMS	1710.24	21.72	30	Pass	401



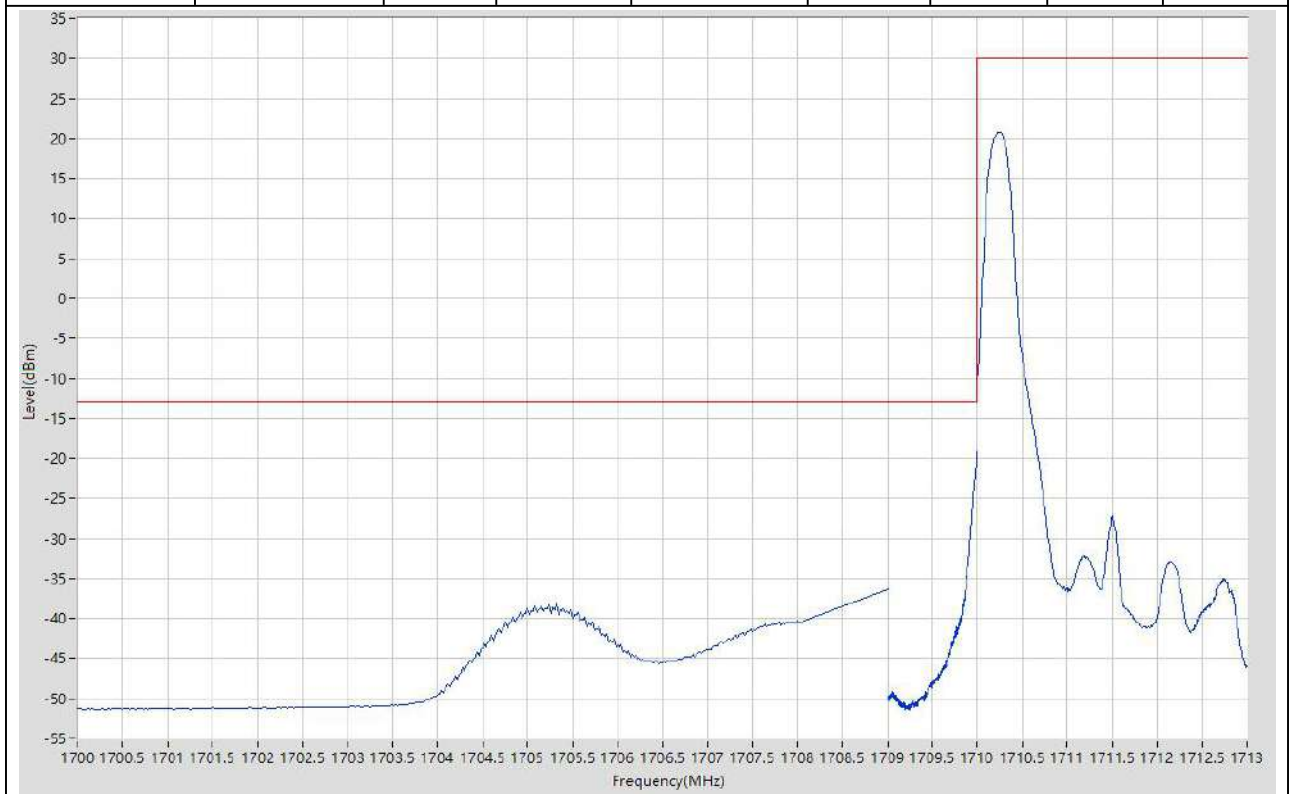
9.10. LTE Band Edge_Part22-24-27(NTNV)(Subtest:10, Channel:19965, Bandwidth:3, Modulation:QPSK, RB Number: 15, RB Position:LOW)

Start Frequency (MHz)	Stop Frequency (MHz)	RBW (MHz)	Detector	Frequency (MHz)	Power (dBm)	Limit (dBm)	Verdict	Sweep Point
1700	1708	1	RMS	1708	-24.53	-13	Pass	401
1708	1709	1	RMS	1709	-21.09	-13	Pass	2
1709	1710	0.03	RMS	1710	-29.33	-13	Pass	401
1710	1713	0.1	RMS	1710.278	9.46	30	Pass	401



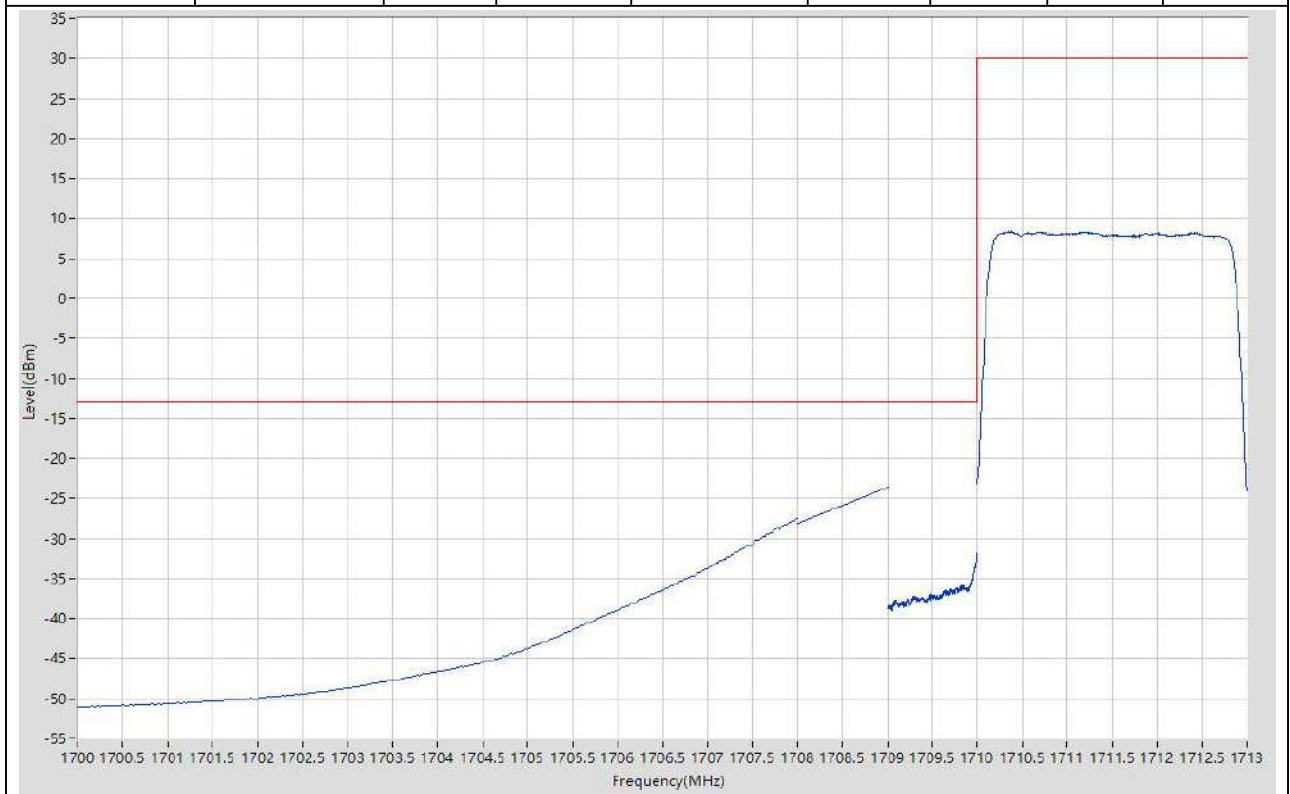
9.11. LTE Band Edge_Part22-24-27(NTNV)(Subtest:11, Channel:19965, Bandwidth:3, Modulation:Q16, RB Number: 1, RB Position:LOW)

Start Frequency (MHz)	Stop Frequency (MHz)	RBW (MHz)	Detector	Frequency (MHz)	Power (dBm)	Limit (dBm)	Verdict	Sweep Point
1700	1708	1	RMS	1705.32	-38.22	-13	Pass	401
1708	1709	1	RMS	1709	-36.38	-13	Pass	2
1709	1710	0.03	RMS	1710	-19.13	-13	Pass	401
1710	1713	0.1	RMS	1710.248	20.78	30	Pass	401



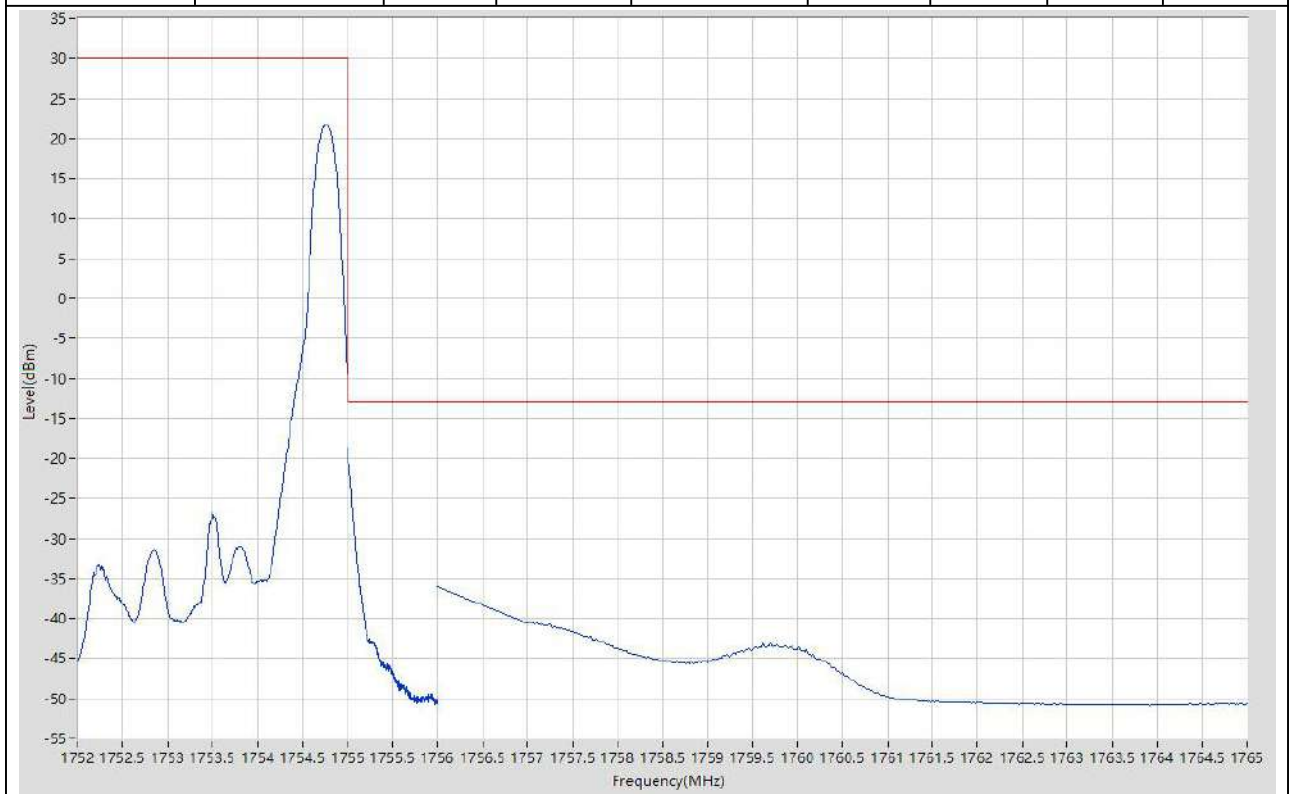
9.12. LTE Band Edge_Part22-24-27(NTNV)(Subtest:12, Channel:19965, Bandwidth:3, Modulation:Q16, RB Number: 15, RB Position:LOW)

Start Frequency (MHz)	Stop Frequency (MHz)	RBW (MHz)	Detector	Frequency (MHz)	Power (dBm)	Limit (dBm)	Verdict	Sweep Point
1700	1708	1	RMS	1708	-27.49	-13	Pass	401
1708	1709	1	RMS	1709	-23.62	-13	Pass	2
1709	1710	0.03	RMS	1710	-31.85	-13	Pass	401
1710	1713	0.1	RMS	1710.353	8.38	30	Pass	401



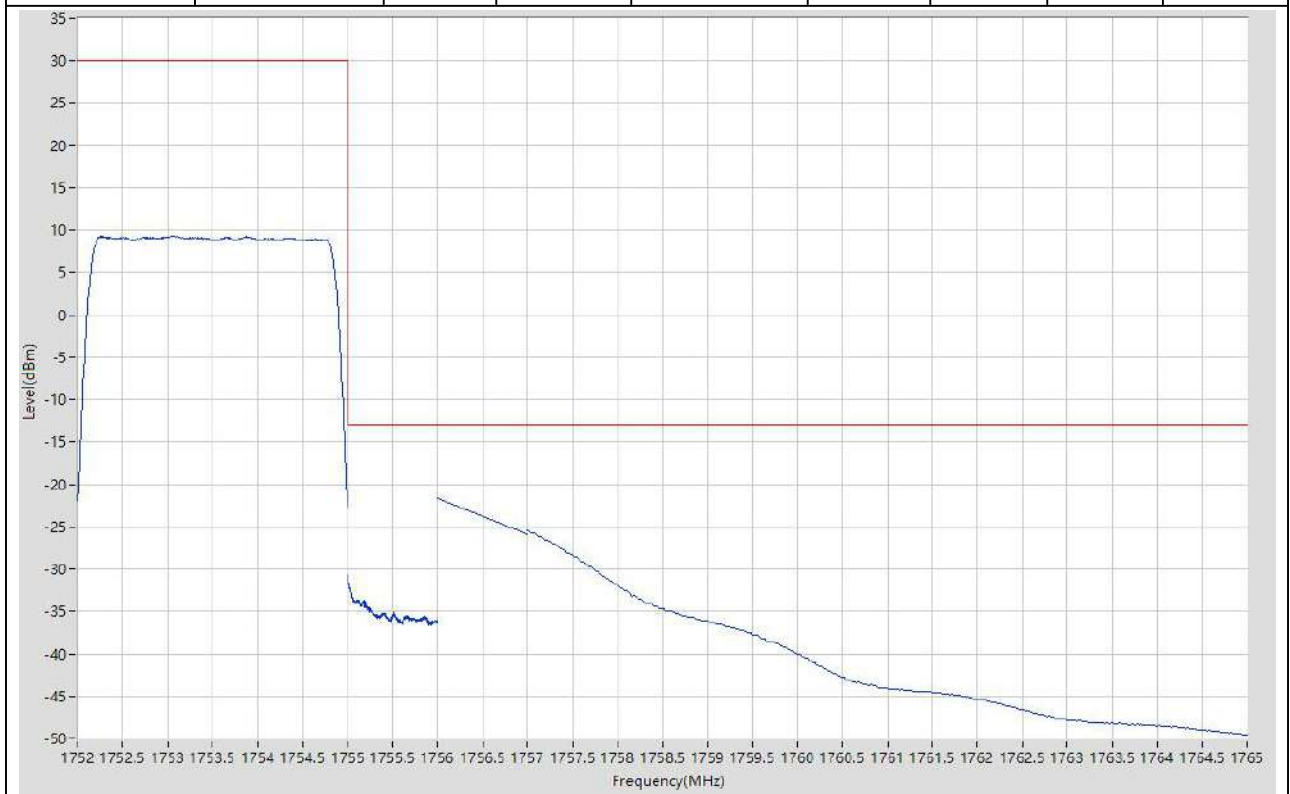
9.13. LTE Band Edge_Part22-24-27(NTNV)(Subtest:13, Channel:20385, Bandwidth:3, Modulation:QPSK, RB Number: 1, RB Position:HIGH)

Start Frequency (MHz)	Stop Frequency (MHz)	RBW (MHz)	Detector	Frequency (MHz)	Power (dBm)	Limit (dBm)	Verdict	Sweep Point
1752	1755	0.1	RMS	1754.76	21.67	30	Pass	401
1755	1756	0.03	RMS	1755	-18.63	-13	Pass	401
1756	1757	1	RMS	1756	-36.08	-13	Pass	2
1757	1765	1	RMS	1757	-40.44	-13	Pass	401



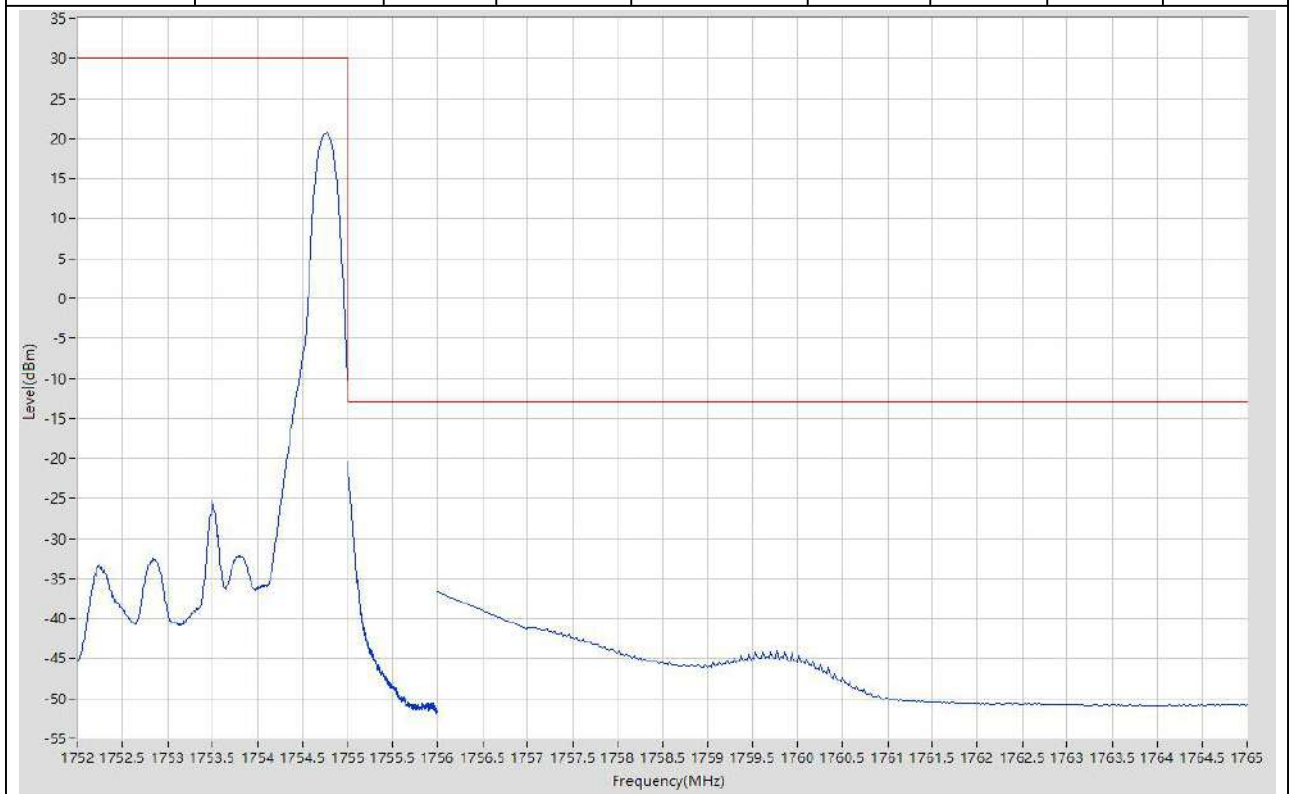
9.14. LTE Band Edge_Part22-24-27(NTNV)(Subtest:14, Channel:20385, Bandwidth:3, Modulation:QPSK, RB Number: 15, RB Position:HIGH)

Start Frequency (MHz)	Stop Frequency (MHz)	RBW (MHz)	Detector	Frequency (MHz)	Power (dBm)	Limit (dBm)	Verdict	Sweep Point
1752	1755	0.1	RMS	1753.073	9.34	30	Pass	401
1755	1756	0.03	RMS	1755	-30.64	-13	Pass	401
1756	1757	1	RMS	1756	-21.59	-13	Pass	2
1757	1765	1	RMS	1757	-25.4	-13	Pass	401



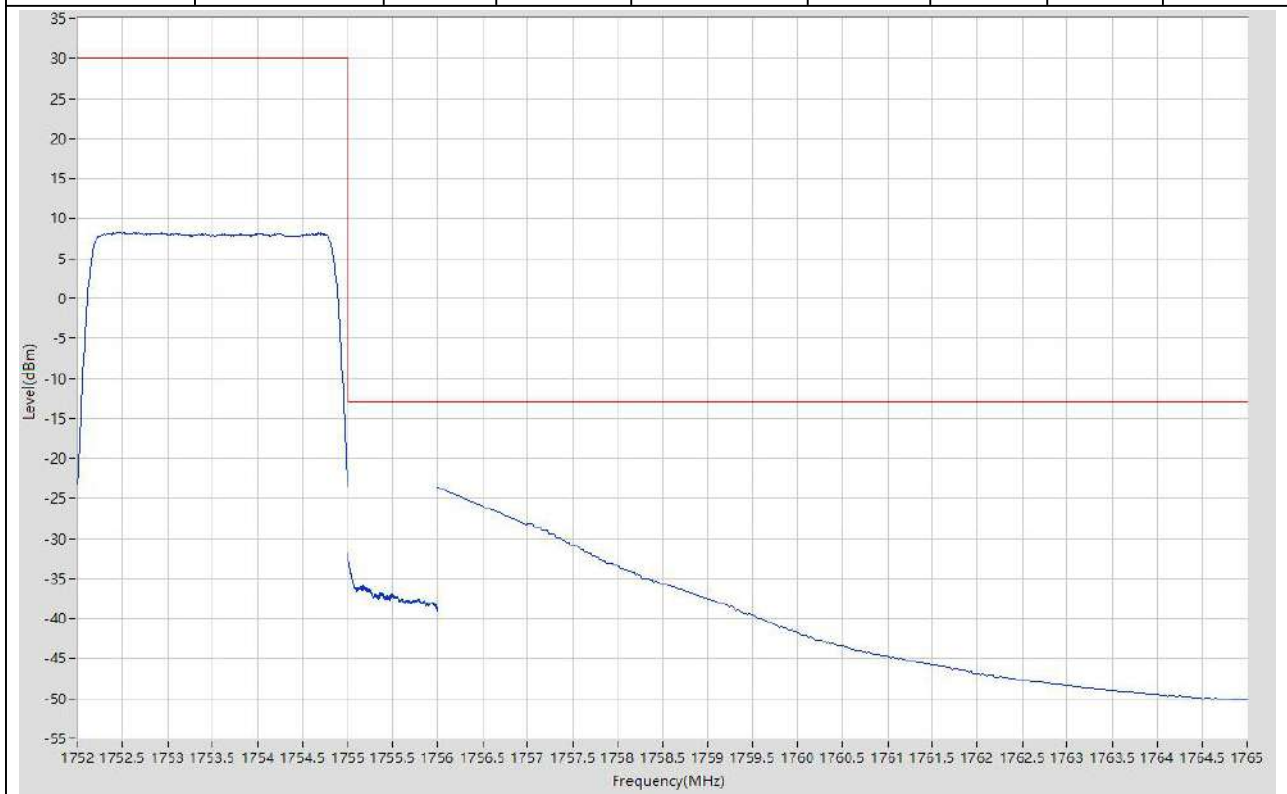
9.15. LTE Band Edge_Part22-24-27(NTNV)(Subtest:15, Channel:20385, Bandwidth:3, Modulation:Q16, RB Number: 1, RB Position:HIGH)

Start Frequency (MHz)	Stop Frequency (MHz)	RBW (MHz)	Detector	Frequency (MHz)	Power (dBm)	Limit (dBm)	Verdict	Sweep Point
1752	1755	0.1	RMS	1754.76	20.67	30	Pass	401
1755	1756	0.03	RMS	1755	-20.37	-13	Pass	401
1756	1757	1	RMS	1756	-36.67	-13	Pass	2
1757	1765	1	RMS	1757.02	-41.11	-13	Pass	401



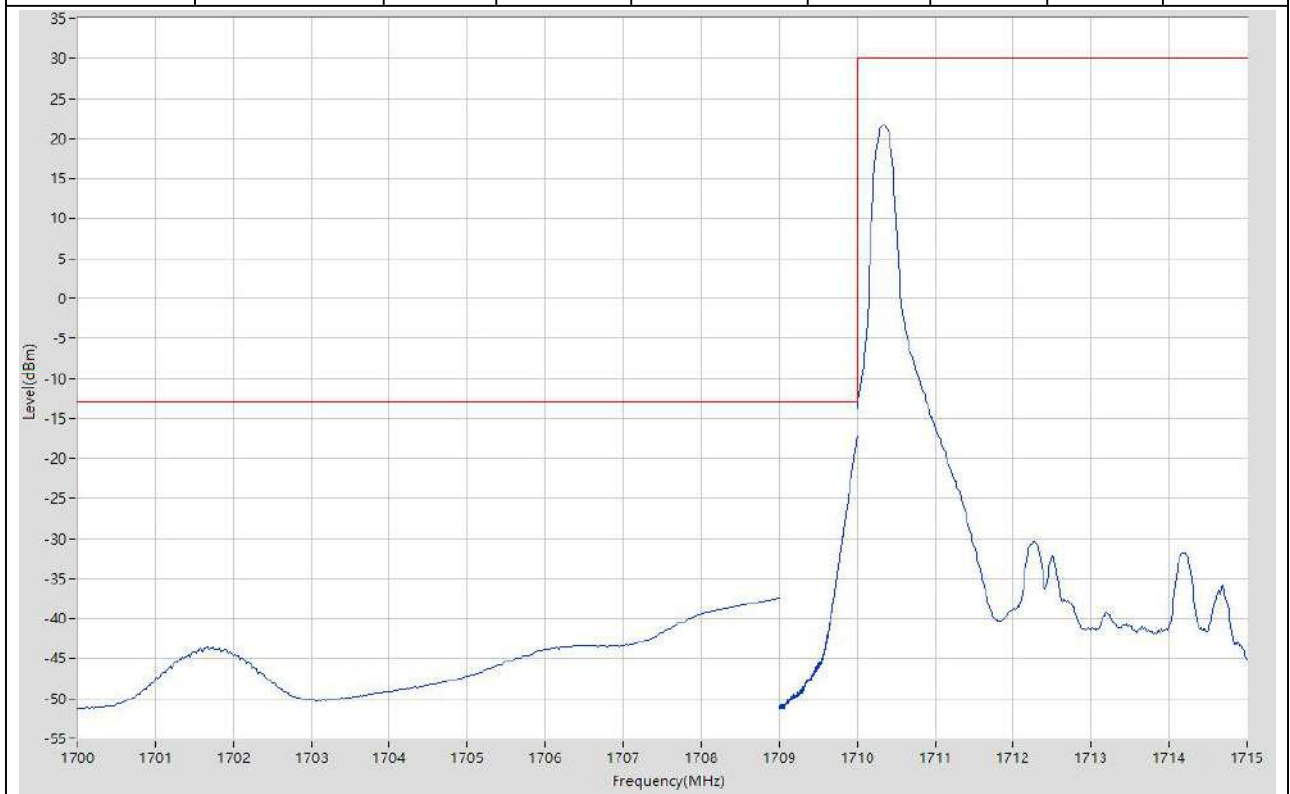
9.16. LTE Band Edge_Part22-24-27(NTNV)(Subtest:16, Channel:20385, Bandwidth:3, Modulation:Q16, RB Number: 15, RB Position:HIGH)

Start Frequency (MHz)	Stop Frequency (MHz)	RBW (MHz)	Detector	Frequency (MHz)	Power (dBm)	Limit (dBm)	Verdict	Sweep Point
1752	1755	0.1	RMS	1752.488	8.28	30	Pass	401
1755	1756	0.03	RMS	1755.003	-31.86	-13	Pass	401
1756	1757	1	RMS	1756	-23.66	-13	Pass	2
1757	1765	1	RMS	1757	-28.06	-13	Pass	401



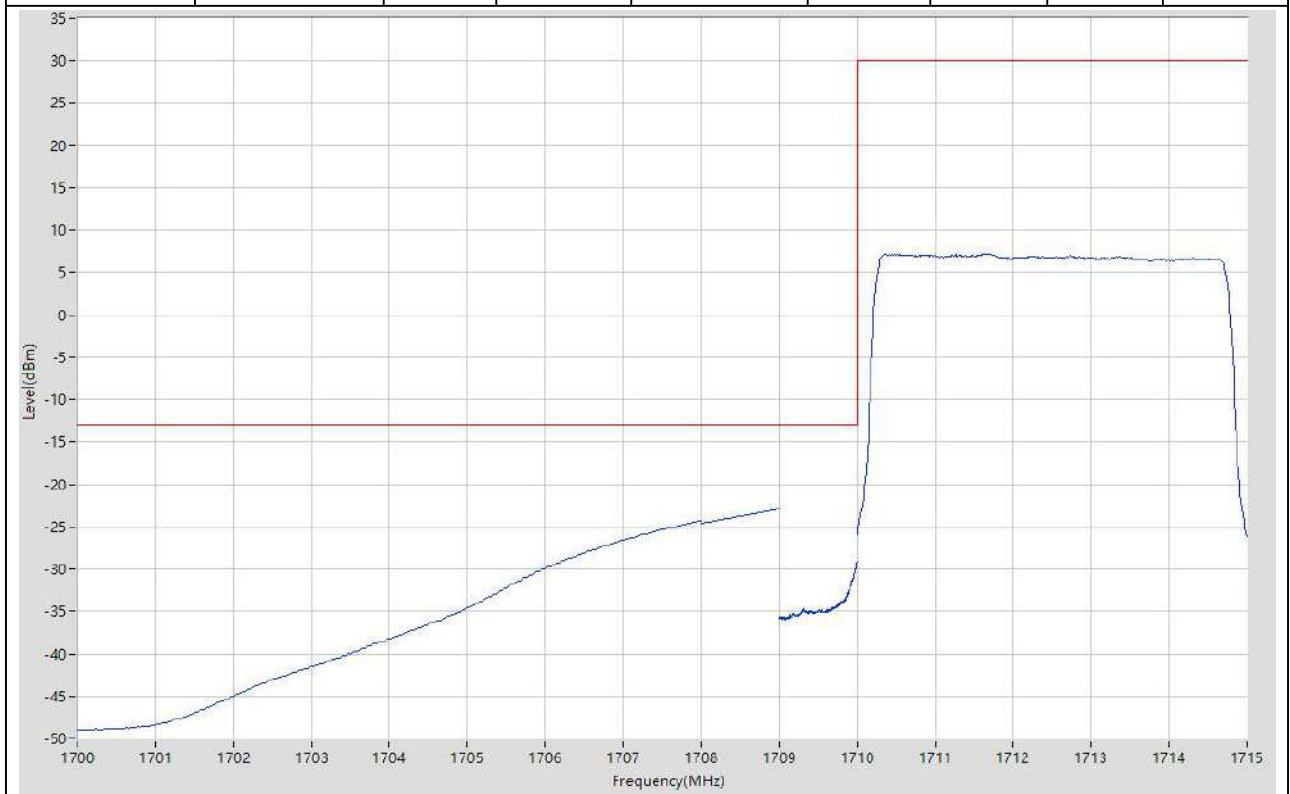
9.17. LTE Band Edge_Part22-24-27(NTNV)(Subtest:17, Channel:19975, Bandwidth:5, Modulation:QPSK, RB Number: 1, RB Position:LOW)

Start Frequency (MHz)	Stop Frequency (MHz)	RBW (MHz)	Detector	Frequency (MHz)	Power (dBm)	Limit (dBm)	Verdict	Sweep Point
1700	1708	1	RMS	1708	-39.37	-13	Pass	401
1708	1709	1	RMS	1709	-37.42	-13	Pass	2
1709	1710	0.051	RMS	1710	-17.3	-13	Pass	401
1710	1715	0.1	RMS	1710.325	21.58	30	Pass	401



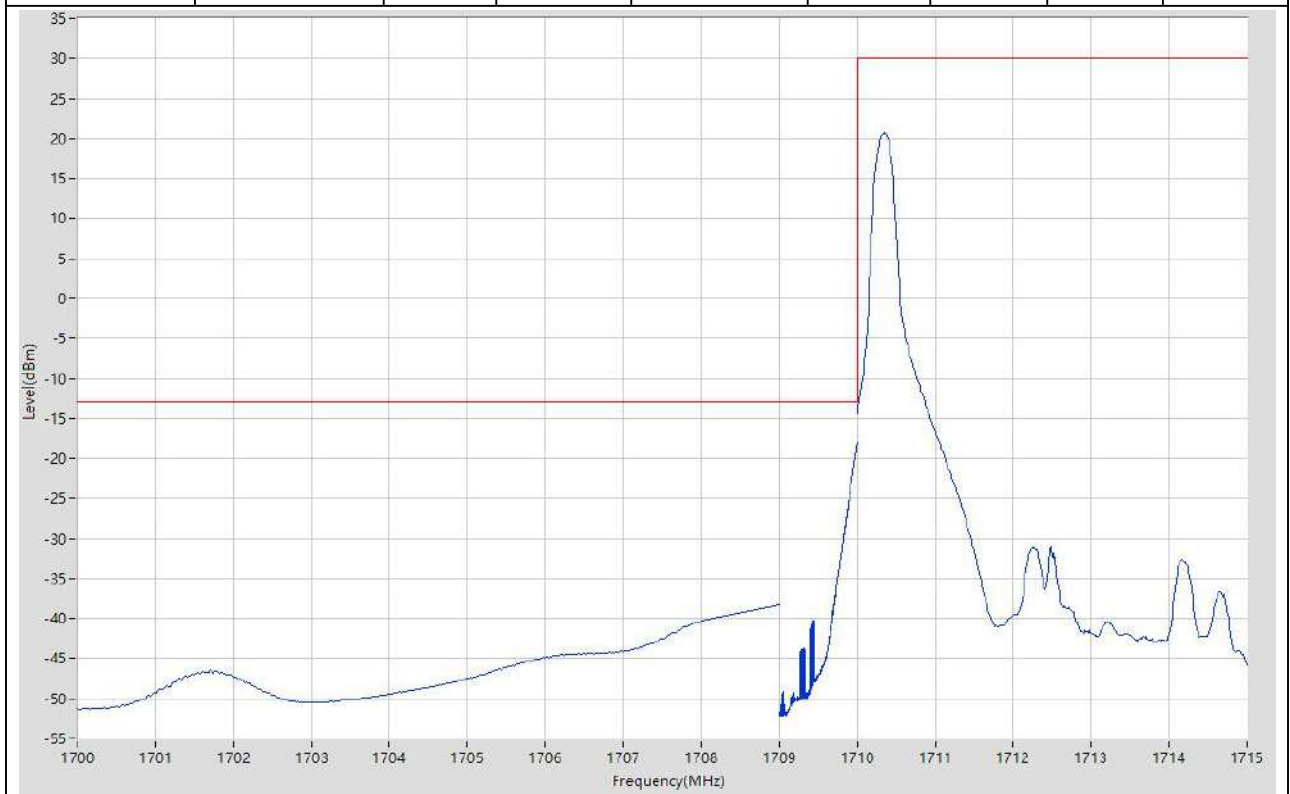
9.18. LTE Band Edge_Part22-24-27(NTNV)(Subtest:18, Channel:19975, Bandwidth:5, Modulation:QPSK, RB Number: 25, RB Position:LOW)

Start Frequency (MHz)	Stop Frequency (MHz)	RBW (MHz)	Detector	Frequency (MHz)	Power (dBm)	Limit (dBm)	Verdict	Sweep Point
1700	1708	1	RMS	1708	-24.3	-13	Pass	401
1708	1709	1	RMS	1709	-22.95	-13	Pass	2
1709	1710	0.051	RMS	1710	-29.16	-13	Pass	401
1710	1715	0.1	RMS	1711.663	7.25	30	Pass	401



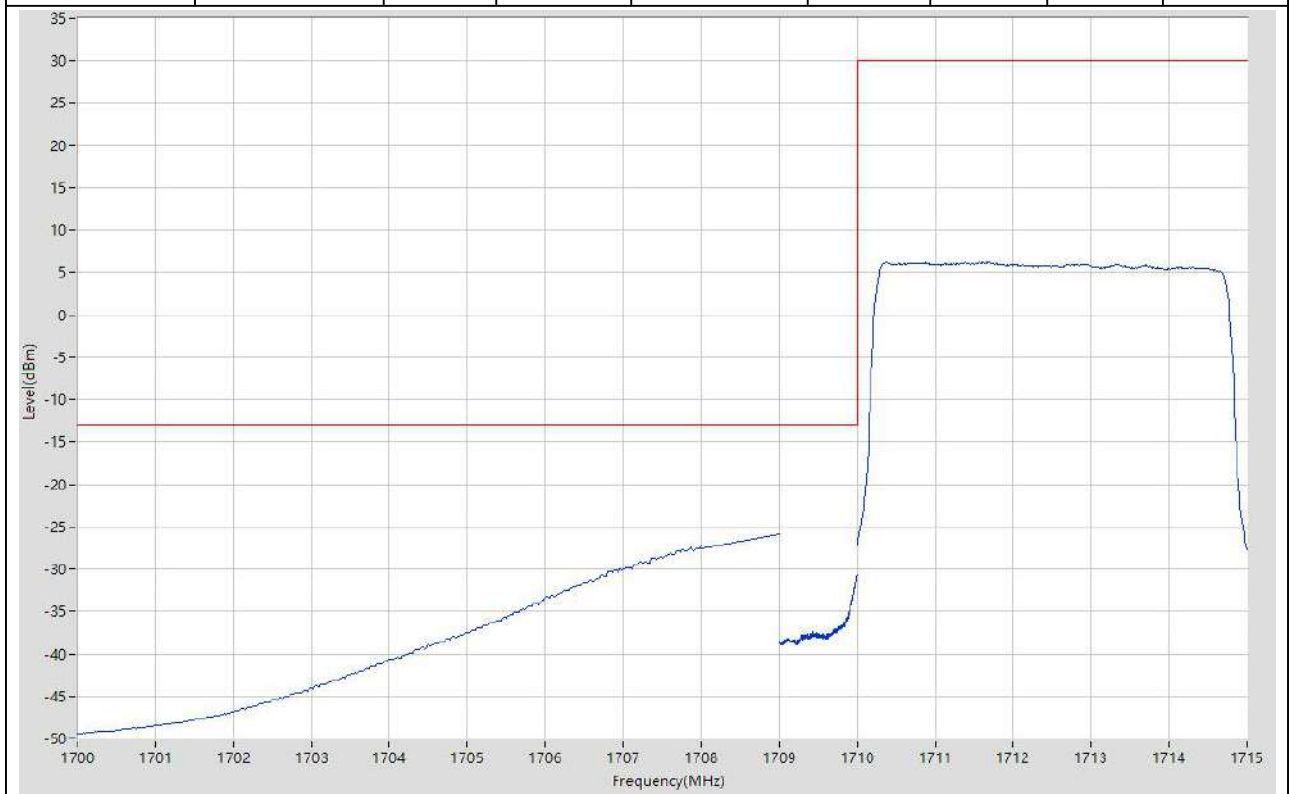
9.19. LTE Band Edge_Part22-24-27(NTNV)(Subtest:19, Channel:19975, Bandwidth:5, Modulation:Q16, RB Number: 1, RB Position:LOW)

Start Frequency (MHz)	Stop Frequency (MHz)	RBW (MHz)	Detector	Frequency (MHz)	Power (dBm)	Limit (dBm)	Verdict	Sweep Point
1700	1708	1	RMS	1708	-40.3	-13	Pass	401
1708	1709	1	RMS	1709	-38.3	-13	Pass	2
1709	1710	0.051	RMS	1710	-18.07	-13	Pass	401
1710	1715	0.1	RMS	1710.35	20.68	30	Pass	401



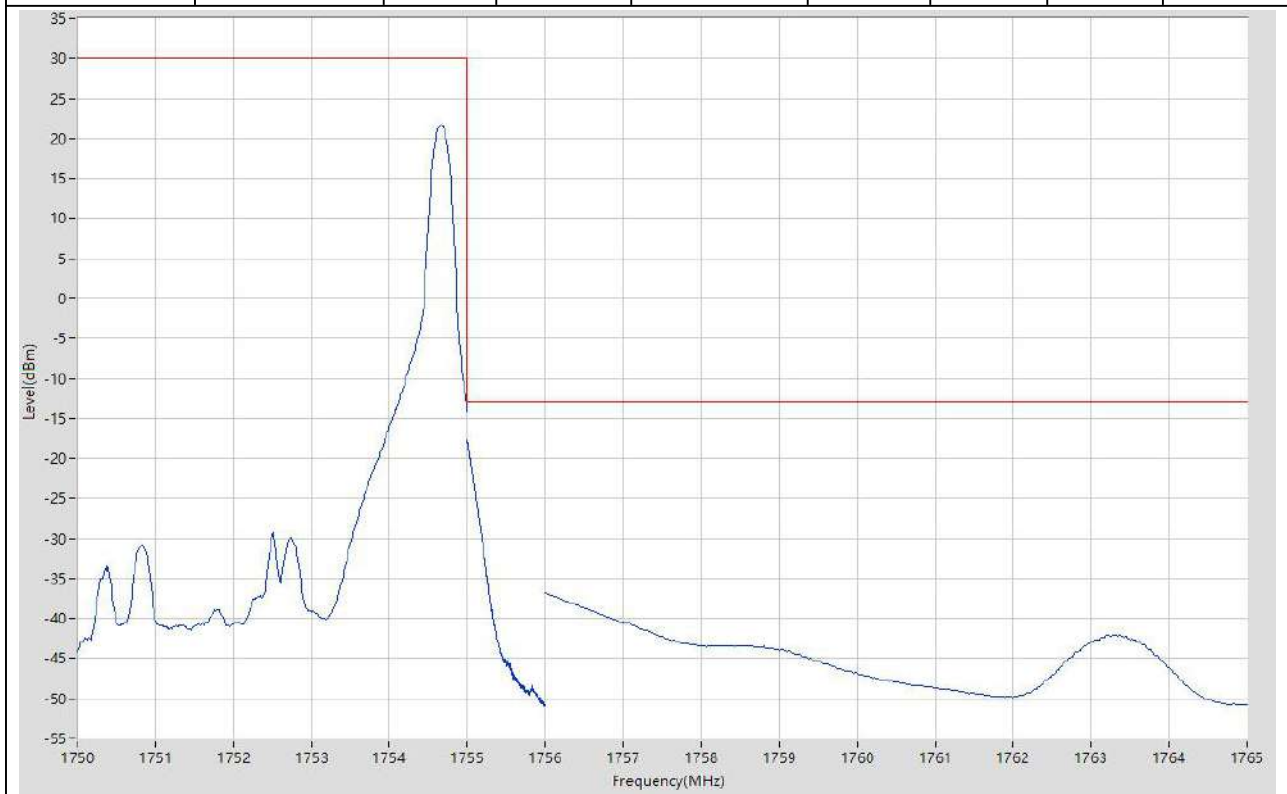
9.20. LTE Band Edge_Part22-24-27(NTNV)(Subtest:20, Channel:19975, Bandwidth:5, Modulation:Q16, RB Number: 25, RB Position:LOW)

Start Frequency (MHz)	Stop Frequency (MHz)	RBW (MHz)	Detector	Frequency (MHz)	Power (dBm)	Limit (dBm)	Verdict	Sweep Point
1700	1708	1	RMS	1708	-27.35	-13	Pass	401
1708	1709	1	RMS	1709	-25.87	-13	Pass	2
1709	1710	0.051	RMS	1710	-30.71	-13	Pass	401
1710	1715	0.1	RMS	1710.375	6.19	30	Pass	401



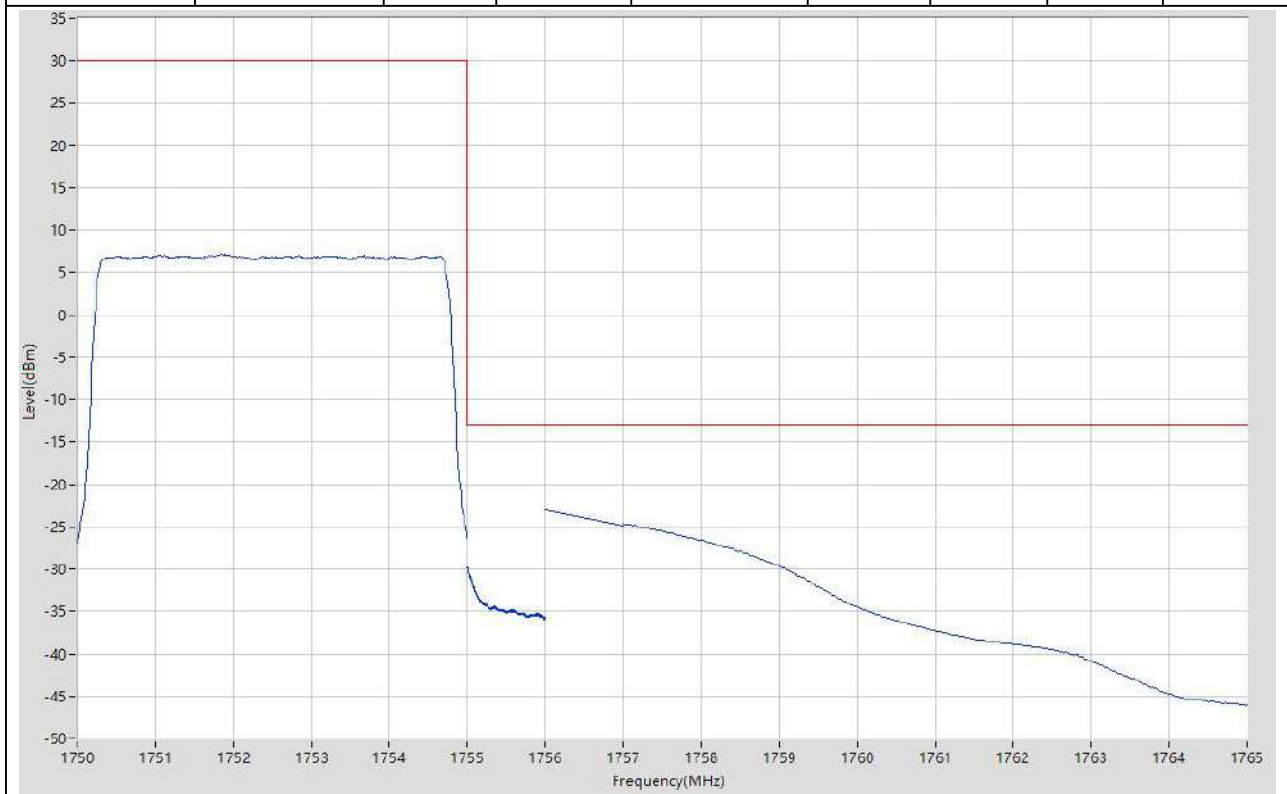
9.21. LTE Band Edge_Part22-24-27(NTNV)(Subtest:21, Channel:20375, Bandwidth:5, Modulation:QPSK, RB Number: 1, RB Position:HIGH)

Start Frequency (MHz)	Stop Frequency (MHz)	RBW (MHz)	Detector	Frequency (MHz)	Power (dBm)	Limit (dBm)	Verdict	Sweep Point
1750	1755	0.1	RMS	1754.663	21.66	30	Pass	401
1755	1756	0.051	RMS	1755	-17.74	-13	Pass	401
1756	1757	1	RMS	1756	-36.84	-13	Pass	2
1757	1765	1	RMS	1757.02	-40.37	-13	Pass	401



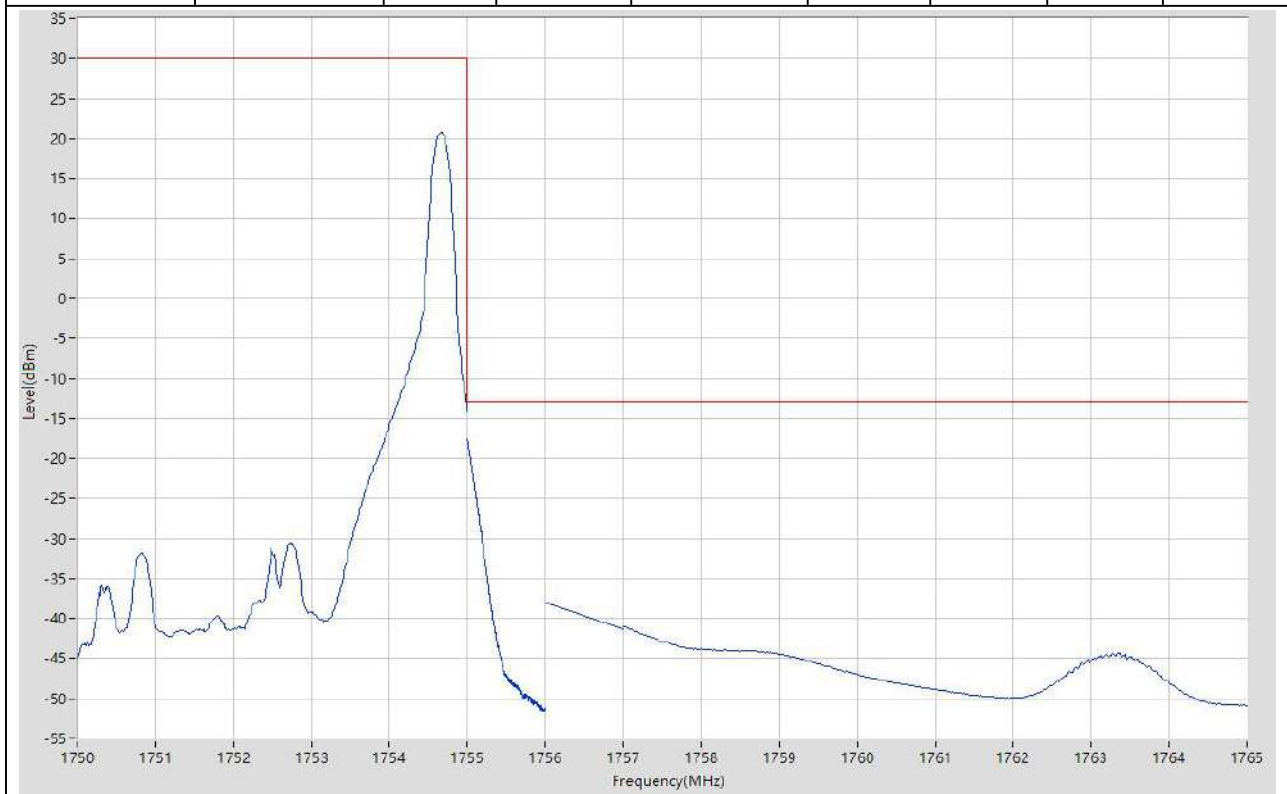
9.22. LTE Band Edge_Part22-24-27(NTNV)(Subtest:22, Channel:20375, Bandwidth:5, Modulation:QPSK, RB Number: 25, RB Position:HIGH)

Start Frequency (MHz)	Stop Frequency (MHz)	RBW (MHz)	Detector	Frequency (MHz)	Power (dBm)	Limit (dBm)	Verdict	Sweep Point
1750	1755	0.1	RMS	1751.888	7.17	30	Pass	401
1755	1756	0.051	RMS	1755.005	-29.81	-13	Pass	401
1756	1757	1	RMS	1756	-23.07	-13	Pass	2
1757	1765	1	RMS	1757	-24.64	-13	Pass	401



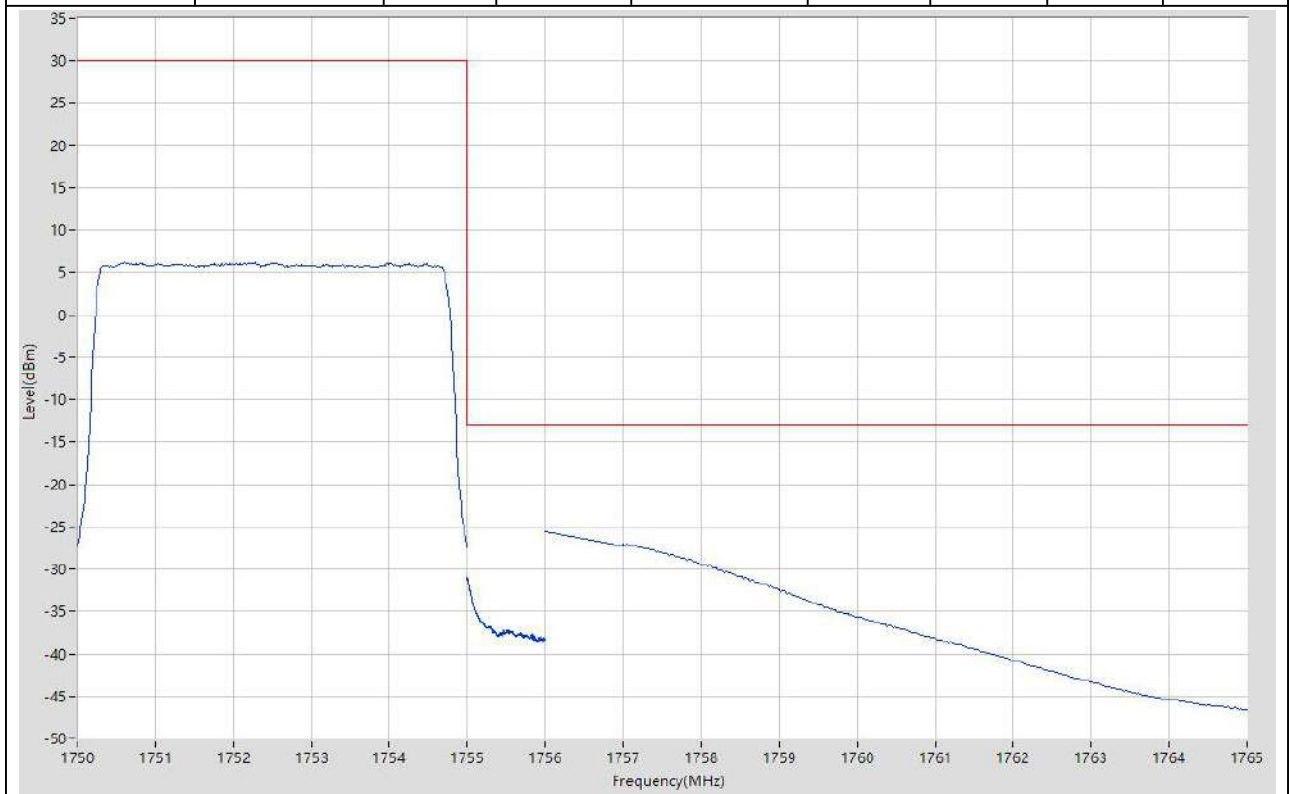
9.23. LTE Band Edge_Part22-24-27(NTNV)(Subtest:23, Channel:20375, Bandwidth:5, Modulation:Q16, RB Number: 1, RB Position:HIGH)

Start Frequency (MHz)	Stop Frequency (MHz)	RBW (MHz)	Detector	Frequency (MHz)	Power (dBm)	Limit (dBm)	Verdict	Sweep Point
1750	1755	0.1	RMS	1754.65	20.73	30	Pass	401
1755	1756	0.051	RMS	1755.003	-17.65	-13	Pass	401
1756	1757	1	RMS	1756	-37.97	-13	Pass	2
1757	1765	1	RMS	1757	-41.01	-13	Pass	401



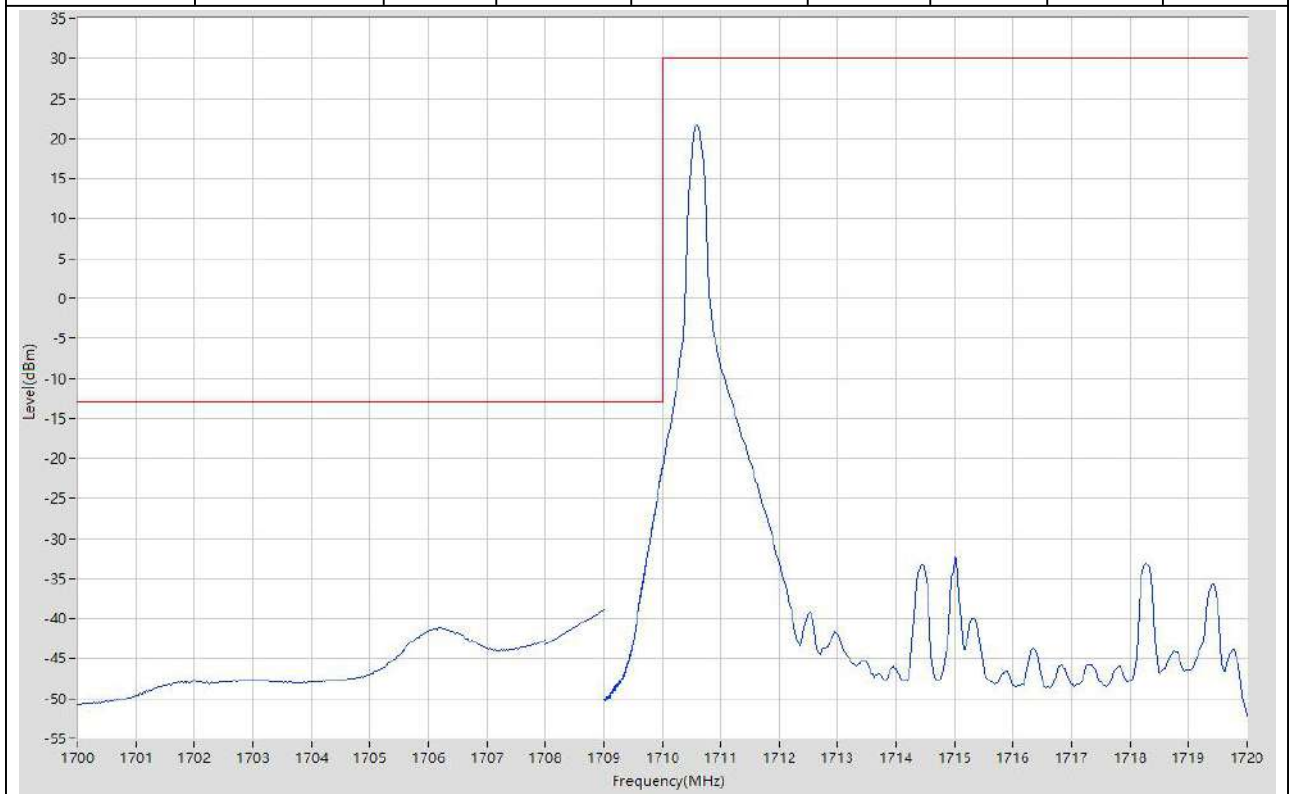
9.24. LTE Band Edge_Part22-24-27(NTNV)(Subtest:24, Channel:20375, Bandwidth:5, Modulation:Q16, RB Number: 25, RB Position:HIGH)

Start Frequency (MHz)	Stop Frequency (MHz)	RBW (MHz)	Detector	Frequency (MHz)	Power (dBm)	Limit (dBm)	Verdict	Sweep Point
1750	1755	0.1	RMS	1750.6	6.13	30	Pass	401
1755	1756	0.051	RMS	1755	-31.04	-13	Pass	401
1756	1757	1	RMS	1756	-25.58	-13	Pass	2
1757	1765	1	RMS	1757.04	-26.96	-13	Pass	401



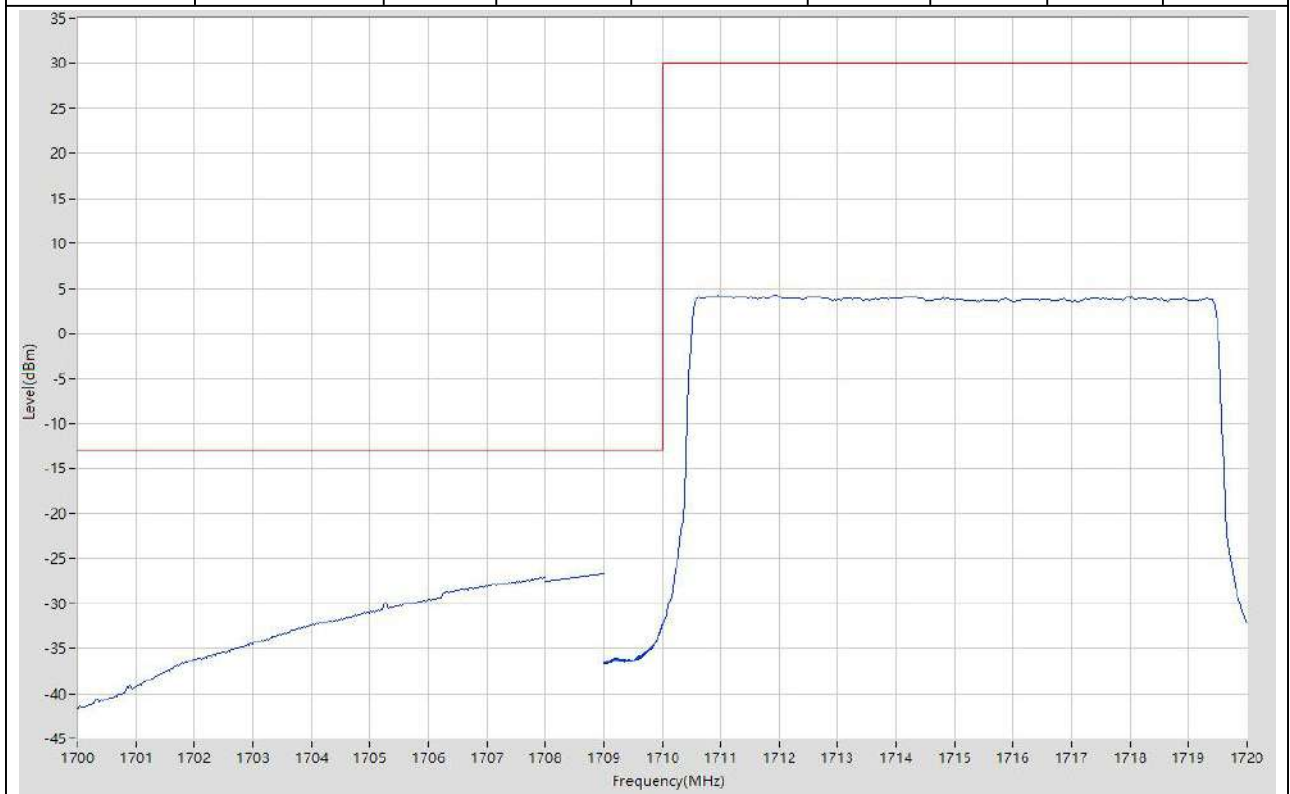
9.25. LTE Band Edge_Part22-24-27(NTNV)(Subtest:25, Channel:20000, Bandwidth:10, Modulation:QPSK, RB Number: 1, RB Position:LOW)

Start Frequency (MHz)	Stop Frequency (MHz)	RBW (MHz)	Detector	Frequency (MHz)	Power (dBm)	Limit (dBm)	Verdict	Sweep Point
1700	1708	1	RMS	1706.2	-41.19	-13	Pass	401
1708	1709	1	RMS	1709	-38.98	-13	Pass	2
1709	1710	0.1	RMS	1710	-21.16	-13	Pass	401
1710	1720	0.1	RMS	1710.575	21.64	30	Pass	401



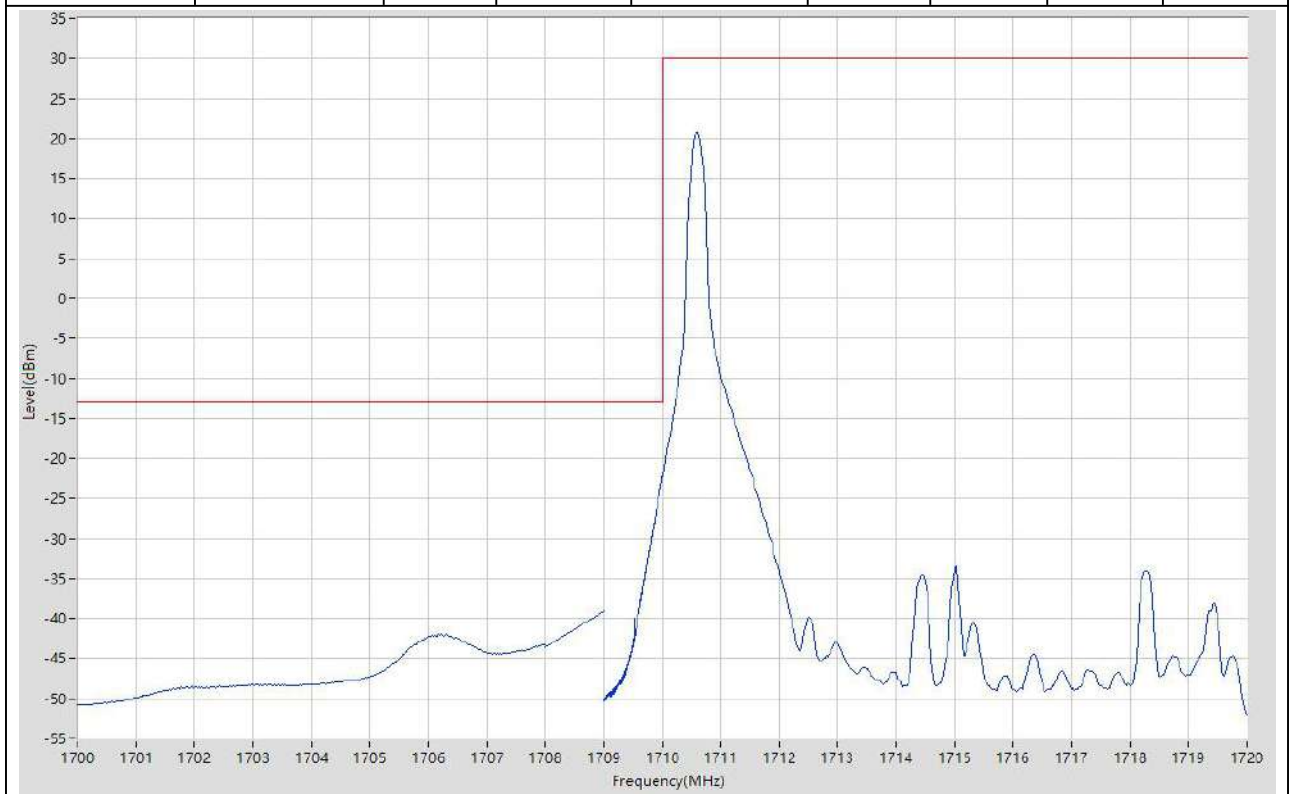
9.26. LTE Band Edge_Part22-24-27(NTNV)(Subtest:26, Channel:20000, Bandwidth:10, Modulation:QPSK, RB Number: 50, RB Position:LOW)

Start Frequency (MHz)	Stop Frequency (MHz)	RBW (MHz)	Detector	Frequency (MHz)	Power (dBm)	Limit (dBm)	Verdict	Sweep Point
1700	1708	1	RMS	1708	-27.09	-13	Pass	401
1708	1709	1	RMS	1709	-26.7	-13	Pass	2
1709	1710	0.1	RMS	1710	-32.43	-13	Pass	401
1710	1720	0.1	RMS	1711.95	4.31	30	Pass	401



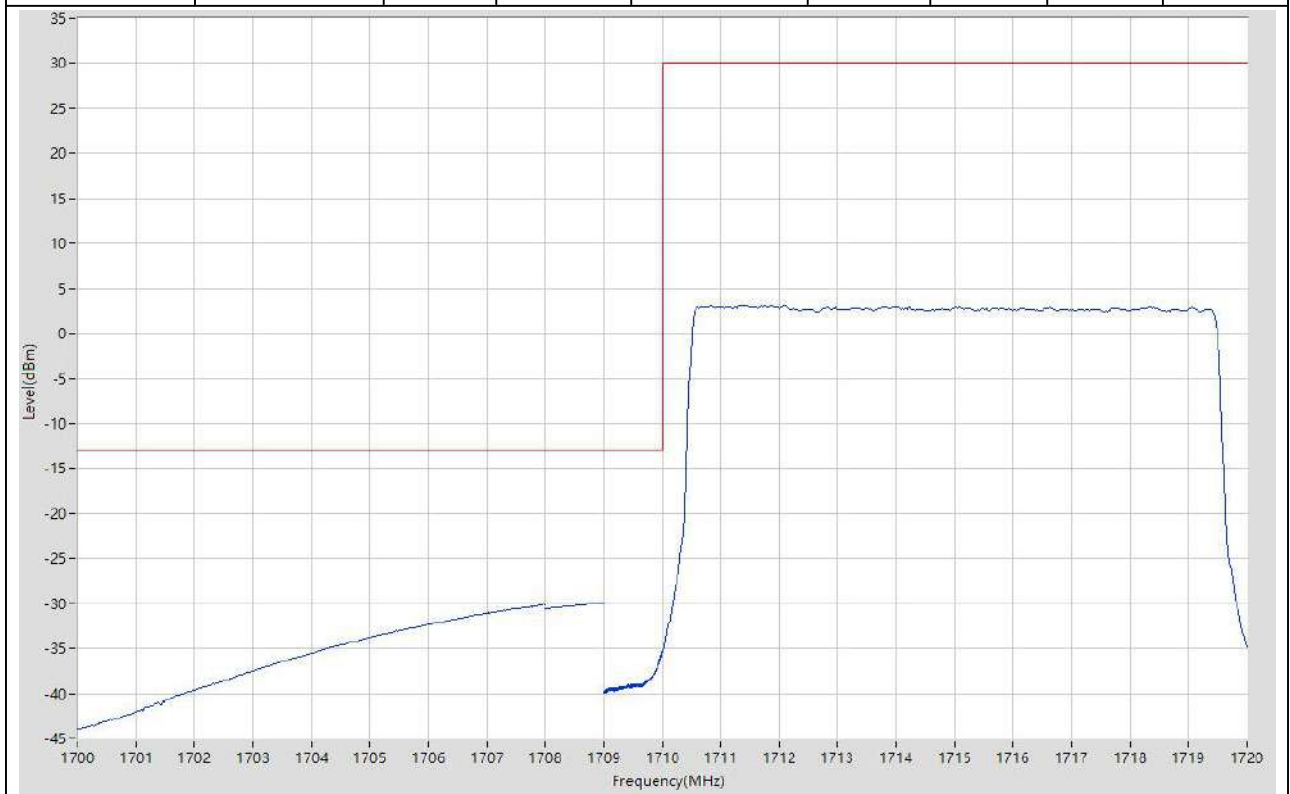
9.27. LTE Band Edge_Part22-24-27(NTNV)(Subtest:27, Channel:20000, Bandwidth:10, Modulation:Q16, RB Number: 1, RB Position:LOW)

Start Frequency (MHz)	Stop Frequency (MHz)	RBW (MHz)	Detector	Frequency (MHz)	Power (dBm)	Limit (dBm)	Verdict	Sweep Point
1700	1708	1	RMS	1706.32	-41.94	-13	Pass	401
1708	1709	1	RMS	1709	-39.11	-13	Pass	2
1709	1710	0.1	RMS	1710	-22.2	-13	Pass	401
1710	1720	0.1	RMS	1710.6	20.74	30	Pass	401



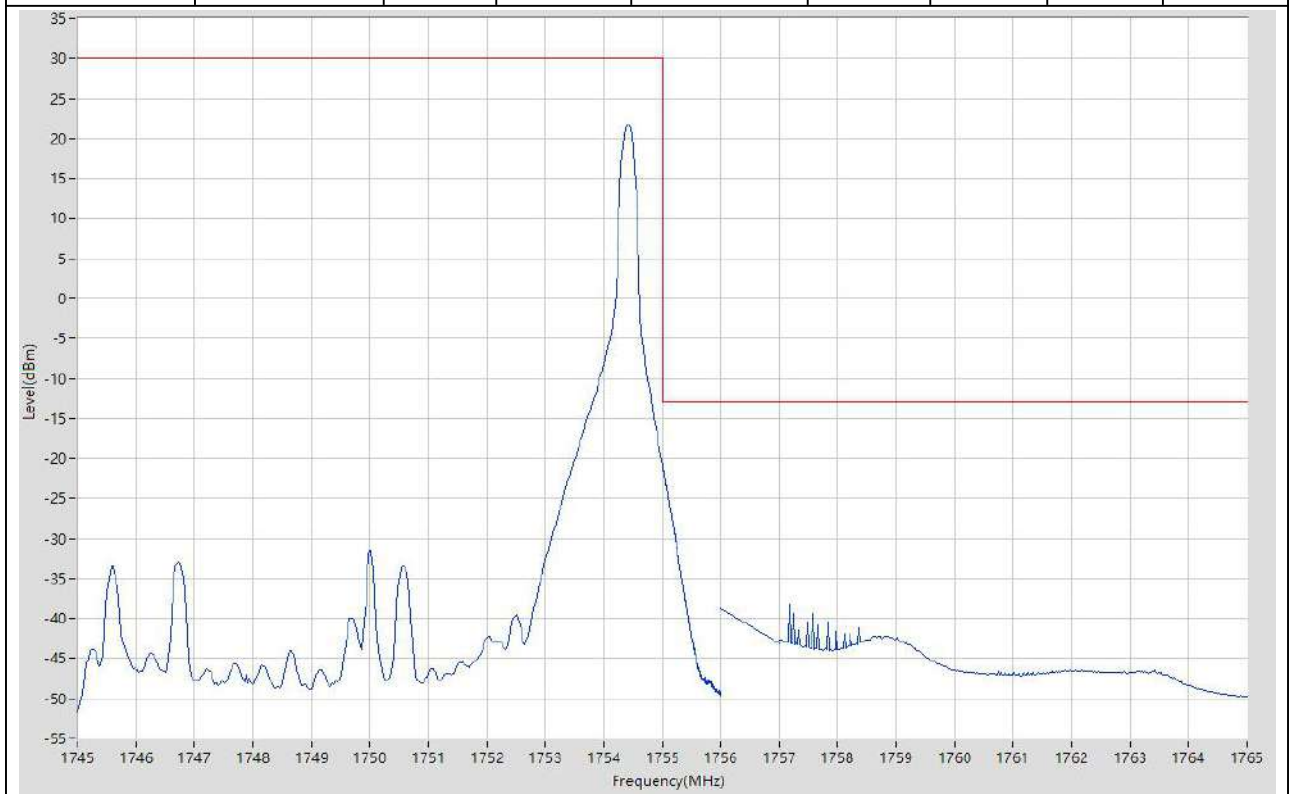
9.28. LTE Band Edge_Part22-24-27(NTNV)(Subtest:28, Channel:20000, Bandwidth:10, Modulation:Q16, RB Number: 50, RB Position:LOW)

Start Frequency (MHz)	Stop Frequency (MHz)	RBW (MHz)	Detector	Frequency (MHz)	Power (dBm)	Limit (dBm)	Verdict	Sweep Point
1700	1708	1	RMS	1707.98	-30.1	-13	Pass	401
1708	1709	1	RMS	1709	-29.93	-13	Pass	2
1709	1710	0.1	RMS	1709.995	-35.43	-13	Pass	401
1710	1720	0.1	RMS	1711.75	3.12	30	Pass	401



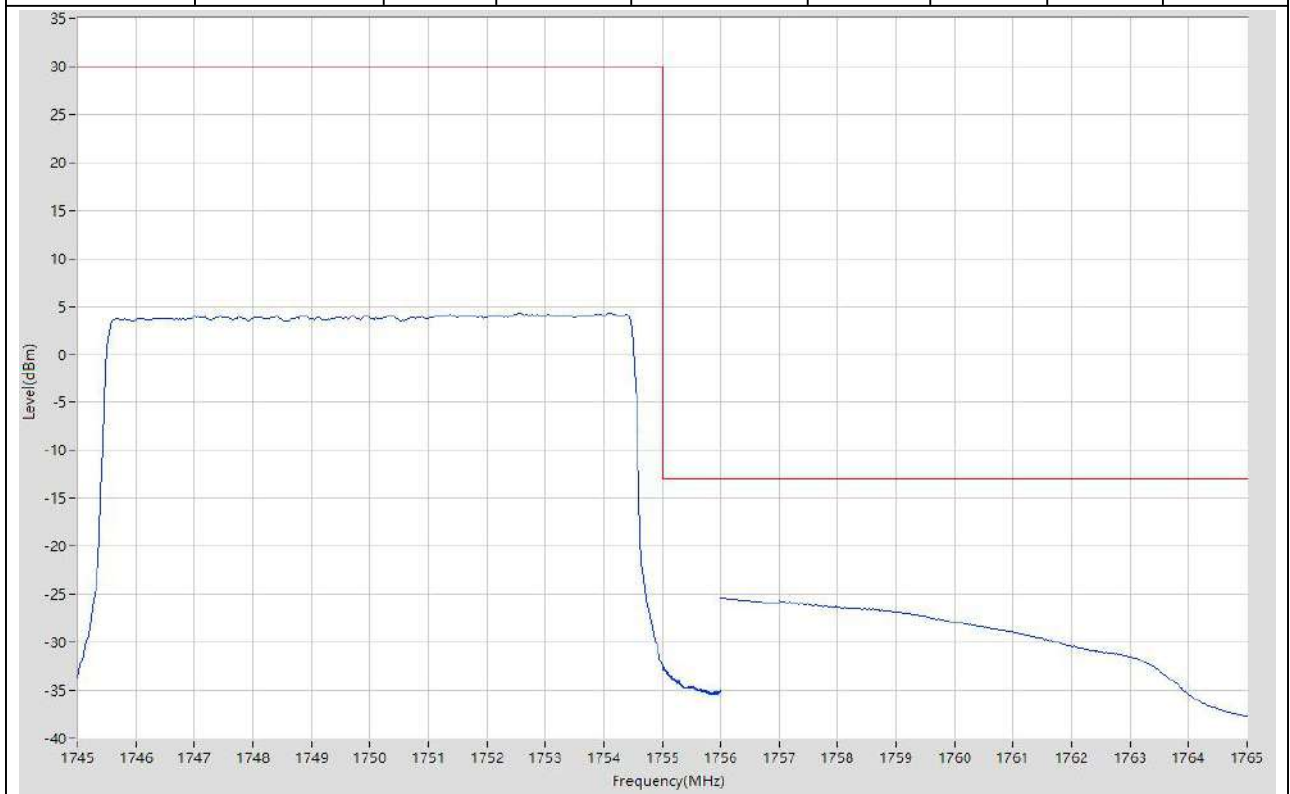
9.29. LTE Band Edge_Part22-24-27(NTNV)(Subtest:29, Channel:20350, Bandwidth:10, Modulation:QPSK, RB Number: 1, RB Position:HIGH)

Start Frequency (MHz)	Stop Frequency (MHz)	RBW (MHz)	Detector	Frequency (MHz)	Power (dBm)	Limit (dBm)	Verdict	Sweep Point
1745	1755	0.1	RMS	1754.4	21.61	30	Pass	401
1755	1756	0.1	RMS	1755	-20.72	-13	Pass	401
1756	1757	1	RMS	1756	-38.72	-13	Pass	2
1757	1765	1	RMS	1757.16	-38.39	-13	Pass	401



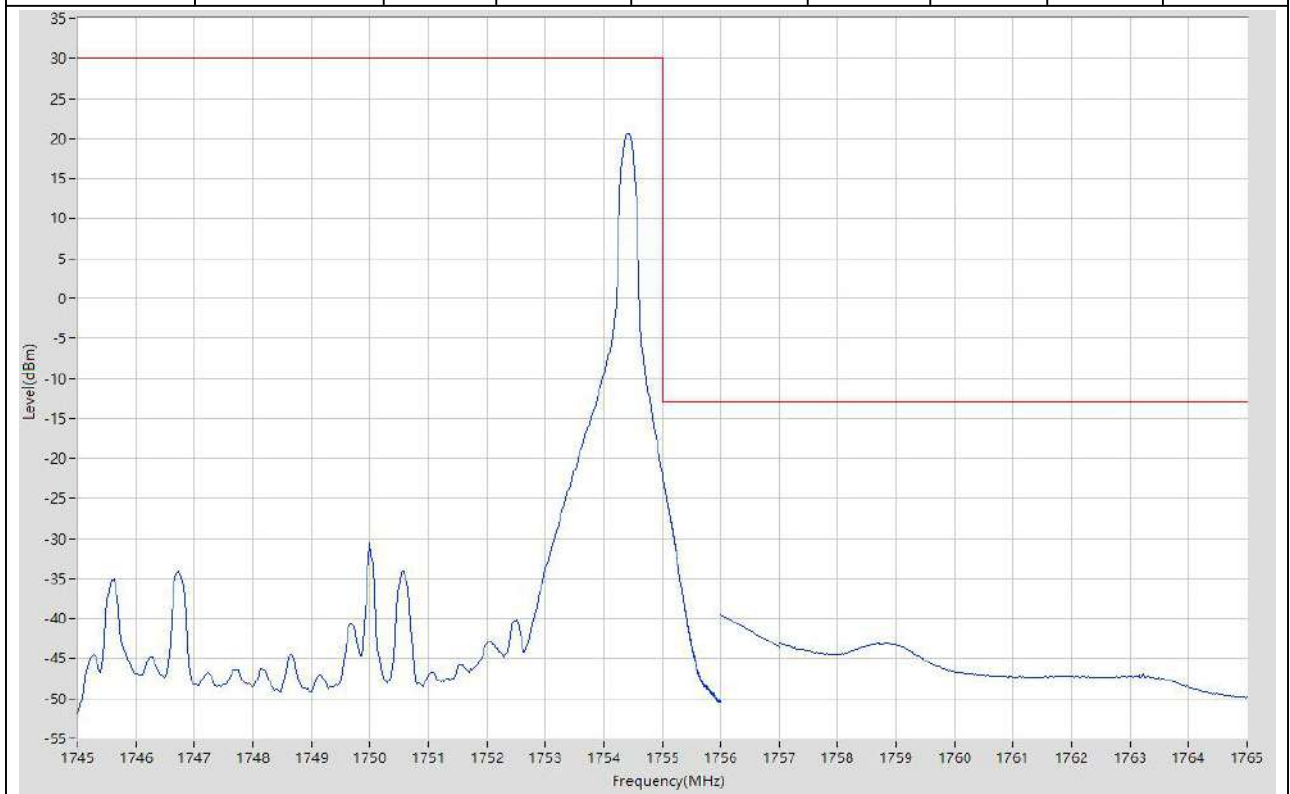
9.30. LTE Band Edge_Part22-24-27(NTNV)(Subtest:30, Channel:20350, Bandwidth:10, Modulation:QPSK, RB Number: 50, RB Position:HIGH)

Start Frequency (MHz)	Stop Frequency (MHz)	RBW (MHz)	Detector	Frequency (MHz)	Power (dBm)	Limit (dBm)	Verdict	Sweep Point
1745	1755	0.1	RMS	1752.55	4.34	30	Pass	401
1755	1756	0.1	RMS	1755.003	-32.35	-13	Pass	401
1756	1757	1	RMS	1756	-25.38	-13	Pass	2
1757	1765	1	RMS	1757	-25.66	-13	Pass	401



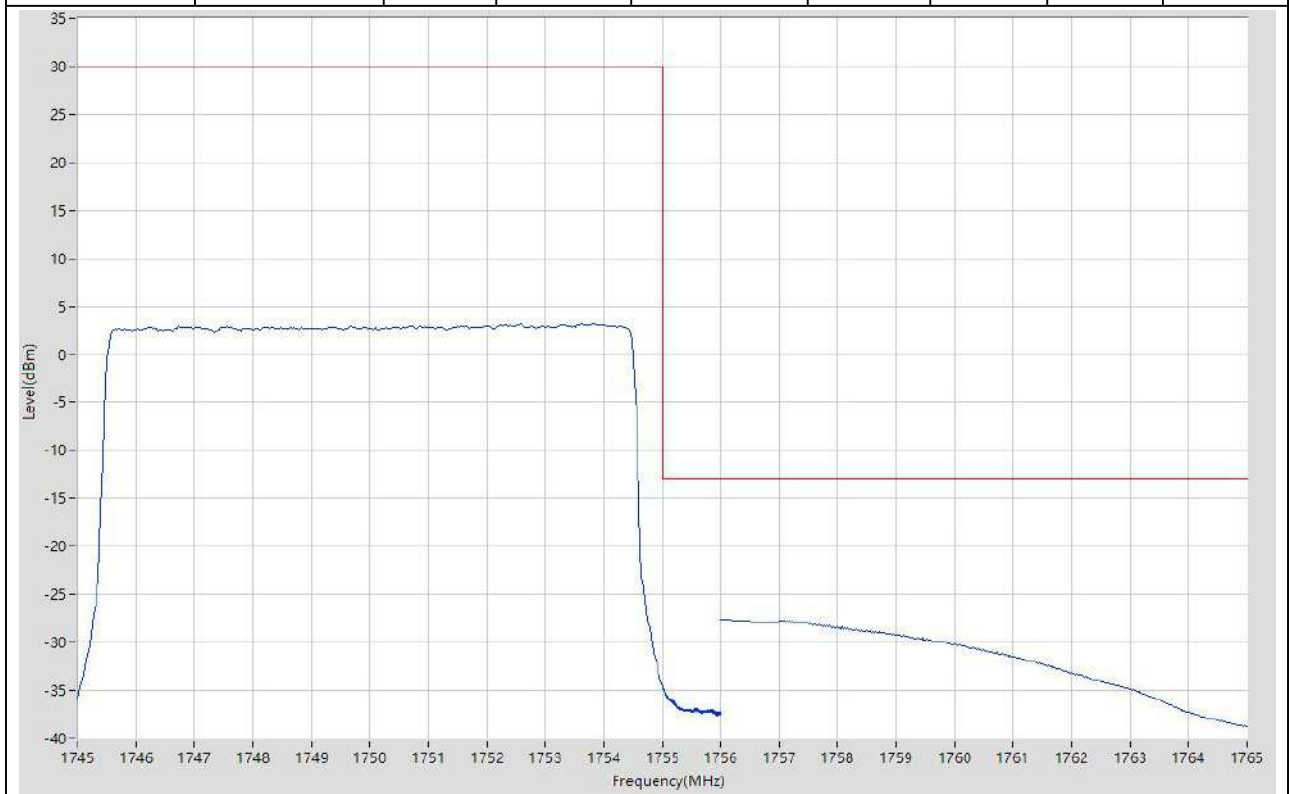
9.31. LTE Band Edge_Part22-24-27(NTNV)(Subtest:31, Channel:20350, Bandwidth:10, Modulation:Q16, RB Number: 1, RB Position:HIGH)

Start Frequency (MHz)	Stop Frequency (MHz)	RBW (MHz)	Detector	Frequency (MHz)	Power (dBm)	Limit (dBm)	Verdict	Sweep Point
1745	1755	0.1	RMS	1754.4	20.58	30	Pass	401
1755	1756	0.1	RMS	1755	-22.1	-13	Pass	401
1756	1757	1	RMS	1756	-39.59	-13	Pass	2
1757	1765	1	RMS	1758.82	-43.14	-13	Pass	401



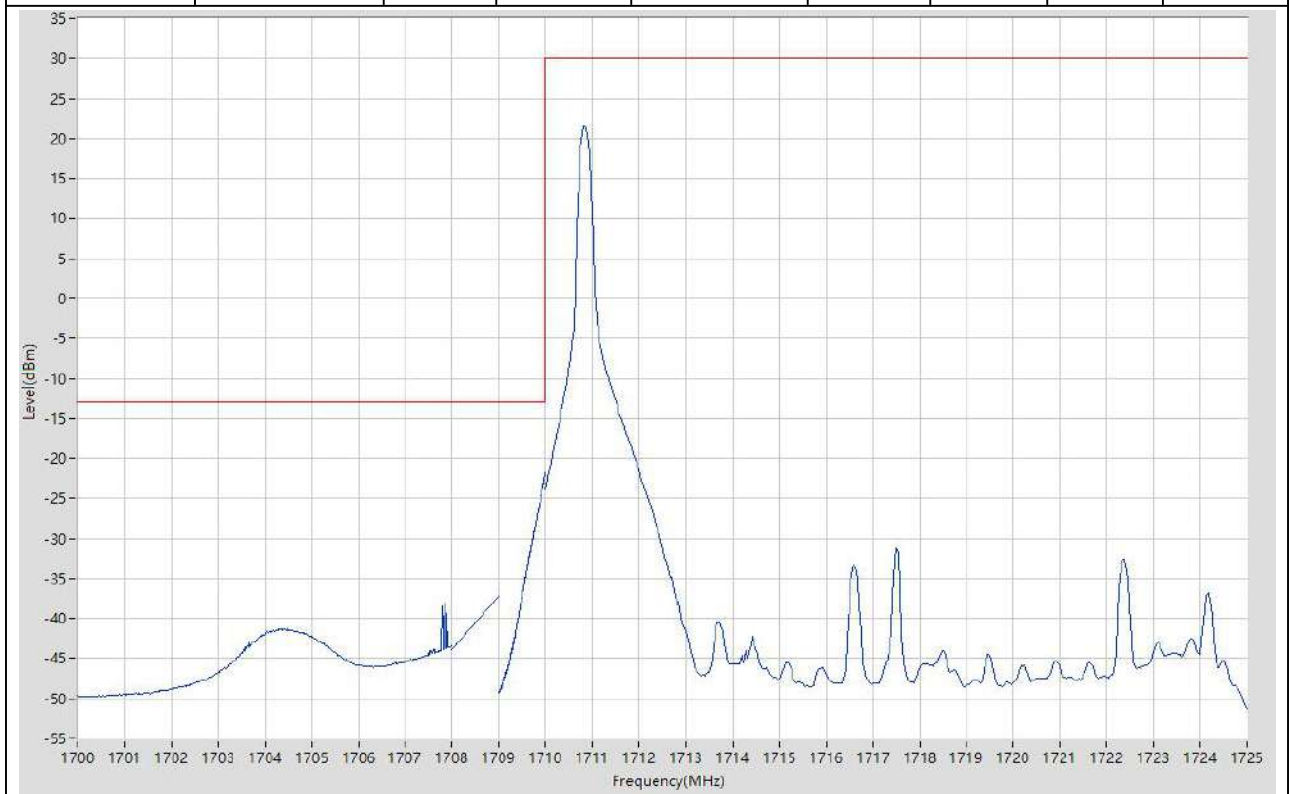
9.32. LTE Band Edge_Part22-24-27(NTNV)(Subtest:32, Channel:20350, Bandwidth:10, Modulation:Q16, RB Number: 50, RB Position:HIGH)

Start Frequency (MHz)	Stop Frequency (MHz)	RBW (MHz)	Detector	Frequency (MHz)	Power (dBm)	Limit (dBm)	Verdict	Sweep Point
1745	1755	0.1	RMS	1753.625	3.21	30	Pass	401
1755	1756	0.1	RMS	1755	-34.44	-13	Pass	401
1756	1757	1	RMS	1756	-27.55	-13	Pass	2
1757	1765	1	RMS	1757.04	-27.68	-13	Pass	401



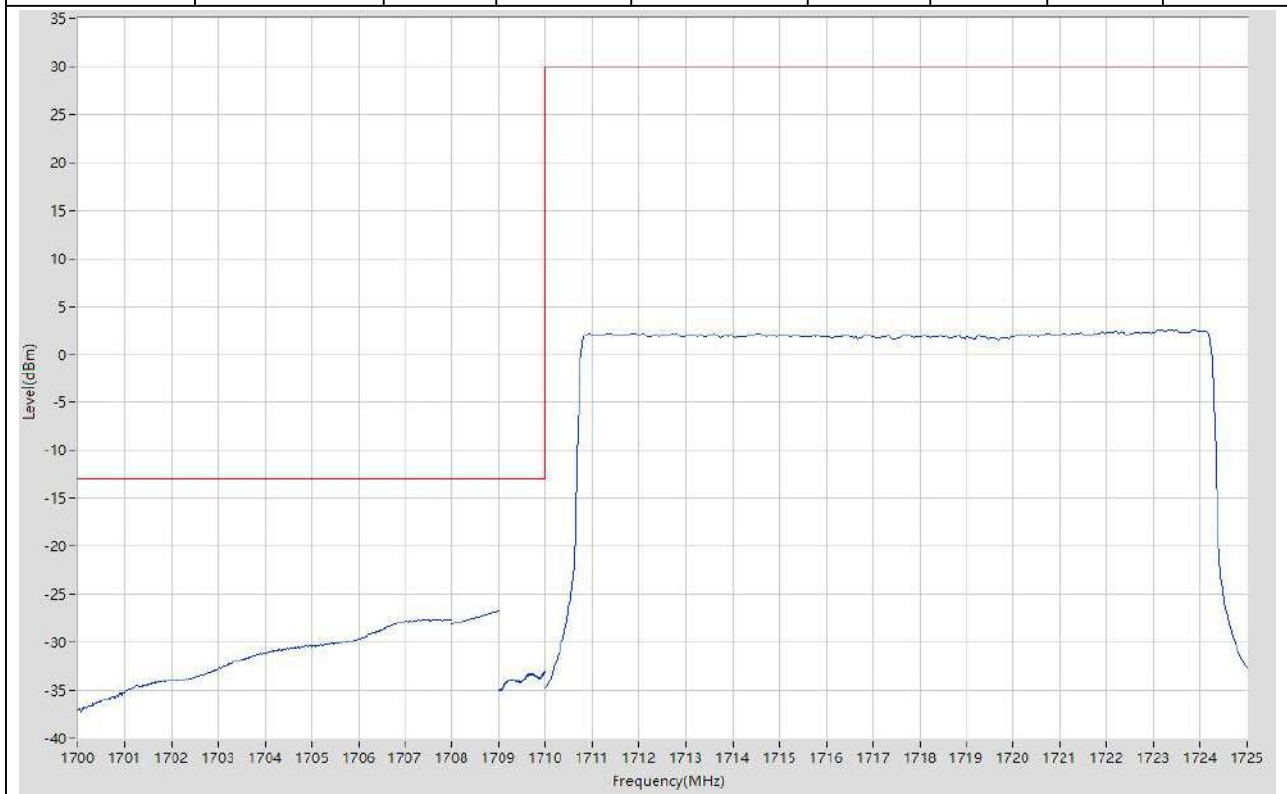
9.33. LTE Band Edge_Part22-24-27(NTNV)(Subtest:33, Channel:20025, Bandwidth:15, Modulation:QPSK, RB Number: 1, RB Position:LOW)

Start Frequency (MHz)	Stop Frequency (MHz)	RBW (MHz)	Detector	Frequency (MHz)	Power (dBm)	Limit (dBm)	Verdict	Sweep Point
1700	1708	1	RMS	1707.86	-38.15	-13	Pass	401
1708	1709	1	RMS	1709	-37.28	-13	Pass	2
1709	1710	0.15	RMS	1710	-21.8	-13	Pass	401
1710	1725	0.1	RMS	1710.825	21.5	30	Pass	401



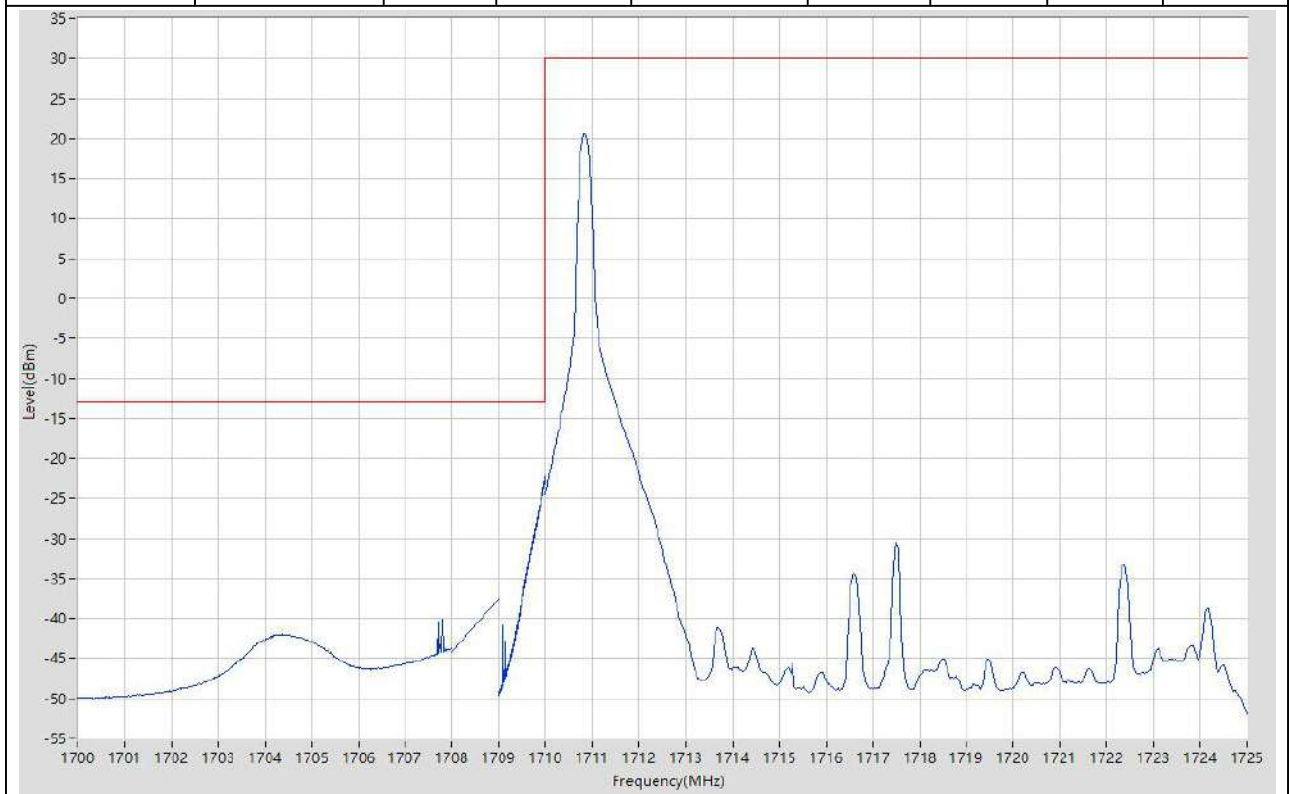
9.34. LTE Band Edge_Part22-24-27(NTNV)(Subtest:34, Channel:20025, Bandwidth:15, Modulation:QPSK, RB Number: 75, RB Position:LOW)

Start Frequency (MHz)	Stop Frequency (MHz)	RBW (MHz)	Detector	Frequency (MHz)	Power (dBm)	Limit (dBm)	Verdict	Sweep Point
1700	1708	1	RMS	1708	-27.56	-13	Pass	401
1708	1709	1	RMS	1709	-26.71	-13	Pass	2
1709	1710	0.15	RMS	1709.998	-32.97	-13	Pass	401
1710	1725	0.1	RMS	1723.388	2.61	30	Pass	401



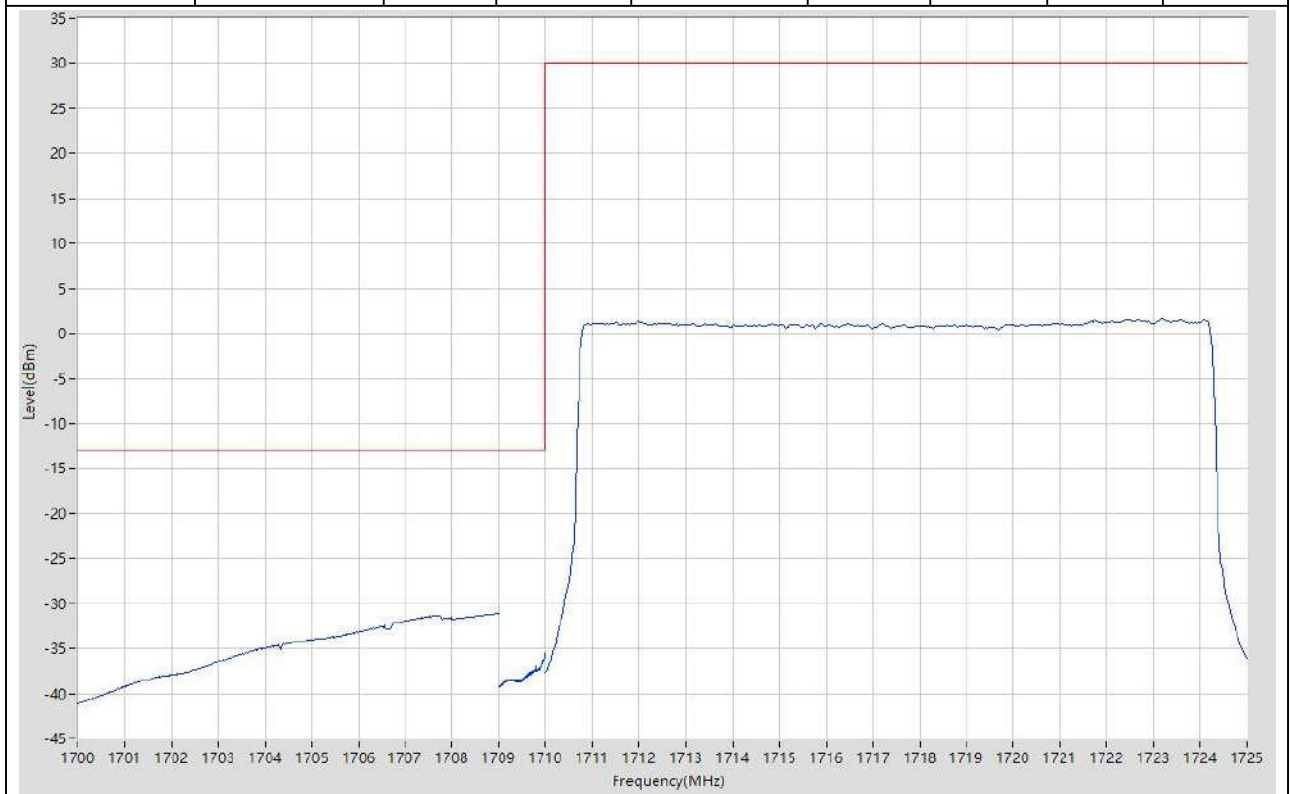
9.35. LTE Band Edge_Part22-24-27(NTNV)(Subtest:35, Channel:20025, Bandwidth:15, Modulation:Q16, RB Number: 1, RB Position:LOW)

Start Frequency (MHz)	Stop Frequency (MHz)	RBW (MHz)	Detector	Frequency (MHz)	Power (dBm)	Limit (dBm)	Verdict	Sweep Point
1700	1708	1	RMS	1707.78	-40.13	-13	Pass	401
1708	1709	1	RMS	1709	-37.56	-13	Pass	2
1709	1710	0.15	RMS	1710	-22.3	-13	Pass	401
1710	1725	0.1	RMS	1710.825	20.59	30	Pass	401



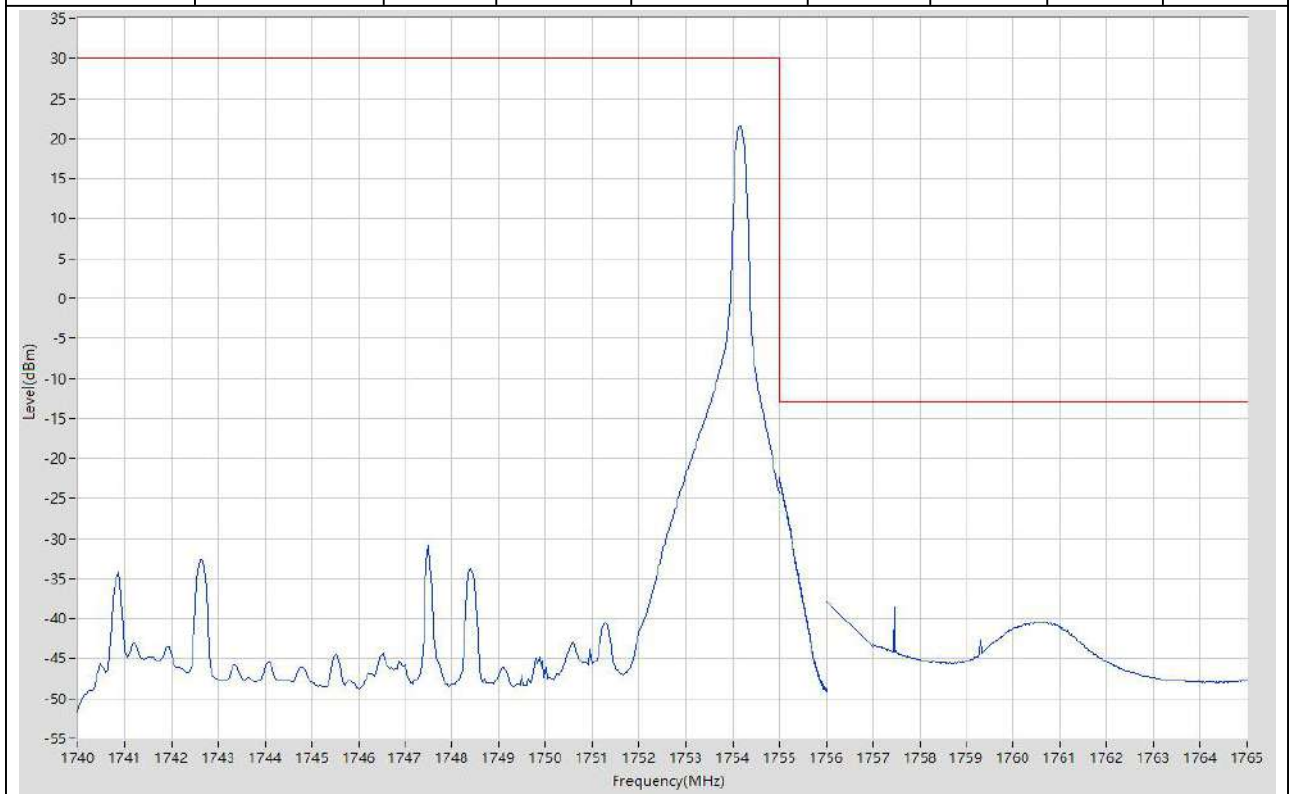
9.36. LTE Band Edge_Part22-24-27(NTNV)(Subtest:36, Channel:20025, Bandwidth:15, Modulation:Q16, RB Number: 75, RB Position:LOW)

Start Frequency (MHz)	Stop Frequency (MHz)	RBW (MHz)	Detector	Frequency (MHz)	Power (dBm)	Limit (dBm)	Verdict	Sweep Point
1700	1708	1	RMS	1707.72	-31.32	-13	Pass	401
1708	1709	1	RMS	1709	-31.09	-13	Pass	2
1709	1710	0.15	RMS	1709.993	-35.53	-13	Pass	401
1710	1725	0.1	RMS	1723.2	1.6	30	Pass	401



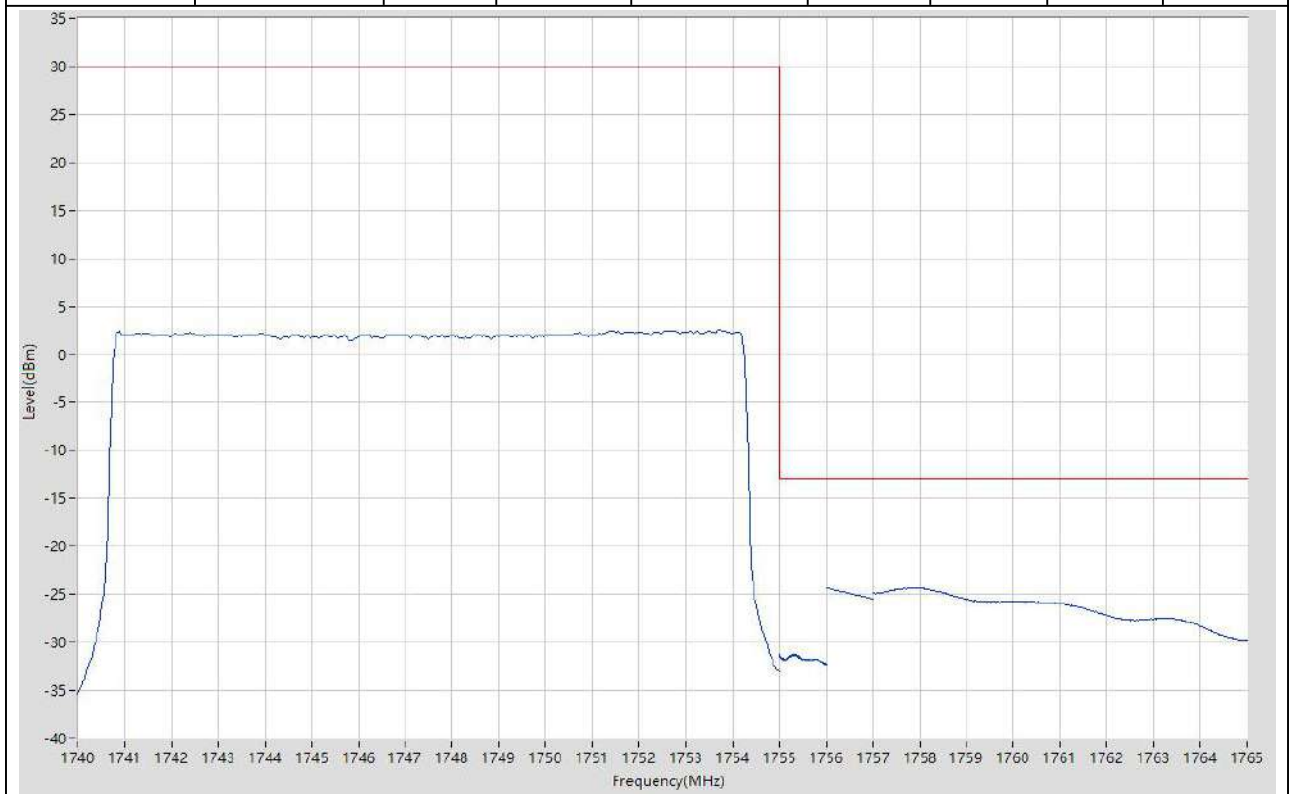
9.37. LTE Band Edge_Part22-24-27(NTNV)(Subtest:37, Channel:20325, Bandwidth:15, Modulation:QPSK, RB Number: 1, RB Position:HIGH)

Start Frequency (MHz)	Stop Frequency (MHz)	RBW (MHz)	Detector	Frequency (MHz)	Power (dBm)	Limit (dBm)	Verdict	Sweep Point
1740	1755	0.1	RMS	1754.175	21.55	30	Pass	401
1755	1756	0.15	RMS	1755.005	-22.38	-13	Pass	401
1756	1757	1	RMS	1756	-37.81	-13	Pass	2
1757	1765	1	RMS	1757.46	-38.61	-13	Pass	401



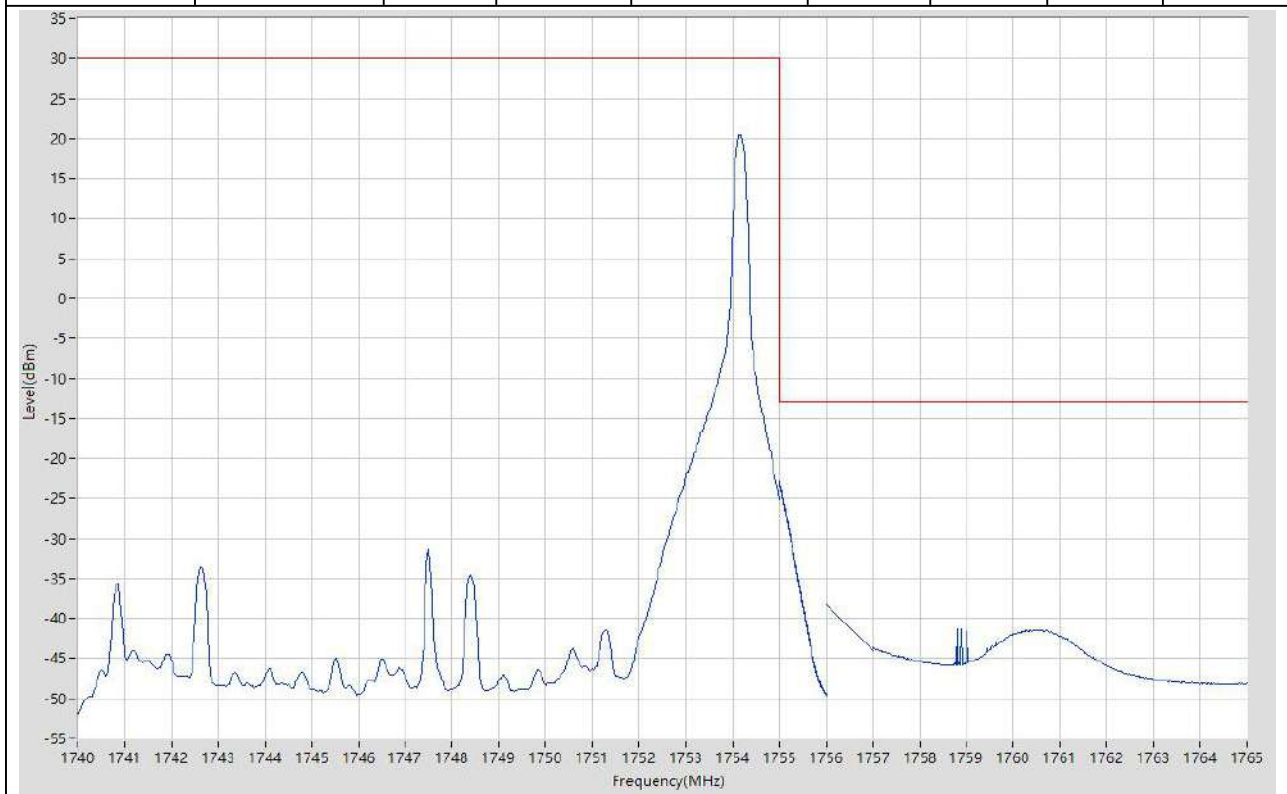
9.38. LTE Band Edge_Part22-24-27(NTNV)(Subtest:38, Channel:20325, Bandwidth:15, Modulation:QPSK, RB Number: 75, RB Position:HIGH)

Start Frequency (MHz)	Stop Frequency (MHz)	RBW (MHz)	Detector	Frequency (MHz)	Power (dBm)	Limit (dBm)	Verdict	Sweep Point
1740	1755	0.1	RMS	1753.725	2.55	30	Pass	401
1755	1756	0.15	RMS	1755.273	-31.26	-13	Pass	401
1756	1757	1	RMS	1756	-24.32	-13	Pass	2
1757	1765	1	RMS	1757.82	-24.31	-13	Pass	401



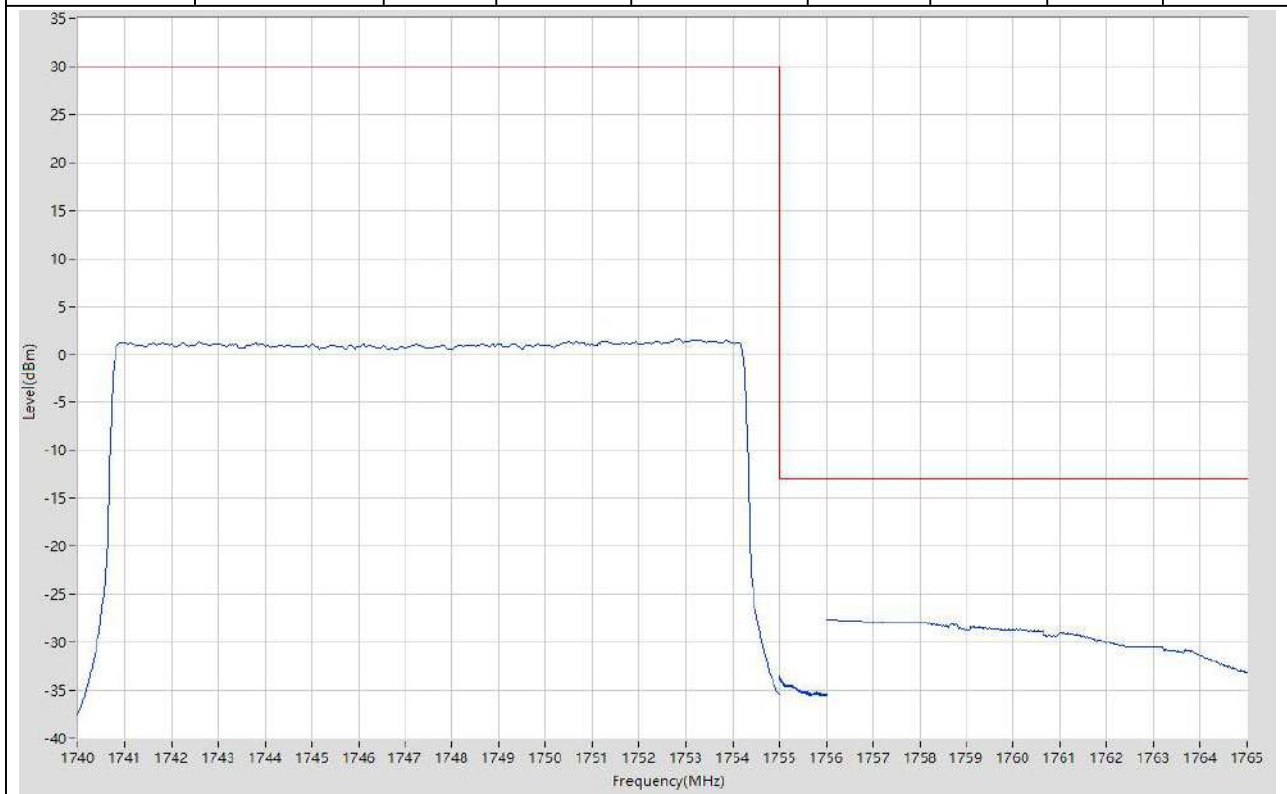
9.39. LTE Band Edge_Part22-24-27(NTNV)(Subtest:39, Channel:20325, Bandwidth:15, Modulation:Q16, RB Number: 1, RB Position:HIGH)

Start Frequency (MHz)	Stop Frequency (MHz)	RBW (MHz)	Detector	Frequency (MHz)	Power (dBm)	Limit (dBm)	Verdict	Sweep Point
1740	1755	0.1	RMS	1754.138	20.47	30	Pass	401
1755	1756	0.15	RMS	1755.005	-22.87	-13	Pass	401
1756	1757	1	RMS	1756	-38.27	-13	Pass	2
1757	1765	1	RMS	1758.8	-41.29	-13	Pass	401



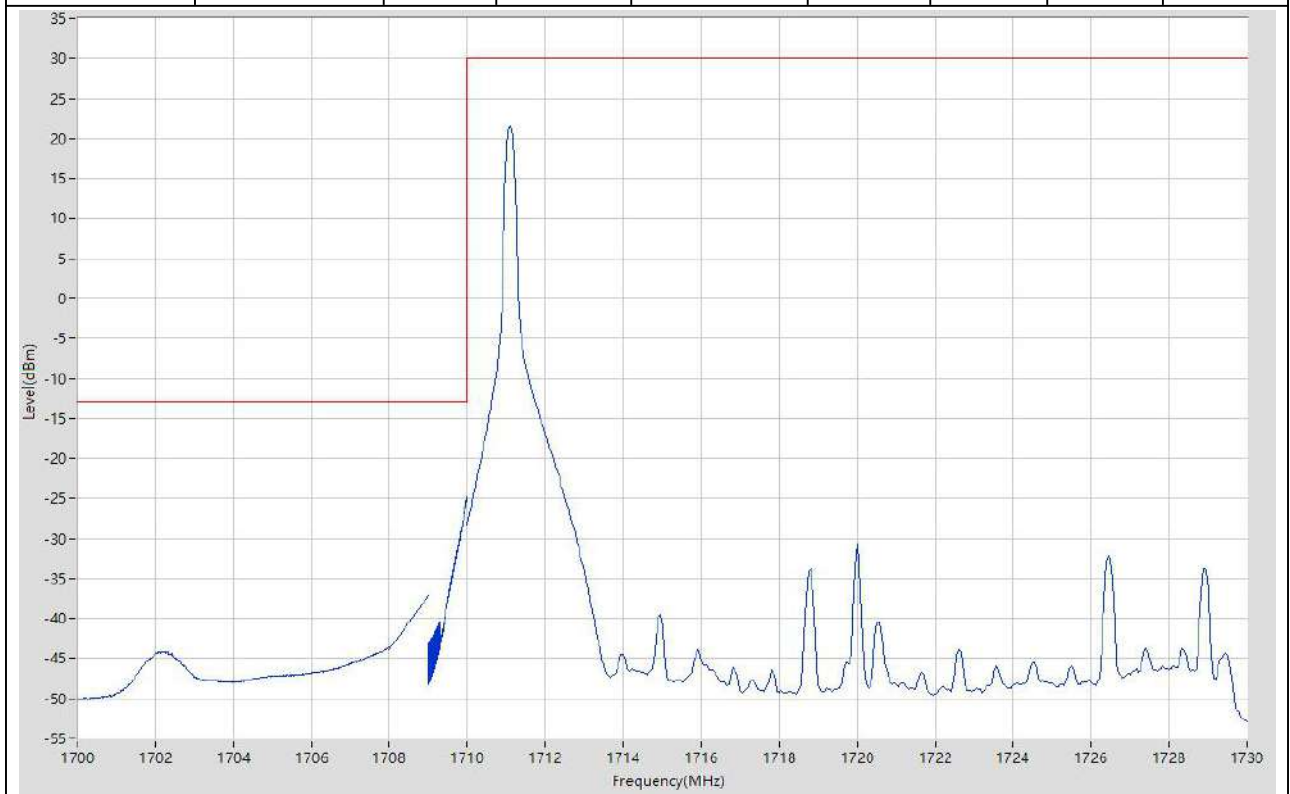
9.40. LTE Band Edge_Part22-24-27(NTNV)(Subtest:40, Channel:20325, Bandwidth:15, Modulation:Q16, RB Number: 75, RB Position:HIGH)

Start Frequency (MHz)	Stop Frequency (MHz)	RBW (MHz)	Detector	Frequency (MHz)	Power (dBm)	Limit (dBm)	Verdict	Sweep Point
1740	1755	0.1	RMS	1752.863	1.52	30	Pass	401
1755	1756	0.15	RMS	1755	-33.55	-13	Pass	401
1756	1757	1	RMS	1756	-27.55	-13	Pass	2
1757	1765	1	RMS	1757.74	-27.8	-13	Pass	401



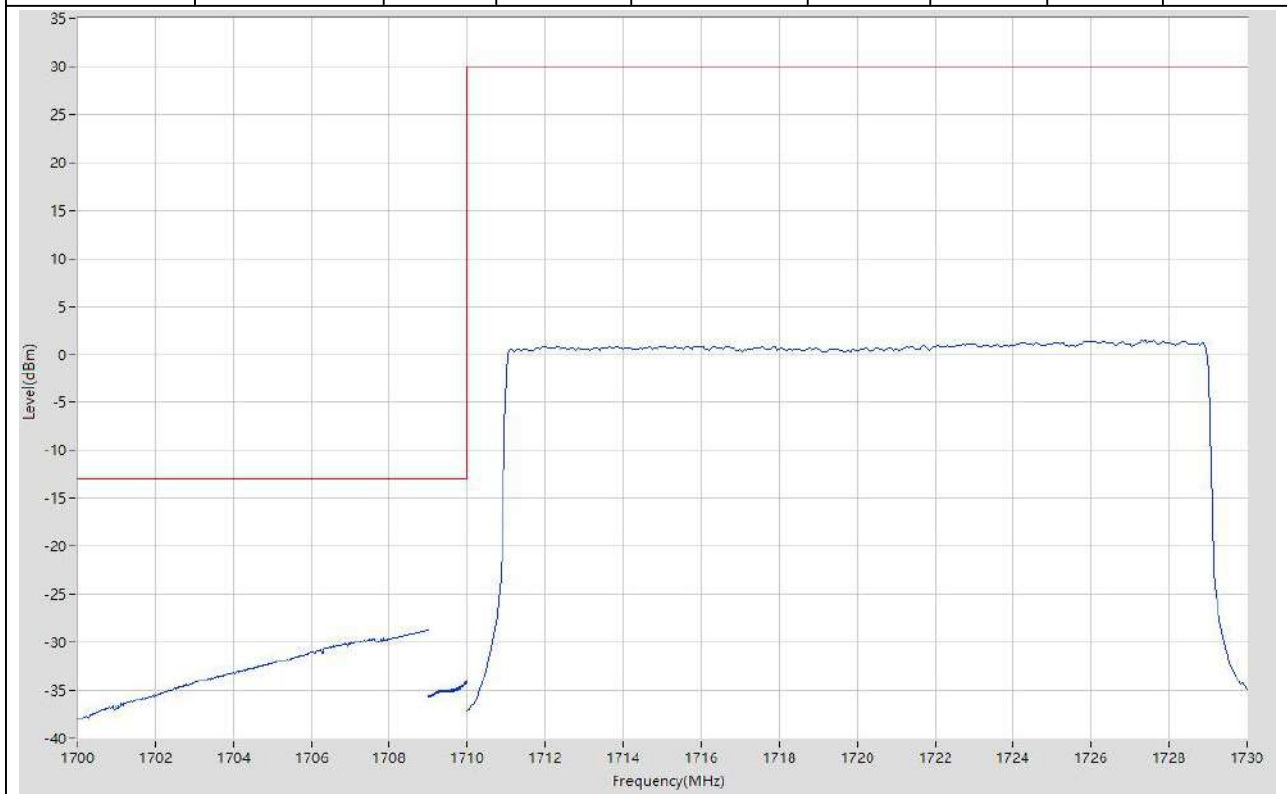
9.41. LTE Band Edge_Part22-24-27(NTNV)(Subtest:41, Channel:20050, Bandwidth:20, Modulation:QPSK, RB Number: 1, RB Position:LOW)

Start Frequency (MHz)	Stop Frequency (MHz)	RBW (MHz)	Detector	Frequency (MHz)	Power (dBm)	Limit (dBm)	Verdict	Sweep Point
1700	1708	1	RMS	1708	-43.61	-13	Pass	401
1708	1709	1	RMS	1709	-37.19	-13	Pass	2
1709	1710	0.2	RMS	1709.993	-24.8	-13	Pass	401
1710	1730	0.1	RMS	1711.1	21.45	30	Pass	401



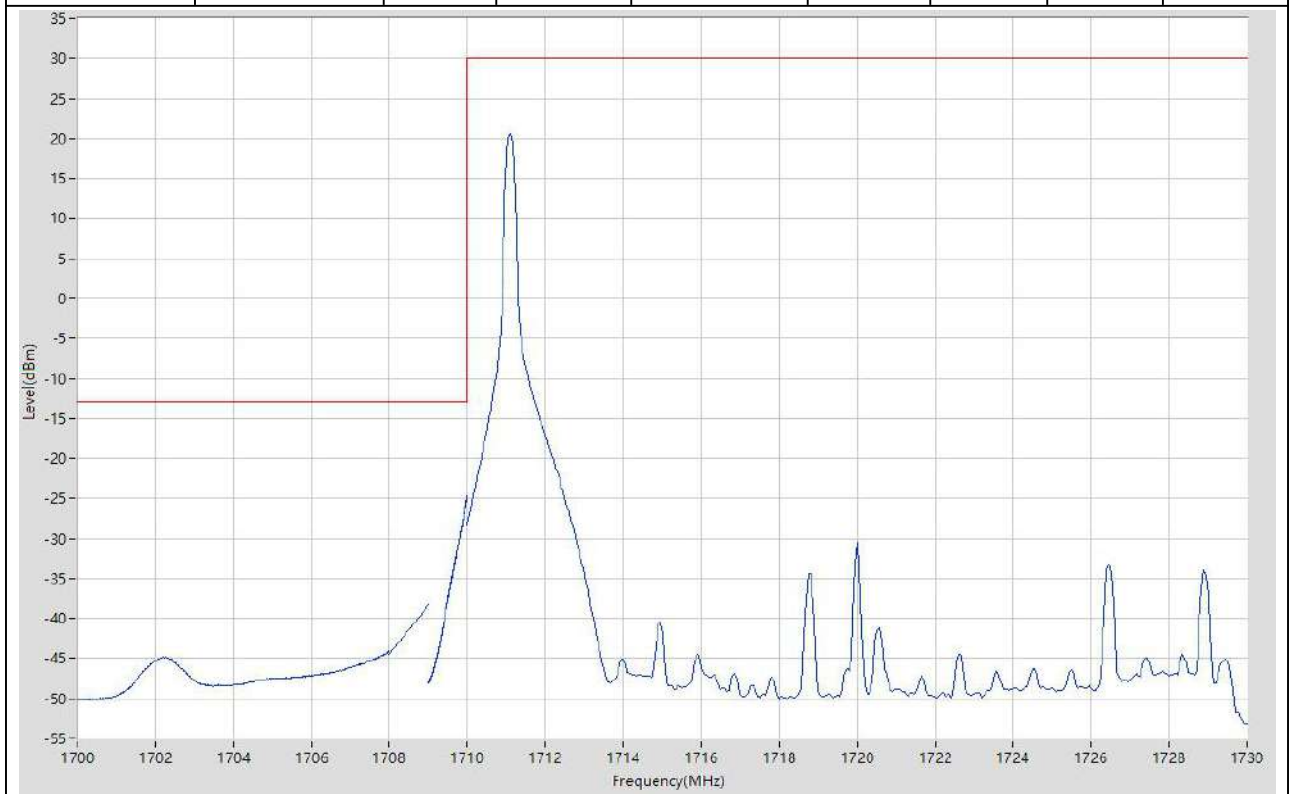
9.42. LTE Band Edge_Part22-24-27(NTNV)(Subtest:42, Channel:20050, Bandwidth:20, Modulation:QPSK, RB Number: 100, RB Position:LOW)

Start Frequency (MHz)	Stop Frequency (MHz)	RBW (MHz)	Detector	Frequency (MHz)	Power (dBm)	Limit (dBm)	Verdict	Sweep Point
1700	1708	1	RMS	1707.82	-29.53	-13	Pass	401
1708	1709	1	RMS	1709	-28.78	-13	Pass	2
1709	1710	0.2	RMS	1709.995	-34.02	-13	Pass	401
1710	1730	0.1	RMS	1727.6	1.45	30	Pass	401



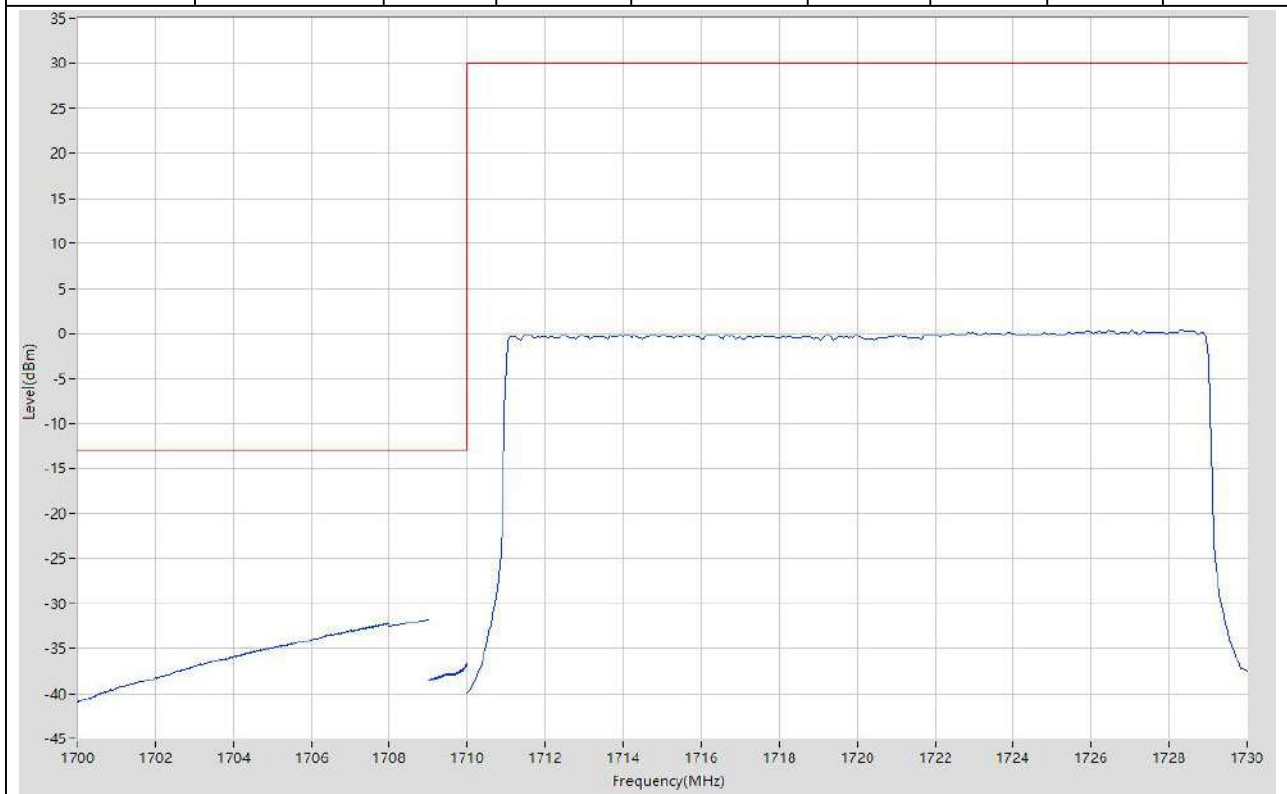
9.43. LTE Band Edge_Part22-24-27(NTNV)(Subtest:43, Channel:20050, Bandwidth:20, Modulation:Q16, RB Number: 1, RB Position:LOW)

Start Frequency (MHz)	Stop Frequency (MHz)	RBW (MHz)	Detector	Frequency (MHz)	Power (dBm)	Limit (dBm)	Verdict	Sweep Point
1700	1708	1	RMS	1708	-44.08	-13	Pass	401
1708	1709	1	RMS	1709	-38.37	-13	Pass	2
1709	1710	0.2	RMS	1710	-24.69	-13	Pass	401
1710	1730	0.1	RMS	1711.1	20.63	30	Pass	401



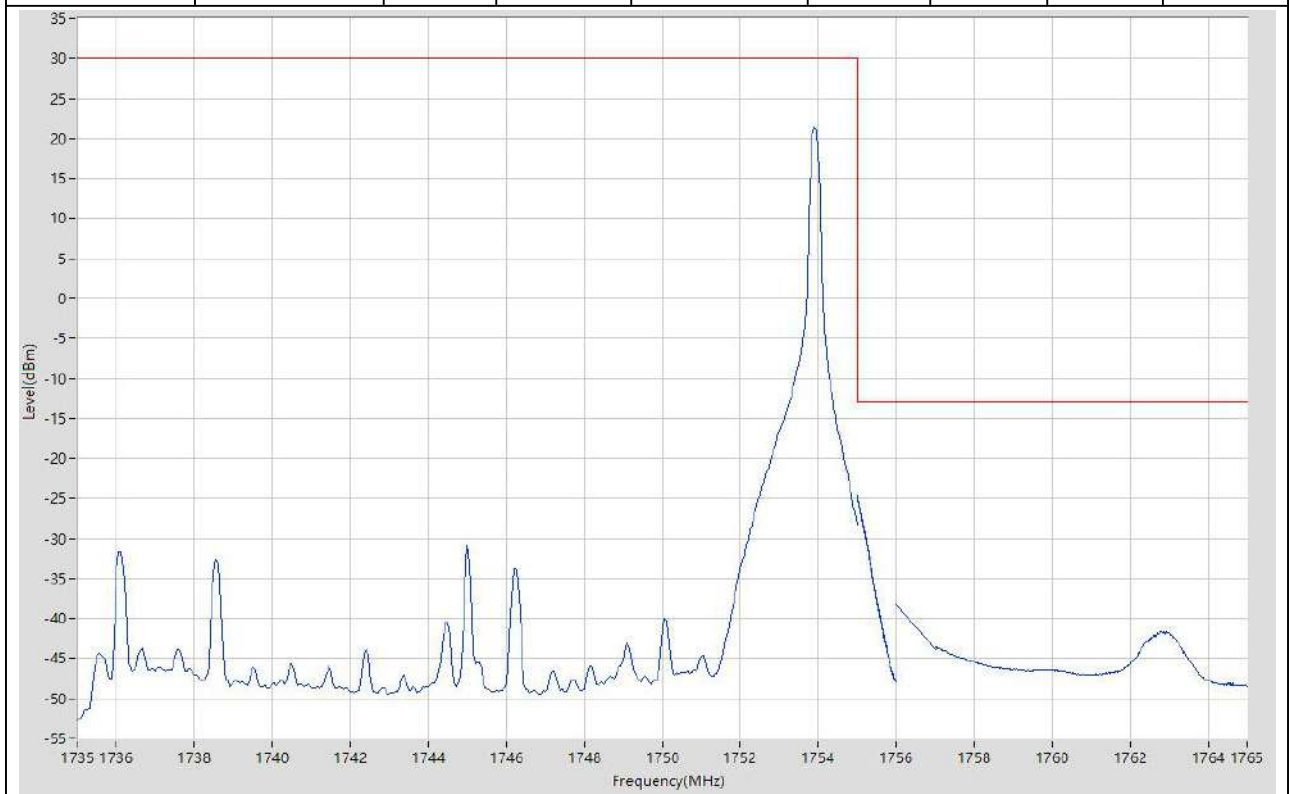
9.44. LTE Band Edge_Part22-24-27(NTNV)(Subtest:44, Channel:20050, Bandwidth:20, Modulation:Q16, RB Number: 100, RB Position:LOW)

Start Frequency (MHz)	Stop Frequency (MHz)	RBW (MHz)	Detector	Frequency (MHz)	Power (dBm)	Limit (dBm)	Verdict	Sweep Point
1700	1708	1	RMS	1707.96	-32.24	-13	Pass	401
1708	1709	1	RMS	1709	-31.72	-13	Pass	2
1709	1710	0.2	RMS	1710	-36.79	-13	Pass	401
1710	1730	0.1	RMS	1728.35	0.35	30	Pass	401



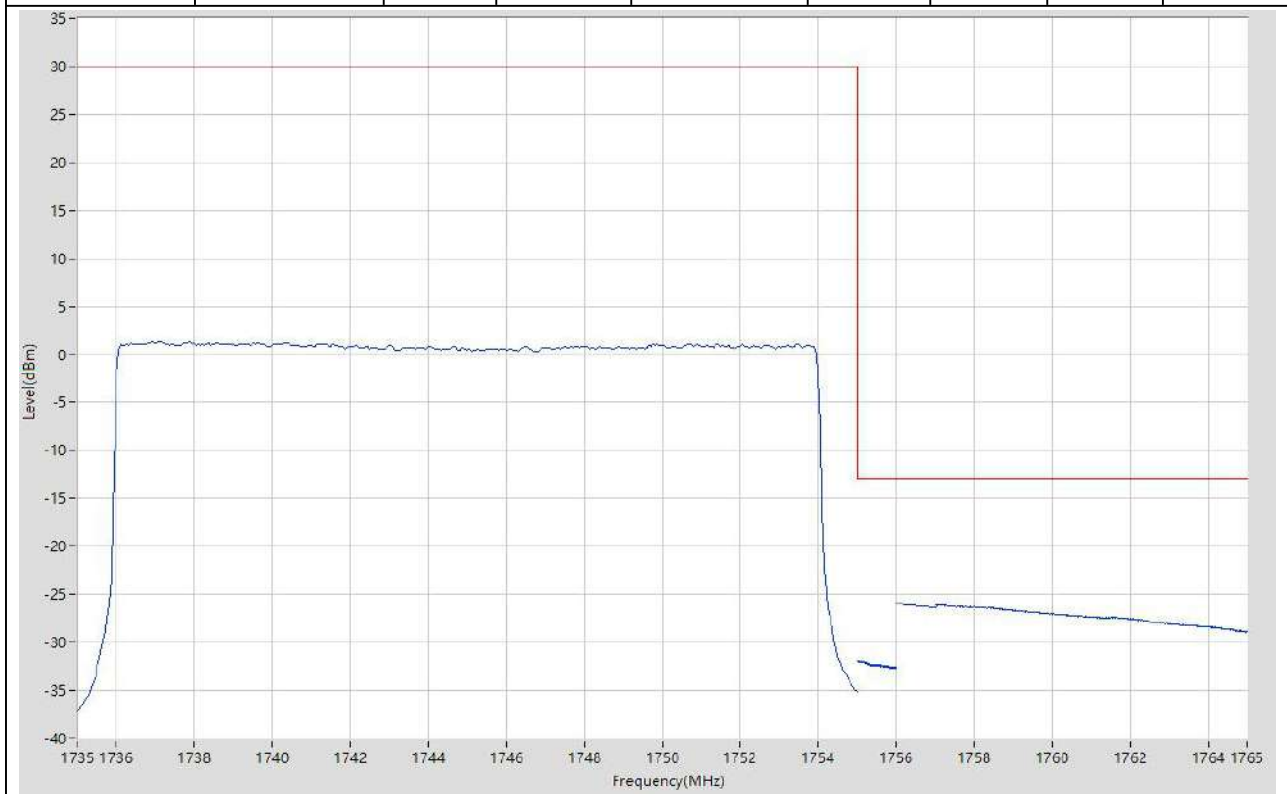
9.45. LTE Band Edge_Part22-24-27(NTNV)(Subtest:45, Channel:20300, Bandwidth:20, Modulation:QPSK, RB Number: 1, RB Position:HIGH)

Start Frequency (MHz)	Stop Frequency (MHz)	RBW (MHz)	Detector	Frequency (MHz)	Power (dBm)	Limit (dBm)	Verdict	Sweep Point
1735	1755	0.1	RMS	1753.9	21.37	30	Pass	401
1755	1756	0.2	RMS	1755.005	-24.68	-13	Pass	401
1756	1757	1	RMS	1756	-38.39	-13	Pass	2
1757	1765	1	RMS	1762.82	-41.59	-13	Pass	401



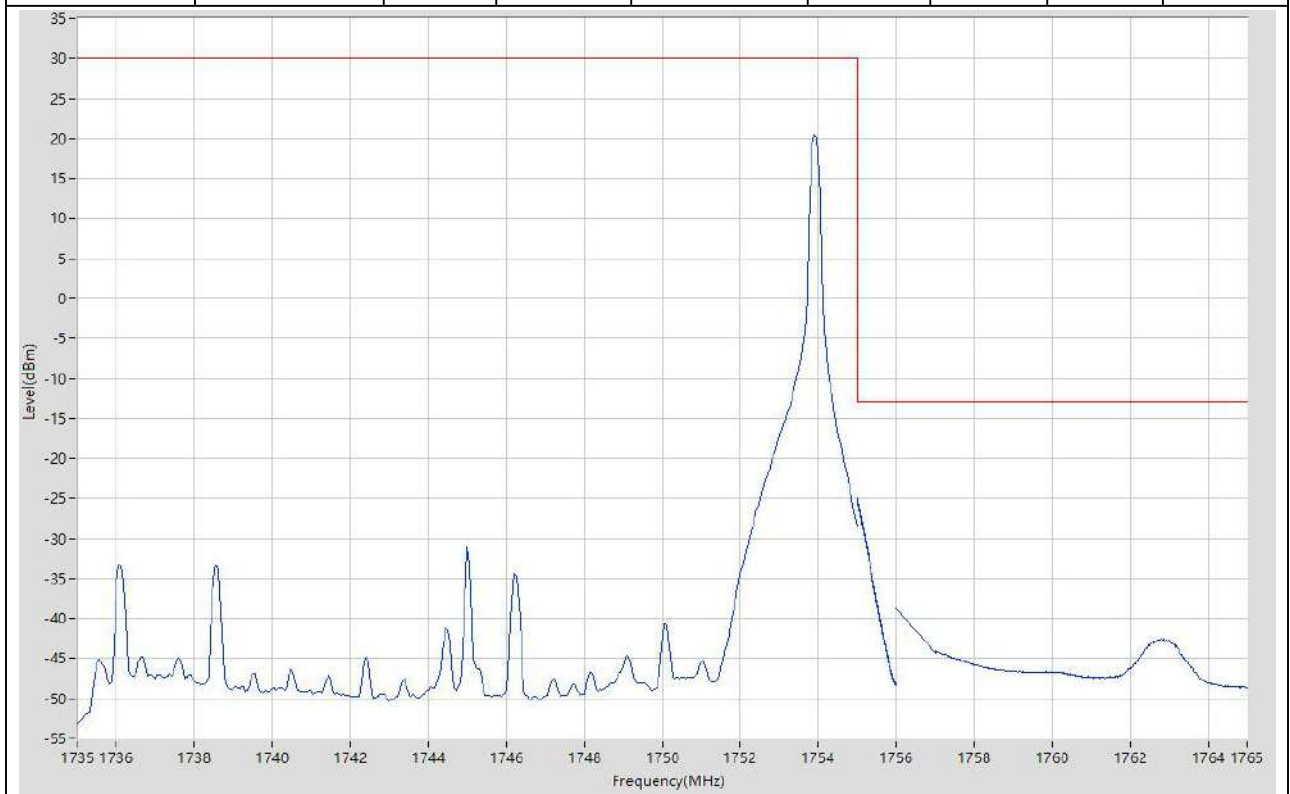
9.46. LTE Band Edge_Part22-24-27(NTNV)(Subtest:46, Channel:20300, Bandwidth:20, Modulation:QPSK, RB Number: 100, RB Position:HIGH)

Start Frequency (MHz)	Stop Frequency (MHz)	RBW (MHz)	Detector	Frequency (MHz)	Power (dBm)	Limit (dBm)	Verdict	Sweep Point
1735	1755	0.1	RMS	1737.15	1.31	30	Pass	401
1755	1756	0.2	RMS	1755.003	-31.83	-13	Pass	401
1756	1757	1	RMS	1756	-25.96	-13	Pass	2
1757	1765	1	RMS	1757	-26.04	-13	Pass	401



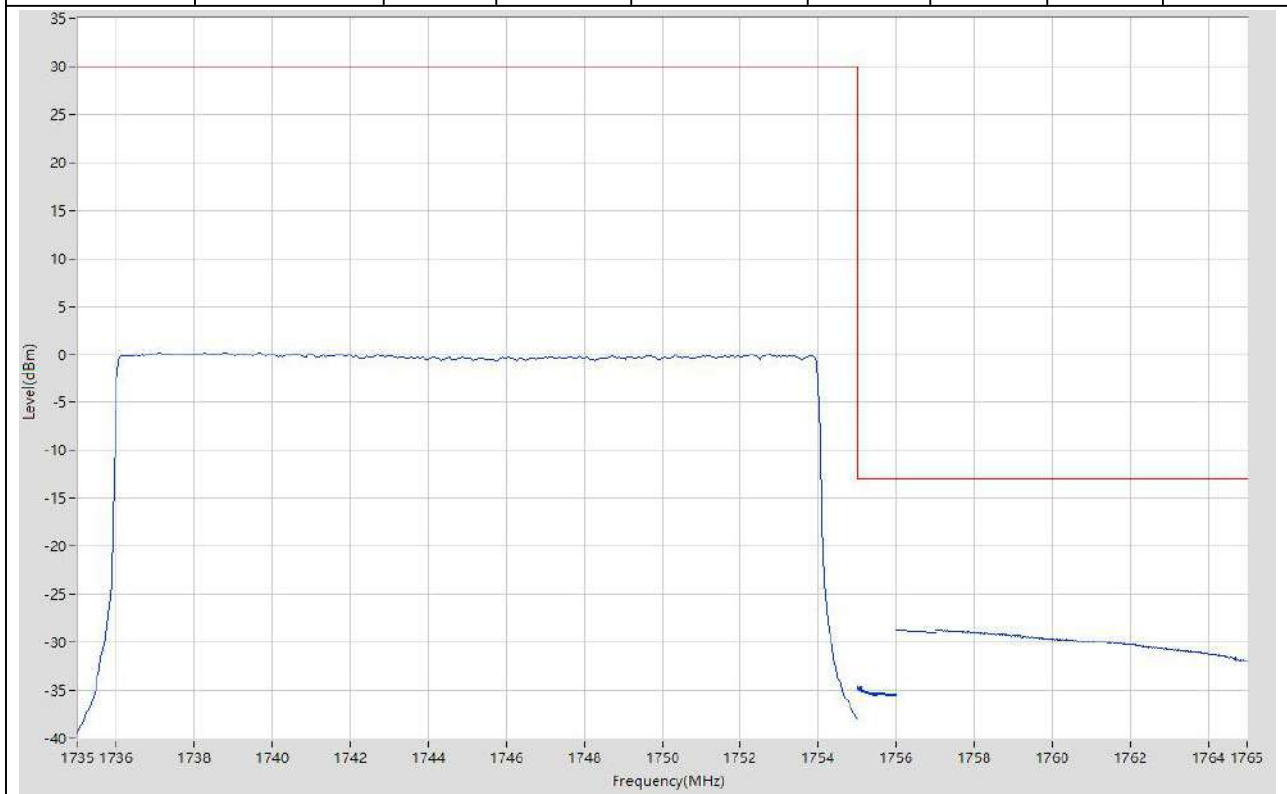
9.47. LTE Band Edge_Part22-24-27(NTNV)(Subtest:47, Channel:20300, Bandwidth:20, Modulation:Q16, RB Number: 1, RB Position:HIGH)

Start Frequency (MHz)	Stop Frequency (MHz)	RBW (MHz)	Detector	Frequency (MHz)	Power (dBm)	Limit (dBm)	Verdict	Sweep Point
1735	1755	0.1	RMS	1753.9	20.44	30	Pass	401
1755	1756	0.2	RMS	1755.003	-25.02	-13	Pass	401
1756	1757	1	RMS	1756	-38.77	-13	Pass	2
1757	1765	1	RMS	1762.86	-42.53	-13	Pass	401



9.48. LTE Band Edge_Part22-24-27(NTNV)(Subtest:48, Channel:20300, Bandwidth:20, Modulation:Q16, RB Number: 100, RB Position:HIGH)

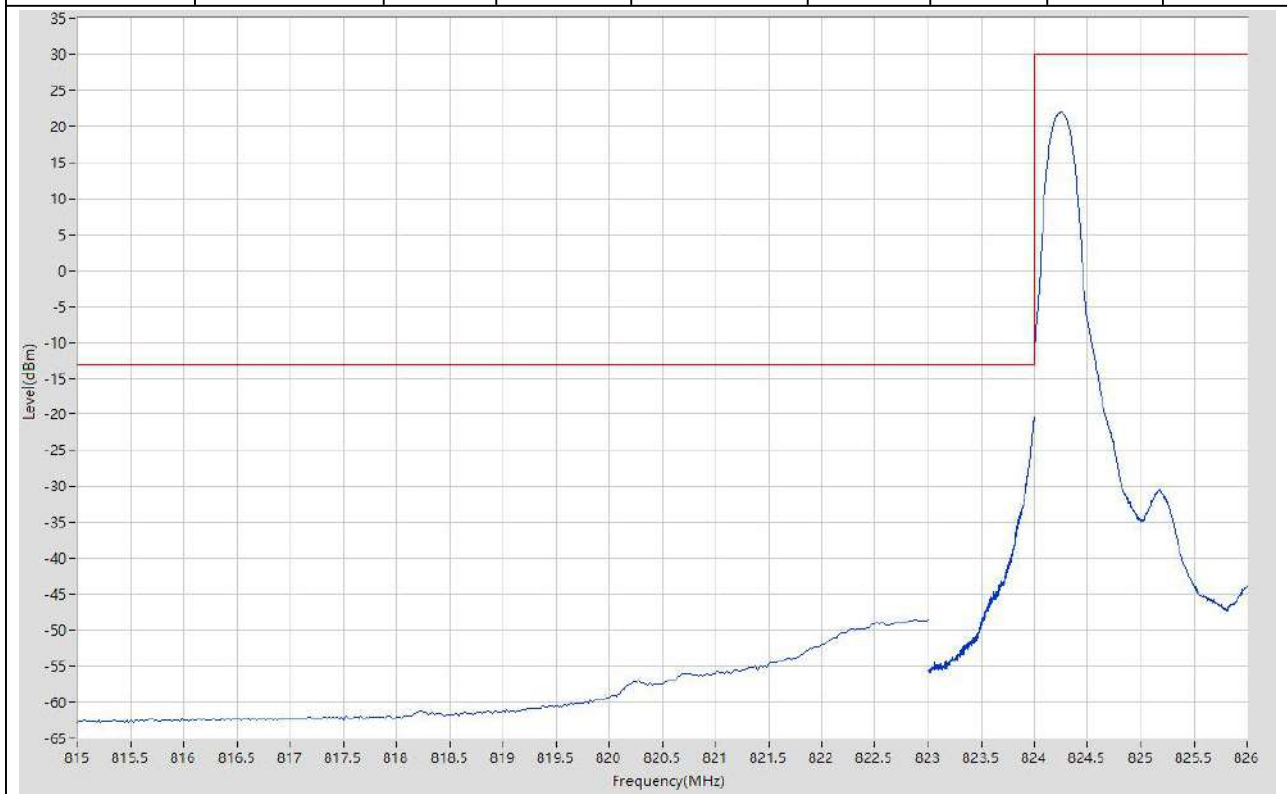
Start Frequency (MHz)	Stop Frequency (MHz)	RBW (MHz)	Detector	Frequency (MHz)	Power (dBm)	Limit (dBm)	Verdict	Sweep Point
1735	1755	0.1	RMS	1739.65	0.22	30	Pass	401
1755	1756	0.2	RMS	1755.08	-34.65	-13	Pass	401
1756	1757	1	RMS	1756	-28.79	-13	Pass	2
1757	1765	1	RMS	1757.16	-28.7	-13	Pass	401



10. LTE_Band5

10.1. LTE Band Edge_Part22-24-27(NTNV)(Subtest:1, Channel:20407, Bandwidth:1.4, Modulation:QPSK, RB Number: 1, RB Position:LOW)

Start Frequency (MHz)	Stop Frequency (MHz)	RBW (MHz)	Detector	Frequency (MHz)	Power (dBm)	Limit (dBm)	Verdict	Sweep Point
815	823	0.1	RMS	822.88	-48.46	-13	Pass	401
823	824	0.02	RMS	824	-20.46	-13	Pass	401
824	826	0.1	RMS	824.245	21.95	30	Pass	401



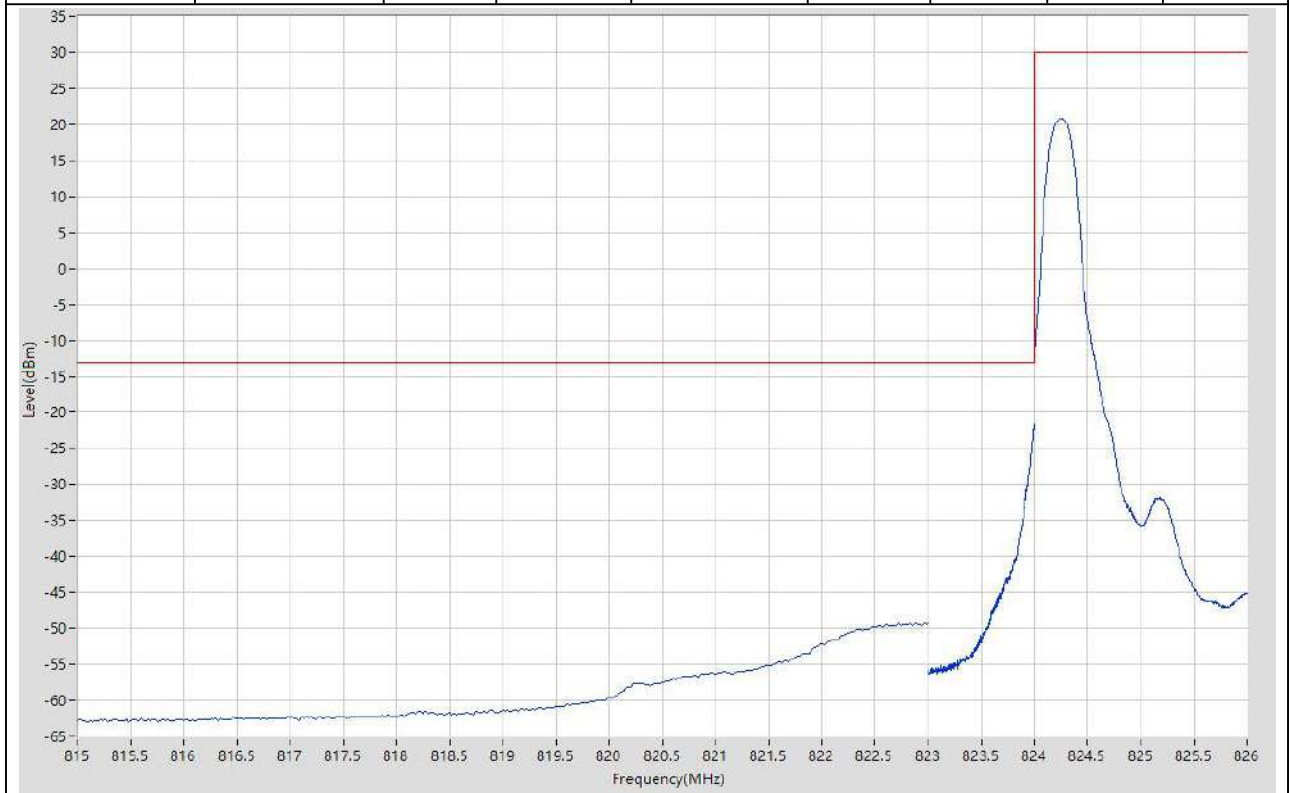
10.2. LTE Band Edge_Part22-24-27(NTNV)(Subtest:2, Channel:20407, Bandwidth:1.4, Modulation:QPSK, RB Number: 6, RB Position:LOW)

Start Frequency (MHz)	Stop Frequency (MHz)	RBW (MHz)	Detector	Frequency (MHz)	Power (dBm)	Limit (dBm)	Verdict	Sweep Point
815	823	0.1	RMS	823	-34.89	-13	Pass	401
823	824	0.02	RMS	824	-29.3	-13	Pass	401
824	826	0.1	RMS	824.285	13.44	30	Pass	401



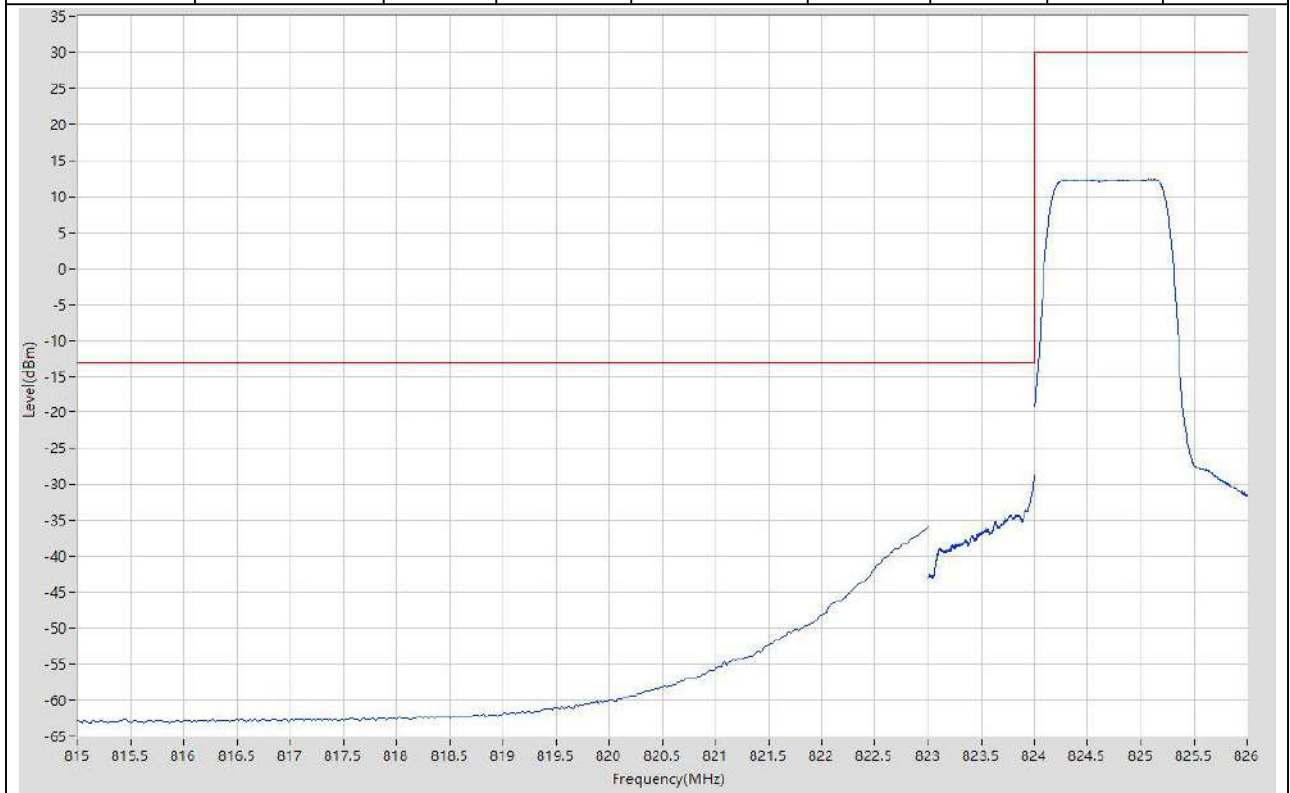
10.3. LTE Band Edge_Part22-24-27(NTNV)(Subtest:3, Channel:20407, Bandwidth:1.4, Modulation:Q16, RB Number: 1, RB Position:LOW)

Start Frequency (MHz)	Stop Frequency (MHz)	RBW (MHz)	Detector	Frequency (MHz)	Power (dBm)	Limit (dBm)	Verdict	Sweep Point
815	823	0.1	RMS	823	-49.24	-13	Pass	401
823	824	0.02	RMS	824	-21.57	-13	Pass	401
824	826	0.1	RMS	824.25	20.81	30	Pass	401



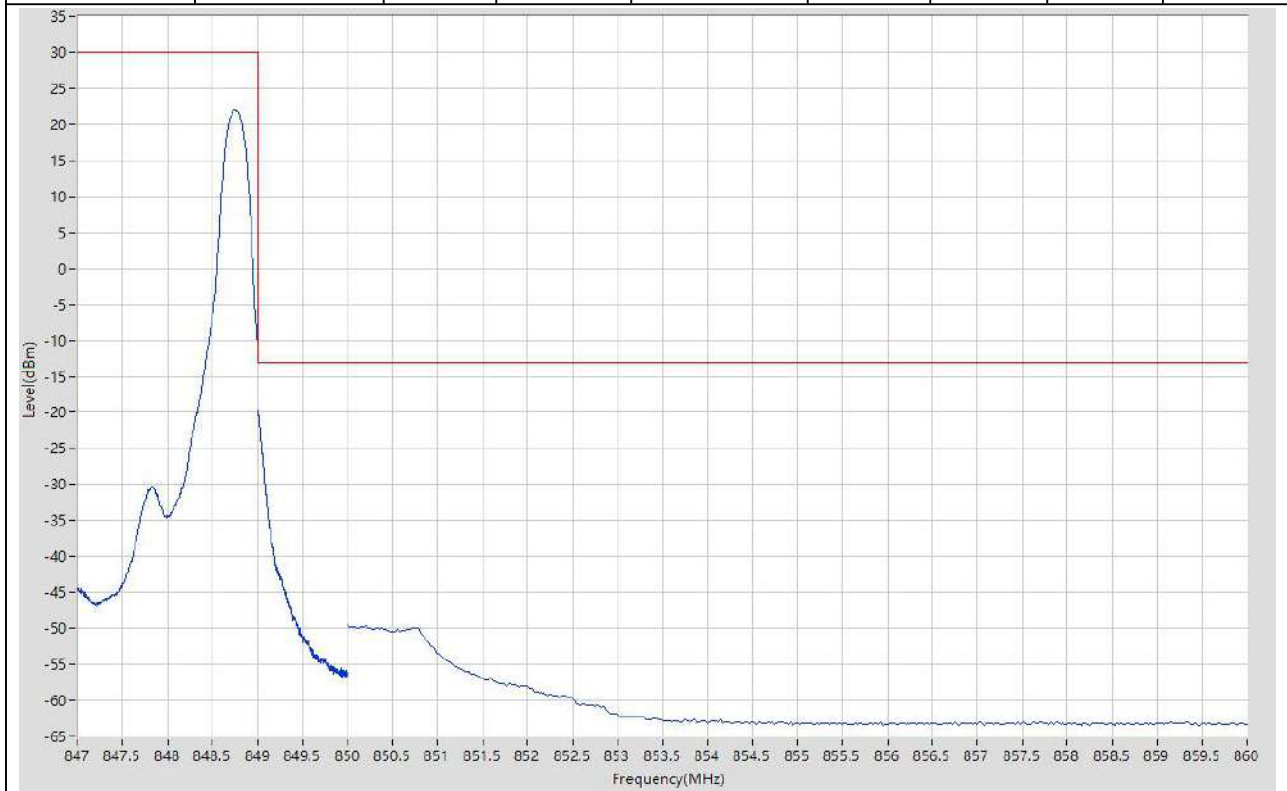
10.4. LTE Band Edge_Part22-24-27(NTNV)(Subtest:4, Channel:20407, Bandwidth:1.4, Modulation:Q16, RB Number: 6, RB Position:LOW)

Start Frequency (MHz)	Stop Frequency (MHz)	RBW (MHz)	Detector	Frequency (MHz)	Power (dBm)	Limit (dBm)	Verdict	Sweep Point
815	823	0.1	RMS	823	-35.82	-13	Pass	401
823	824	0.02	RMS	824	-28.85	-13	Pass	401
824	826	0.1	RMS	825.095	12.44	30	Pass	401



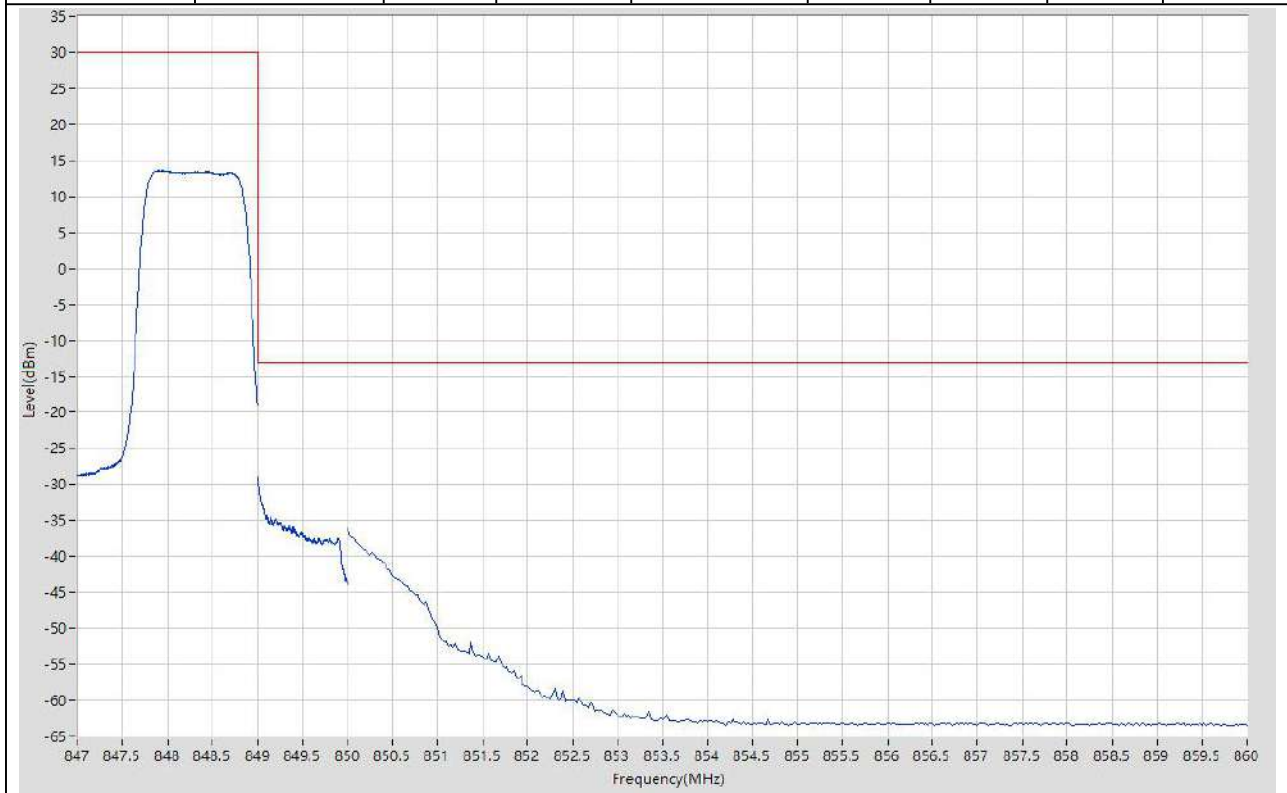
10.5. LTE Band Edge_Part22-24-27(NTNV)(Subtest:5, Channel:20643, Bandwidth:1.4, Modulation:QPSK, RB Number: 1, RB Position:HIGH)

Start Frequency (MHz)	Stop Frequency (MHz)	RBW (MHz)	Detector	Frequency (MHz)	Power (dBm)	Limit (dBm)	Verdict	Sweep Point
847	849	0.1	RMS	848.755	21.98	30	Pass	401
849	850	0.02	RMS	849.003	-19.75	-13	Pass	401
850	860	0.1	RMS	850	-49.49	-13	Pass	401



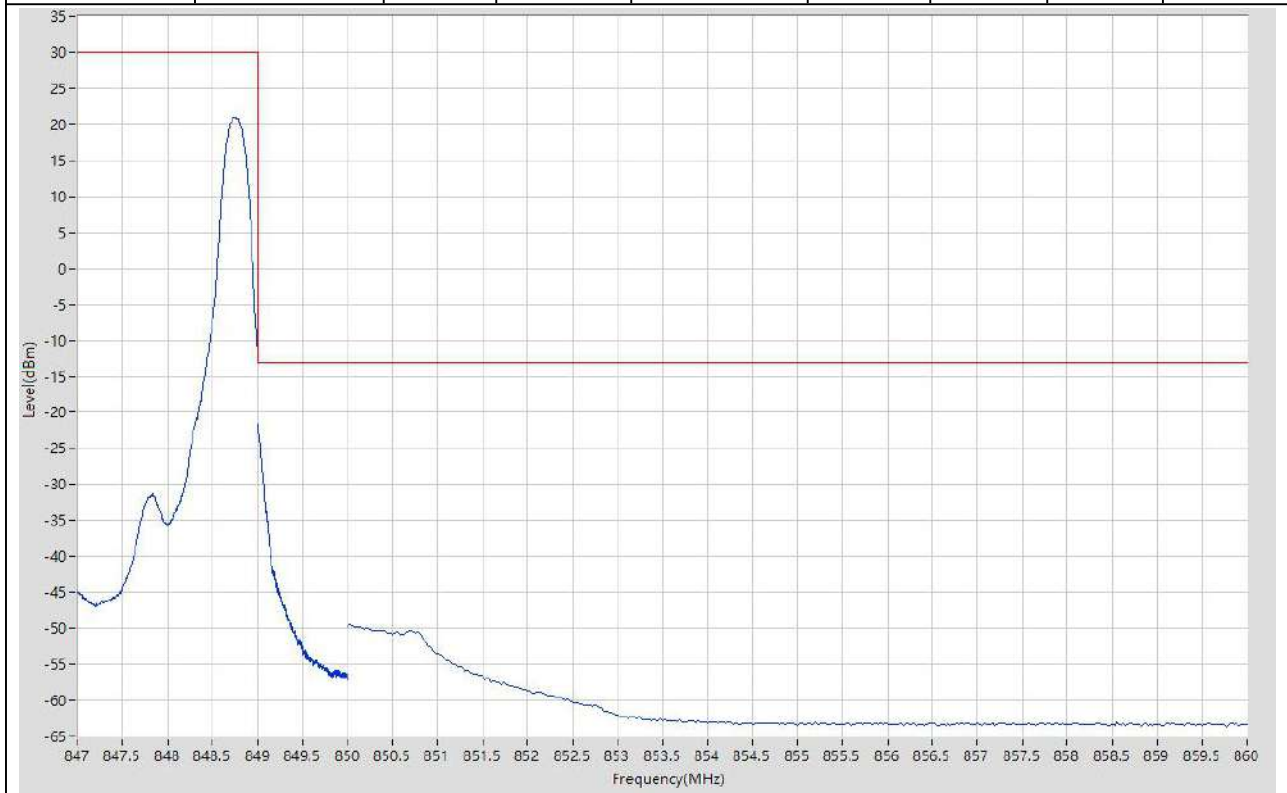
10.6. LTE Band Edge_Part22-24-27(NTNV)(Subtest:6, Channel:20643, Bandwidth:1.4, Modulation:QPSK, RB Number: 6, RB Position:HIGH)

Start Frequency (MHz)	Stop Frequency (MHz)	RBW (MHz)	Detector	Frequency (MHz)	Power (dBm)	Limit (dBm)	Verdict	Sweep Point
847	849	0.1	RMS	847.91	13.59	30	Pass	401
849	850	0.02	RMS	849	-28.94	-13	Pass	401
850	860	0.1	RMS	850	-36.19	-13	Pass	401



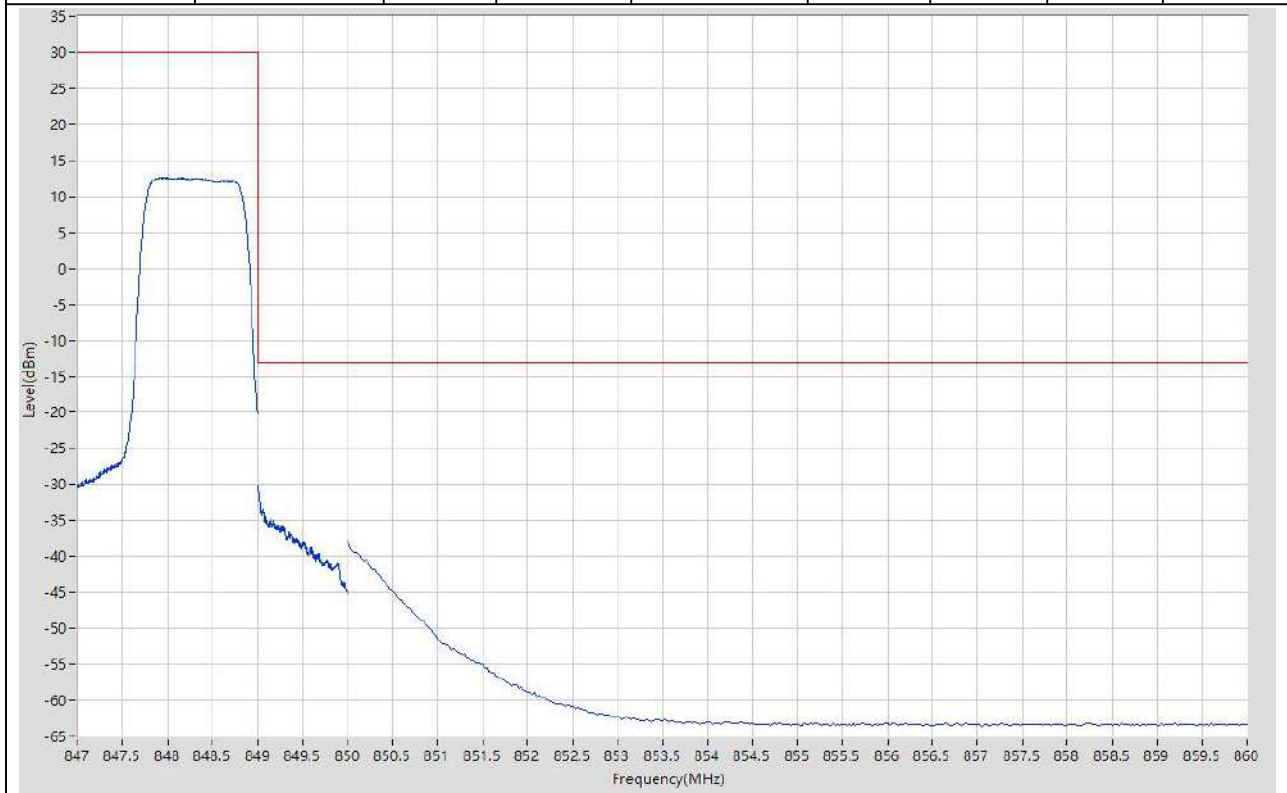
10.7. LTE Band Edge_Part22-24-27(NTNV)(Subtest:7, Channel:20643, Bandwidth:1.4, Modulation:Q16, RB Number: 1, RB Position:HIGH)

Start Frequency (MHz)	Stop Frequency (MHz)	RBW (MHz)	Detector	Frequency (MHz)	Power (dBm)	Limit (dBm)	Verdict	Sweep Point
847	849	0.1	RMS	848.74	20.99	30	Pass	401
849	850	0.02	RMS	849	-21.63	-13	Pass	401
850	860	0.1	RMS	850.025	-49.56	-13	Pass	401



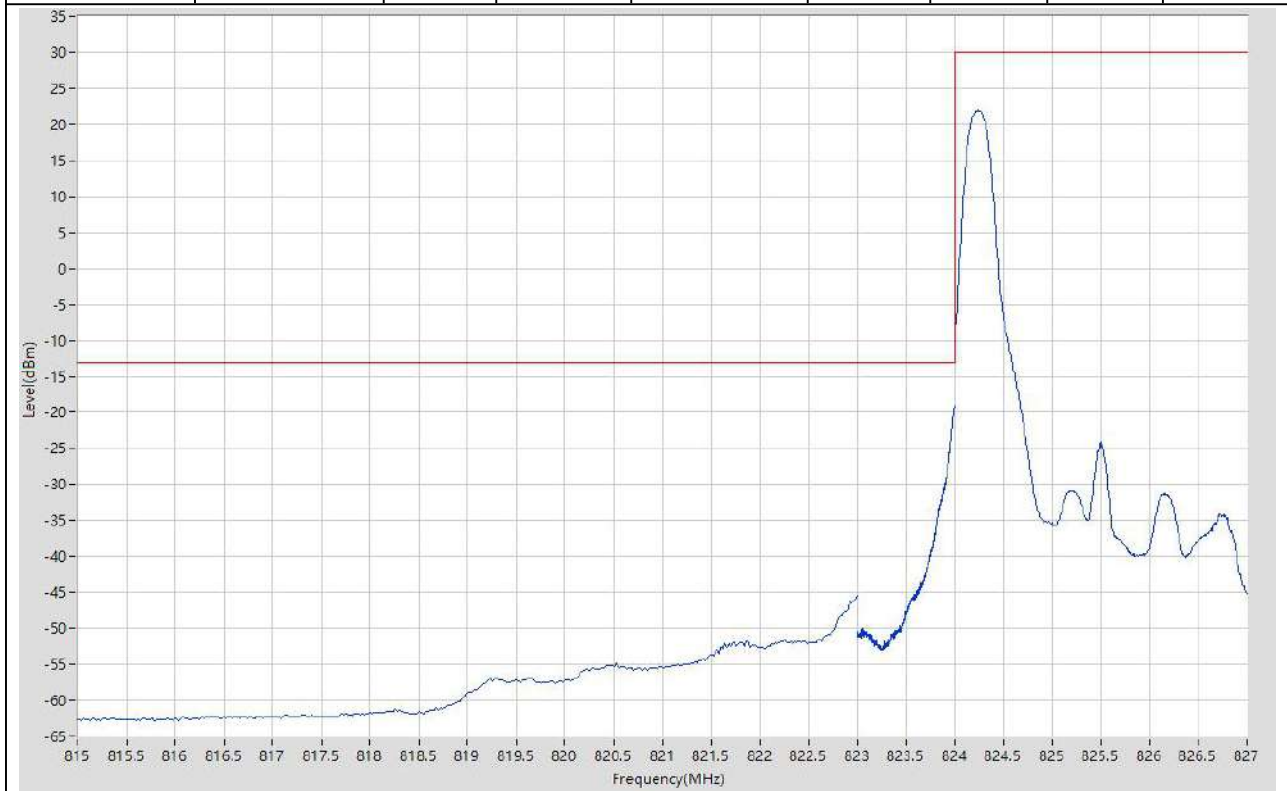
10.8. LTE Band Edge_Part22-24-27(NTNV)(Subtest:8, Channel:20643, Bandwidth:1.4, Modulation:Q16, RB Number: 6, RB Position:HIGH)

Start Frequency (MHz)	Stop Frequency (MHz)	RBW (MHz)	Detector	Frequency (MHz)	Power (dBm)	Limit (dBm)	Verdict	Sweep Point
847	849	0.1	RMS	847.945	12.65	30	Pass	401
849	850	0.02	RMS	849	-30.13	-13	Pass	401
850	860	0.1	RMS	850	-37.82	-13	Pass	401



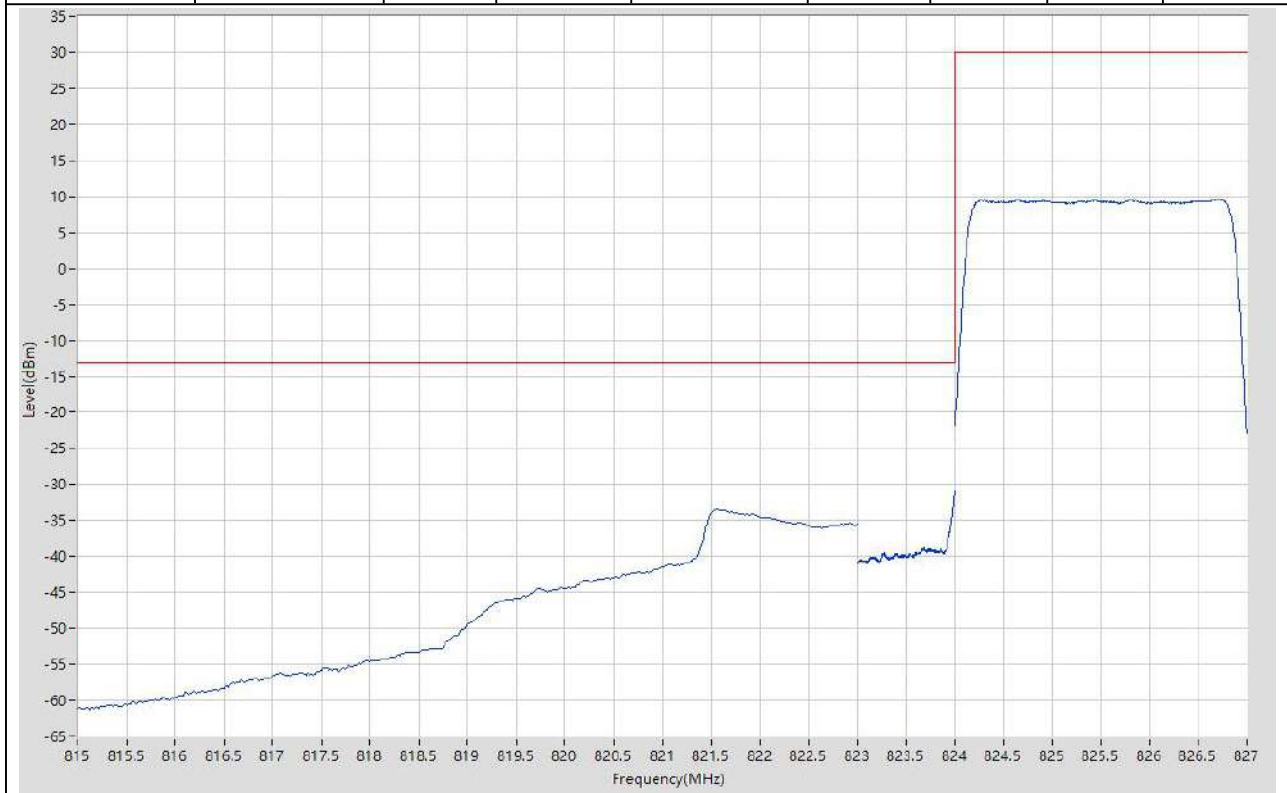
10.9. LTE Band Edge_Part22-24-27(NTNV)(Subtest:9, Channel:20415, Bandwidth:3, Modulation:QPSK, RB Number: 1, RB Position:LOW)

Start Frequency (MHz)	Stop Frequency (MHz)	RBW (MHz)	Detector	Frequency (MHz)	Power (dBm)	Limit (dBm)	Verdict	Sweep Point
815	823	0.1	RMS	823	-45.48	-13	Pass	401
823	824	0.03	RMS	824	-19.14	-13	Pass	401
824	827	0.1	RMS	824.24	21.91	30	Pass	401



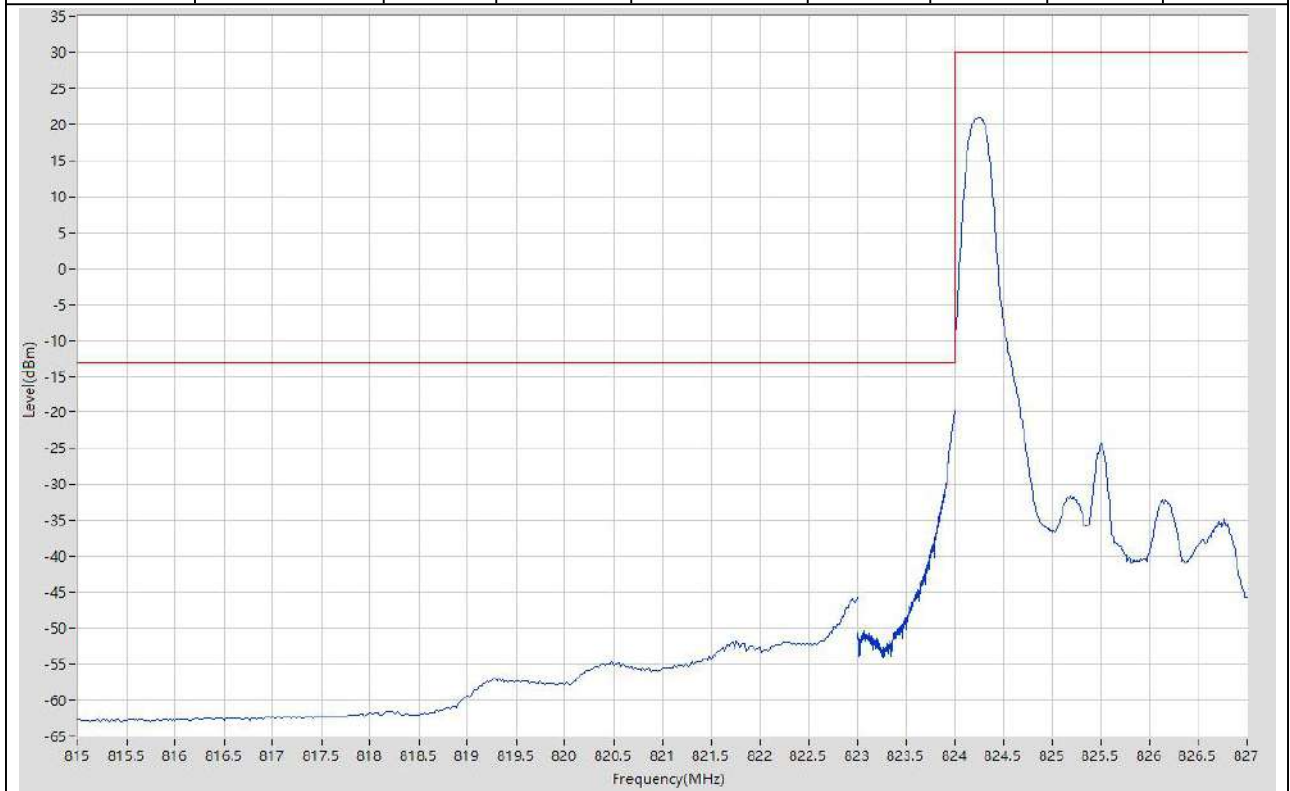
10.10. LTE Band Edge_Part22-24-27(NTNV)(Subtest:10, Channel:20415, Bandwidth:3, Modulation:QPSK, RB Number: 15, RB Position:LOW)

Start Frequency (MHz)	Stop Frequency (MHz)	RBW (MHz)	Detector	Frequency (MHz)	Power (dBm)	Limit (dBm)	Verdict	Sweep Point
815	823	0.1	RMS	821.56	-33.43	-13	Pass	401
823	824	0.03	RMS	824	-30.96	-13	Pass	401
824	827	0.1	RMS	826.715	9.67	30	Pass	401



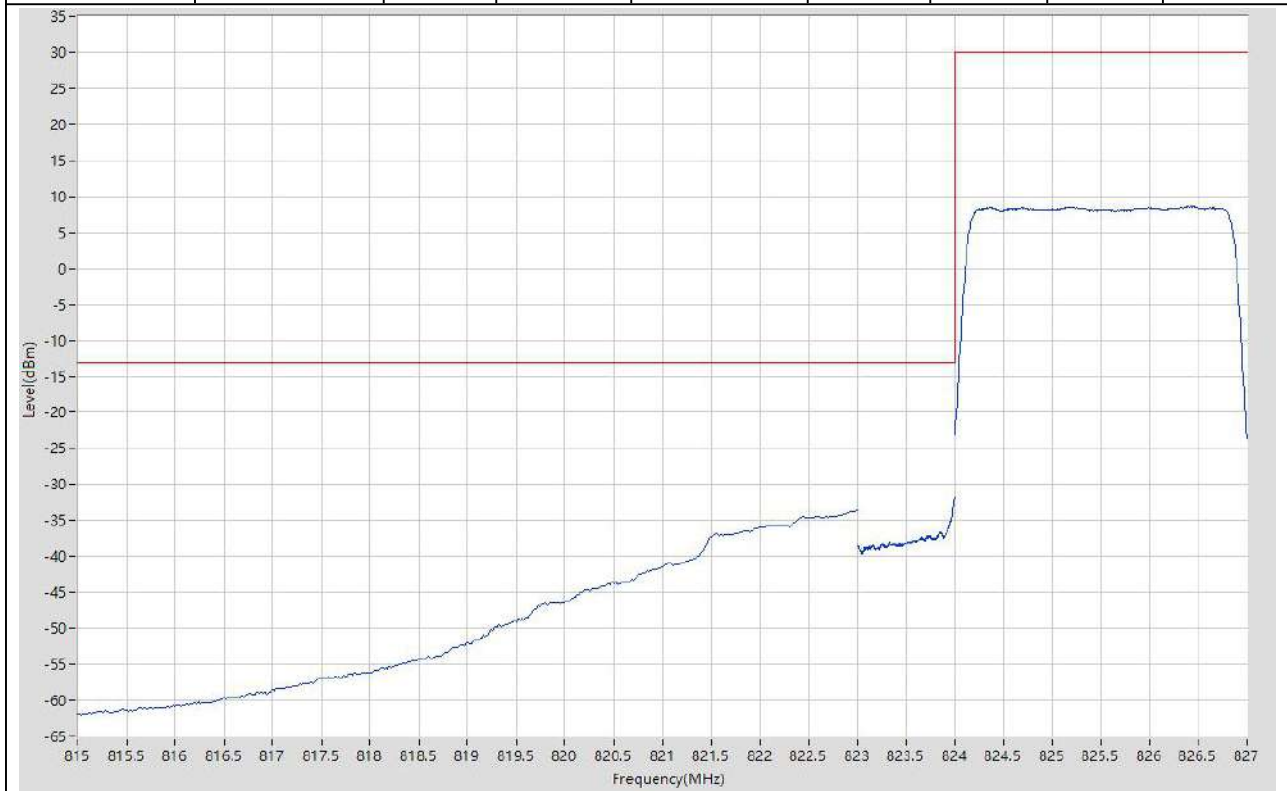
10.11. LTE Band Edge_Part22-24-27(NTNV)(Subtest:11, Channel:20415, Bandwidth:3, Modulation:Q16, RB Number: 1, RB Position:LOW)

Start Frequency (MHz)	Stop Frequency (MHz)	RBW (MHz)	Detector	Frequency (MHz)	Power (dBm)	Limit (dBm)	Verdict	Sweep Point
815	823	0.1	RMS	823	-45.69	-13	Pass	401
823	824	0.03	RMS	824	-19.79	-13	Pass	401
824	827	0.1	RMS	824.24	21.02	30	Pass	401



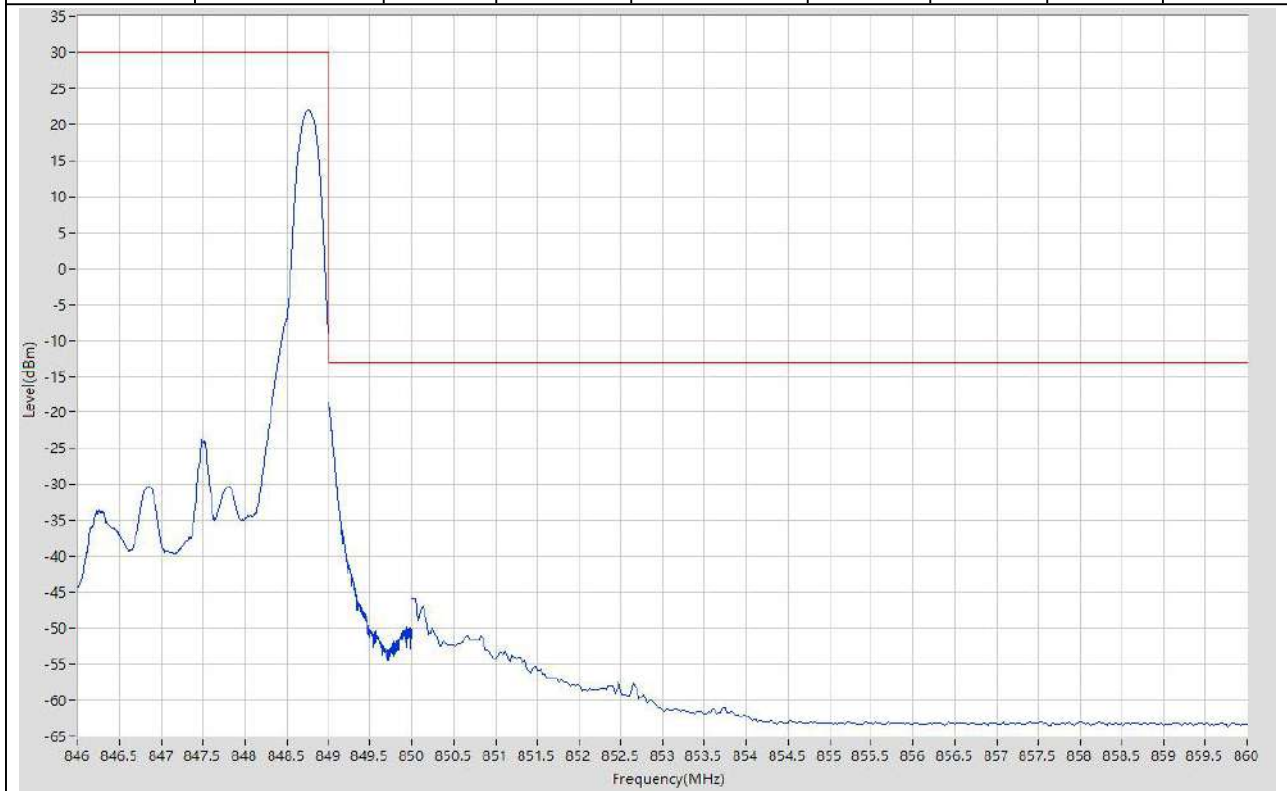
10.12. LTE Band Edge_Part22-24-27(NTNV)(Subtest:12, Channel:20415, Bandwidth:3, Modulation:Q16, RB Number: 15, RB Position:LOW)

Start Frequency (MHz)	Stop Frequency (MHz)	RBW (MHz)	Detector	Frequency (MHz)	Power (dBm)	Limit (dBm)	Verdict	Sweep Point
815	823	0.1	RMS	823	-33.59	-13	Pass	401
823	824	0.03	RMS	824	-31.76	-13	Pass	401
824	827	0.1	RMS	826.423	8.65	30	Pass	401



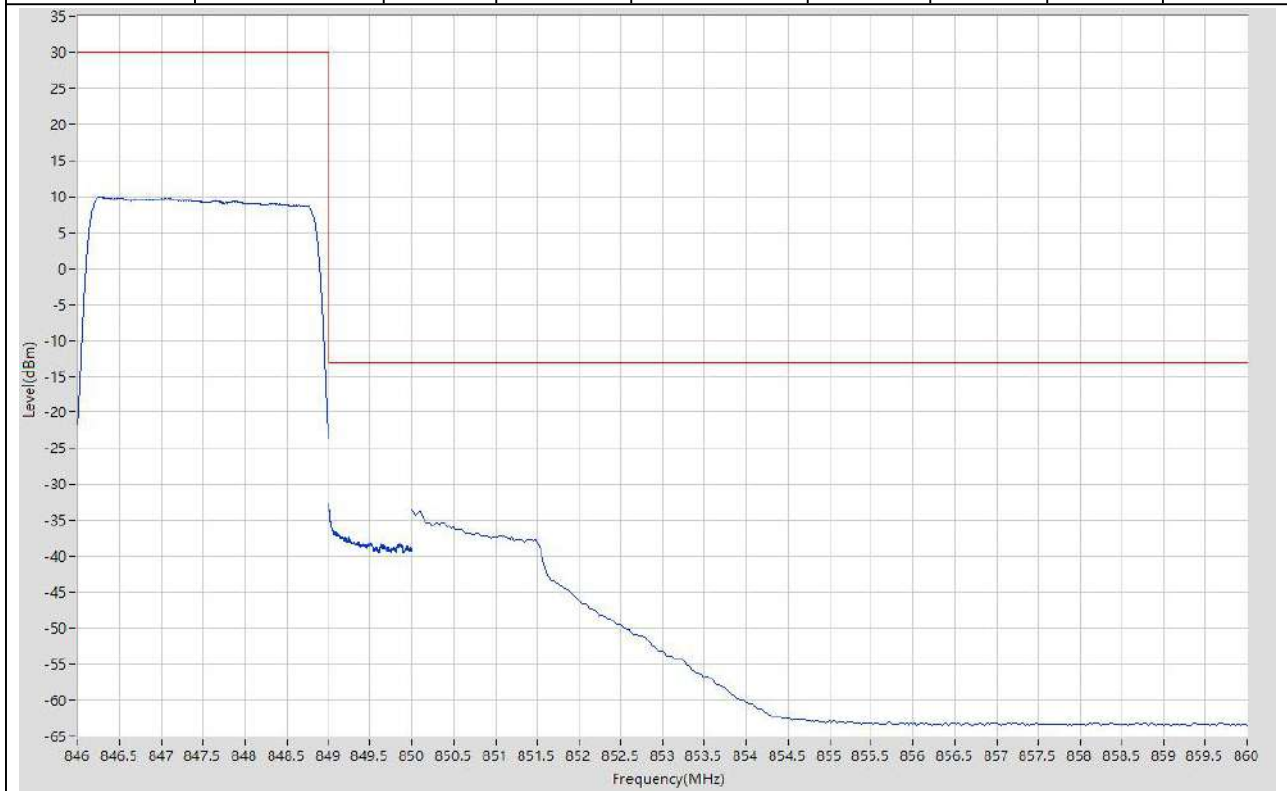
10.13. LTE Band Edge_Part22-24-27(NTNV)(Subtest:13, Channel:20635, Bandwidth:3, Modulation:QPSK, RB Number: 1, RB Position:HIGH)

Start Frequency (MHz)	Stop Frequency (MHz)	RBW (MHz)	Detector	Frequency (MHz)	Power (dBm)	Limit (dBm)	Verdict	Sweep Point
846	849	0.1	RMS	848.76	22.02	30	Pass	401
849	850	0.03	RMS	849.005	-18.55	-13	Pass	401
850	860	0.1	RMS	850.025	-45.72	-13	Pass	401



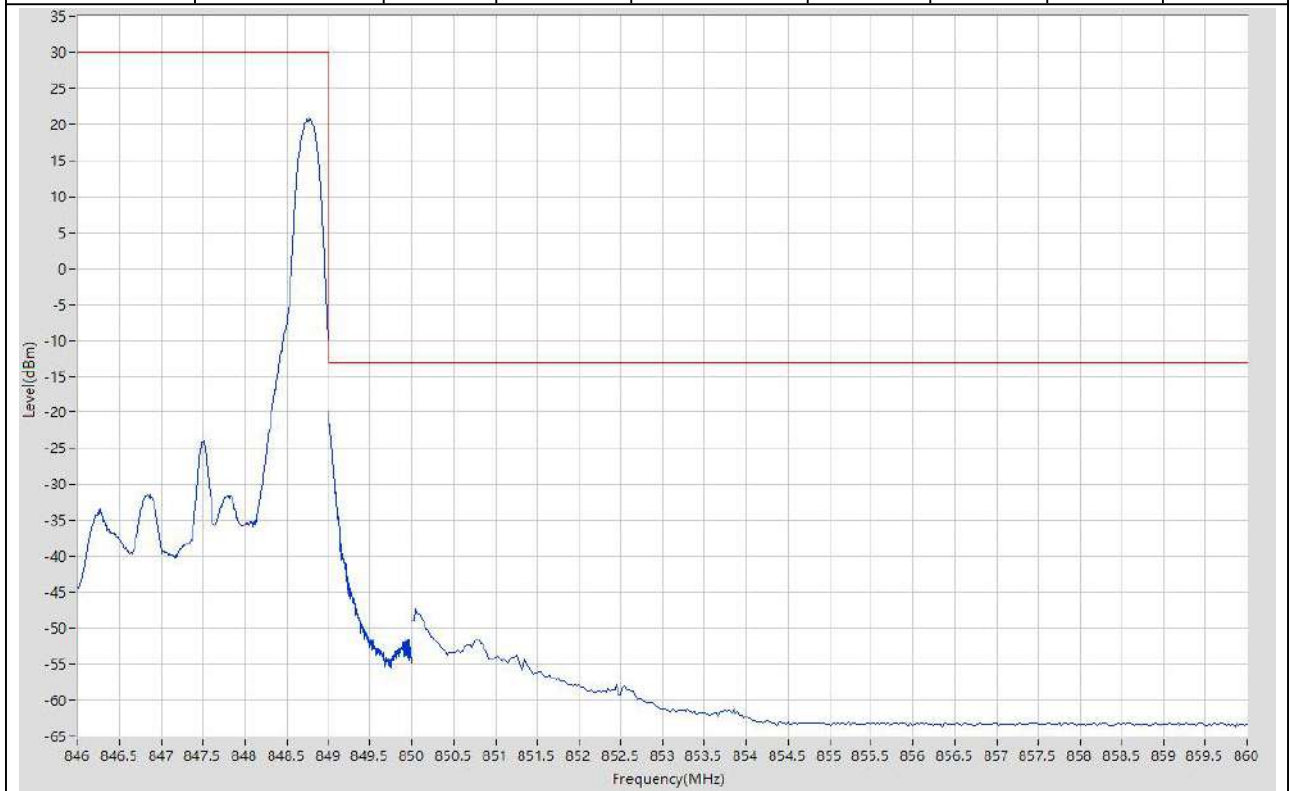
10.14. LTE Band Edge_Part22-24-27(NTNV)(Subtest:14, Channel:20635, Bandwidth:3, Modulation:QPSK, RB Number: 15, RB Position:HIGH)

Start Frequency (MHz)	Stop Frequency (MHz)	RBW (MHz)	Detector	Frequency (MHz)	Power (dBm)	Limit (dBm)	Verdict	Sweep Point
846	849	0.1	RMS	846.263	10.01	30	Pass	401
849	850	0.03	RMS	849	-32.53	-13	Pass	401
850	860	0.1	RMS	850	-33.69	-13	Pass	401



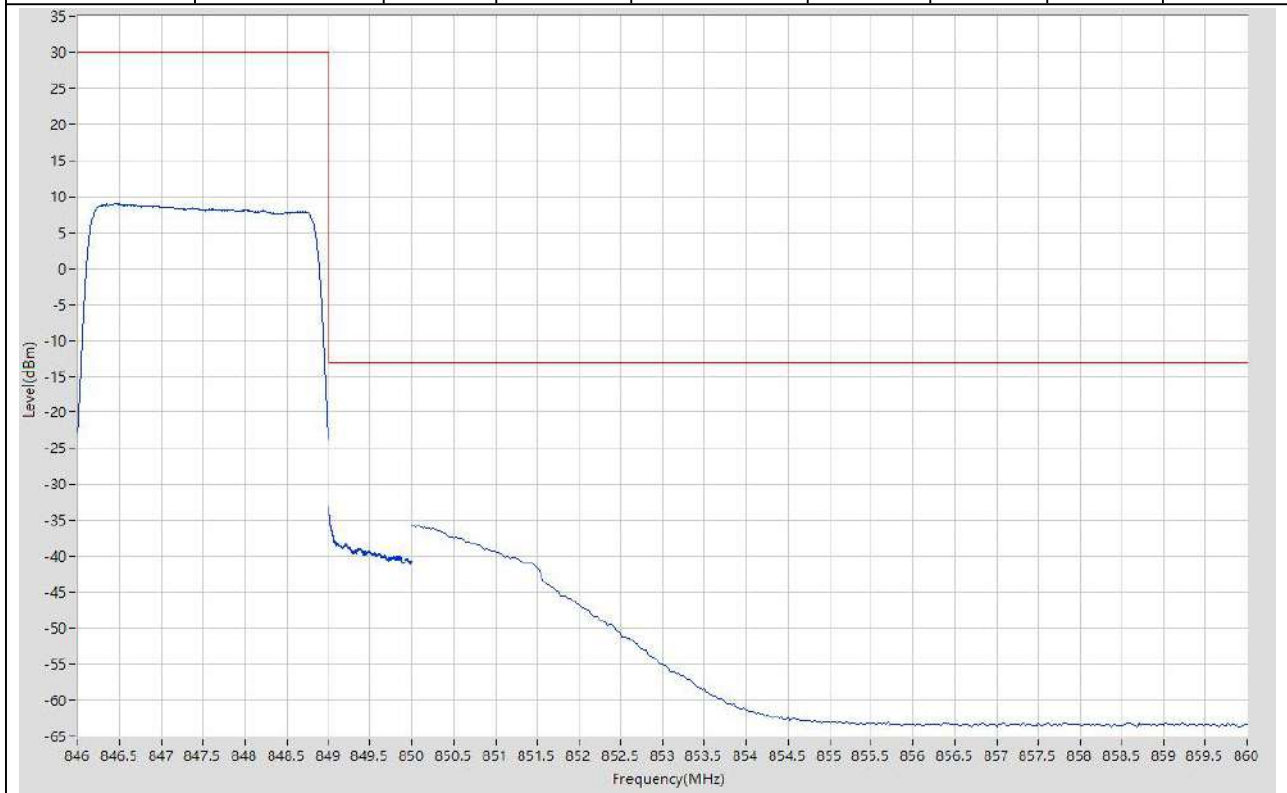
10.15. LTE Band Edge_Part22-24-27(NTNV)(Subtest:15, Channel:20635, Bandwidth:3, Modulation:Q16, RB Number: 1, RB Position:HIGH)

Start Frequency (MHz)	Stop Frequency (MHz)	RBW (MHz)	Detector	Frequency (MHz)	Power (dBm)	Limit (dBm)	Verdict	Sweep Point
846	849	0.1	RMS	848.76	20.98	30	Pass	401
849	850	0.03	RMS	849	-19.85	-13	Pass	401
850	860	0.1	RMS	850.05	-47.3	-13	Pass	401



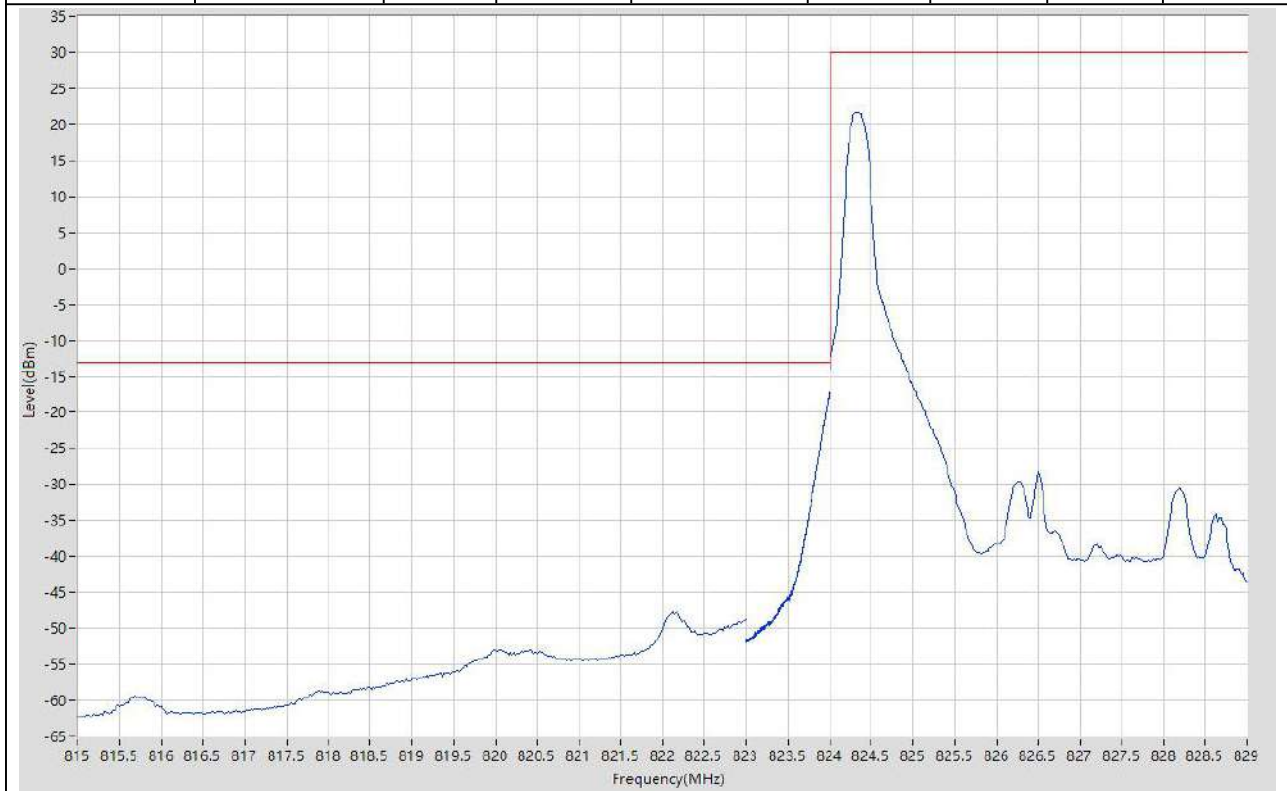
10.16. LTE Band Edge_Part22-24-27(NTNV)(Subtest:16, Channel:20635, Bandwidth:3, Modulation:Q16, RB Number: 15, RB Position:HIGH)

Start Frequency (MHz)	Stop Frequency (MHz)	RBW (MHz)	Detector	Frequency (MHz)	Power (dBm)	Limit (dBm)	Verdict	Sweep Point
846	849	0.1	RMS	846.428	8.93	30	Pass	401
849	850	0.03	RMS	849	-33.1	-13	Pass	401
850	860	0.1	RMS	850	-35.71	-13	Pass	401



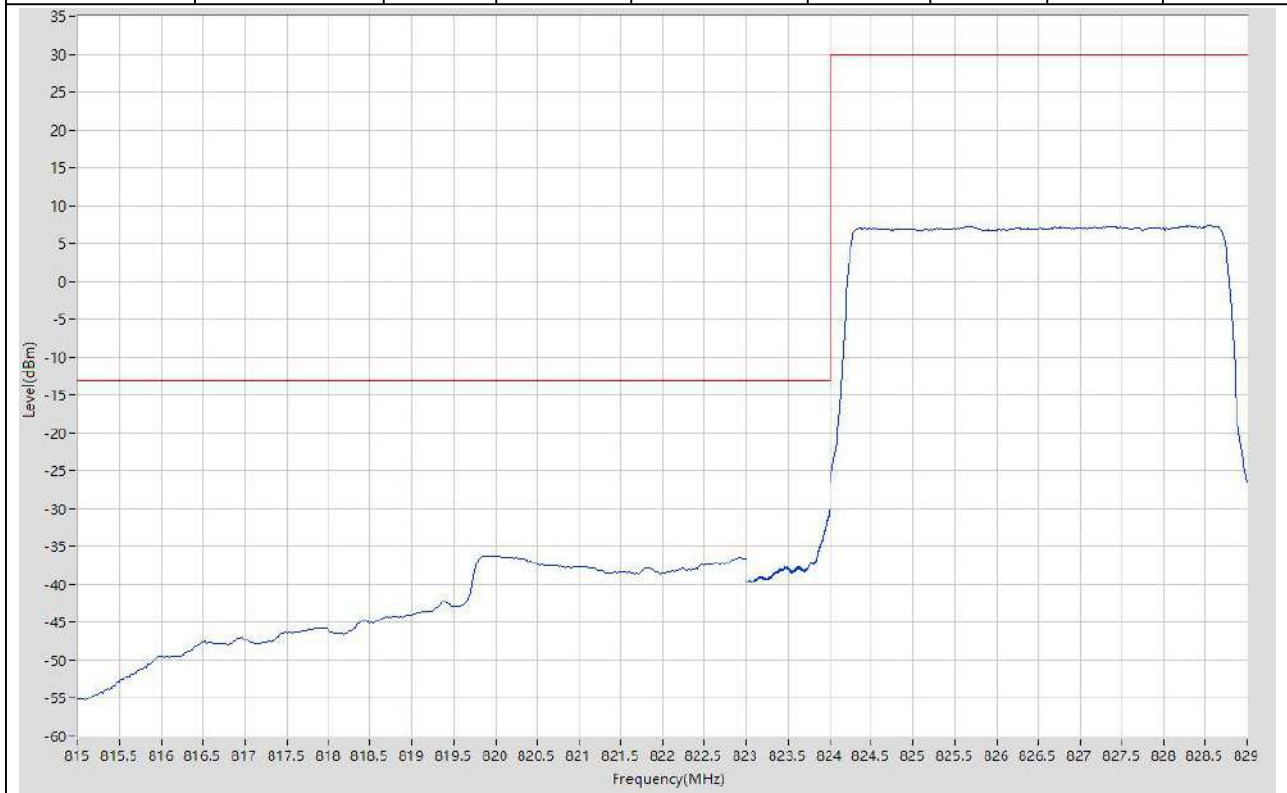
10.17. LTE Band Edge_Part22-24-27(NTNV)(Subtest:17, Channel:20425, Bandwidth:5, Modulation:QPSK, RB Number: 1, RB Position:LOW)

Start Frequency (MHz)	Stop Frequency (MHz)	RBW (MHz)	Detector	Frequency (MHz)	Power (dBm)	Limit (dBm)	Verdict	Sweep Point
815	823	0.1	RMS	822.16	-47.63	-13	Pass	401
823	824	0.051	RMS	823.998	-17.29	-13	Pass	401
824	829	0.1	RMS	824.338	21.72	30	Pass	401



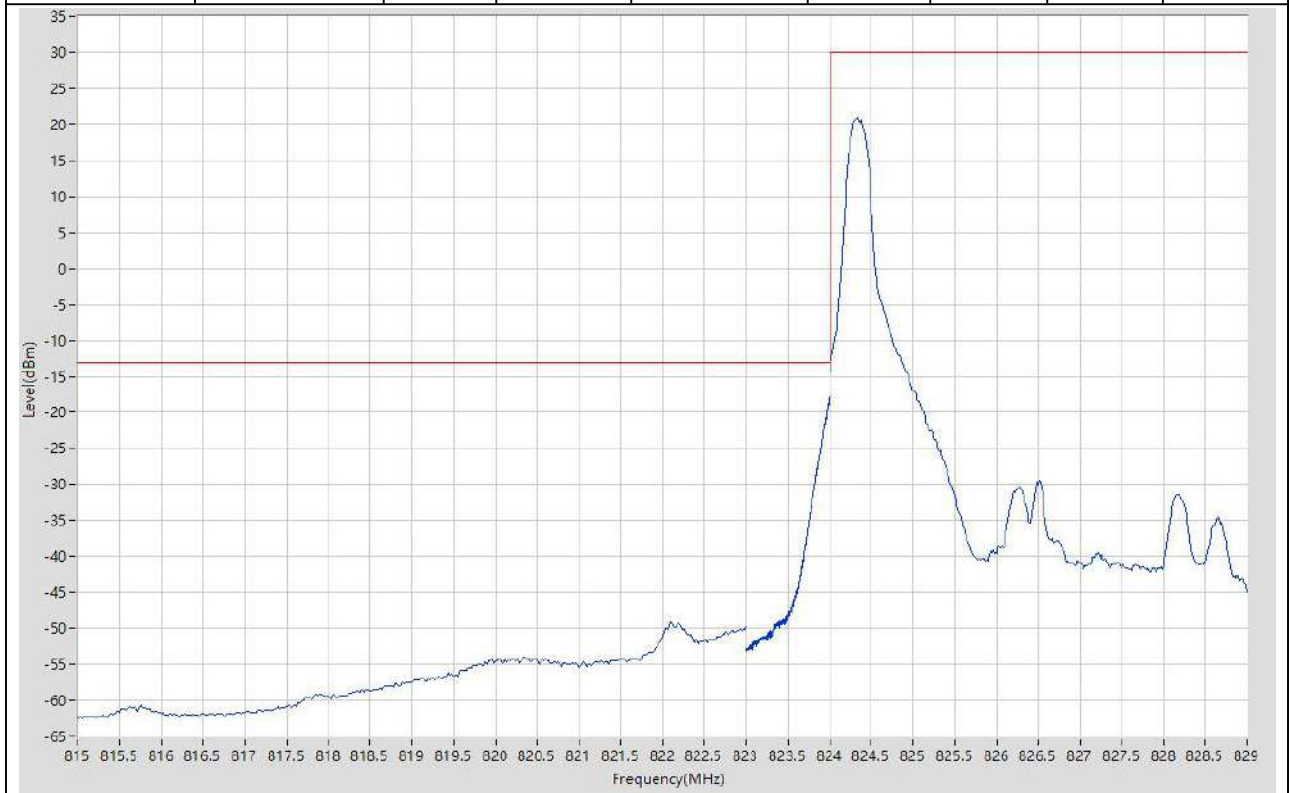
10.18. LTE Band Edge_Part22-24-27(NTNV)(Subtest:18, Channel:20425, Bandwidth:5, Modulation:QPSK, RB Number: 25, RB Position:LOW)

Start Frequency (MHz)	Stop Frequency (MHz)	RBW (MHz)	Detector	Frequency (MHz)	Power (dBm)	Limit (dBm)	Verdict	Sweep Point
815	823	0.1	RMS	819.96	-36.16	-13	Pass	401
823	824	0.051	RMS	824	-29.96	-13	Pass	401
824	829	0.1	RMS	828.563	7.42	30	Pass	401



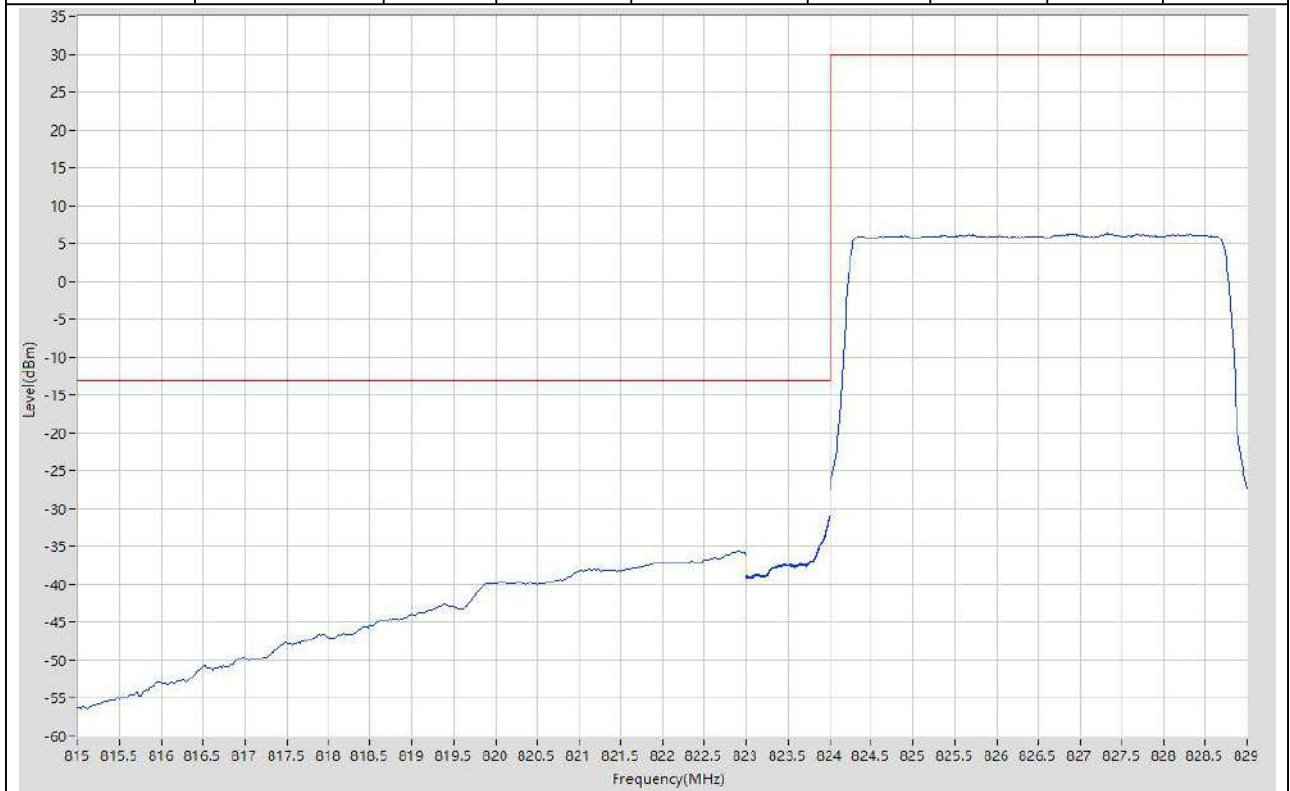
10.19. LTE Band Edge_Part22-24-27(NTNV)(Subtest:19, Channel:20425, Bandwidth:5, Modulation:Q16, RB Number: 1, RB Position:LOW)

Start Frequency (MHz)	Stop Frequency (MHz)	RBW (MHz)	Detector	Frequency (MHz)	Power (dBm)	Limit (dBm)	Verdict	Sweep Point
815	823	0.1	RMS	822.1	-49.07	-13	Pass	401
823	824	0.051	RMS	824	-17.72	-13	Pass	401
824	829	0.1	RMS	824.338	20.95	30	Pass	401



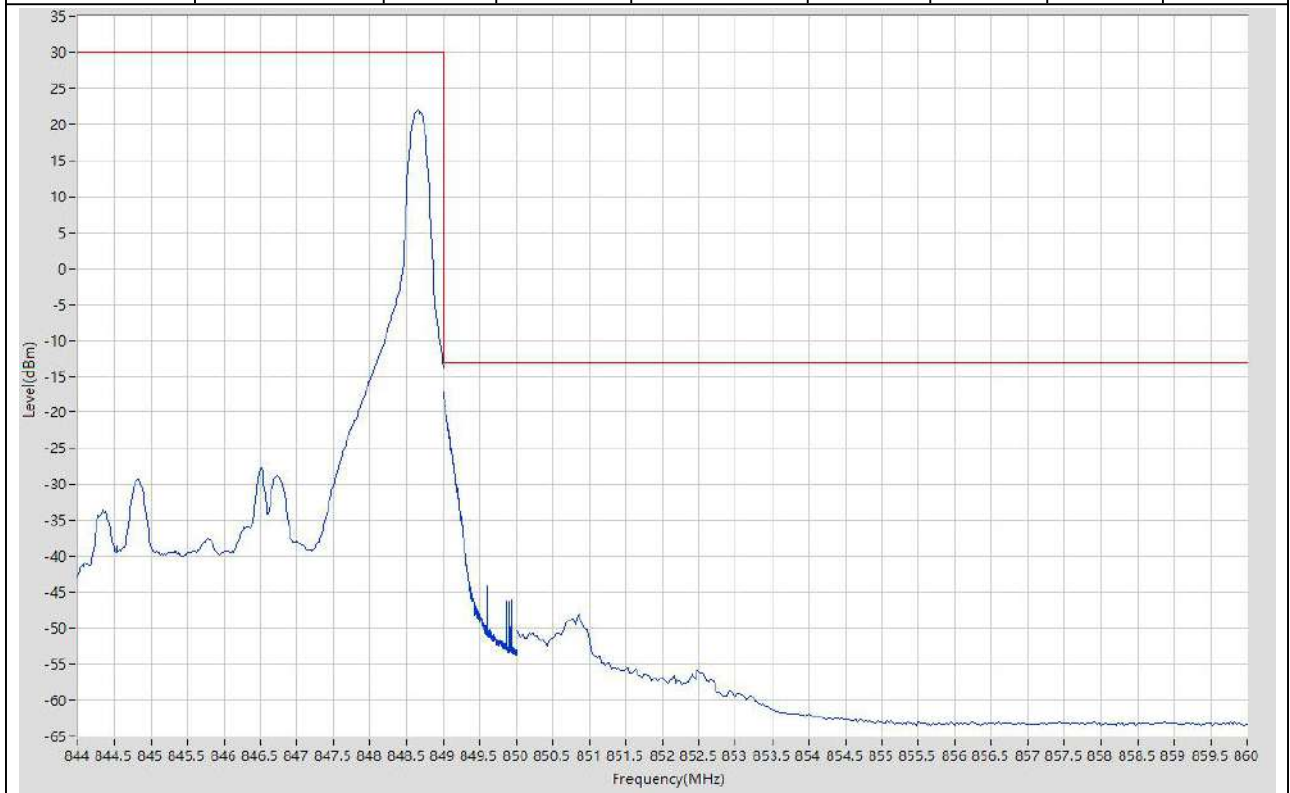
10.20. LTE Band Edge_Part22-24-27(NTNV)(Subtest:20, Channel:20425, Bandwidth:5, Modulation:Q16, RB Number: 25, RB Position:LOW)

Start Frequency (MHz)	Stop Frequency (MHz)	RBW (MHz)	Detector	Frequency (MHz)	Power (dBm)	Limit (dBm)	Verdict	Sweep Point
815	823	0.1	RMS	822.92	-35.61	-13	Pass	401
823	824	0.051	RMS	824	-30.79	-13	Pass	401
824	829	0.1	RMS	827.325	6.39	30	Pass	401



10.21. LTE Band Edge_Part22-24-27(NTNV)(Subtest:21, Channel:20625, Bandwidth:5, Modulation:QPSK, RB Number: 1, RB Position:HIGH)

Start Frequency (MHz)	Stop Frequency (MHz)	RBW (MHz)	Detector	Frequency (MHz)	Power (dBm)	Limit (dBm)	Verdict	Sweep Point
844	849	0.1	RMS	848.65	21.94	30	Pass	401
849	850	0.051	RMS	849	-17.29	-13	Pass	401
850	860	0.1	RMS	850.85	-47.99	-13	Pass	401



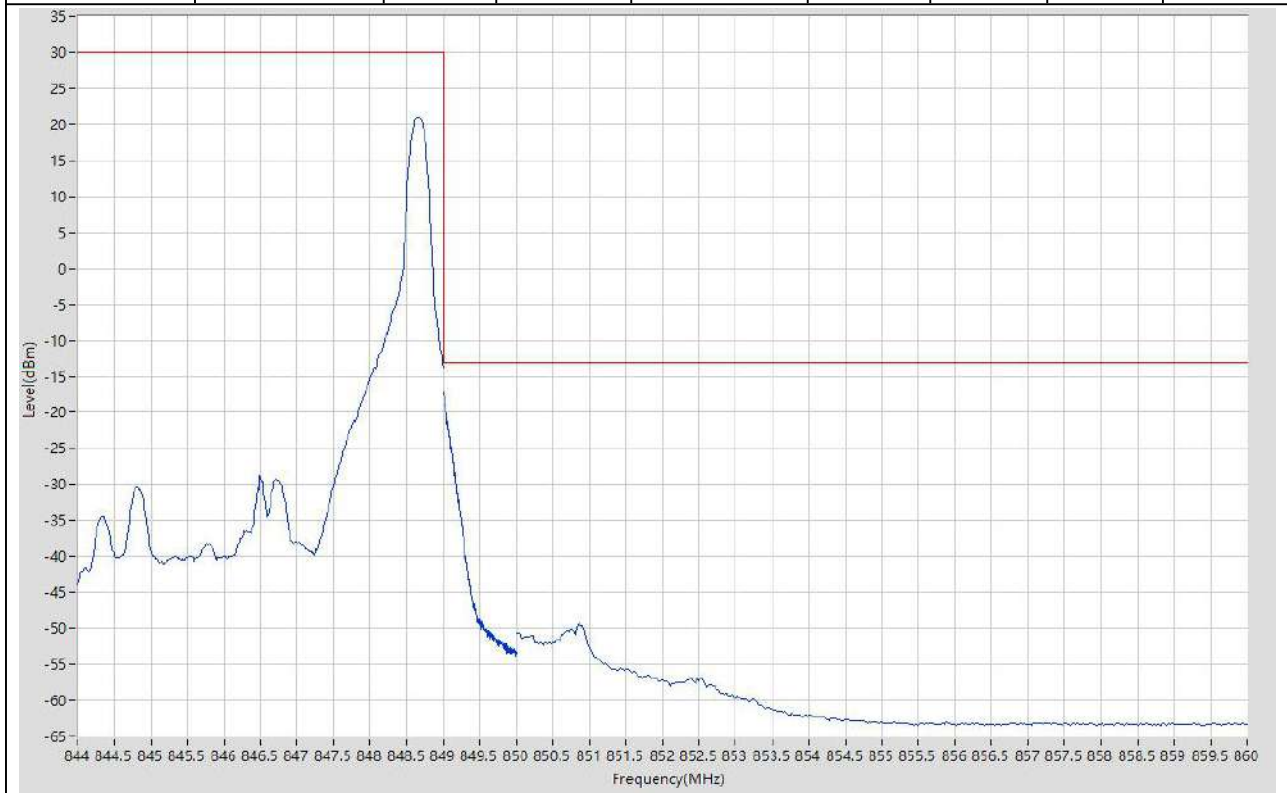
10.22. LTE Band Edge_Part22-24-27(NTNV)(Subtest:22, Channel:20625, Bandwidth:5, Modulation:QPSK, RB Number: 25, RB Position:HIGH)

Start Frequency (MHz)	Stop Frequency (MHz)	RBW (MHz)	Detector	Frequency (MHz)	Power (dBm)	Limit (dBm)	Verdict	Sweep Point
844	849	0.1	RMS	845.075	7.64	30	Pass	401
849	850	0.051	RMS	849	-31.17	-13	Pass	401
850	860	0.1	RMS	850	-35.8	-13	Pass	401



10.23. LTE Band Edge_Part22-24-27(NTNV)(Subtest:23, Channel:20625, Bandwidth:5, Modulation:Q16, RB Number: 1, RB Position:HIGH)

Start Frequency (MHz)	Stop Frequency (MHz)	RBW (MHz)	Detector	Frequency (MHz)	Power (dBm)	Limit (dBm)	Verdict	Sweep Point
844	849	0.1	RMS	848.663	21.03	30	Pass	401
849	850	0.051	RMS	849	-17.18	-13	Pass	401
850	860	0.1	RMS	850.85	-49.39	-13	Pass	401



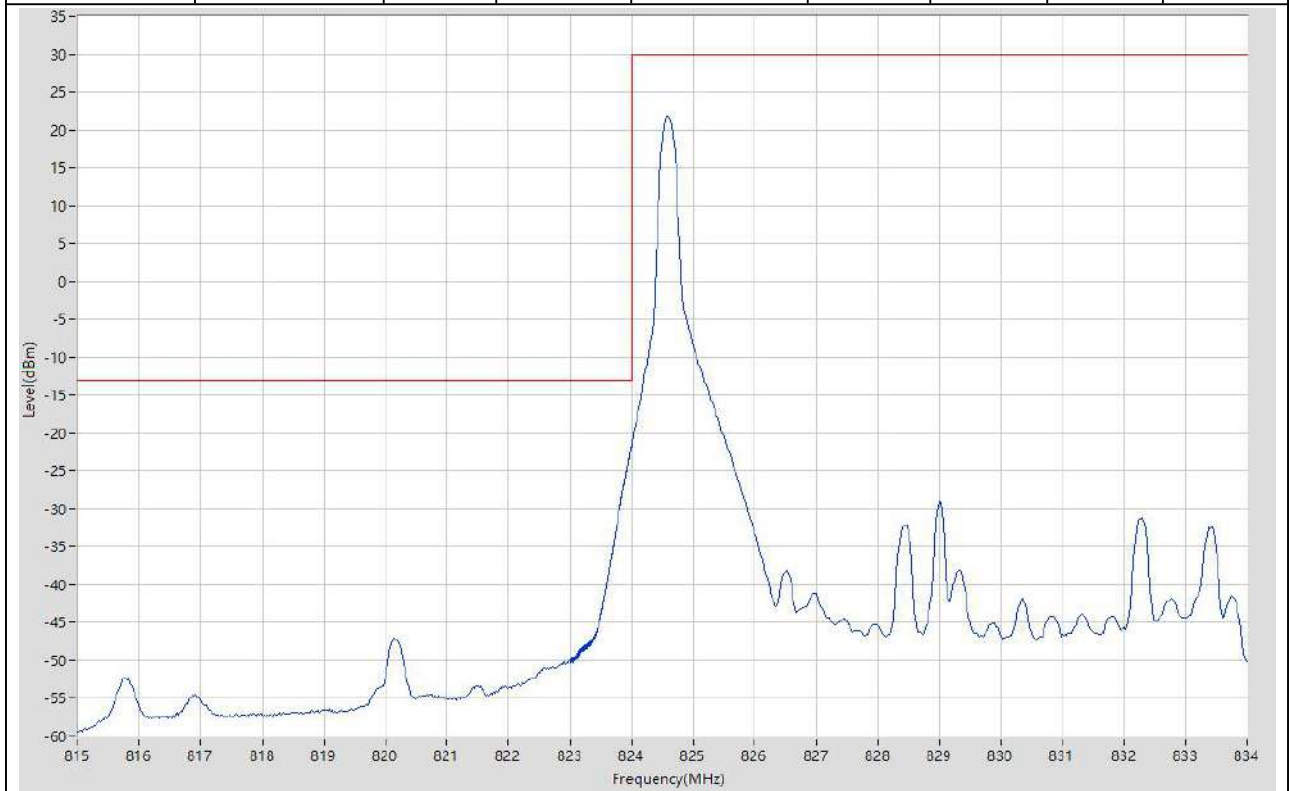
10.24. LTE Band Edge_Part22-24-27(NTNV)(Subtest:24, Channel:20625, Bandwidth:5, Modulation:Q16, RB Number: 25, RB Position:HIGH)

Start Frequency (MHz)	Stop Frequency (MHz)	RBW (MHz)	Detector	Frequency (MHz)	Power (dBm)	Limit (dBm)	Verdict	Sweep Point
844	849	0.1	RMS	844.6	6.65	30	Pass	401
849	850	0.051	RMS	849	-31.99	-13	Pass	401
850	860	0.1	RMS	850.025	-37.38	-13	Pass	401



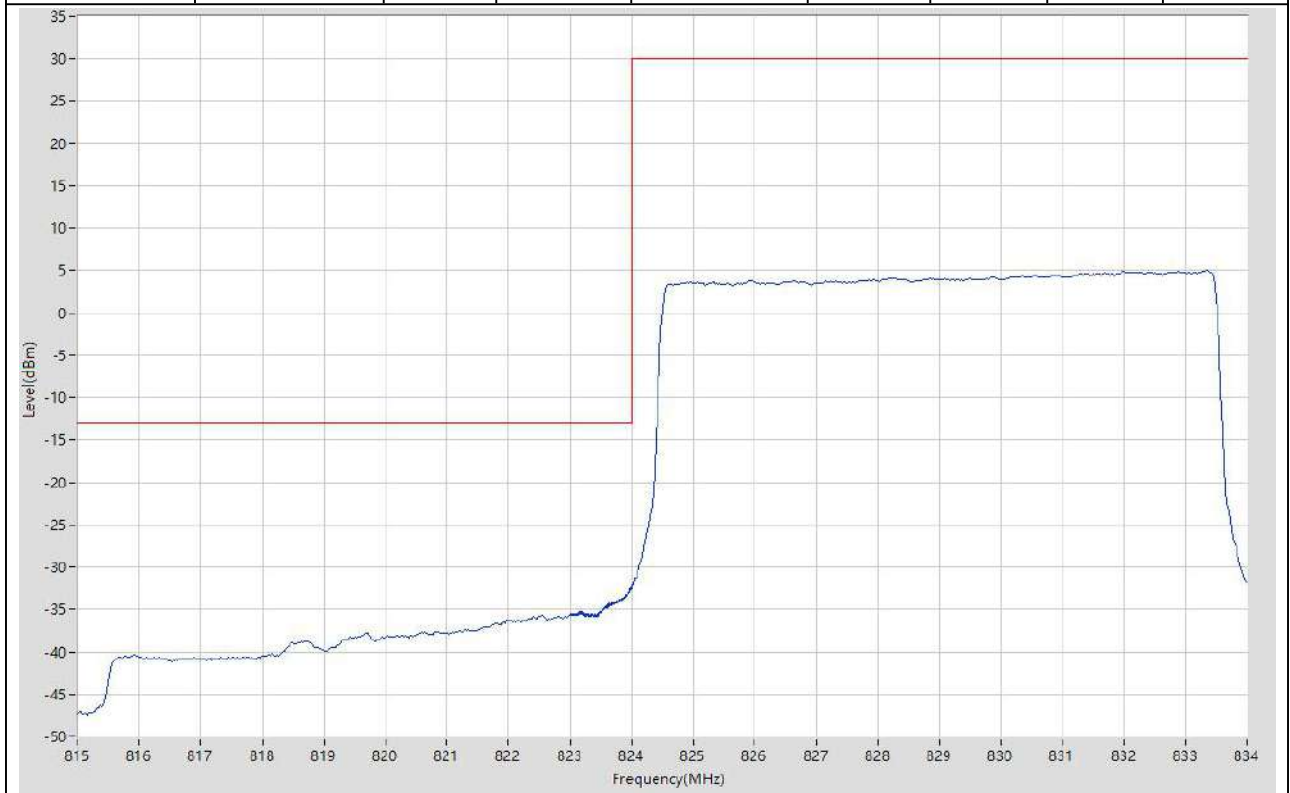
10.25. LTE Band Edge_Part22-24-27(NTNV)(Subtest:25, Channel:20450, Bandwidth:10, Modulation:QPSK, RB Number: 1, RB Position:LOW)

Start Frequency (MHz)	Stop Frequency (MHz)	RBW (MHz)	Detector	Frequency (MHz)	Power (dBm)	Limit (dBm)	Verdict	Sweep Point
815	823	0.1	RMS	820.14	-47.02	-13	Pass	401
823	824	0.1	RMS	824	-21.41	-13	Pass	401
824	834	0.1	RMS	824.575	21.79	30	Pass	401



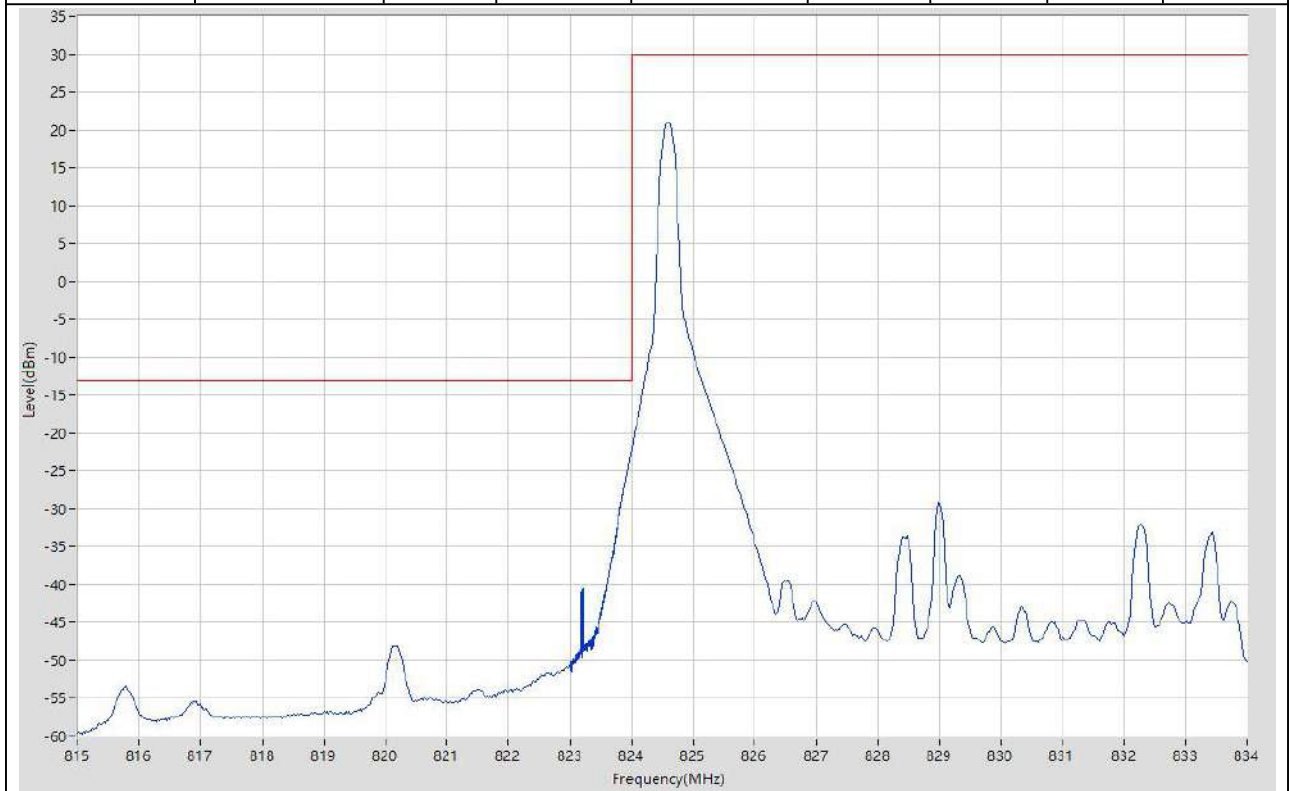
10.26. LTE Band Edge_Part22-24-27(NTNV)(Subtest:26, Channel:20450, Bandwidth:10, Modulation:QPSK, RB Number: 50, RB Position:LOW)

Start Frequency (MHz)	Stop Frequency (MHz)	RBW (MHz)	Detector	Frequency (MHz)	Power (dBm)	Limit (dBm)	Verdict	Sweep Point
815	823	0.1	RMS	823	-35.6	-13	Pass	401
823	824	0.1	RMS	823.998	-32.16	-13	Pass	401
824	834	0.1	RMS	833.35	4.99	30	Pass	401



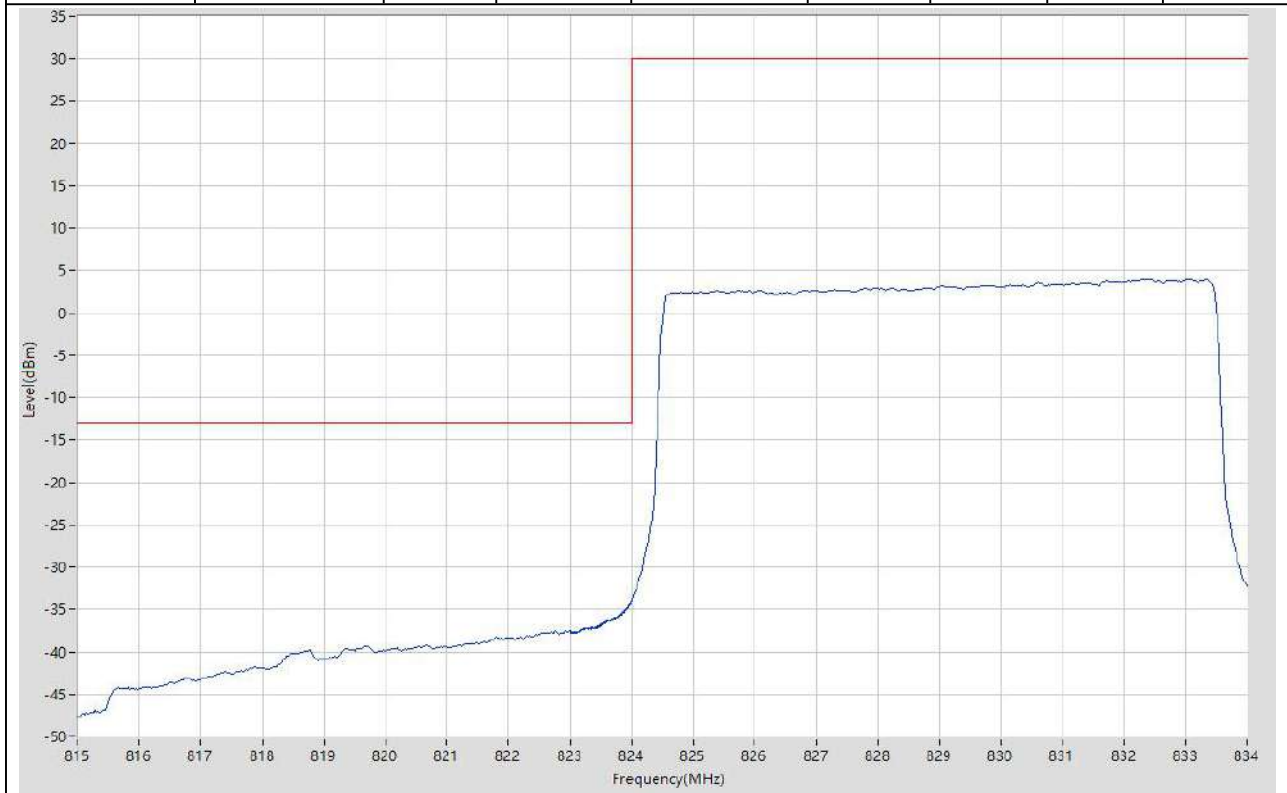
10.27. LTE Band Edge_Part22-24-27(NTNV)(Subtest:27, Channel:20450, Bandwidth:10, Modulation:Q16, RB Number: 1, RB Position:LOW)

Start Frequency (MHz)	Stop Frequency (MHz)	RBW (MHz)	Detector	Frequency (MHz)	Power (dBm)	Limit (dBm)	Verdict	Sweep Point
815	823	0.1	RMS	820.14	-48.1	-13	Pass	401
823	824	0.1	RMS	823.998	-22.16	-13	Pass	401
824	834	0.1	RMS	824.6	20.97	30	Pass	401



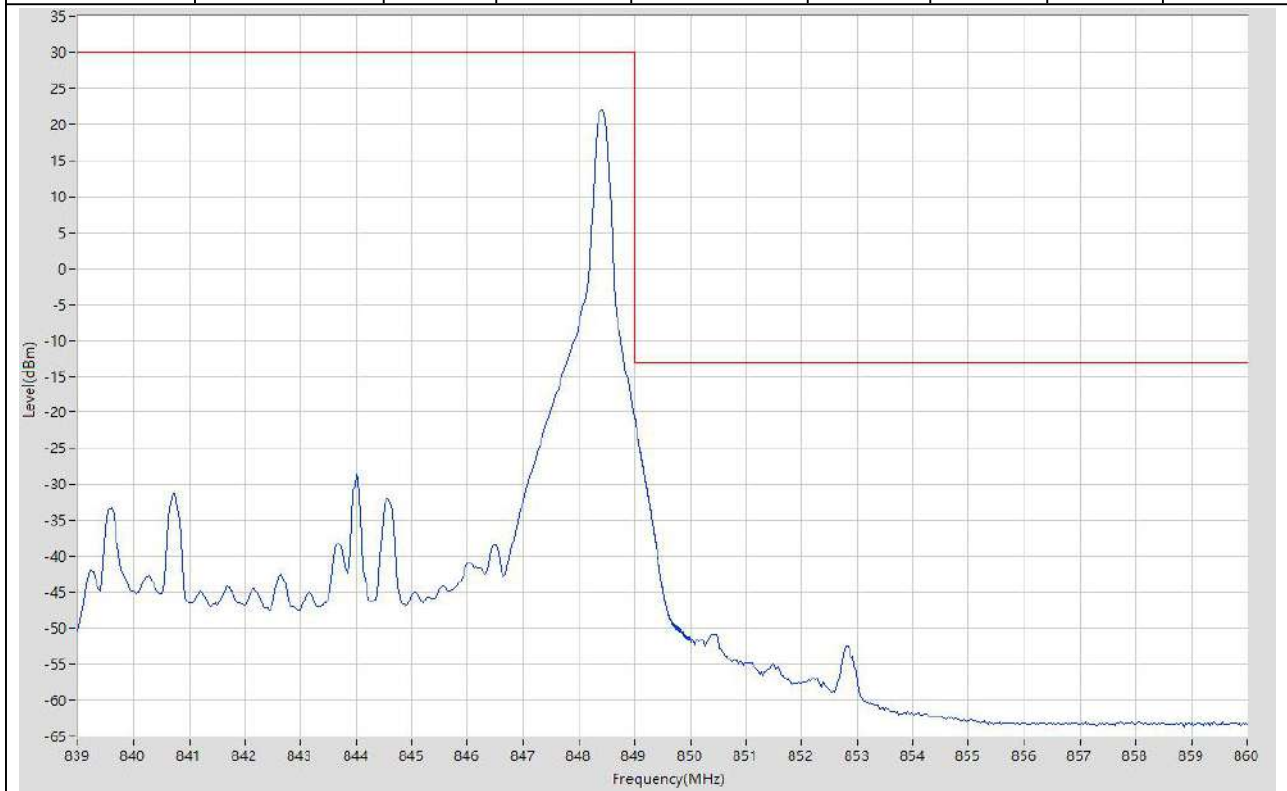
10.28. LTE Band Edge_Part22-24-27(NTNV)(Subtest:28, Channel:20450, Bandwidth:10, Modulation:Q16, RB Number: 50, RB Position:LOW)

Start Frequency (MHz)	Stop Frequency (MHz)	RBW (MHz)	Detector	Frequency (MHz)	Power (dBm)	Limit (dBm)	Verdict	Sweep Point
815	823	0.1	RMS	822.92	-37.47	-13	Pass	401
823	824	0.1	RMS	823.998	-33.9	-13	Pass	401
824	834	0.1	RMS	832.35	3.98	30	Pass	401



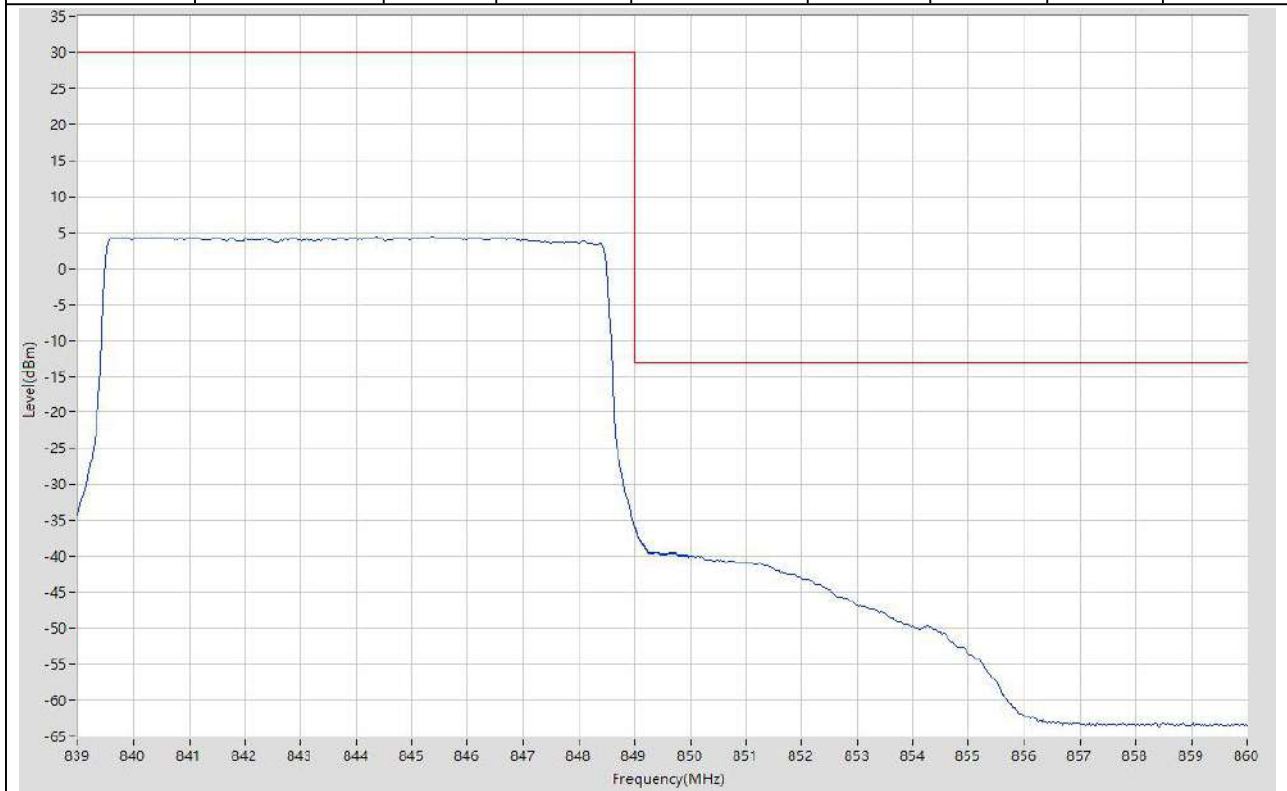
10.29. LTE Band Edge_Part22-24-27(NTNV)(Subtest:29, Channel:20600, Bandwidth:10, Modulation:QPSK, RB Number: 1, RB Position:HIGH)

Start Frequency (MHz)	Stop Frequency (MHz)	RBW (MHz)	Detector	Frequency (MHz)	Power (dBm)	Limit (dBm)	Verdict	Sweep Point
839	849	0.1	RMS	848.4	21.94	30	Pass	401
849	850	0.1	RMS	849	-20.86	-13	Pass	401
850	860	0.1	RMS	850.45	-50.74	-13	Pass	401



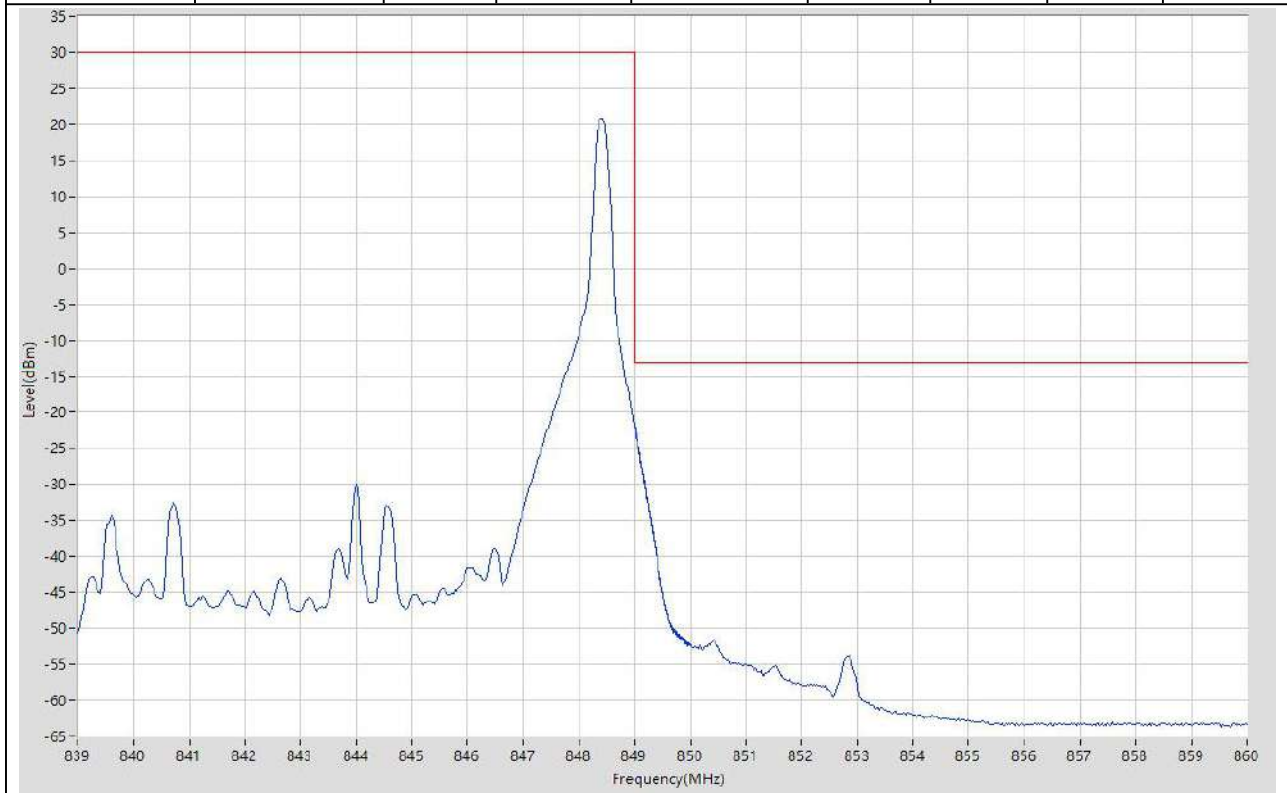
10.30. LTE Band Edge_Part22-24-27(NTNV)(Subtest:30, Channel:20600, Bandwidth:10, Modulation:QPSK, RB Number: 50, RB Position:HIGH)

Start Frequency (MHz)	Stop Frequency (MHz)	RBW (MHz)	Detector	Frequency (MHz)	Power (dBm)	Limit (dBm)	Verdict	Sweep Point
839	849	0.1	RMS	845.35	4.45	30	Pass	401
849	850	0.1	RMS	849	-36.02	-13	Pass	401
850	860	0.1	RMS	850	-39.91	-13	Pass	401



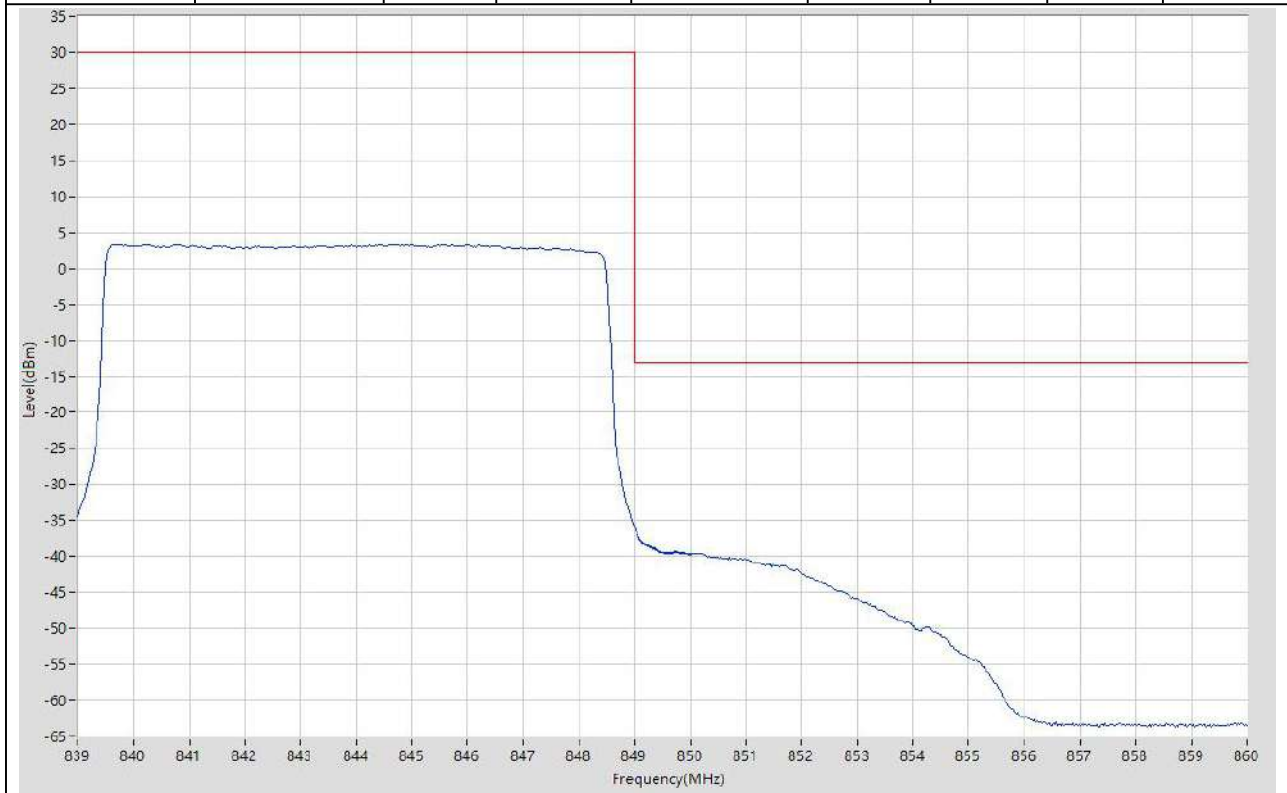
10.31. LTE Band Edge_Part22-24-27(NTNV)(Subtest:31, Channel:20600, Bandwidth:10, Modulation:Q16, RB Number: 1, RB Position:HIGH)

Start Frequency (MHz)	Stop Frequency (MHz)	RBW (MHz)	Detector	Frequency (MHz)	Power (dBm)	Limit (dBm)	Verdict	Sweep Point
839	849	0.1	RMS	848.425	20.86	30	Pass	401
849	850	0.1	RMS	849	-21.9	-13	Pass	401
850	860	0.1	RMS	850.425	-51.68	-13	Pass	401



10.32. LTE Band Edge_Part22-24-27(NTNV)(Subtest:32, Channel:20600, Bandwidth:10, Modulation:Q16, RB Number: 50, RB Position:HIGH)

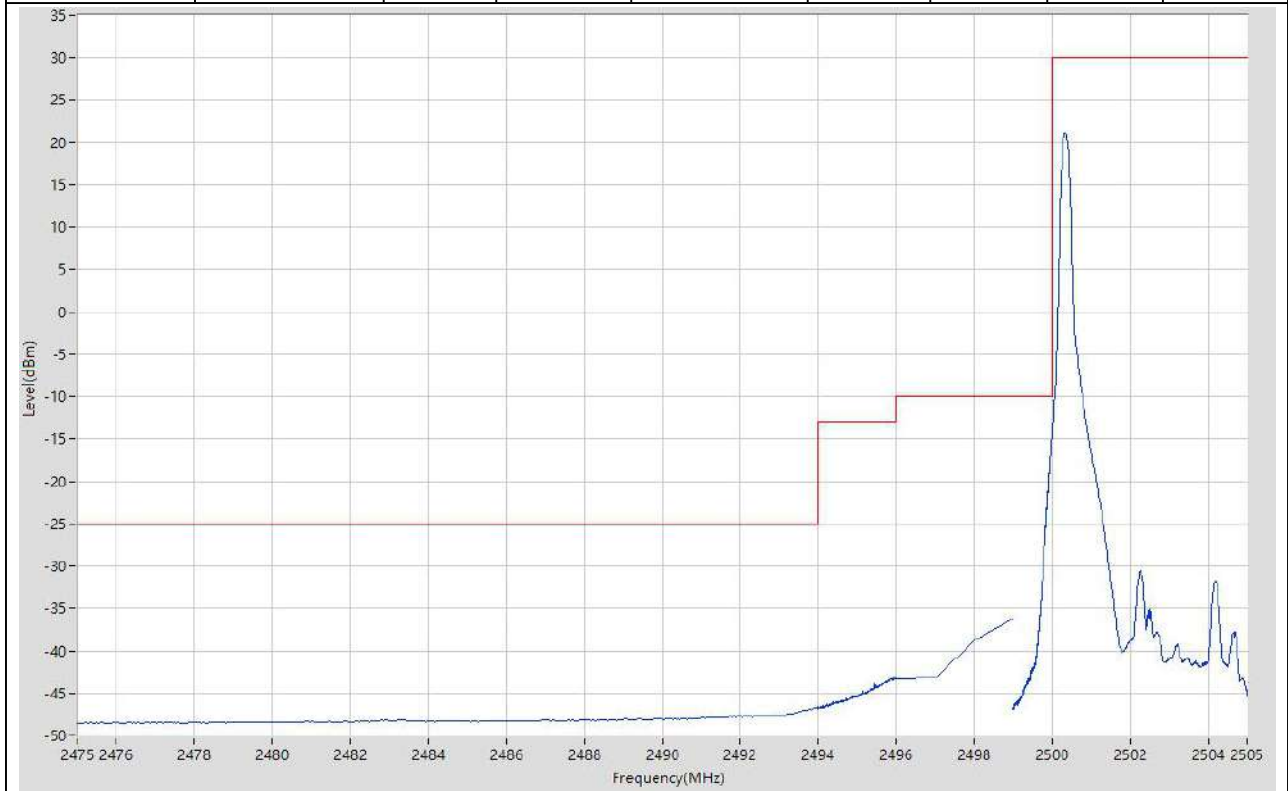
Start Frequency (MHz)	Stop Frequency (MHz)	RBW (MHz)	Detector	Frequency (MHz)	Power (dBm)	Limit (dBm)	Verdict	Sweep Point
839	849	0.1	RMS	845.55	3.36	30	Pass	401
849	850	0.1	RMS	849.003	-35.97	-13	Pass	401
850	860	0.1	RMS	850.125	-39.58	-13	Pass	401



11. LTE_Band7

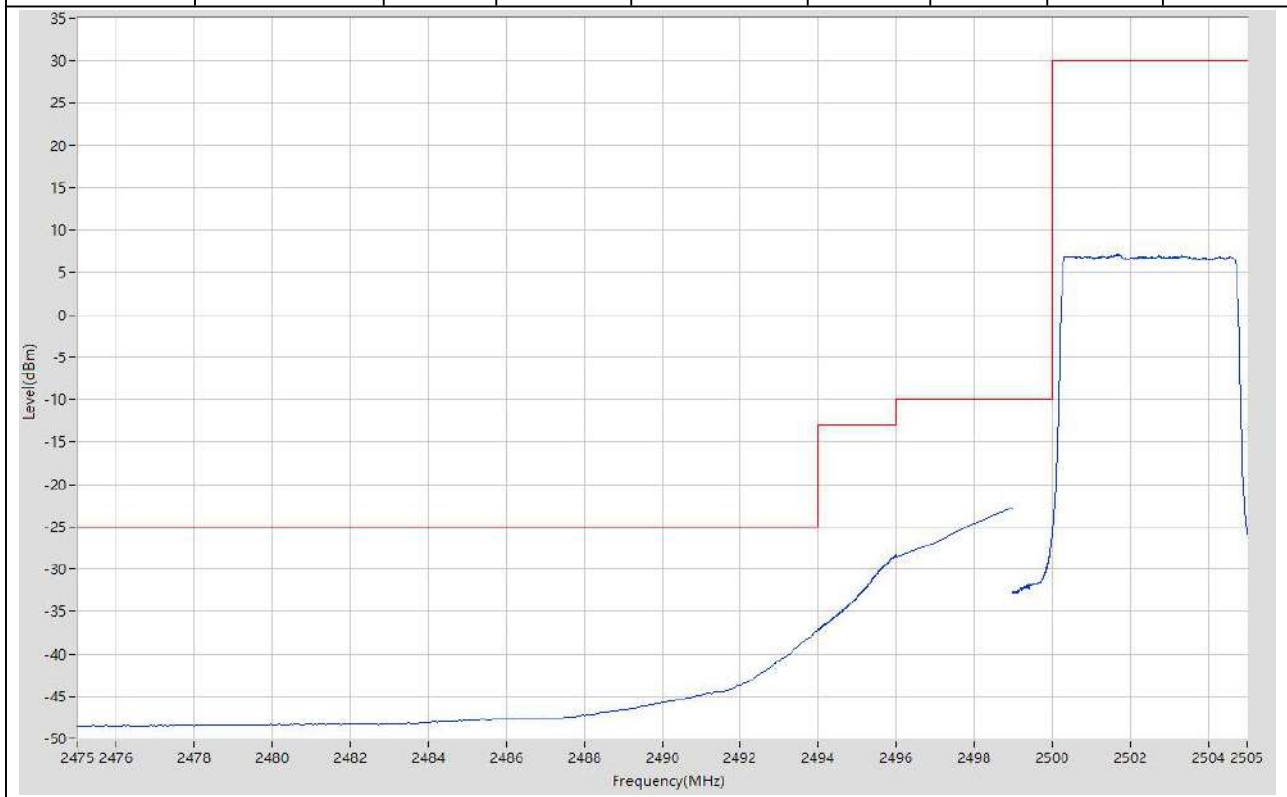
11.1. LTE Band Edge_Part22-24-27(NTNV)(Subtest:1, Channel:20775, Bandwidth:5, Modulation:QPSK, RB Number: 1, RB Position:LOW)

Start Frequency (MHz)	Stop Frequency (MHz)	RBW (MHz)	Detector	Frequency (MHz)	Power (dBm)	Limit (dBm)	Verdict	Sweep Point
2475	2494	1	RMS	2494	-46.65	-25	Pass	401
2494	2496	1	RMS	2495.985	-43.17	-13	Pass	401
2496	2499	1	RMS	2499	-36.26	-10	Pass	4
2499	2500	0.1	RMS	2500	-14.22	-10	Pass	401
2500	2505	0.1	RMS	2500.338	21.04	30	Pass	401



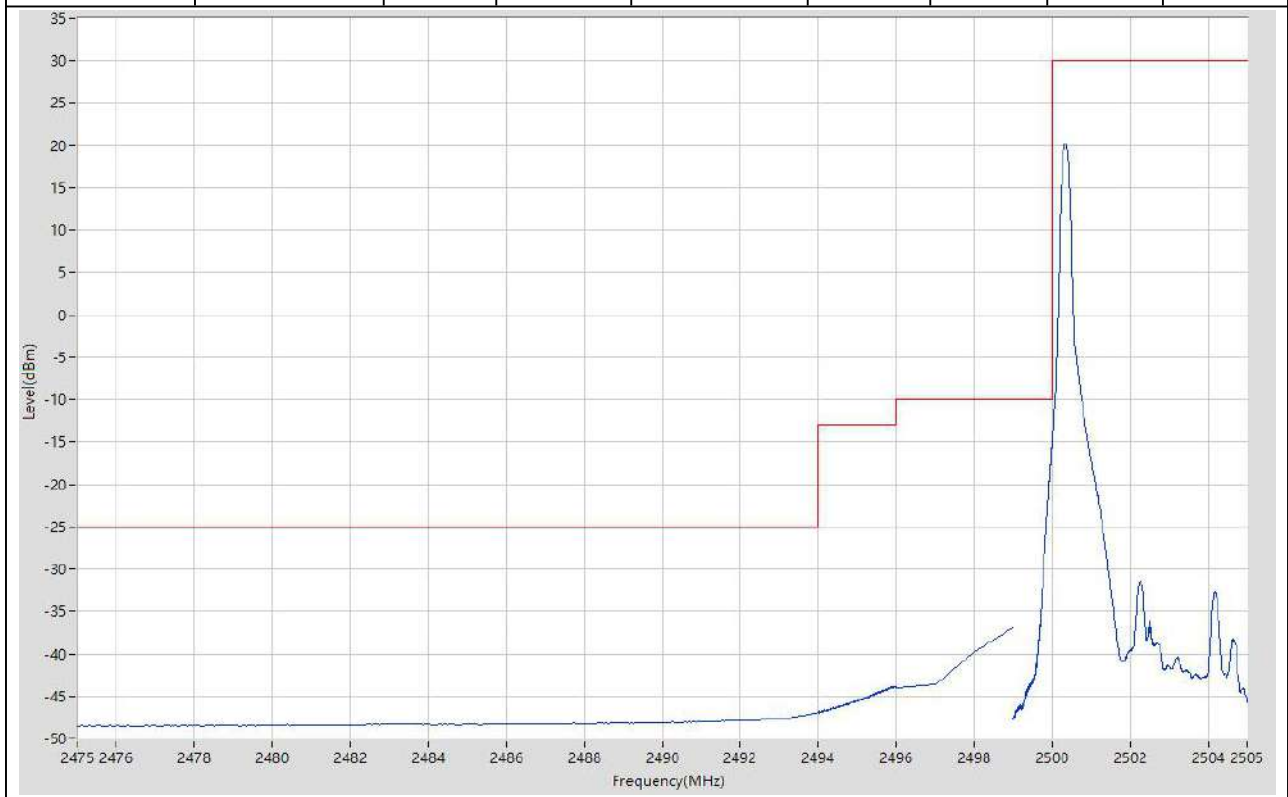
11.2. LTE Band Edge_Part22-24-27(NTNV)(Subtest:2, Channel:20775, Bandwidth:5, Modulation:QPSK, RB Number: 25, RB Position:LOW)

Start Frequency (MHz)	Stop Frequency (MHz)	RBW (MHz)	Detector	Frequency (MHz)	Power (dBm)	Limit (dBm)	Verdict	Sweep Point
2475	2494	1	RMS	2494	-37.2	-25	Pass	401
2494	2496	1	RMS	2496	-28.33	-13	Pass	401
2496	2499	1	RMS	2499	-22.81	-10	Pass	4
2499	2500	0.1	RMS	2500	-25.79	-10	Pass	401
2500	2505	0.1	RMS	2501.663	7.18	30	Pass	401



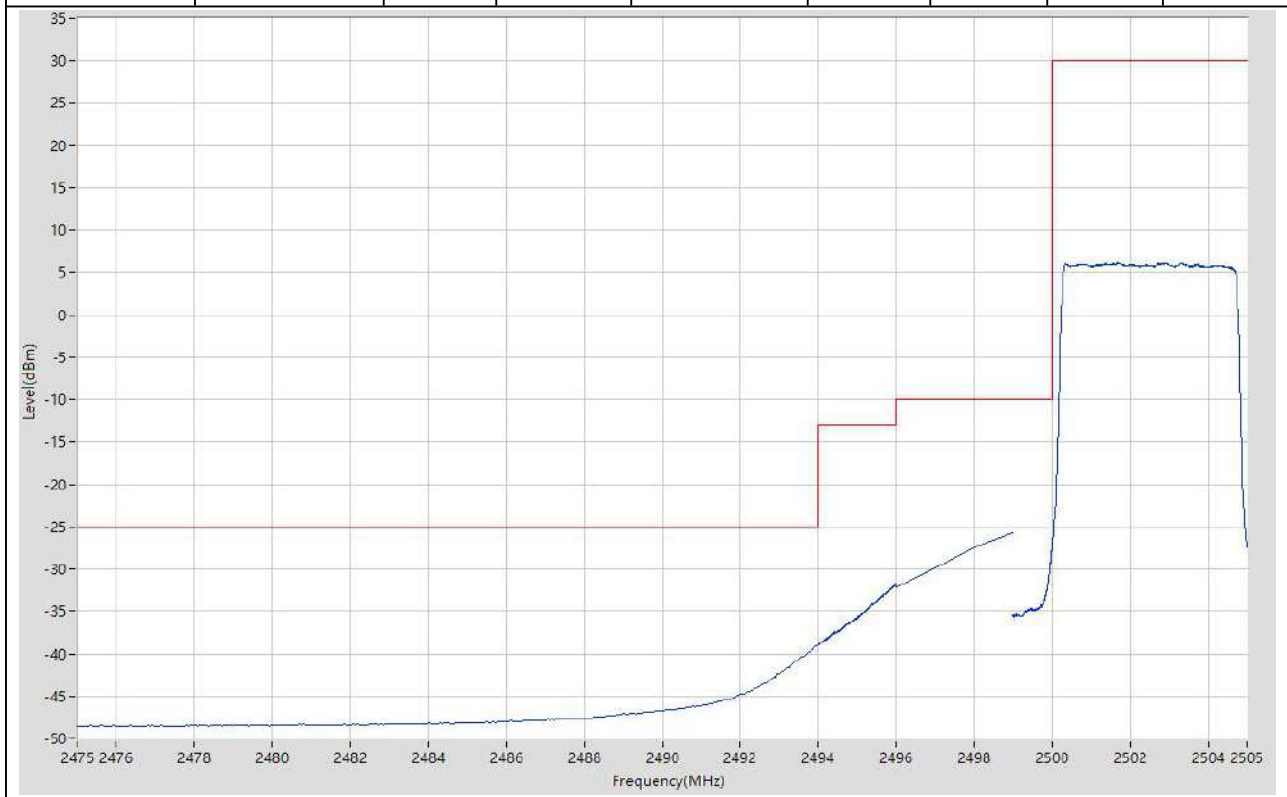
11.3. LTE Band Edge_Part22-24-27(NTNV)(Subtest:3, Channel:20775, Bandwidth:5, Modulation:Q16, RB Number: 1, RB Position:LOW)

Start Frequency (MHz)	Stop Frequency (MHz)	RBW (MHz)	Detector	Frequency (MHz)	Power (dBm)	Limit (dBm)	Verdict	Sweep Point
2475	2494	1	RMS	2494	-46.87	-25	Pass	401
2494	2496	1	RMS	2495.995	-43.86	-13	Pass	401
2496	2499	1	RMS	2499	-36.95	-10	Pass	4
2499	2500	0.1	RMS	2500	-14.91	-10	Pass	401
2500	2505	0.1	RMS	2500.338	20.15	30	Pass	401



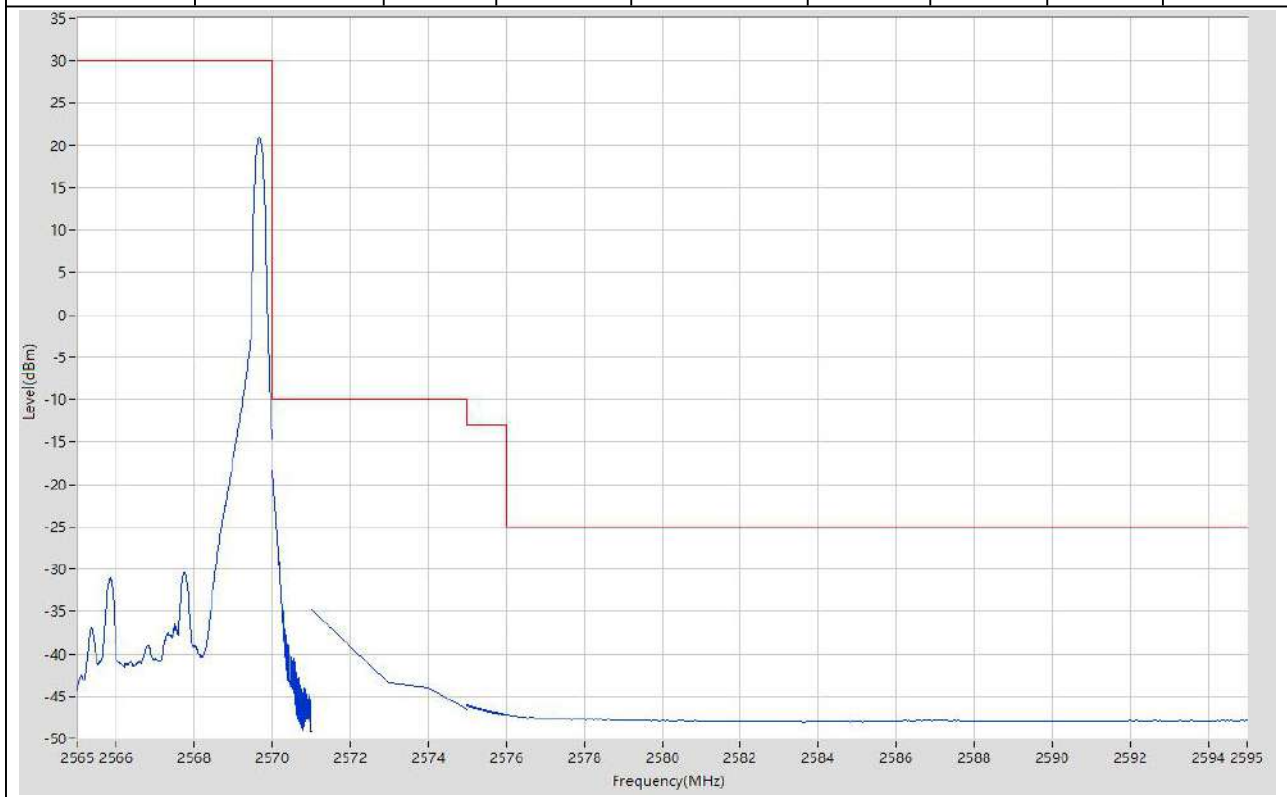
11.4. LTE Band Edge_Part22-24-27(NTNV)(Subtest:4, Channel:20775, Bandwidth:5, Modulation:Q16, RB Number: 25, RB Position:LOW)

Start Frequency (MHz)	Stop Frequency (MHz)	RBW (MHz)	Detector	Frequency (MHz)	Power (dBm)	Limit (dBm)	Verdict	Sweep Point
2475	2494	1	RMS	2494	-38.95	-25	Pass	401
2494	2496	1	RMS	2495.995	-31.83	-13	Pass	401
2496	2499	1	RMS	2499	-25.76	-10	Pass	4
2499	2500	0.1	RMS	2500	-27.38	-10	Pass	401
2500	2505	0.1	RMS	2501.675	6.15	30	Pass	401



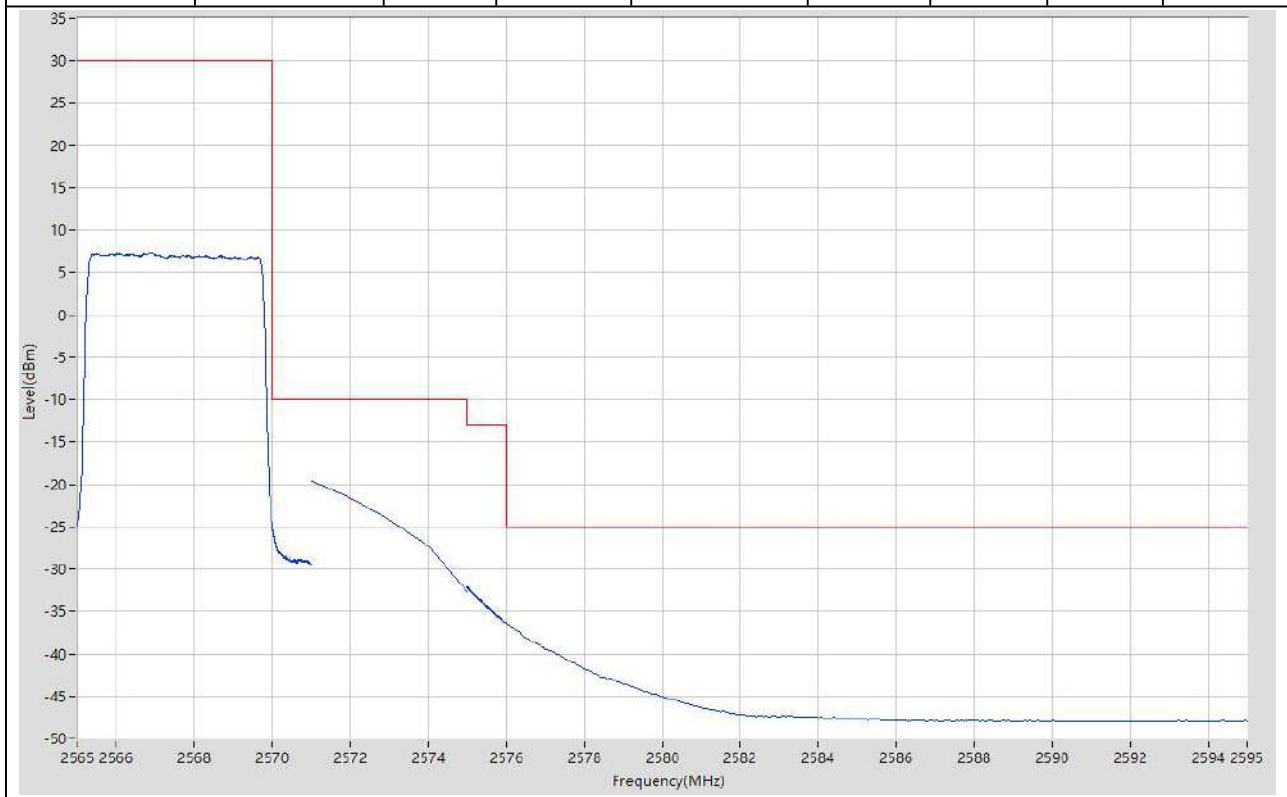
11.5. LTE Band Edge_Part22-24-27(NTNV)(Subtest:5, Channel:21425, Bandwidth:5, Modulation:QPSK, RB Number: 1, RB Position:HIGH)

Start Frequency (MHz)	Stop Frequency (MHz)	RBW (MHz)	Detector	Frequency (MHz)	Power (dBm)	Limit (dBm)	Verdict	Sweep Point
2565	2570	0.1	RMS	2569.663	20.9	30	Pass	401
2570	2571	0.051	RMS	2570	-18.4	-10	Pass	401
2571	2575	1	RMS	2571	-34.88	-10	Pass	5
2575	2576	1	RMS	2575	-46.09	-13	Pass	401
2576	2595	1	RMS	2576	-47.19	-25	Pass	401



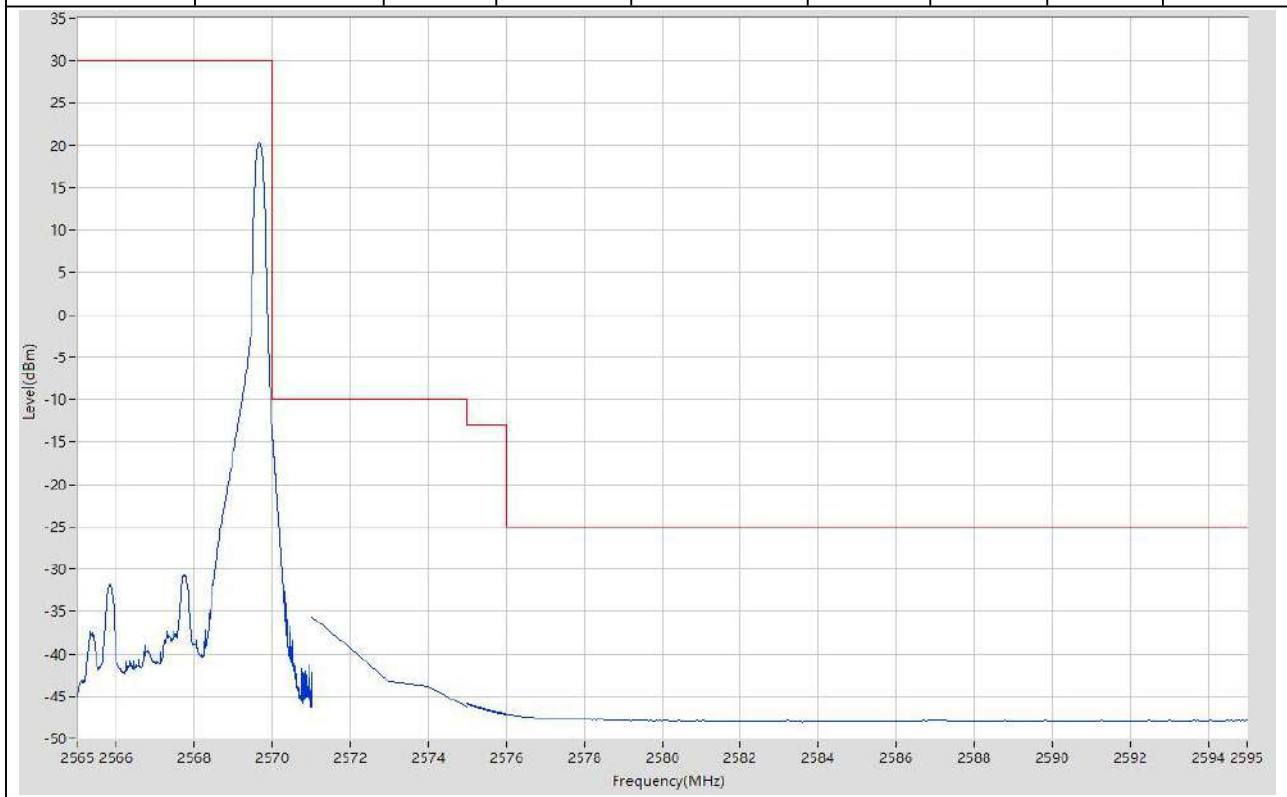
11.6. LTE Band Edge_Part22-24-27(NTNV)(Subtest:6, Channel:21425, Bandwidth:5, Modulation:QPSK, RB Number: 25, RB Position:HIGH)

Start Frequency (MHz)	Stop Frequency (MHz)	RBW (MHz)	Detector	Frequency (MHz)	Power (dBm)	Limit (dBm)	Verdict	Sweep Point
2565	2570	0.1	RMS	2566.863	7.37	30	Pass	401
2570	2571	0.1	RMS	2570	-25.07	-10	Pass	401
2571	2575	1	RMS	2571	-19.66	-10	Pass	5
2575	2576	1	RMS	2575.005	-32.14	-13	Pass	401
2576	2595	1	RMS	2576	-36.45	-25	Pass	401



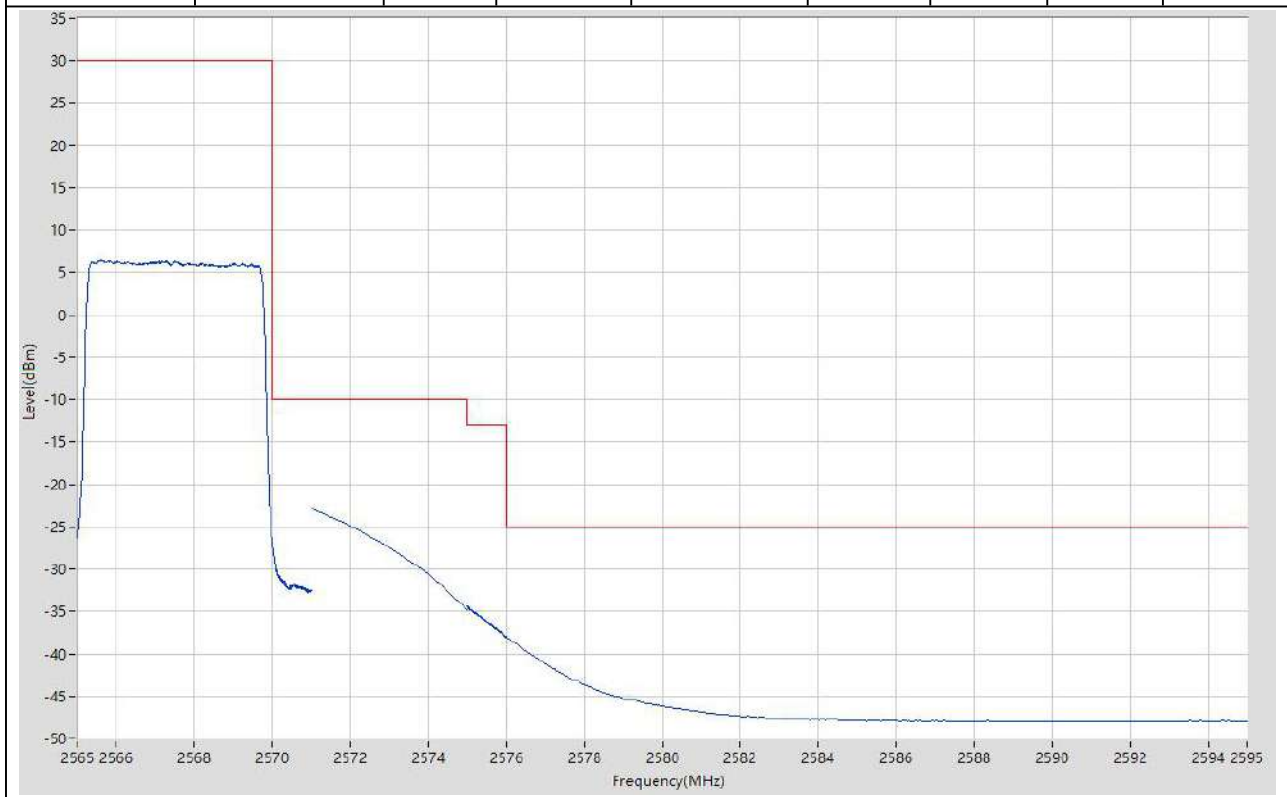
11.7. LTE Band Edge_Part22-24-27(NTNV)(Subtest:7, Channel:21425, Bandwidth:5, Modulation:Q16, RB Number: 1, RB Position:HIGH)

Start Frequency (MHz)	Stop Frequency (MHz)	RBW (MHz)	Detector	Frequency (MHz)	Power (dBm)	Limit (dBm)	Verdict	Sweep Point
2565	2570	0.1	RMS	2569.65	20.39	30	Pass	401
2570	2571	0.1	RMS	2570	-14.05	-10	Pass	401
2571	2575	1	RMS	2571	-35.69	-10	Pass	5
2575	2576	1	RMS	2575.005	-45.89	-13	Pass	401
2576	2595	1	RMS	2576	-47.1	-25	Pass	401



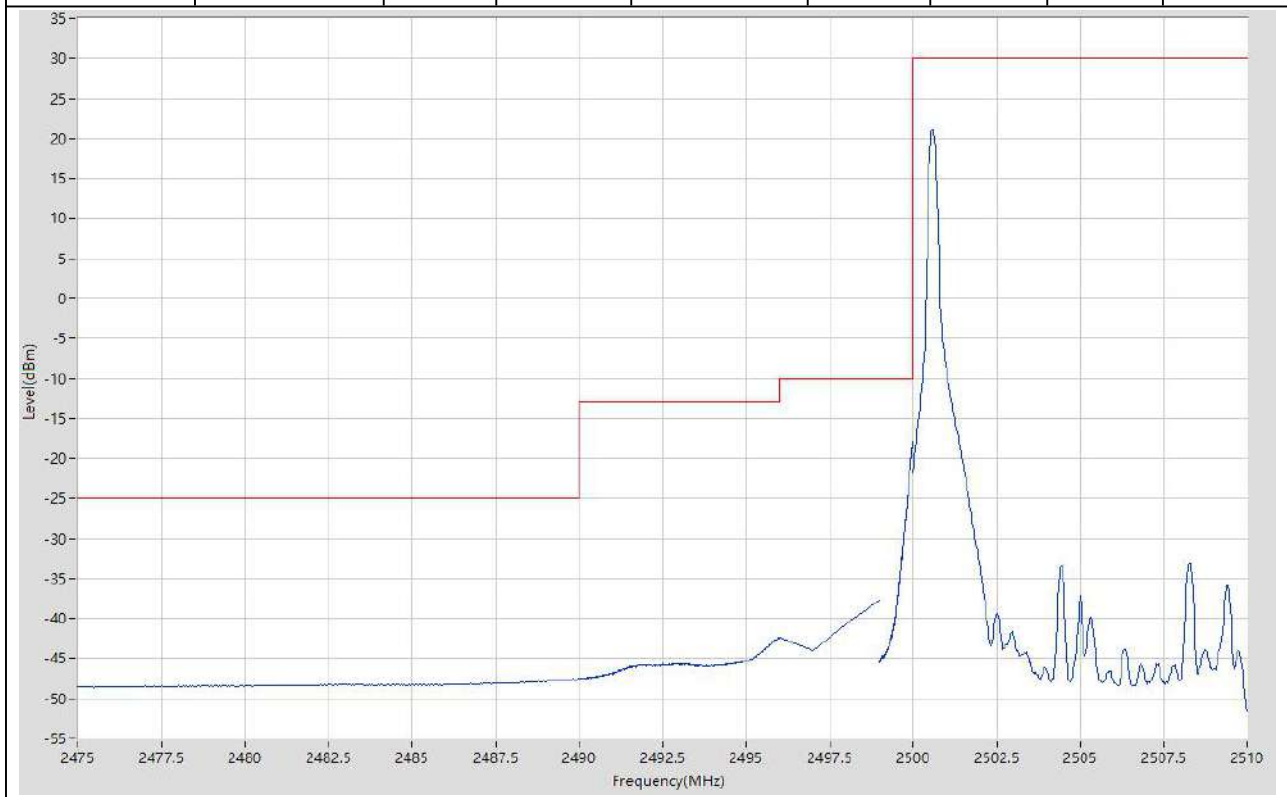
11.8. LTE Band Edge_Part22-24-27(NTNV)(Subtest:8, Channel:21425, Bandwidth:5, Modulation:Q16, RB Number: 25, RB Position:HIGH)

Start Frequency (MHz)	Stop Frequency (MHz)	RBW (MHz)	Detector	Frequency (MHz)	Power (dBm)	Limit (dBm)	Verdict	Sweep Point
2565	2570	0.1	RMS	2565.575	6.44	30	Pass	401
2570	2571	0.1	RMS	2570	-26.91	-10	Pass	401
2571	2575	1	RMS	2571	-22.85	-10	Pass	5
2575	2576	1	RMS	2575.008	-34.35	-13	Pass	401
2576	2595	1	RMS	2576	-37.98	-25	Pass	401



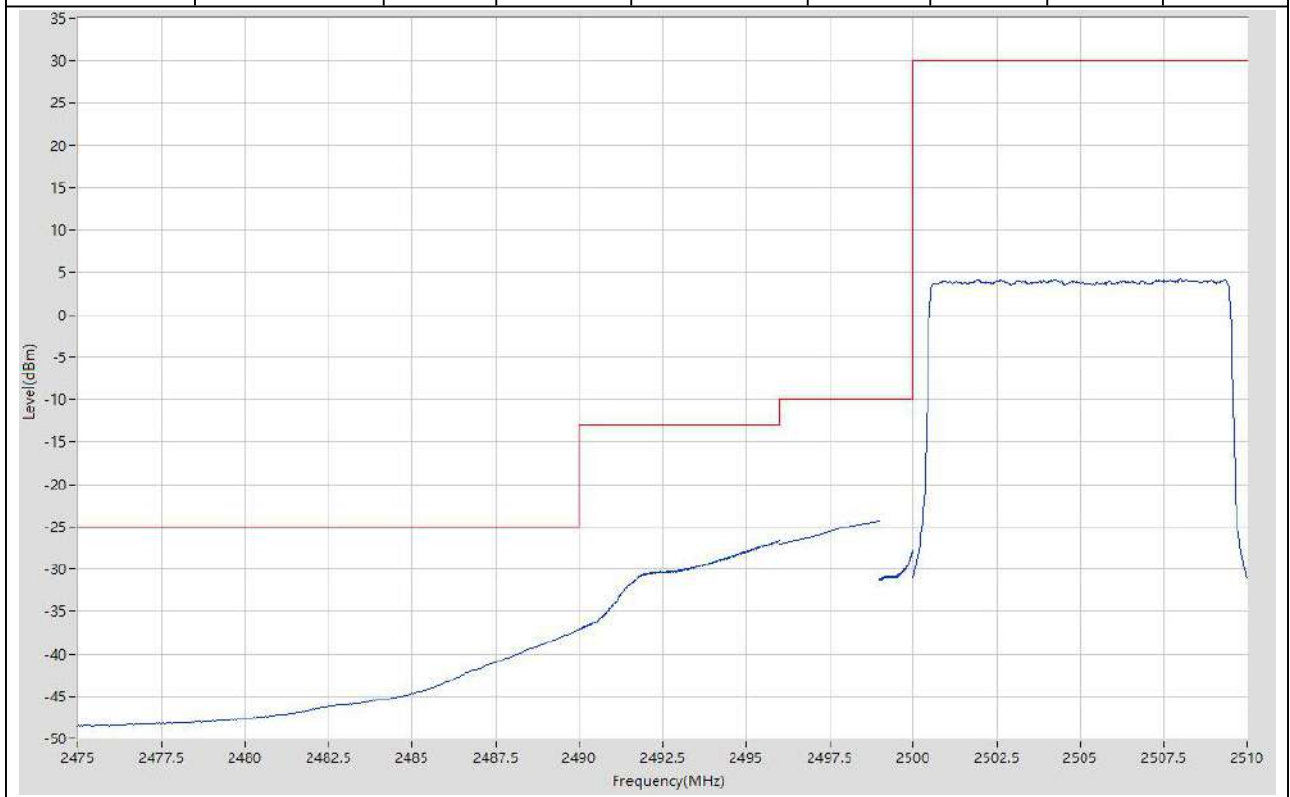
11.9. LTE Band Edge_Part22-24-27(NTNV)(Subtest:9, Channel:20800, Bandwidth:10, Modulation:QPSK, RB Number: 1, RB Position:LOW)

Start Frequency (MHz)	Stop Frequency (MHz)	RBW (MHz)	Detector	Frequency (MHz)	Power (dBm)	Limit (dBm)	Verdict	Sweep Point
2475	2490	1	RMS	2489.963	-47.55	-25	Pass	401
2490	2496	1	RMS	2495.985	-42.44	-13	Pass	401
2496	2499	1	RMS	2499	-37.76	-10	Pass	4
2499	2500	0.2	RMS	2499.998	-17.84	-10	Pass	401
2500	2510	0.1	RMS	2500.6	21.09	30	Pass	401



11.10. LTE Band Edge_Part22-24-27(NTNV)(Subtest:10, Channel:20800, Bandwidth:10, Modulation:QPSK, RB Number: 50, RB Position:LOW)

Start Frequency (MHz)	Stop Frequency (MHz)	RBW (MHz)	Detector	Frequency (MHz)	Power (dBm)	Limit (dBm)	Verdict	Sweep Point
2475	2490	1	RMS	2490	-37.17	-25	Pass	401
2490	2496	1	RMS	2496	-26.63	-13	Pass	401
2496	2499	1	RMS	2499	-24.32	-10	Pass	4
2499	2500	0.2	RMS	2500	-27.81	-10	Pass	401
2500	2510	0.1	RMS	2507.975	4.2	30	Pass	401



11.11. LTE Band Edge_Part22-24-27(NTNV)(Subtest:11, Channel:20800, Bandwidth:10, Modulation:Q16, RB Number: 1, RB Position:LOW)

Start Frequency (MHz)	Stop Frequency (MHz)	RBW (MHz)	Detector	Frequency (MHz)	Power (dBm)	Limit (dBm)	Verdict	Sweep Point
2475	2490	1	RMS	2490	-47.55	-25	Pass	401
2490	2496	1	RMS	2496	-42.82	-13	Pass	401
2496	2499	1	RMS	2499	-38.16	-10	Pass	4
2499	2500	0.2	RMS	2500	-18.7	-10	Pass	401
2500	2510	0.1	RMS	2500.575	20.22	30	Pass	401

