

TEST REPORT

Applicant: Xiaomi Communications Co., Ltd.
Address: #019, 9th Floor, Building 6, 33 Xi'erqi Middle Road,
Haidian District, Beijing, China, 100085
Equipment Type: Mobile Phone
Model Name: 23129RAA4G
Brand Name: Redmi
FCC ID: 2AFZZAA4G
Test Standard: 47 CFR Part 15 Subpart E
(refer to section 3.1)
Sample Arrival Date: Sep. 28, 2023
Test Date: Oct. 08, 2023 - Oct. 24, 2023
Date of Issue: Nov. 27, 2023

ISSUED BY:

Shenzhen BALUN Technology Co., Ltd.

Tested by: Julie Zhu

Checked by: Ye Hongji

Approved by: Liao Jianming
(Technical Director)

Julie Zhu

Ye Hongji

Liao Jianming

Revision History		
Version	Issue Date	Revisions
<u>Rev. 01</u>	<u>Nov. 27, 2023</u>	<u>Initial Issue</u>

TABLE OF CONTENTS

1	GENERAL INFORMATION	4
1.1	Test Laboratory	4
1.2	Test Location	4
2	PRODUCT INFORMATION	5
2.1	Applicant Information	5
2.2	Manufacturer Information	5
2.3	General Description for Equipment under Test (EUT)	5
2.4	Technical Information	6
2.5	Channel List	7
3	SUMMARY OF TEST RESULTS	10
3.1	Test Standards	10
3.2	Test Verdict	10
4	GENERAL TEST CONFIGURATIONS	11
4.1	Test Environments	11
4.2	Test Equipment List	11
4.3	Test Software List	12
4.4	Measurement Uncertainty	12
4.5	Description of Test Setup	13
5	TEST ITEMS	16
5.1	RF Output Power	16
5.2	Emission Bandwidth and 6 dB Bandwidth	17
5.3	Power Spectral density (PSD)	18
5.4	Conducted Emission	19
5.5	Radiated Spurious Emissions and Band Edge (Restricted-band)	20

ANNEX A	TEST RESULT	25
A.1	RF Output Power.....	25
A.2	Emission Bandwidth & 99% Bandwidth.....	29
A.3	6 dB Bandwidth	33
A.4	Power Spectral Density	34
A.5	Conducted Emissions.....	38
A.6	Radiated Spurious Emissions and Band Edge (Restricted-band).....	40
ANNEX B	TEST SETUP PHOTOS	151
ANNEX C	EUT EXTERNAL PHOTOS	151
ANNEX D	EUT INTERNAL PHOTOS	151

1 GENERAL INFORMATION

1.1 Test Laboratory

Name	Shenzhen BALUN Technology Co., Ltd.
Address	Block B, 1/F, Baisha Science and Technology Park, Shahe Xi Road, Nanshan District, Shenzhen, Guangdong Province, P. R. China
Phone Number	+86 755 6685 0100

1.2 Test Location

Name	Shenzhen BALUN Technology Co., Ltd.
Location	<input checked="" type="checkbox"/> Block B, 1/F, Baisha Science and Technology Park, Shahe Xi Road, Nanshan District, Shenzhen, Guangdong Province, P. R. China
	<input type="checkbox"/> 1/F, Building B, Ganghongji High-tech Intelligent Industrial Park, No. 1008, Songbai Road, Yangguang Community, Xili Sub-district, Nanshan District, Shenzhen, Guangdong Province, P. R. China
Accreditation Certificate	The laboratory is a testing organization accredited by FCC as a accredited testing laboratory. The designation number is CN1196.

2 PRODUCT INFORMATION

2.1 Applicant Information

Applicant	Xiaomi Communications Co., Ltd.
Address	#019, 9th Floor, Building 6, 33 Xi'erqi Middle Road, Haidian District, Beijing, China, 100085

2.2 Manufacturer Information

Manufacturer	Xiaomi Communications Co., Ltd.
Address	#019, 9th Floor, Building 6, 33 Xi'erqi Middle Road, Haidian District, Beijing, China, 100085

2.3 General Description for Equipment under Test (EUT)

EUT Name	Mobile Phone
Model Name Under Test	23129RAA4G
Series Model Name	N/A
Description of Model name differentiation	N/A
Hardware Version	135100N7
Software Version	MIUI14
Dimensions (Approx.)	N/A
Weight (Approx.)	N/A
EUT ID	/
IMEI Number	/

2.4 Technical Information

Network and Wireless connectivity	2G Network GSM/GPRS/EDGE 850/900/1800/1900 3G Network WCDMA/HSDPA/HSUPA/DC-HSDPA Band 1/5/8 4G Network FDD LTE Band 1/3/5/7/8/20/28 TDD LTE Band 38/40/41 LTE CA Uplink (UL): CA_7C, CA_38C, CA_40C Bluetooth (BR+EDR+BLE) 2.4G WIFI 802.11b, 802.11g, 802.11n(HT20) 5G WIFI 802.11a, 802.11n(HT20/40) and 802.11ac(VHT20/40/80) U-NII-1/2A/2C/3, GPS, GLONASS, Galileo, BDS, SBAS, FM receiver
-----------------------------------	--

The requirement for the following technical information of the EUT was tested in this report:

Frequency Range	U-NII-1: 5150 MHz to 5250 MHz, U-NII-2A: 5250 MHz to 5350 MHz, U-NII-2C: 5470 MHz to 5725 MHz, U-NII-3: 5725 MHz to 5850 MHz
Product Type	<input type="checkbox"/> Mobile <input checked="" type="checkbox"/> Portable <input type="checkbox"/> Fix Location
Modulation technology	OFDM
Modulation Type	256QAM, 64QAM, 16QAM, BPSK, QPSK
Product Type	Portable for FCC standard
Transfer Rate (Mbps) (Single RF path)	802.11a: 54/ 48/ 36/ 24/ 18/ 12/ 9/ 6 Mbps 802.11n: up to 150 Mbps 802.11ac: up to VHT-MCS9
Channel Bandwidth	802.11a: 20 MHz 802.11n: 20 MHz, 40 MHz 802.11ac: 20 MHz, 40 MHz, 80 MHz
Maximum Output Power	U-NII-1: 27.73 mW U-NII-2A: 28.71 mW U-NII-2C: 29.65 mW U-NII-3: 30.97 mW
Antenna System (eg., MIMO, Smart Antenna)	N/A
Categorization as Correlated or Completely Uncorrelated	N/A
Antenna Type	PIFA Antenna
Antenna Gain	U-NII-1: 5150 MHz to 5250 MHz: -1.5 dBi U-NII-2A: 5250 MHz to 5350 MHz: -2.5 dBi U-NII-2C: 5470 MHz to 5725 MHz: -2.6 dBi U-NII-3: 5725 MHz to 5850 MHz: -2.2 dBi
About the Product	The equipment is Mobile Phon, intended for used with information

	technology equipment.
--	-----------------------

2.5 Channel List

20 MHz		40 MHz		80 MHz	
Channel Number	Frequency (MHz)	Channel Number	Frequency (MHz)	Channel Number	Frequency (MHz)
36	5180	38	5190	42	5210
40	5200	46	5230	58	5290
44	5220	54	5270	106	5530
48	5240	62	5310	122	5610
52	5260	102	5510	155	5775
56	5280	110	5550		
60	5300	118	5590		
64	5320	126	5630		
100	5500	134	5670		
104	5520	151	5755		
108	5540	159	5795		
112	5560				
116	5580				
120	5600				
124	5620				
128	5640				
132	5660				
136	5680				
140	5700				
149	5745				
153	5765				
157	5785				
161	5805				
165	5825				

The Lowest frequency, the middle frequency and the highest frequency of channel were selected to perform the test, and the selected channel see below:

For 802.11a/n(HT20)/ac(VHT20)

U-NII-1 (5150 - 5250 MHz)			U-NII-2A (5250 - 5350 MHz)		
Channel Number	Channel	Frequency (MHz)	Channel Number	Channel	Frequency (MHz)
36	Low	5180	52	Low	5260
44	Mid	5220	60	Mid	5300
48	High	5240	64	High	5320

U-NII-2C (5470 - 5725 MHz)			U-NII-3 (5725 - 5850 MHz)		
Channel Number	Channel	Frequency (MHz)	Channel Number	Channel	Frequency (MHz)
100	Low	5500	149	Low	5745
116	Mid	5580	157	Mid	5785
140	High	5700	165	High	5825

For 802.11n(HT40)/ac(VHT40)

U-NII-1 (5150 - 5250 MHz)			U-NII-2A (5250 - 5350 MHz)		
Channel Number	Channel	Frequency (MHz)	Channel Number	Channel	Frequency (MHz)
38	Low	5190	54	Low	5270
46	High	5230	62	High	5310

U-NII-2C (5470 - 5725 MHz)			U-NII-3 (5725 - 5850 MHz)		
Channel Number	Channel	Frequency (MHz)	Channel Number	Channel	Frequency (MHz)
102	Low	5510	151	Low	5755
118	Mid	5590	159	High	5795
134	High	5670			

For 802.11ac(VHT80)

U-NII-1 (5150 - 5250 MHz)			U-NII-2A (5250 - 5350 MHz)		
Channel Number	Channel	Frequency (MHz)	Channel Number	Channel	Frequency (MHz)
42	Mid	5210	58	Mid	5290

U-NII-2C (5470 - 5725 MHz)			U-NII-3 (5725 - 5850 MHz)		
Channel Number	Channel	Frequency (MHz)	Channel Number	Channel	Frequency (MHz)
106	Low	5530	155	Mid	5775
122	High	5610	--	--	--

Note: Preliminary tests were performed in different data rate in above table to find the worst radiated emission. The data rate shown in the table below is the worst-case rate with respect to the specific test item. Investigation has been done on all the possible configurations for searching the worst cases. The following table is a list of the test modes shown in this test report.

Test Items	Mode	Data Rate	Modulation Type	U-NII-1	U-NII-2A	U-NII-2C	U-NII-3
				Channel	Channel	Channel	Channel
RF Output Power	11a	6	BPSK	48/44/36	64/60/52	140/116/100	165/157/149
	11n(20 MHz)	6.5		48/44/36	64/60/52	140/116/100	165/157/149
	11n(40 MHz)	13.5		46/38	62/54	134/118/102	159/151
	11ac(20 MHz)	6.5		48/44/36	64/60/52	140/116/100	165/157/149
	11ac(40 MHz)	13.5		46/38	62/54	134/118/102	159/151
	11ac(80 MHz)	29.3		42	58	122/106	155
Emission Bandwidth & 99% Occupied Bandwidth	11a	6	BPSK	48/44/36	64/60/52	140/116/100	165/157/149
	11n(20 MHz)	6.5		48/44/36	64/60/52	140/116/100	165/157/149
	11n(40 MHz)	13.5		46/38	62/54	134/118/102	159/151
	11ac(20 MHz)	6.5		48/44/36	64/60/52	140/116/100	165/157/149
	11ac(40 MHz)	13.5		46/38	62/54	134/118/102	159/151
	11ac(80 MHz)	29.3		42	58	122/106	155
6 dB bandwidth	11a	6	BPSK	N/A	N/A	N/A	165/157/149
	11n(20 MHz)	6.5		N/A	N/A	N/A	165/157/149
	11n(40 MHz)	13.5		N/A	N/A	N/A	159/151
	11ac(20 MHz)	6.5		N/A	N/A	N/A	165/157/149
	11ac(40 MHz)	13.5		N/A	N/A	N/A	159/151
	11ac(80 MHz)	29.3		N/A	N/A	N/A	155
Power Spectral Density	11a	6	BPSK	48/44/36	64/60/52	140/116/100	165/157/149
	11n(20 MHz)	6.5		48/44/36	64/60/52	140/116/100	165/157/149
	11n(40 MHz)	13.5		46/38	62/54	134/118/102	159/151
	11ac(20 MHz)	6.5		48/44/36	64/60/52	140/116/100	165/157/149
	11ac(40 MHz)	13.5		46/38	62/54	134/118/102	159/151
	11ac(80 MHz)	29.3		42	58	122/106	155
Radiated Spurious Emissions	11a	6	BPSK	48/44/36	64/60/52	140/116/100	165/157/149
	11n(20 MHz)	6.5		48/44/36	64/60/52	140/116/100	165/157/149
	11n(40 MHz)	13.5		46/38	62/54	134/118/102	159/151
	11ac(20 MHz)	6.5		48/44/36	64/60/52	140/116/100	165/157/149
	11ac(40 MHz)	13.5		46/38	62/54	134/118/102	159/151
	11ac(80 MHz)	29.3		42	58	122/106	155
Band Edge (Restricted-band)	11a	6	BPSK	48/36	64/52	140/100	165/149
	11n(20 MHz)	6.5		48/36	64/52	140/100	165/149
	11n(40 MHz)	13.5		46/38	62/54	134/102	159/151
	11ac(20 MHz)	6.5		48/36	64/52	140/100	165/149
	11ac(40 MHz)	13.5		46/38	62/54	134/102	159/151
	11ac(80 MHz)	29.3		42	58	122/106	155

3 SUMMARY OF TEST RESULTS

3.1 Test Standards

No.	Identity	Document Title
1	47 CFR Part 15 Subpart E	Unlicensed National Information Infrastructure Devices
2	KDB Publication 789033 D02v02r01	Guidelines for Compliance Testing of Unlicensed National Information Infrastructure (U-NII) Devices Part 15, Subpart E
3	ANSI C63.10-2013	American National Standard for Testing Unlicensed Wireless Devices

3.2 Test Verdict

No.	Description	FCC Part No.	Test Result	Verdict
1	Antenna Requirement	15.203	--	Pass ^{Note1}
2	RF Output Power	15.407(a)	ANNEX A.1	Pass
3	Emission Bandwidth & 99% Occupied Bandwidth	15.407(a)	ANNEX A.2	Pass
4	6 dB bandwidth	15.407(e)	ANNEX A.3	Pass
5	Power Spectral Density	15.407(a)	ANNEX A.4	Pass
6	Conducted Emission	15.207	ANNEX A.5	Pass
7	Radiated Spurious Emissions and Band Edge (Restricted-band)	15.407(b)	ANNEX A.6	Pass

Note 1: The EUT has a permanently and irreplaceable attached antenna, which complies with the requirement FCC 15.203.

Note 2: Compared with the EUT of test report BL-SZ2391253-604, the changes of the EUT of this report as below:

1. The Model Name 23129RA5FL is updated to 23129RAA4G.
2. FCC ID number changed from FCC ID: 2AFZZA5FL to FCC ID: 2AFZZAA4G.
3. Added LTE band 20.
4. Removed WCDMA Band: 2/4/6/19.
5. Removed LTE Band: 2/4/12/13/17/18/19/26/66.

Other hardware circuit and software are the same as EUT referred in test report BL- SZ2391253-604. Therefore, in addition to the above differences, all test data and EUT information are derived from the report BL-SZ2391253-604 published by Shenzhen BALUN Technology Co., Ltd. on Nov. 09, 2023.

4 GENERAL TEST CONFIGURATIONS

4.1 Test Environments

During the measurement, the normal environmental conditions were within the listed ranges:

Relative Humidity	53% to 61%	
Atmospheric Pressure	100 kPa to 102 kPa	
Temperature	NT (Normal Temperature)	+22.8°C to +25.6°C
	LT (Low Temperature)	0.0°C
	HT (High Temperature)	40.0°C
Working Voltage of the EUT	NV (Normal Voltage)	3.89 V
	LV (Low Voltage)	3.60 V
	HV (High Voltage)	4.25 V

4.2 Test Equipment List

Description	Manufacturer	Model	Serial No.	Cal. Date	Cal. Due
Spectrum Analyzer	KEYSIGHT	N9020A	MY50330200	2023.05.16	2024.05.15
Power Sensor	KEYSIGHT	U2063XA	MY58000251	2023.07.12	2024.07.11
Spectrum Analyzer	ROHDE&SCHWARZ	FSV-40	101544	2022.12.28	2023.12.27
Spectrum Analyzer	KEYSIGHT	N9020A	MY52510065	2023.09.05	2024.09.04
Signaling Unit	ROHDE&SCHWARZ	CMW500	171150	2023.06.19	2024.06.18
Test Antenna-Horn	SCHWARZBECK	BBHA 9120D	01631	2022.02.03	2025.02.02
Test Antenna-Horn	A-INFO	LB- 180400KF	J211060273	2021.07.02	2024.07.01
Anechoic Chamber	RAINFORD	9m*6m*6m	144	2022.02.19	2024.09.03
Amplifier	COM-MV	ZT30- 1000M	18110850	2023.09.05	2024.09.04
Amplifier	COM-MV	LSCX_LNA 1-12G-01	180602	2023.09.05	2024.09.04
Amplifier	COM-MV	XKu_LNA7- 18G-01	180601	2023.09.05	2024.09.04
Amplifier	COM-MV	KA LNA18 40G-01	18050001	2022.12.07	2023.12.06
EMI Receiver	ROHDE&SCHWARZ	ESRP	101036	2023.09.05	2024.09.04
Test Antenna-Bi-Log	SCHWARZBECK	VULB 9168	00883	2022.04.01	2025.03.31
Test Antenna-Loop	SCHWARZBECK	FMZB 1519	1519-037	2021.04.16	2024.04.15
Anechoic Chamber	EMC Electronic Co., Ltd	20.10*11.60 *7.35m	130	2021.08.15	2024.08.14
EMI Receiver	KEYSIGHT	N9010B	MY57110309	2023.09.05	2024.09.04
LISN	SCHWARZBECK	NSLK 8127	8127-687	2023.05.16	2024.05.15
Shielded Enclosure	YiHeng Electronic	3.5m*3.1m*	112	2022.02.19	2025.02.18

Description	Manufacturer	Model	Serial No.	Cal. Date	Cal. Due
	Co., Ltd	2.8m			

4.3 Test Software List

Description	Manufacturer	Software Version	Serial No.	Applicable test Setup
BL410R	BALUN	V2.1.1.488	N/A	The section 4.5.1
BL410E	BALUN	V22.930	N/A	The section 4.5.2&4.5.3&4.5.4&4.5.5

4.4 Measurement Uncertainty

The following measurement uncertainty levels have been estimated for tests performed on the EUT as specified in CISPR 16-4-2.

This uncertainty represents an expanded uncertainty expressed at approximately the 95% confidence level using a coverage factor of $k=2$.

Parameters	Uncertainty
Occupied Channel Bandwidth	2.8%
RF output power, conducted	1.28 dB
Power Spectral Density, conducted	1.30 dB
Unwanted Emissions, conducted	1.84 dB
All emissions, radiated	5.36 dB
Temperature	0.8°C
Humidity	4%

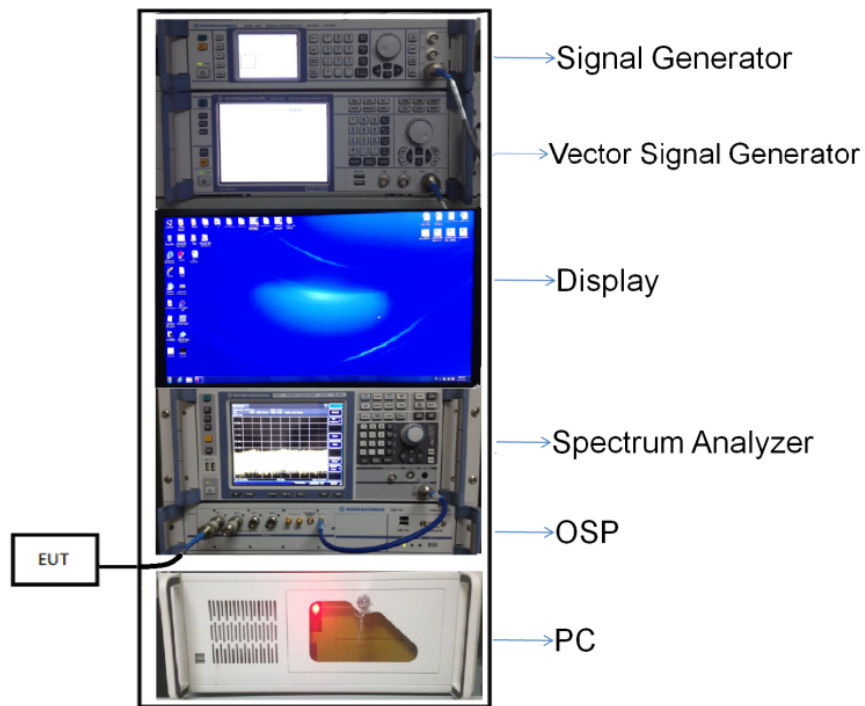
4.5 Description of Test Setup

4.5.1 For Antenna Port Test

Conducted value (dBm) = Measurement value (dBm) + cable loss (dB)

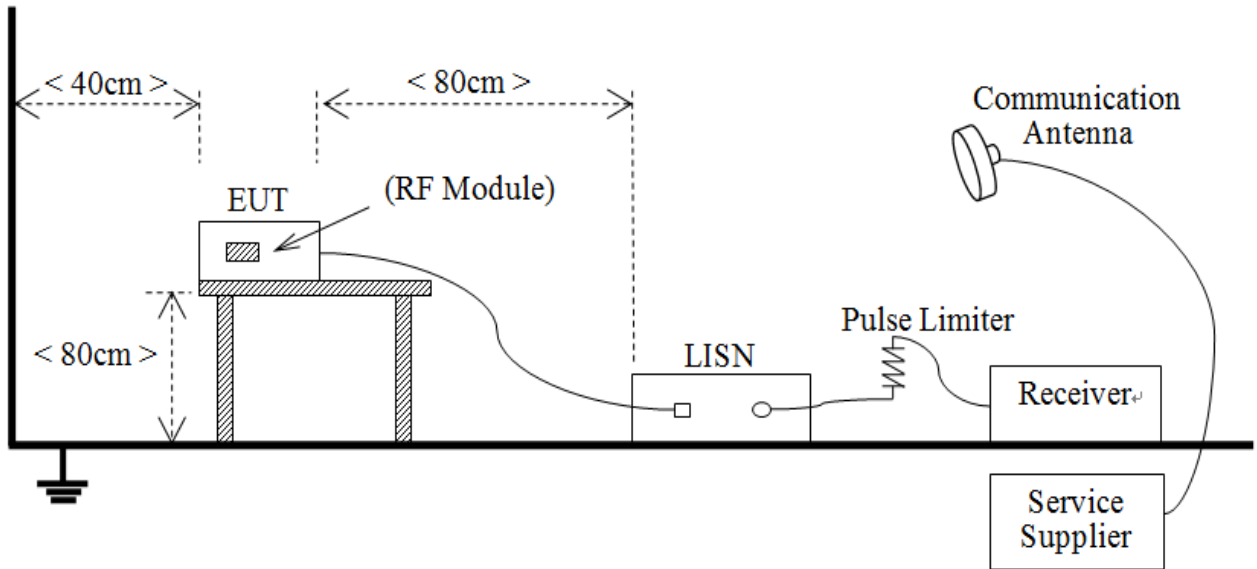
For example: the measurement value is 10 dBm and the cable 0.5dBm used, then the final result of EUT:

Conducted value (dBm) = 10 dBm + 0.5 dB = 10.5 dBm




(Diagram 1)

4.5.2 For AC Power Supply Port Test



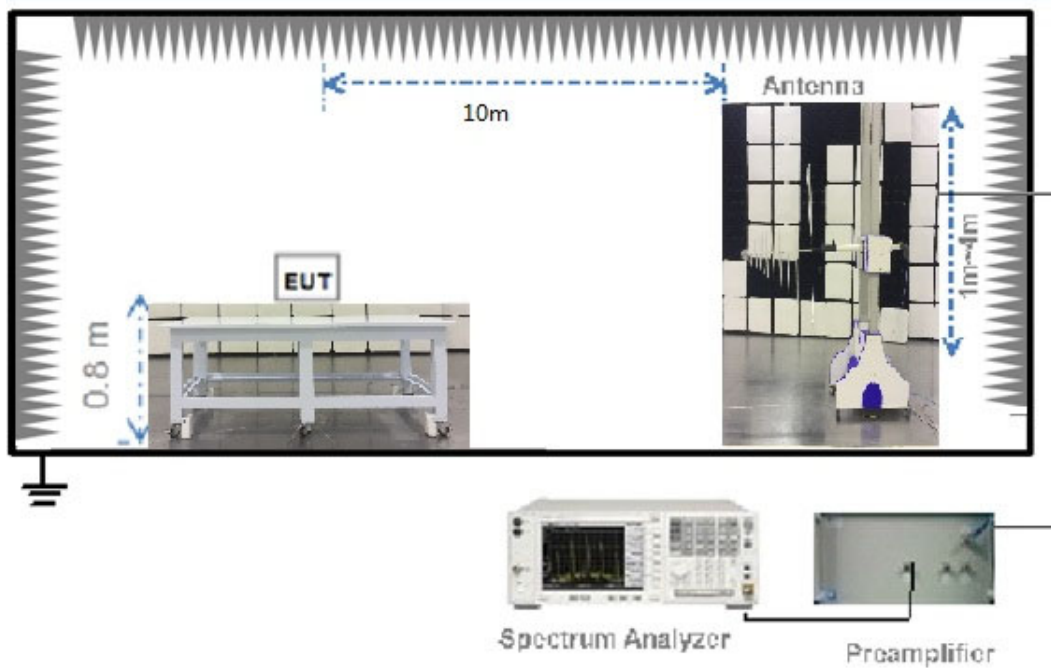
(Diagram 2)

4.5.3 For Radiated Test (Below 30 MHz)



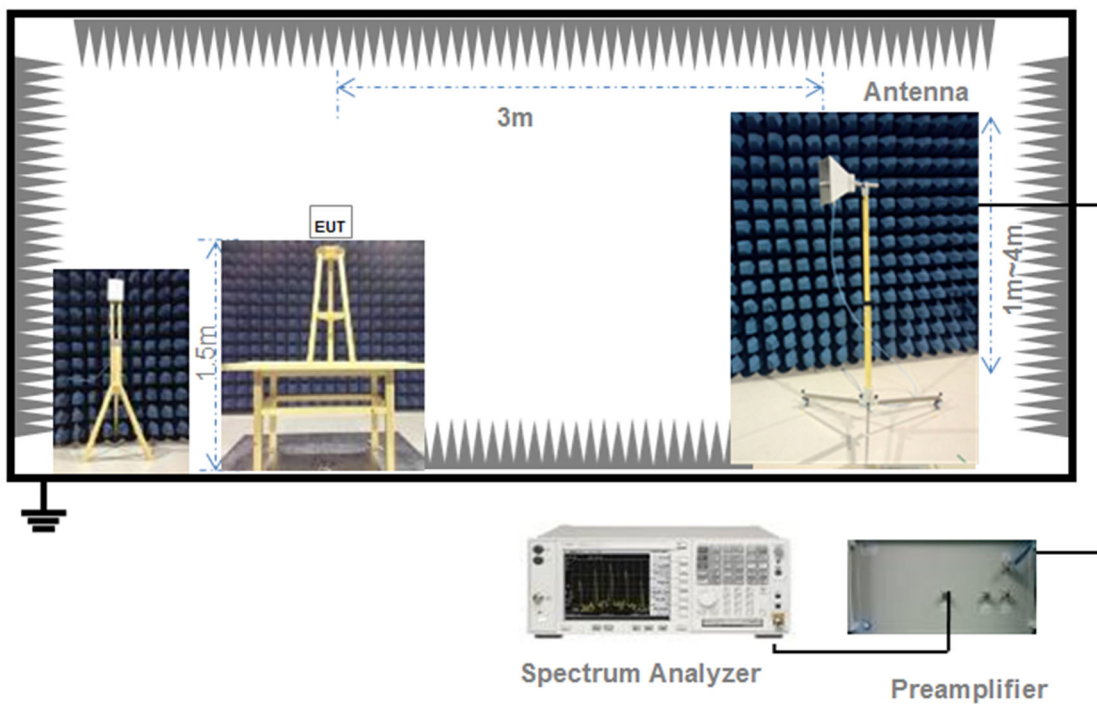
(Diagram 3)

4.5.4 For Radiated Test (30 MHz-1 GHz)



(Diagram 4)

4.5.5 For Radiated Test (Above 1 GHz)



(Diagram 5)

5 TEST ITEMS

5.1 RF Output Power

5.1.1 Test Limit

FCC §15.407(a)

The maximum conducted output power should not exceed:

Frequency Band (MHz)	Limit
5150-5250	250 mW
5250-5350	250 mW or 11 dBm + 10log B, whichever is less.
5470-5725	250 mW or 11 dBm + 10log B, whichever is less.
5725-5850	1 W
Note: Where "B" is the 26 dB emissions bandwidth in MHz.	

5.1.2 Test Setup

The section 4.5.1 (Diagram 1) test setup description was used for this test. The photo of test setup please refer to ANNEX B.

5.1.3 Test Procedure

The maximum peak conducted output power may be measured using a broadband Average RF power meter. The power meter shall have a video bandwidth that is greater than or equal to the emission bandwidth and utilize a fast-responding diode detector.

The E.I.R.P used radiated test method. At a test site that has been validated using the procedures of ANSI C63.4 or the latest CISPR 16-1-4 for measurements above 1 GHz, so as to simulate a near free-space environment.

5.1.4 Test Result

Please refer to ANNEX A.1.

5.2 Emission Bandwidth and 6 dB Bandwidth

5.2.1 Limit

FCC §15.407(a)

Within the 5.725-5.85 GHz band, the minimum 6 dB bandwidth of U-NII devices shall be at least 500 kHz.

5.2.2 Test Setup

The test setup photo please refer to 4.5.1 (Diagram 1) test setup description was used for this test. The photo of test setup please refer to ANNEX B.

5.2.3 Test Procedure

Emission bandwidth

1. Set RBW = approximately 1% of the emission bandwidth.
2. Set VBW $\geq 3 \times$ RBW,
3. Detector = Peak.
4. Trace mode = Max hold.
5. Measure the maximum width of the emission that is 26 dB down from the peak of the emission.

Occupied Bandwidth

1. Set Span = 1.5 times to 5.0 times the OBW
2. Set RBW = 1% to 5% of the OBW.
3. Set VBW $\geq 3 \times$ RBW, Detector = Peak.
4. Trace mode = Max hold.
5. Use the 99% power bandwidth function of the instrument.

6 dB bandwidth

1. Set RBW = 100 kHz, VBW = 300 kHz.
2. Detector = Peak. Trace mode = Max hold.
3. Allow the trace to stabilize.
4. Measure the maximum width of the emission that is constrained by the frequencies associated with the two outermost amplitude points (upper and lower frequencies) that are attenuated by 6 dB relative to the maximum level measured in the fundamental emission.

5.2.4 Test Result

Please refer to ANNEX A.2 and ANNEX A.3.

5.3 Power Spectral density (PSD)

5.3.1 Limit

FCC §15.407(a)

The maximum power spectral density should not exceed:

Frequency Band (MHz)	Limit
5150-5250	11 dBm/MHz
5250-5350	11 dBm/MHz
5470-5725	11 dBm/MHz
5725-5850	30 dBm/500kHz

5.3.2 Test Setup

The section 4.5.1 (Diagram 1) test setup description was used for this test. The photo of test setup please refer to ANNEX B.

5.3.3 Test Procedure

Set the spectrum analyzer or EMI receiver span to view the entire emission bandwidth.

1. Set RBW = 510 kHz/1 MHz, VBW \geq 3*RBW, Sweep time = Auto, Detector = RMS.
2. Allow the sweeps to continue until the trace stabilizes.
3. Use the peak marker function to determine the maximum amplitude level.
4. The E.I.R.P spectral density used radiated test method. At a test site that has been validated using the procedures of ANSI C63.4 or the latest CISPR 16-1-4 for measurements above 1 GHz, so as to simulate a near free-space environment.

5.3.4 Test Result

Please refer to ANNEX A.4.

5.4 Conducted Emission

5.4.1 Limit

FCC §15.207

For an intentional radiator that is designed to be connected to the public utility (AC) power line, the radio frequency voltage that is conducted back onto the AC power line on any frequency within the U-NII-150 kHz to 30 MHz shall not exceed the limits in the following table, as measured using a 50 μ H/50 Ω line impedance stabilization network (LISN).

Frequency range (MHz)	Conducted Limit (dB μ V)	
	Quai-peak	Average
0.15 - 0.50	66 to 56	56 to 46
0.50 - 5	56	46
0.50 - 30	60	50

5.4.2 Test Setup

The section 4.5.2 (Diagram 2) test setup description was used for this test. The photo of test setup please refer to ANNEX B.

5.4.3 Test Procedure

The maximum conducted interference is searched using Peak (PK), if the emission levels more than the AV and QP limits, and that have narrow margins from the AV and QP limits will be re-measured with AV and QP detectors. Tests for both L phase and N phase lines of the power mains connected to the EUT are performed. Refer to recorded points and plots below.

5.4.4 Test Result

Please refer to ANNEX A.5.

5.5 Radiated Spurious Emissions and Band Edge (Restricted-band)

5.5.1 Limit

FCC §15.209 & 15.407(b)

Frequency (MHz)	Field Strength (µV/m)	Measurement Distance (m)
0.009 - 0.490	2400/F(kHz)	300
0.490 - 1.705	24000/F(kHz)	30
1.705 - 30.0	30	30
30 - 88	100	3
88 - 216	150	3
216 - 960	200	3
Above 960	500	3

Note¹: The Limit for radiated test was performed according to FCC Part 15C

Note²: The tighter limit applies at the band edge.

Un-restricted band emissions	
Out Operating Band (MHz)	Limit
5150 - 5250	e.i.r.p. -27 dBm (68.2 dBuV/m@3m)
5250 - 5350	e.i.r.p. -27 dBm (68.2 dBuV/m@3m)
5470 - 5725	e.i.r.p. -27 dBm (68.2 dBuV/m@3m)
5725 - 5850	<p>All emissions shall be limited to a level of -27 dBm/MHz at 75 MHz or more above or below the band edge increasing linearly to 10 dBm/MHz at 25 MHz above or below the band edge, and from 25 MHz above or below the band edge increasing linearly to a level of 15.6 dBm/MHz at 5 MHz above or below the band edge, and from 5 MHz above or below the band edge increasing linearly to a level of 27 dBm/MHz at the band edge.</p>

Note: The following formula is used to convert the equipment isotropic radiated power (eirp) to field strength.

5.5.2 Test Setup

The section 4.5.3-4.5.5 (Diagram 3 - Diagram 5) test setup description was used for this test. The photo of test setup please refer to ANNEX B.

5.5.3 Test Procedure

Since the emission limits are specified in terms of radiated field strength levels, measurements performed to demonstrate compliance have traditionally relied on a radiated test configuration. Radiated measurements remain the principal method for demonstrating compliance to the specified limits; however antenna-port conducted measurements are also now acceptable to demonstrate compliance (see below for details). When radiated measurements are utilized, test site requirements and procedures for maximizing and measuring radiated emissions that are described in ANSI C63.10 shall be followed.

Antenna-port conducted measurements may also be used as an alternative to radiated measurements for demonstrating compliance in the restricted frequency bands. If conducted measurements are performed, then proper impedance matching must be ensured and an additional radiated test for cabinet/case spurious emissions is required.

General Procedure for conducted measurements in restricted bands

- a) Measure the conducted output power (in dBm) using the detector specified (see guidance regarding measurement procedures for determining quasi-peak, peak, and average conducted output power, respectively).
- b) Add the appropriate maximum ground reflection factor to the EIRP level (6 dB for frequencies ≤ 30 MHz, 4.7 dB for frequencies between 30 MHz and 1000 MHz, inclusive and 0 dB for frequencies > 1000 MHz).
- c) For devices with multiple antenna-ports, measure the power of each individual chain and sum the EIRP of all chains in linear terms (e.g., Watts, mW).
- d) Convert the resultant EIRP level to an equivalent electric field strength using the following relationship:

$$E = \text{EIRP} - 20\log D + 104.8$$

where:

E = electric field strength in dB μ V/m,

EIRP = equivalent isotropic radiated power in dBm

D = specified measurement distance in meters.

- e) Compare the resultant electric field strength level to the applicable limit.
- f) Perform radiated spurious emission test.

Quasi-Peak measurement procedure

The specifications for measurements using the CISPR quasi-peak detector can be found in Publication 16 of the International Special Committee on Radio Frequency Interference (CISPR) of the International Electrotechnical Commission.

As an alternative to CISPR quasi-peak measurement, compliance can be demonstrated to the applicable

emission limits using a peak detector.

Peak power measurement procedure

Peak emission levels are measured by setting the instrument as follows:

- a) RBW = as specified in Table 1.
- b) VBW $\geq 3 \times$ RBW.
- c) Detector = Peak.
- d) Sweep time = auto.
- e) Trace mode = max hold.
- f) Allow sweeps to continue until the trace stabilizes. (Note that the required measurement time may be longer for low duty cycle applications).

Table 1—RBW as a function of frequency

Frequency	RBW
9-150 kHz	200-300 Hz
0.15-30 MHz	9-10 kHz
30-1000 MHz	100-120 kHz
> 1000 MHz	1 MHz

If the peak-detected amplitude can be shown to comply with the average limit, then it is not necessary to perform a separate average measurement.

Trace averaging across on and off times of the EUT transmissions followed by duty cycle correction

If continuous transmission of the EUT (i.e., duty cycle ≥ 98 percent) cannot be achieved and the duty cycle is constant (i.e., duty cycle variations are less than ± 2 percent), then the following procedure shall be used:

- a) The EUT shall be configured to operate at the maximum achievable duty cycle.
- b) Measure the duty cycle, x , of the transmitter output signal as described in section 6.0.
- c) RBW = 1 MHz (unless otherwise specified).
- d) VBW $\geq 3 \times$ RBW.
- e) Detector = RMS, if $\text{span}/(\# \text{ of points in sweep}) \leq (\text{RBW}/2)$. Satisfying this condition may require increasing the number of points in the sweep or reducing the span. If this condition cannot be satisfied, then the detector mode shall be set to peak.
- f) Averaging type = power (i.e., RMS).
 - 1) As an alternative, the detector and averaging type may be set for linear voltage averaging.
 - 2) Some instruments require linear display mode in order to use linear voltage averaging. Log or dB averaging shall not be used.
- g) Sweep time = auto.

h) Perform a trace average of at least 100 traces.

i) A correction factor shall be added to the measurement results prior to comparing to the emission limit in order to compute the emission level that would have been measured had the test been performed at 100 percent duty cycle. The correction factor is computed as follows:

1) If power averaging (RMS) mode was used in step f), then the applicable correction factor is $10 \log(1/x)$, where x is the duty cycle.

2) If linear voltage averaging mode was used in step f), then the applicable correction factor is $20 \log(1/x)$, where x is the duty cycle.

3) If a specific emission is demonstrated to be continuous (≥ 98 percent duty cycle) rather than turning on and off with the transmit cycle, then no duty cycle correction is required for that emission.

NOTE: Reduction of the measured emission amplitude levels to account for operational duty factor is not permitted. Compliance is based on emission levels occurring during transmission - not on an average across on and off times of the transmitter.

Determining the applicable transmit antenna gain

A conducted power measurement will determine the maximum output power associated with a restricted band emission; however, in order to determine the associated EIRP level, the gain of the transmitting antenna (in dBi) must be added to the measured output power (in dBm).

Since the out-of-band characteristics of the EUT transmit antenna will often be unknown, the use of a conservative antenna gain value is necessary. Thus, when determining the EIRP based on the measured conducted power, the upper bound on antenna gain for a device with a single RF output shall be selected as the maximum in-band gain of the antenna across all operating bands, or 2 dBi, whichever is greater. However, for devices that operate in multiple frequency bands while using the same transmit antenna, the highest gain of the antenna within the operating band nearest in frequency to the restricted band emission being measured may be used in lieu of the overall highest gain when the emission is at a frequency that is within 20 percent of the nearest band edge frequency, but in no case shall a value less than 2 dBi be used.

See KDB 662911 for guidance on calculating the additional array gain term when determining the effective antenna gain for a EUT with multiple outputs occupying the same or overlapping frequency ranges in the same band.

Radiated spurious emission test

An additional consideration when performing conducted measurements of restricted band emissions is that unwanted emissions radiating from the EUT cabinet, control circuits, power leads, or intermediate circuit elements will likely go undetected in a conducted measurement configuration. To address this concern, a radiated test shall be performed to ensure that emissions emanating from the EUT cabinet (rather than the antenna port) also comply with the applicable limits.

For these cabinet radiated spurious emission measurements the EUT transmit antenna may be replaced with a termination matching the nominal impedance of the antenna. Procedures for performing radiated measurements are specified in ANSI C63.10. All detected emissions shall comply with the applicable limits.

The measurement frequency range is from 30 MHz to the 10th harmonic of the fundamental frequency. The Turn Table is actuated to turn from 0° to 360°, and both horizontal and vertical polarizations of the Test Antenna are used to find the maximum radiated power. Mid channels on all channel bandwidth verified. Only the worst RB size/offset presented.

The power of the EUT transmitting frequency should be ignored.

All Spurious Emission tests were performed in X, Y, Z axis direction. And only the worst axis test condition was recorded in this test report.

Use the following spectrum analyzer settings:

Span = wide enough to fully capture the emission being measured

RBW = 1 MHz for $f \geq 1$ GHz, 100 kHz for $f < 1$ GHz

VBW \geq RBW

Sweep = auto

Detector function = peak

Trace = max hold

5.5.4 Test Result

Please refer to ANNEX A.6.

ANNEX A TEST RESULT

A.1 RF Output Power

Note 1: For FCC standard, if transmitting antennas of directional gain greater than 6 dBi are used, all band maximum conducted output power shall be reduced by the amount in dB that the directional gain of the antenna exceeds 6 dBi.

Duty Cycle

Test Mode	On Time (ms)	On+Off time (ms)	Duty Cycle
11a	1.3880	1.4240	97.47
11n (HT20)/11ac (VHT20)	1.3070	1.3460	97.10
11n (HT40)/11ac (VHT40)	0.6517	0.6880	94.72
11ac (VHT80)	0.3242	0.3597	90.13

Test Data

Conducted Power

U-NII-1 (5150 - 5250 MHz)					
Mode	Channel	Conducted Power (dBm)	Conducted Power (mW)	FCC Limit (mW)	Verdict
11a	CH36	13.19	20.84	250	Pass
11a	CH44	13.17	20.75	250	Pass
11a	CH48	13.69	23.39	250	Pass
11n (HT20)	CH36	13.18	20.80	250	Pass
11n (HT20)	CH44	13.15	20.65	250	Pass
11n (HT20)	CH48	13.67	23.28	250	Pass
11n (HT40)	CH38	14.15	26.00	250	Pass
11n (HT40)	CH46	14.05	25.41	250	Pass
11ac (VHT20)	CH36	13.25	21.13	250	Pass
11ac (VHT20)	CH44	13.16	20.70	250	Pass
11ac (VHT20)	CH48	13.65	23.17	250	Pass
11ac (VHT40)	CH38	14.43	27.73	250	Pass
11ac (VHT40)	CH46	14.26	26.67	250	Pass
11ac (VHT80)	CH42	14.42	27.67	250	Pass

U-NII-2A (5250 - 5350 MHz)					
Mode	Channel	Conducted Power (dBm)	Conducted Power (mW)	FCC Limit (mW)	Verdict
11a	CH52	14.26	26.67	250	Pass
11a	CH60	14.25	26.61	250	Pass
11a	CH64	14.25	26.61	250	Pass
11n (HT20)	CH52	14.21	26.36	250	Pass
11n (HT20)	CH60	14.28	26.79	250	Pass
11n (HT20)	CH64	14.36	27.29	250	Pass
11n (HT40)	CH54	14.26	26.67	250	Pass
11n (HT40)	CH62	14.49	28.12	250	Pass
11ac (VHT20)	CH52	14.31	26.98	250	Pass
11ac (VHT20)	CH60	14.25	26.61	250	Pass
11ac (VHT20)	CH64	14.42	27.67	250	Pass
11ac (VHT40)	CH54	14.30	26.92	250	Pass
11ac (VHT40)	CH62	14.48	28.05	250	Pass
11ac (VHT80)	CH58	14.58	28.71	250	Pass

U-NII-2C (5470 - 5725 MHz)					
Mode	Channel	Conducted Power (dBm)	Conducted Power (mW)	FCC Limit (mW)	Verdict
11a	CH100	14.46	27.93	250	Pass
11a	CH116	13.75	23.71	250	Pass
11a	CH140	14.08	25.59	250	Pass
11n (HT20)	CH100	14.51	28.25	250	Pass
11n (HT20)	CH116	13.71	23.50	250	Pass
11n (HT20)	CH140	14.02	25.23	250	Pass
11n (HT40)	CH102	14.67	29.31	250	Pass
11n (HT40)	CH118	13.96	24.89	250	Pass
11n (HT40)	CH134	13.98	25.00	250	Pass
11ac (VHT20)	CH100	14.59	28.77	250	Pass
11ac (VHT20)	CH116	13.72	23.55	250	Pass
11ac (VHT20)	CH140	14.05	25.41	250	Pass
11ac (VHT40)	CH102	14.72	29.65	250	Pass
11ac (VHT40)	CH118	13.93	24.72	250	Pass
11ac (VHT40)	CH134	14.02	25.23	250	Pass
11ac (VHT80)	CH106	14.59	28.77	250	Pass
11ac (VHT80)	CH122	13.87	24.38	250	Pass

U-NII-3 (5725 - 5850 MHz)					
Mode	Channel	Conducted Power (dBm)	Conducted Power (mW)	FCC Limit (mW)	Verdict
11a	CH149	13.77	23.82	1000	Pass
11a	CH157	13.76	23.77	1000	Pass
11a	CH165	13.58	22.80	1000	Pass
11n (HT20)	CH149	13.72	23.55	1000	Pass
11n (HT20)	CH157	13.59	22.86	1000	Pass
11n (HT20)	CH165	13.39	21.83	1000	Pass
11n (HT40)	CH151	14.84	30.48	1000	Pass
11n (HT40)	CH159	14.75	29.85	1000	Pass
11ac (VHT20)	CH149	13.76	23.77	1000	Pass
11ac (VHT20)	CH157	13.58	22.80	1000	Pass
11ac (VHT20)	CH165	13.39	21.83	1000	Pass
11ac (VHT40)	CH151	14.91	30.97	1000	Pass
11ac (VHT40)	CH159	14.82	30.34	1000	Pass
11ac (VHT80)	CH155	13.93	24.72	1000	Pass

A.2 Emission Bandwidth & 99% Bandwidth

Note: Test plots please refer to the document "Annex No.: BL-SZ2391253-604 Data Part 1.pdf".

Test Data

U-NII-1 (5150 - 5250 MHz)			
Mode	Channel	26 dB Bandwidth (MHz)	99% Bandwidth (MHz)
11a	CH36	22.93	16.60
11a	CH44	22.74	16.59
11a	CH48	22.80	16.61
11n (HT20)	CH36	23.81	17.76
11n (HT20)	CH44	23.68	17.75
11n (HT20)	CH48	23.78	17.76
11n (HT40)	CH38	41.75	36.25
11n (HT40)	CH46	41.45	36.22
11ac (VHT20)	CH36	23.39	17.76
11ac (VHT20)	CH44	23.32	17.74
11ac (VHT20)	CH48	23.41	17.78
11ac (VHT40)	CH38	41.63	36.25
11ac (VHT40)	CH46	41.79	36.24
11ac (VHT80)	CH42	84.57	75.91

U-NII-2A (5250 - 5350 MHz)			
Mode	Channel	26 dB Bandwidth (MHz)	99% Bandwidth (MHz)
11a	CH52	22.59	16.58
11a	CH60	22.69	16.59
11a	CH64	22.66	16.58
11n (HT20)	CH52	23.59	17.75
11n (HT20)	CH60	23.58	17.76
11n (HT20)	CH64	23.44	17.74
11n (HT40)	CH54	41.81	36.24
11n (HT40)	CH62	41.54	36.25
11ac (VHT20)	CH52	23.77	17.76
11ac (VHT20)	CH60	23.42	17.75
11ac (VHT20)	CH64	23.24	17.76
11ac (VHT40)	CH54	41.61	36.24
11ac (VHT40)	CH62	41.45	36.25
11ac (VHT80)	CH58	84.69	75.93

U-NII-2C (5470 - 5725 MHz)			
Mode	Channel	26 dB Bandwidth (MHz)	99% Bandwidth (MHz)
11a	CH100	22.74	16.59
11a	CH116	22.67	16.62
11a	CH140	22.76	16.62
11n (HT20)	CH100	23.42	17.75
11n (HT20)	CH116	23.35	17.75
11n (HT20)	CH140	23.47	17.78
11n (HT40)	CH102	41.51	36.24
11n (HT40)	CH118	41.72	36.25
11n (HT40)	CH134	41.45	36.22
11ac (VHT20)	CH100	22.71	17.75
11ac (VHT20)	CH116	23.86	17.76
11ac (VHT20)	CH140	23.42	17.77
11ac (VHT40)	CH102	41.86	36.24
11ac (VHT40)	CH118	41.61	36.24
11ac (VHT40)	CH134	41.31	36.24
11ac (VHT80)	CH106	84.12	75.88
11ac (VHT80)	CH122	84.68	75.87

U-NII-3 (5725 - 5850 MHz)			
Mode	Channel	26 dB Bandwidth (MHz)	99% Bandwidth (MHz)
11a	CH149	23.21	16.61
11a	CH157	22.72	16.61
11a	CH165	22.81	16.61
11n (HT20)	CH149	23.44	17.75
11n (HT20)	CH157	23.33	17.78
11n (HT20)	CH165	23.42	17.76
11n (HT40)	CH151	41.43	36.25
11n (HT40)	CH159	41.42	36.26
11ac (VHT20)	CH149	23.84	17.75
11ac (VHT20)	CH157	23.21	17.78
11ac (VHT20)	CH165	23.38	17.75
11ac (VHT40)	CH151	41.79	36.24
11ac (VHT40)	CH159	41.30	36.26
11ac (VHT80)	CH155	84.29	75.96

A.3 6 dB Bandwidth

Note: Test plots please refer to the document "Annex No.: BL-SZ2391253-604 Data Part 2.pdf".

Test Data

U-NII-3 (5725 - 5850 MHz)				
Mode	Channel	6 dB Bandwidth (MHz)	Limit (kHz)	Verdict
11a	CH149	15.25	500.00	Pass
11a	CH157	15.25	500.00	Pass
11a	CH165	15.45	500.00	Pass
11n (HT20)	CH149	15.25	500.00	Pass
11n (HT20)	CH157	15.25	500.00	Pass
11n (HT20)	CH165	15.25	500.00	Pass
11n (HT40)	CH151	36.15	500.00	Pass
11n (HT40)	CH159	36.00	500.00	Pass
11ac (VHT20)	CH149	15.25	500.00	Pass
11ac (VHT20)	CH157	15.25	500.00	Pass
11ac (VHT20)	CH165	15.20	500.00	Pass
11ac (VHT40)	CH151	36.10	500.00	Pass
11ac (VHT40)	CH159	36.00	500.00	Pass
11ac (VHT80)	CH155	75.25	500.00	Pass

A.4 Power Spectral Density

Note ¹: Test plots please refer to the document "Annex No.: BL-SZ2391253-604 Data Part 3.pdf".

Test Data

U-NII-1 (5150 - 5250 MHz)				
Mode	Channel	PSD (dBm/MHz)	Limit (dBm/MHz)	Verdict
11a	CH36	2.61	11.00	Pass
11a	CH44	2.51	11.00	Pass
11a	CH48	3.12	11.00	Pass
11n (HT20)	CH36	2.39	11.00	Pass
11n (HT20)	CH44	2.17	11.00	Pass
11n (HT20)	CH48	2.64	11.00	Pass
11n (HT40)	CH38	-0.34	11.00	Pass
11n (HT40)	CH46	-0.64	11.00	Pass
11ac (VHT20)	CH36	2.44	11.00	Pass
11ac (VHT20)	CH44	2.20	11.00	Pass
11ac (VHT20)	CH48	2.76	11.00	Pass
11ac (VHT40)	CH38	-0.63	11.00	Pass
11ac (VHT40)	CH46	0.91	11.00	Pass
11ac (VHT80)	CH42	-3.54	11.00	Pass

U-NII-2A (5250 - 5350 MHz)				
Mode	Channel	PSD (dBm/MHz)	Limit (dBm/MHz)	Verdict
11a	CH52	3.70	11.00	Pass
11a	CH60	3.72	11.00	Pass
11a	CH64	3.79	11.00	Pass
11n (HT20)	CH52	3.17	11.00	Pass
11n (HT20)	CH60	3.36	11.00	Pass
11n (HT20)	CH64	3.38	11.00	Pass
11n (HT40)	CH54	0.28	11.00	Pass
11n (HT40)	CH62	0.44	11.00	Pass
11ac (VHT20)	CH52	3.26	11.00	Pass
11ac (VHT20)	CH60	3.36	11.00	Pass
11ac (VHT20)	CH64	3.38	11.00	Pass
11ac (VHT40)	CH54	0.25	11.00	Pass
11ac (VHT40)	CH62	0.35	11.00	Pass
11ac (VHT80)	CH58	-2.41	11.00	Pass

U-NII-2C (5470 - 5725 MHz)				
Mode	Channel	PSD (dBm/MHz)	Limit (dBm/MHz)	Verdict
11a	CH100	3.70	11.00	Pass
11a	CH116	2.44	11.00	Pass
11a	CH140	2.98	11.00	Pass
11n (HT20)	CH100	3.94	11.00	Pass
11n (HT20)	CH116	2.96	11.00	Pass
11n (HT20)	CH140	2.68	11.00	Pass
11n (HT40)	CH102	1.11	11.00	Pass
11n (HT40)	CH118	0.02	11.00	Pass
11n (HT40)	CH134	-0.26	11.00	Pass
11ac (VHT20)	CH100	3.98	11.00	Pass
11ac (VHT20)	CH116	2.97	11.00	Pass
11ac (VHT20)	CH140	2.65	11.00	Pass
11ac (VHT40)	CH102	1.11	11.00	Pass
11ac (VHT40)	CH118	0.00	11.00	Pass
11ac (VHT40)	CH134	-0.28	11.00	Pass
11ac (VHT80)	CH106	-2.23	11.00	Pass
11ac (VHT80)	CH122	-3.20	11.00	Pass

U-NII-3 (5725 - 5850 MHz)				
Mode	Channel	PSD (dBm/500kHz)	Limit (dBm/500kHz)	Verdict
11a	CH149	0.07	30.00	Pass
11a	CH157	-0.14	30.00	Pass
11a	CH165	0.10	30.00	Pass
11n (HT20)	CH149	-0.41	30.00	Pass
11n (HT20)	CH157	-0.45	30.00	Pass
11n (HT20)	CH165	-0.16	30.00	Pass
11n (HT40)	CH151	-3.11	30.00	Pass
11n (HT40)	CH159	-3.23	30.00	Pass
11ac (VHT20)	CH149	-0.33	30.00	Pass
11ac (VHT20)	CH157	-0.45	30.00	Pass
11ac (VHT20)	CH165	-0.26	30.00	Pass
11ac (VHT40)	CH151	-3.03	30.00	Pass
11ac (VHT40)	CH159	-3.22	30.00	Pass
11ac (VHT80)	CH155	-6.24	30.00	Pass

A.5 Conducted Emissions

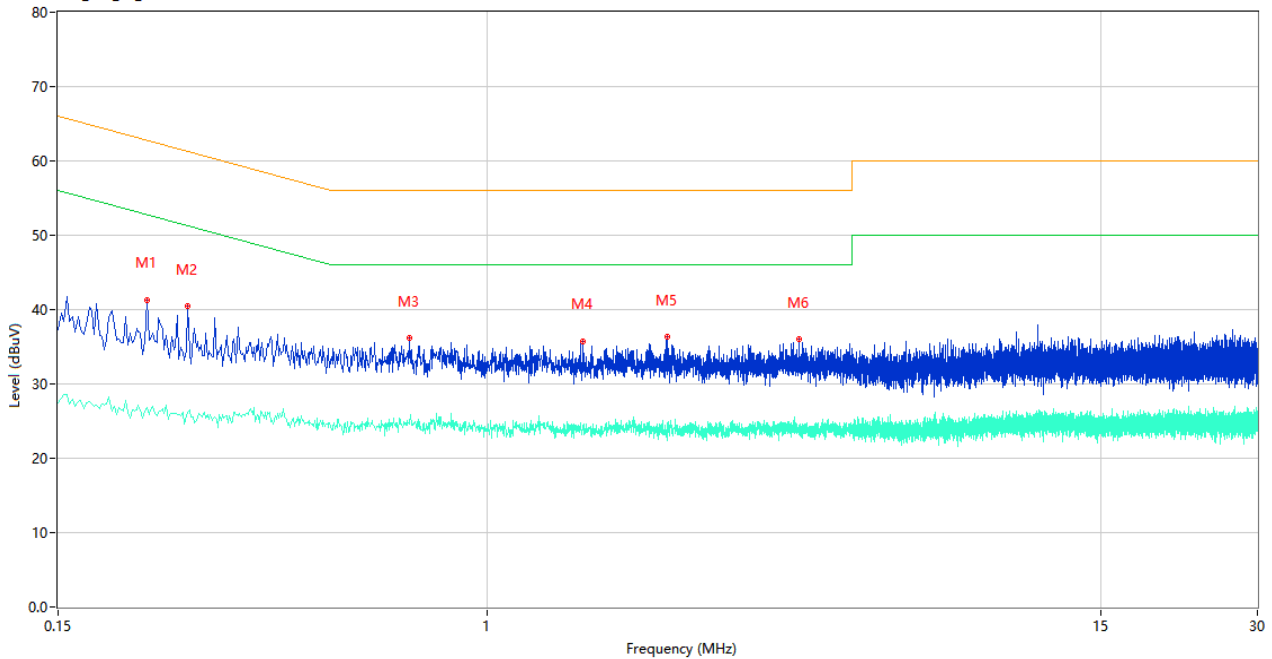
Note¹: The EUT is working in the Normal link mode. All modes have been tested and normal link mode is worst.

Note²: Devices subject to Part 15 must be tested for all available U.S. voltages and frequencies (such as a nominal 120 VAC, 60 Hz and 240 VAC, 50 Hz) for which the device is capable of operation. So, The configuration 120 VAC, 60 Hz and 240 VAC, 50 Hz were tested respectively, but only the worst configuration (120 VAC, 60 Hz) shown here.

Test Data and Plots

PHASE L

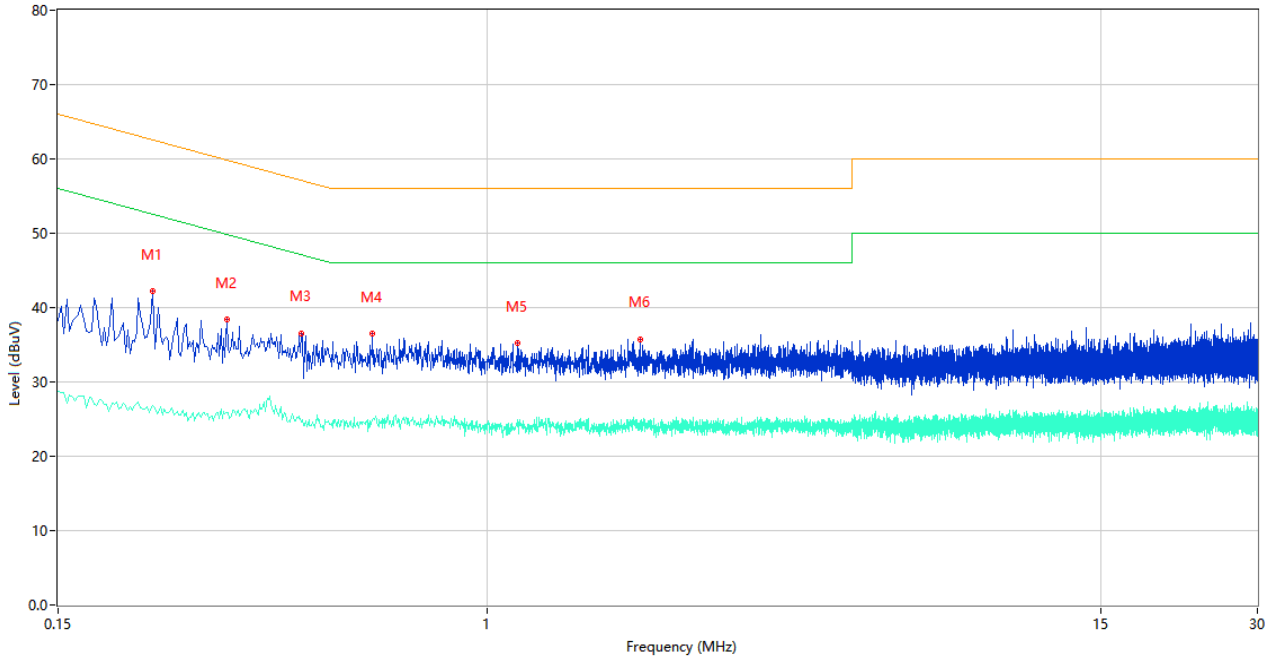
CE Test case_FCC_CE_FCC PART 15C



No.	Frequency (MHz)	Results (dBuV)	Factor (dB)	Limit (dBuV)	Margin (dB)	Detector	Line	Verdict
1	0.222	41.32	9.77	62.74	21.42	Peak	L	Pass
1**	0.222	26.89	9.77	52.74	25.85	AV	L	Pass
2	0.266	40.45	9.76	61.24	20.79	Peak	L	Pass
2**	0.266	26.25	9.76	51.24	24.99	AV	L	Pass
3	0.710	36.19	10.56	56.00	19.81	Peak	L	Pass
3**	0.710	24.76	10.56	46.00	21.24	AV	L	Pass
4	1.526	35.73	10.21	56.00	20.27	Peak	L	Pass
4**	1.526	24.01	10.21	46.00	21.99	AV	L	Pass
5	2.218	36.27	10.04	56.00	19.73	Peak	L	Pass
5**	2.218	24.72	10.04	46.00	21.28	AV	L	Pass
6	3.964	36.01	10.03	56.00	19.99	Peak	L	Pass
6**	3.964	24.30	10.03	46.00	21.70	AV	L	Pass

PHASE N

CE Test case_FCC_CE_FCC PART 15C



No.	Frequency (MHz)	Results (dBuV)	Factor (dB)	Limit (dBuV)	Margin (dB)	Detector	Line	Verdict
1	0.228	42.22	9.77	62.52	20.30	Peak	N	Pass
1**	0.228	26.87	9.77	52.52	25.65	AV	N	Pass
2	0.316	38.39	10.08	59.81	21.42	Peak	N	Pass
2**	0.316	25.89	10.08	49.81	23.92	AV	N	Pass
3	0.440	36.55	10.13	57.06	20.51	Peak	N	Pass
3**	0.440	24.54	10.13	47.06	22.52	AV	N	Pass
4	0.602	36.50	10.17	56.00	19.50	Peak	N	Pass
4**	0.602	24.96	10.17	46.00	21.04	AV	N	Pass
5	1.144	35.17	10.37	56.00	20.83	Peak	N	Pass
5**	1.144	24.97	10.37	46.00	21.03	AV	N	Pass
6	1.966	35.75	10.19	56.00	20.25	Peak	N	Pass
6**	1.966	24.07	10.19	46.00	21.93	AV	N	Pass

A.6 Radiated Spurious Emissions and Band Edge (Restricted-band)

Note¹: The symbol of "--" in the table which means not application.

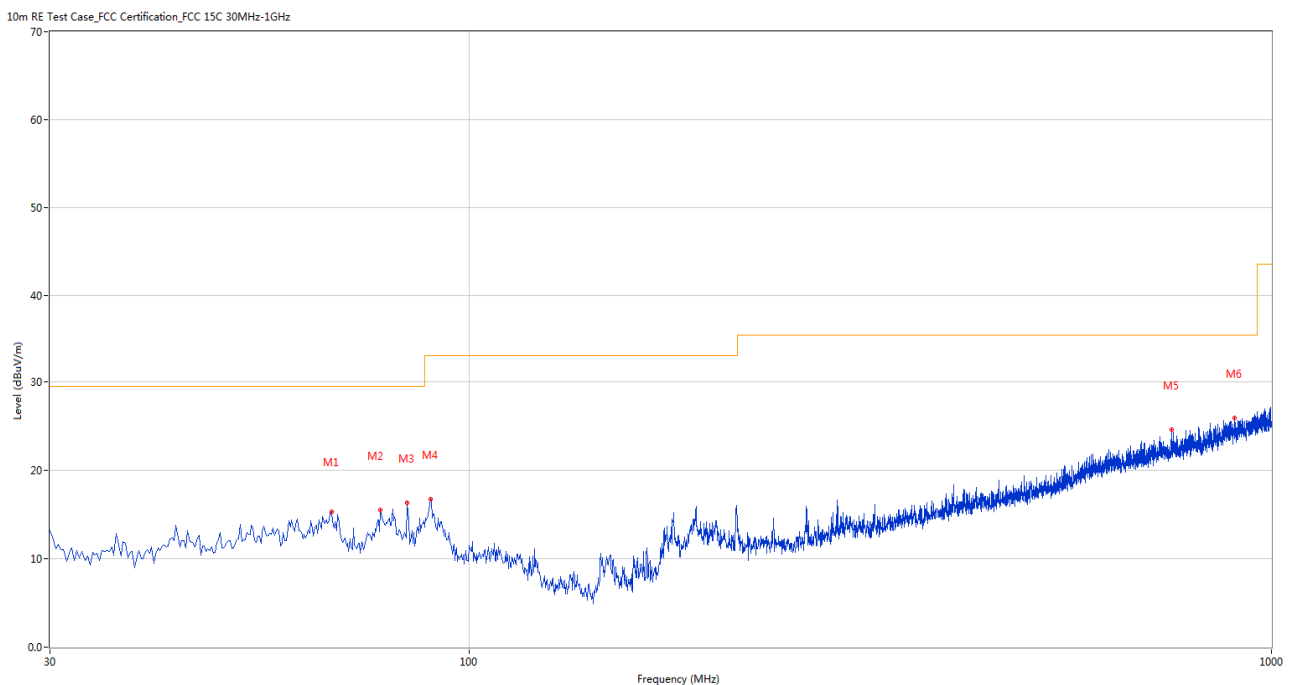
Note²: For the test data above 1 GHz, According the ANSI C63.4, where limits are specified for both average and peak (or quasi-peak) detector functions, if the peak (or quasi-peak) measured value complies with the average limit, it is unnecessary to perform an average measurement.

Note³: The low frequency, which started from 9 kHz to 30 MHz, was pre-scanned and the result which was 20 dB lower than the limit line per 15.31(o) was not reported.

Note⁴: The EUT is working in the Normal link mode below 1 GHz. All modes have been tested and normal link mode is worst.

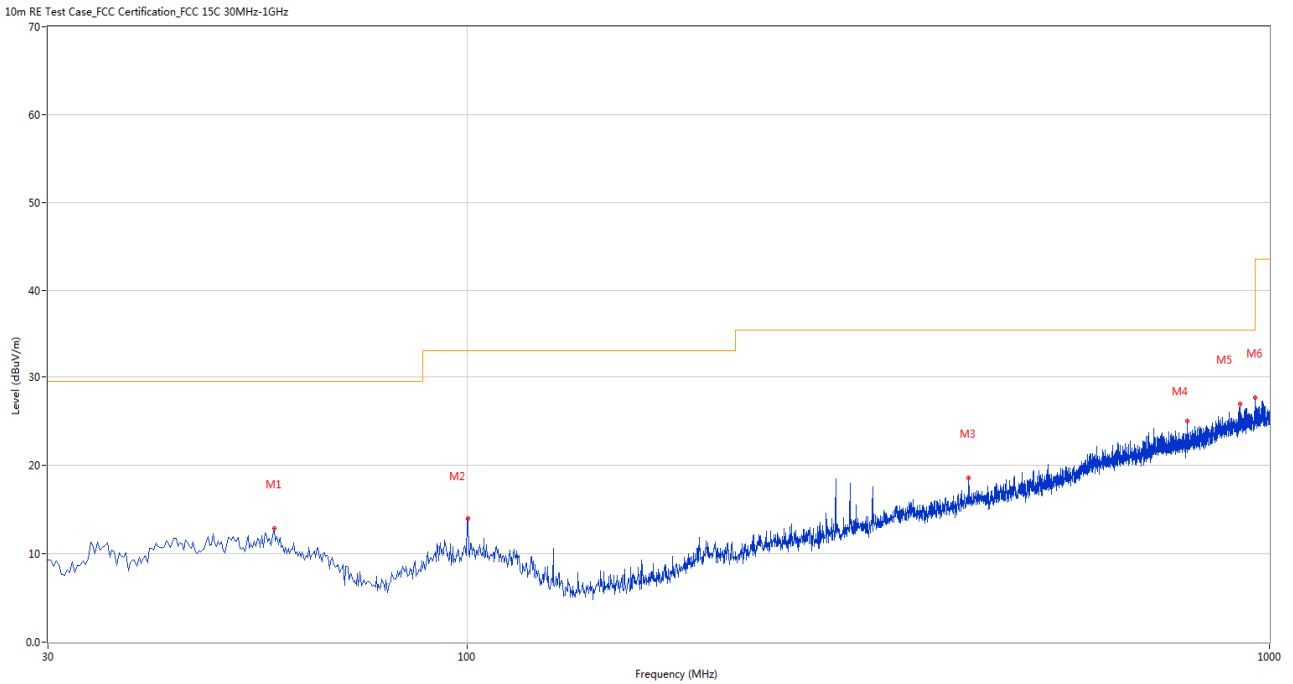
Test Data and Plots

30 MHz to 1 GHz, ANT H



No.	Frequency (MHz)	Results (dBuV/m)	Factor (dB)	Limit (dBuV/m)	Margin (dB)	Detector	Table (Degree)	Height (cm)	Antenna	Verdict
1	67.336	15.34	-29.00	29.5	14.16	Peak	13.00	100	Vertical	Pass
2	77.518	15.48	-32.28	29.5	14.02	Peak	124.00	200	Vertical	Pass
3	83.579	16.31	-31.22	29.5	13.19	Peak	121.00	100	Vertical	Pass
4	89.398	16.73	-29.75	33.0	16.27	Peak	72.00	100	Vertical	Pass
5	751.015	24.63	-15.12	35.5	10.87	Peak	134.00	200	Vertical	Pass
6	899.145	26.01	-12.78	35.5	9.49	Peak	217.00	200	Vertical	Pass

30 MHz to 1 GHz, ANT V



No.	Frequency (MHz)	Results (dBuV/m)	Factor (dB)	Limit (dBuV/m)	Margin (dB)	Detector	Table (Degree)	Height (cm)	Antenna	Verdict
1	57.396	12.86	-27.19	29.5	16.64	Peak	360.00	200	Horizontal	Pass
2	100.065	13.99	-27.96	33.0	19.01	Peak	0.00	200	Horizontal	Pass
3	421.782	18.60	-22.08	35.5	16.90	Peak	156.00	100	Horizontal	Pass
4	790.775	25.00	-14.63	35.5	10.50	Peak	16.00	200	Horizontal	Pass
5	919.995	26.95	-12.15	35.5	8.55	Peak	34.00	200	Horizontal	Pass
6	959.513	27.65	-12.07	35.5	7.85	Peak	345.00	100	Horizontal	Pass

Note 1: The marked “N/A” spikes near 5150MHz-5850MHz MHz with circle should be ignored because they are Fundamental signal.

Note 2: The spurious from 18GHz to 40GHz is noise only, do not show on the report.

11a, U-NII-1, 1 GHz to 18 GHz, Low Channel, ANT H

No.	Frequency (MHz)	Results (dBuV/m)	Factor (dB)	Limit (dBuV/m)	Over Limit (dB)	Detector	Table (Degree)	Height (cm)	Antenna	Verdict
1	1496.600	38.17	-17.39	74.0	35.83	Peak	0.00	200	Horizontal	Pass
1**	1496.600	28.84	-17.39	54.0	25.16	AV	0.00	200	Horizontal	Pass
2	4049.400	49.36	-5.11	74.0	24.64	Peak	31.00	300	Horizontal	Pass
2**	4049.400	39.01	-5.11	54.0	14.99	AV	31.00	300	Horizontal	Pass
3	5178.600	101.88	-2.65	--	--	Peak	220.00	150	Horizontal	N/A
3**	5178.600	94.69	-2.65	--	--	AV	220.00	150	Horizontal	N/A
4	7306.475	49.17	-2.78	74.0	24.83	Peak	201.00	200	Horizontal	Pass
4**	7306.475	39.79	-2.78	54.0	14.21	AV	201.00	200	Horizontal	Pass
5	12277.925	52.82	1.73	74.0	21.18	Peak	87.00	150	Horizontal	Pass
5**	12277.925	43.68	1.73	54.0	10.32	AV	87.00	150	Horizontal	Pass
6	16167.224	55.82	1.09	74.0	18.18	Peak	360.00	200	Horizontal	Pass
6**	16167.224	46.48	1.09	54.0	7.52	AV	360.00	200	Horizontal	Pass

11a, U-NII-1, 1 GHz to 18 GHz, Low Channel, ANT V

No.	Frequency (MHz)	Results (dBuV/m)	Factor (dB)	Limit (dBuV/m)	Over Limit (dB)	Detector	Table (Degree)	Height (cm)	Antenna	Verdict
1	1619.700	39.02	-17.60	74.0	34.98	Peak	49.00	100	Vertical	Pass
1**	1619.700	29.72	-17.60	54.0	24.28	AV	49.00	100	Vertical	Pass
2	4279.600	49.54	-4.51	74.0	24.46	Peak	231.00	300	Vertical	Pass
2**	4279.600	40.02	-4.51	54.0	13.98	AV	231.00	300	Vertical	Pass
3	5176.400	94.32	-2.68	--	--	Peak	329.00	200	Vertical	N/A
3**	5176.400	86.19	-2.68	--	--	AV	329.00	200	Vertical	N/A
4	7337.812	48.92	-3.33	74.0	25.08	Peak	206.00	200	Vertical	Pass
4**	7337.812	40.41	-3.33	54.0	13.59	AV	206.00	200	Vertical	Pass
5	11953.912	52.83	1.22	74.0	21.17	Peak	94.00	150	Vertical	Pass
5**	11953.912	43.75	1.22	54.0	10.25	AV	94.00	150	Vertical	Pass
6	15855.375	55.52	1.17	74.0	18.48	Peak	84.00	300	Vertical	Pass
6**	15855.375	46.25	1.17	54.0	7.75	AV	84.00	300	Vertical	Pass

11a, U-NII-1, 1 GHz to 18 GHz, Middle Channel, ANT H

No.	Frequency (MHz)	Results (dBuV/m)	Factor (dB)	Limit (dBuV/m)	Over Limit (dB)	Detector	Table (Degree)	Height (cm)	Antenna	Verdict
1	1436.100	38.74	-17.47	74.0	35.26	Peak	23.00	100	Horizontal	Pass
1**	1436.100	29.39	-17.47	54.0	24.61	AV	23.00	100	Horizontal	Pass
2	4380.800	49.47	-4.55	74.0	24.53	Peak	139.00	100	Horizontal	Pass
2**	4380.800	40.66	-4.55	54.0	13.34	AV	139.00	100	Horizontal	Pass
3	5219.200	101.88	-2.67	--	--	Peak	223.00	200	Horizontal	N/A
3**	5219.200	95.90	-2.67	--	--	AV	223.00	200	Horizontal	N/A
4	7332.638	49.25	-3.76	74.0	24.75	Peak	253.00	400	Horizontal	Pass
4**	7332.638	39.86	-3.76	54.0	14.14	AV	253.00	400	Horizontal	Pass
5	12283.388	52.93	1.78	74.0	21.07	Peak	64.00	150	Horizontal	Pass
5**	12283.388	43.37	1.78	54.0	10.63	AV	64.00	150	Horizontal	Pass
6	16099.237	56.00	1.22	74.0	18.00	Peak	320.00	200	Horizontal	Pass
6**	16099.237	46.54	1.22	54.0	7.46	AV	320.00	200	Horizontal	Pass

11a, U-NII-1, 1 GHz to 18 GHz, Middle Channel, ANT V

No.	Frequency (MHz)	Results (dBuV/m)	Factor (dB)	Limit (dBuV/m)	Over Limit (dB)	Detector	Table (Degree)	Height (cm)	Antenna	Verdict
1	1498.200	40.08	-17.55	74.0	33.92	Peak	94.00	300	Vertical	Pass
1**	1498.200	28.87	-17.55	54.0	25.13	AV	94.00	300	Vertical	Pass
2	4216.200	49.42	-4.97	74.0	24.58	Peak	28.00	100	Vertical	Pass
2**	4216.200	39.94	-4.97	54.0	14.06	AV	28.00	100	Vertical	Pass
3	5222.000	94.93	-2.73	--	--	Peak	318.00	200	Vertical	N/A
3**	5222.000	86.87	-2.73	--	--	AV	318.00	200	Vertical	N/A
4	7344.425	49.24	-3.29	74.0	24.76	Peak	45.00	200	Vertical	Pass
4**	7344.425	39.98	-3.29	54.0	14.02	AV	45.00	200	Vertical	Pass
5	12297.763	53.01	1.52	74.0	20.99	Peak	287.00	150	Vertical	Pass
5**	12297.763	45.31	1.52	54.0	8.69	AV	287.00	150	Vertical	Pass
6	15856.687	56.17	1.10	74.0	17.83	Peak	259.00	200	Vertical	Pass
6**	15856.687	46.56	1.10	54.0	7.44	AV	259.00	200	Vertical	Pass
1	1498.200	40.08	-17.55	74.0	33.92	Peak	94.00	300	Vertical	Pass

11a, U-NII-1, 1 GHz to 18 GHz, High Channel, ANT H

No.	Frequency (MHz)	Results (dBuV/m)	Factor (dB)	Limit (dBuV/m)	Over Limit (dB)	Detector	Table (Degree)	Height (cm)	Antenna	Verdict
1	1439.900	38.47	-17.44	74.0	35.53	Peak	225.00	300	Horizontal	Pass
1**	1439.900	28.27	-17.44	54.0	25.73	AV	225.00	300	Horizontal	Pass
2	4377.800	49.81	-4.59	74.0	24.19	Peak	320.00	200	Horizontal	Pass
2**	4377.800	39.69	-4.59	54.0	14.31	AV	320.00	200	Horizontal	Pass
3	5241.200	104.63	-2.21	--	--	Peak	228.00	200	Horizontal	N/A
3**	5241.200	96.61	-2.21	--	--	AV	228.00	200	Horizontal	N/A
4	7338.100	49.11	-3.34	74.0	24.89	Peak	284.00	100	Horizontal	Pass
4**	7338.100	40.35	-3.34	54.0	13.65	AV	284.00	100	Horizontal	Pass
5	12279.363	53.38	1.78	74.0	20.62	Peak	31.00	150	Horizontal	Pass
5**	12279.363	45.21	1.78	54.0	8.79	AV	31.00	150	Horizontal	Pass
6	15856.162	55.59	1.13	74.0	18.41	Peak	70.00	400	Horizontal	Pass
6**	15856.162	46.20	1.13	54.0	7.80	AV	70.00	400	Horizontal	Pass

11a, U-NII-1, 1 GHz to 18 GHz, High Channel, ANT V

No.	Frequency (MHz)	Results (dBuV/m)	Factor (dB)	Limit (dBuV/m)	Over Limit (dB)	Detector	Table (Degree)	Height (cm)	Antenna	Verdict
1	1470.700	38.21	-17.42	74.0	35.79	Peak	307.00	200	Vertical	Pass
1**	1470.700	28.81	-17.42	54.0	25.19	AV	307.00	200	Vertical	Pass
2	4394.600	49.70	-4.71	74.0	24.30	Peak	346.00	400	Vertical	Pass
2**	4394.600	39.86	-4.71	54.0	14.14	AV	346.00	400	Vertical	Pass
3	5242.000	96.83	-2.19	--	--	Peak	131.00	200	Vertical	N/A
3**	5242.000	89.50	-2.19	--	--	AV	131.00	200	Vertical	N/A
4	7303.025	49.40	-2.70	74.0	24.60	Peak	47.00	400	Vertical	Pass
4**	7303.025	39.59	-2.70	54.0	14.41	AV	47.00	400	Vertical	Pass
5	12288.850	53.14	1.69	74.0	20.86	Peak	316.00	150	Vertical	Pass
5**	12288.850	44.03	1.69	54.0	9.97	AV	316.00	150	Vertical	Pass
6	15807.075	56.45	2.23	74.0	17.55	Peak	255.00	400	Vertical	Pass
6**	15807.075	45.81	2.23	54.0	8.19	AV	255.00	400	Vertical	Pass

11n20, U-NII-1, 1 GHz to 18 GHz, Low Channel, ANT H

No.	Frequency (MHz)	Results (dBuV/m)	Factor (dB)	Limit (dBuV/m)	Over Limit (dB)	Detector	Table (Degree)	Height (cm)	Antenna	Verdict
1	1449.300	38.61	-17.39	74.0	35.39	Peak	13.00	200	Horizontal	Pass
1**	1449.300	29.17	-17.39	54.0	24.83	AV	13.00	200	Horizontal	Pass
2	4366.200	49.25	-4.24	74.0	24.75	Peak	216.00	400	Horizontal	Pass
2**	4366.200	40.49	-4.24	54.0	13.51	AV	216.00	400	Horizontal	Pass
3	5183.200	102.00	-2.63	--	--	Peak	227.00	150	Horizontal	N/A
3**	5183.200	94.50	-2.63	--	--	AV	227.00	150	Horizontal	N/A
4	7335.225	48.95	-3.30	74.0	25.05	Peak	125.00	200	Horizontal	Pass
4**	7335.225	41.37	-3.30	54.0	12.63	AV	125.00	200	Horizontal	Pass
5	12286.262	53.18	1.75	74.0	20.82	Peak	268.00	100	Horizontal	Pass
5**	12286.262	43.80	1.75	54.0	10.20	AV	268.00	100	Horizontal	Pass
6	15619.651	55.93	1.62	74.0	18.07	Peak	290.00	400	Horizontal	Pass
6**	15619.651	46.25	1.62	54.0	7.75	AV	290.00	400	Horizontal	Pass

11n20, U-NII-1, 1 GHz to 18 GHz, Low Channel, ANT V

No.	Frequency (MHz)	Results (dBuV/m)	Factor (dB)	Limit (dBuV/m)	Over Limit (dB)	Detector	Table (Degree)	Height (cm)	Antenna	Verdict
1	1556.800	40.11	-17.37	74.0	33.89	Peak	114.00	400	Vertical	Pass
1**	1556.800	29.30	-17.37	54.0	24.70	AV	114.00	400	Vertical	Pass
2	4371.600	49.35	-4.23	74.0	24.65	Peak	28.00	100	Vertical	Pass
2**	4371.600	41.29	-4.23	54.0	12.71	AV	28.00	100	Vertical	Pass
3	5180.800	93.96	-2.56	--	--	Peak	325.00	100	Vertical	N/A
3**	5180.800	86.71	-2.56	--	--	AV	325.00	100	Vertical	N/A
4	7553.725	49.14	-3.36	74.0	24.86	Peak	360.00	200	Vertical	Pass
4**	7553.725	38.60	-3.36	54.0	15.40	AV	360.00	200	Vertical	Pass
5	12284.826	52.87	1.78	74.0	21.13	Peak	360.00	200	Vertical	Pass
5**	12284.826	43.93	1.78	54.0	10.07	AV	360.00	200	Vertical	Pass
6	15522.787	55.43	1.39	74.0	18.57	Peak	105.00	400	Vertical	Pass
6**	15522.787	46.01	1.39	54.0	7.99	AV	105.00	400	Vertical	Pass

11n20, U-NII-1, 1 GHz to 18 GHz, Middle Channel, ANT H

No.	Frequency (MHz)	Results (dBuV/m)	Factor (dB)	Limit (dBuV/m)	Over Limit (dB)	Detector	Table (Degree)	Height (cm)	Antenna	Verdict
1	1503.300	38.91	-17.43	74.0	35.09	Peak	248.00	200	Horizontal	Pass
1**	1503.300	30.37	-17.43	54.0	23.63	AV	248.00	200	Horizontal	Pass
2	4374.200	50.17	-4.72	74.0	23.83	Peak	84.00	300	Horizontal	Pass
2**	4374.200	40.42	-4.72	54.0	13.58	AV	84.00	300	Horizontal	Pass
3	5218.800	102.31	-2.66	--	--	Peak	230.00	100	Horizontal	N/A
3**	5218.800	94.39	-2.66	--	--	AV	230.00	100	Horizontal	N/A
4	7362.537	49.24	-3.72	74.0	24.76	Peak	241.00	200	Horizontal	Pass
4**	7362.537	39.27	-3.72	54.0	14.73	AV	241.00	200	Horizontal	Pass
5	12287.988	52.89	1.71	74.0	21.11	Peak	294.00	200	Horizontal	Pass
5**	12287.988	44.12	1.71	54.0	9.88	AV	294.00	200	Horizontal	Pass
6	15646.425	55.57	1.22	74.0	18.43	Peak	342.00	400	Horizontal	Pass
6**	15646.425	46.17	1.22	54.0	7.83	AV	342.00	400	Horizontal	Pass

11n20, U-NII-1, 1 GHz to 18 GHz, Middle Channel, ANT V

No.	Frequency (MHz)	Results (dBuV/m)	Factor (dB)	Limit (dBuV/m)	Over Limit (dB)	Detector	Table (Degree)	Height (cm)	Antenna	Verdict
1	1607.000	39.84	-17.88	74.0	34.16	Peak	95.00	200	Vertical	Pass
1**	1607.000	28.45	-17.88	54.0	25.55	AV	95.00	200	Vertical	Pass
2	4279.600	50.01	-4.51	74.0	23.99	Peak	37.00	200	Vertical	Pass
2**	4279.600	40.03	-4.51	54.0	13.97	AV	37.00	200	Vertical	Pass
3	5219.400	93.63	-2.68	--	--	Peak	313.00	200	Vertical	N/A
3**	5219.400	86.92	-2.68	--	--	AV	313.00	200	Vertical	N/A
4	7614.962	49.46	-2.87	74.0	24.54	Peak	78.00	300	Vertical	Pass
4**	7614.962	40.48	-2.87	54.0	13.52	AV	78.00	300	Vertical	Pass
5	12277.063	52.80	1.69	74.0	21.20	Peak	14.00	100	Vertical	Pass
5**	12277.063	44.10	1.69	54.0	9.90	AV	14.00	100	Vertical	Pass
6	15509.137	55.47	1.41	74.0	18.53	Peak	163.00	400	Vertical	Pass
6**	15509.137	45.90	1.41	54.0	8.10	AV	163.00	400	Vertical	Pass

11n20, U-NII-1, 1 GHz to 18 GHz, High Channel, ANT H

No.	Frequency (MHz)	Results (dBuV/m)	Factor (dB)	Limit (dBuV/m)	Over Limit (dB)	Detector	Table (Degree)	Height (cm)	Antenna	Verdict
1	1466.800	38.77	-17.53	74.0	35.23	Peak	267.00	200	Horizontal	Pass
1**	1466.800	29.21	-17.53	54.0	24.79	AV	267.00	200	Horizontal	Pass
2	4354.800	50.39	-3.86	74.0	23.61	Peak	282.00	300	Horizontal	Pass
2**	4354.800	40.83	-3.86	54.0	13.17	AV	282.00	300	Horizontal	Pass
3	5243.000	103.95	-2.24	--	--	Peak	231.00	100	Horizontal	N/A
3**	5243.000	96.60	-2.24	--	--	AV	231.00	100	Horizontal	N/A
4	7350.750	49.15	-3.40	74.0	24.85	Peak	360.00	400	Horizontal	Pass
4**	7350.750	39.92	-3.40	54.0	14.08	AV	360.00	400	Horizontal	Pass
5	12282.526	52.75	1.79	74.0	21.25	Peak	254.00	150	Horizontal	Pass
5**	12282.526	44.54	1.79	54.0	9.46	AV	254.00	150	Horizontal	Pass
6	16094.513	55.72	1.33	74.0	18.28	Peak	360.00	400	Horizontal	Pass
6**	16094.513	45.54	1.33	54.0	8.46	AV	360.00	400	Horizontal	Pass

11n20, U-NII-1, 1 GHz to 18 GHz, High Channel, ANT V

No.	Frequency (MHz)	Results (dBuV/m)	Factor (dB)	Limit (dBuV/m)	Over Limit (dB)	Detector	Table (Degree)	Height (cm)	Antenna	Verdict
1	1612.500	39.22	-17.70	74.0	34.78	Peak	118.00	100	Vertical	Pass
1**	1612.500	28.56	-17.70	54.0	25.44	AV	118.00	100	Vertical	Pass
2	4351.600	49.20	-3.62	74.0	24.80	Peak	228.00	300	Vertical	Pass
2**	4351.600	41.14	-3.62	54.0	12.86	AV	228.00	300	Vertical	Pass
3	5241.000	96.74	-2.22	--	--	Peak	129.00	150	Vertical	N/A
3**	5241.000	88.72	-2.22	--	--	AV	129.00	150	Vertical	N/A
4	7685.975	49.32	-2.24	74.0	24.68	Peak	15.00	200	Vertical	Pass
4**	7685.975	40.58	-2.24	54.0	13.42	AV	15.00	200	Vertical	Pass
5	11953.050	53.20	1.26	74.0	20.80	Peak	323.00	150	Vertical	Pass
5**	11953.050	43.35	1.26	54.0	10.65	AV	323.00	150	Vertical	Pass
6	15812.588	55.95	2.11	74.0	18.05	Peak	6.00	200	Vertical	Pass
6**	15812.588	46.41	2.11	54.0	7.59	AV	6.00	200	Vertical	Pass

11n40, U-NII-1, 1 GHz to 18 GHz, Low Channel, ANT H

No.	Frequency (MHz)	Results (dBuV/m)	Factor (dB)	Limit (dBuV/m)	Over Limit (dB)	Detector	Table (Degree)	Height (cm)	Antenna	Verdict
1	1583.800	38.93	-17.47	74.0	35.07	Peak	134.00	200	Horizontal	Pass
1**	1583.800	29.13	-17.47	54.0	24.87	AV	134.00	200	Horizontal	Pass
2	4357.800	49.23	-4.14	74.0	24.77	Peak	193.00	300	Horizontal	Pass
2**	4357.800	40.17	-4.14	54.0	13.83	AV	193.00	300	Horizontal	Pass
3	5187.600	99.70	-2.62	--	--	Peak	217.00	100	Horizontal	N/A
3**	5187.600	92.55	-2.62	--	--	AV	217.00	100	Horizontal	N/A
4	7678.500	48.97	-2.53	74.0	25.03	Peak	360.00	200	Horizontal	Pass
4**	7678.500	39.61	-2.53	54.0	14.39	AV	360.00	200	Horizontal	Pass
5	12280.225	52.77	1.80	74.0	21.23	Peak	244.00	100	Horizontal	Pass
5**	12280.225	43.50	1.80	54.0	10.50	AV	244.00	100	Horizontal	Pass
6	15629.362	55.70	1.70	74.0	18.30	Peak	43.00	100	Horizontal	Pass
6**	15629.362	46.54	1.70	54.0	7.46	AV	43.00	100	Horizontal	Pass

11n40, U-NII-1, 1 GHz to 18 GHz, Low Channel, ANT V

No.	Frequency (MHz)	Results (dBuV/m)	Factor (dB)	Limit (dBuV/m)	Over Limit (dB)	Detector	Table (Degree)	Height (cm)	Antenna	Verdict
1	1614.100	39.50	-17.74	74.0	34.50	Peak	96.00	300	Vertical	Pass
1**	1614.100	28.60	-17.74	54.0	25.40	AV	96.00	300	Vertical	Pass
2	4388.000	49.50	-4.68	74.0	24.50	Peak	172.00	100	Vertical	Pass
2**	4388.000	39.82	-4.68	54.0	14.18	AV	172.00	100	Vertical	Pass
3	5186.000	90.94	-2.62	--	--	Peak	316.00	100	Vertical	N/A
3**	5186.000	83.28	-2.62	--	--	AV	316.00	100	Vertical	N/A
4	7685.400	49.43	-2.27	74.0	24.57	Peak	225.00	300	Vertical	Pass
4**	7685.400	39.64	-2.27	54.0	14.36	AV	225.00	300	Vertical	Pass
5	12263.838	53.24	1.24	74.0	20.76	Peak	36.00	200	Vertical	Pass
5**	12263.838	43.34	1.24	54.0	10.66	AV	36.00	200	Vertical	Pass
6	16164.600	55.35	1.02	74.0	18.65	Peak	167.00	100	Vertical	Pass
6**	16164.600	46.85	1.02	54.0	7.15	AV	167.00	100	Vertical	Pass

11n40, U-NII-1, 1 GHz to 18 GHz, High Channel, ANT H

No.	Frequency (MHz)	Results (dBuV/m)	Factor (dB)	Limit (dBuV/m)	Over Limit (dB)	Detector	Table (Degree)	Height (cm)	Antenna	Verdict
1	1496.500	38.71	-17.38	74.0	35.29	Peak	29.00	300	Horizontal	Pass
1**	1496.500	29.25	-17.38	54.0	24.75	AV	29.00	300	Horizontal	Pass
2	4370.800	49.68	-4.25	74.0	24.32	Peak	7.00	100	Horizontal	Pass
2**	4370.800	39.88	-4.25	54.0	14.12	AV	7.00	100	Horizontal	Pass
3	5240.600	99.39	-2.23	--	--	Peak	219.00	200	Horizontal	N/A
3**	5240.600	91.18	-2.23	--	--	AV	219.00	200	Horizontal	N/A
4	7350.750	49.01	-3.40	74.0	24.99	Peak	360.00	300	Horizontal	Pass
4**	7350.750	41.21	-3.40	54.0	12.79	AV	360.00	300	Horizontal	Pass
5	12279.363	53.13	1.78	74.0	20.87	Peak	162.00	150	Horizontal	Pass
5**	12279.363	44.26	1.78	54.0	9.74	AV	162.00	150	Horizontal	Pass
6	15814.425	55.91	2.07	74.0	18.09	Peak	82.00	300	Horizontal	Pass
6**	15814.425	47.22	2.07	54.0	6.78	AV	82.00	300	Horizontal	Pass

11n40, U-NII-1, 1 GHz to 18 GHz, High Channel, ANT V

No.	Frequency (MHz)	Results (dBuV/m)	Factor (dB)	Limit (dBuV/m)	Over Limit (dB)	Detector	Table (Degree)	Height (cm)	Antenna	Verdict
1	1448.600	38.76	-17.35	74.0	35.24	Peak	163.00	400	Vertical	Pass
1**	1448.600	29.91	-17.35	54.0	24.09	AV	163.00	400	Vertical	Pass
2	4352.200	49.64	-3.59	74.0	24.36	Peak	257.00	300	Vertical	Pass
2**	4352.200	41.46	-3.59	54.0	12.54	AV	257.00	300	Vertical	Pass
3	5227.000	91.35	-2.51	--	--	Peak	316.00	200	Vertical	N/A
3**	5227.000	84.25	-2.51	--	--	AV	316.00	200	Vertical	N/A
4	7521.525	48.87	-3.22	74.0	25.13	Peak	353.00	100	Vertical	Pass
4**	7521.525	39.75	-3.22	54.0	14.25	AV	353.00	100	Vertical	Pass
5	11787.450	52.69	1.04	74.0	21.31	Peak	314.00	200	Vertical	Pass
5**	11787.450	43.39	1.04	54.0	10.61	AV	314.00	200	Vertical	Pass
6	15507.299	55.27	1.35	74.0	18.73	Peak	116.00	400	Vertical	Pass
6**	15507.299	45.95	1.35	54.0	8.05	AV	116.00	400	Vertical	Pass

11ac20, U-NII-1, 1 GHz to 18 GHz, Low Channel, ANT H

No.	Frequency (MHz)	Results (dBuV/m)	Factor (dB)	Limit (dBuV/m)	Over Limit (dB)	Detector	Table (Degree)	Height (cm)	Antenna	Verdict
1	1516.400	39.04	-17.54	74.0	34.96	Peak	254.00	200	Horizontal	Pass
1**	1516.400	29.06	-17.54	54.0	24.94	AV	254.00	200	Horizontal	Pass
2	4363.800	49.62	-4.47	74.0	24.38	Peak	40.00	100	Horizontal	Pass
2**	4363.800	40.79	-4.47	54.0	13.21	AV	40.00	100	Horizontal	Pass
3	5179.800	102.00	-2.60	--	--	Peak	219.00	100	Horizontal	N/A
3**	5179.800	93.51	-2.60	--	--	AV	219.00	100	Horizontal	N/A
4	7688.850	49.47	-2.09	74.0	24.53	Peak	307.00	100	Horizontal	Pass
4**	7688.850	41.41	-2.09	54.0	12.59	AV	307.00	100	Horizontal	Pass
5	12333.987	52.43	1.36	74.0	21.57	Peak	253.00	150	Horizontal	Pass
5**	12333.987	43.31	1.36	54.0	10.69	AV	253.00	150	Horizontal	Pass
6	16127.588	55.60	0.91	74.0	18.40	Peak	33.00	400	Horizontal	Pass
6**	16127.588	46.71	0.91	54.0	7.29	AV	33.00	400	Horizontal	Pass

11ac20, U-NII-1, 1 GHz to 18 GHz, Low Channel, ANT V

No.	Frequency (MHz)	Results (dBuV/m)	Factor (dB)	Limit (dBuV/m)	Over Limit (dB)	Detector	Table (Degree)	Height (cm)	Antenna	Verdict
1	1499.800	40.54	-17.49	74.0	33.46	Peak	94.00	200	Vertical	Pass
1**	1499.800	29.92	-17.49	54.0	24.08	AV	94.00	200	Vertical	Pass
2	4372.200	49.23	-4.38	74.0	24.77	Peak	0.00	200	Vertical	Pass
2**	4372.200	39.96	-4.38	54.0	14.04	AV	0.00	200	Vertical	Pass
3	5176.200	94.07	-2.70	--	--	Peak	328.00	150	Vertical	N/A
3**	5176.200	87.15	-2.70	--	--	AV	328.00	150	Vertical	N/A
4	7347.300	48.93	-3.25	74.0	25.07	Peak	16.00	300	Vertical	Pass
4**	7347.300	39.86	-3.25	54.0	14.14	AV	16.00	300	Vertical	Pass
5	12620.049	53.14	1.79	74.0	20.86	Peak	293.00	150	Vertical	Pass
5**	12620.049	43.39	1.79	54.0	10.61	AV	293.00	150	Vertical	Pass
6	15827.550	56.21	1.57	74.0	17.79	Peak	27.00	100	Vertical	Pass
6**	15827.550	46.64	1.57	54.0	7.36	AV	27.00	100	Vertical	Pass

11ac20, U-NII-1, 1 GHz to 18 GHz, Middle Channel, ANT H

No.	Frequency (MHz)	Results (dBuV/m)	Factor (dB)	Limit (dBuV/m)	Over Limit (dB)	Detector	Table (Degree)	Height (cm)	Antenna	Verdict
1	1477.000	38.25	-17.56	74.0	35.75	Peak	0.00	100	Horizontal	Pass
1**	1477.000	29.02	-17.56	54.0	24.98	AV	0.00	100	Horizontal	Pass
2	4381.200	49.46	-4.57	74.0	24.54	Peak	200.00	400	Horizontal	Pass
2**	4381.200	40.94	-4.57	54.0	13.06	AV	200.00	400	Horizontal	Pass
3	5221.800	102.33	-2.75	--	--	Peak	211.00	150	Horizontal	N/A
3**	5221.800	95.68	-2.75	--	--	AV	211.00	150	Horizontal	N/A
4	7674.763	49.31	-2.36	74.0	24.69	Peak	360.00	100	Horizontal	Pass
4**	7674.763	40.74	-2.36	54.0	13.26	AV	360.00	100	Horizontal	Pass
5	12223.588	52.77	1.28	74.0	21.23	Peak	272.00	200	Horizontal	Pass
5**	12223.588	43.28	1.28	54.0	10.72	AV	272.00	200	Horizontal	Pass
6	15866.925	55.96	0.74	74.0	18.04	Peak	291.00	100	Horizontal	Pass
6**	15866.925	45.62	0.74	54.0	8.38	AV	291.00	100	Horizontal	Pass

11ac20, U-NII-1, 1 GHz to 18 GHz, Middle Channel, ANT V

No.	Frequency (MHz)	Results (dBuV/m)	Factor (dB)	Limit (dBuV/m)	Over Limit (dB)	Detector	Table (Degree)	Height (cm)	Antenna	Verdict
1	1602.900	39.01	-17.77	74.0	34.99	Peak	136.00	400	Vertical	Pass
1**	1602.900	29.32	-17.77	54.0	24.68	AV	136.00	400	Vertical	Pass
2	4378.200	49.31	-4.57	74.0	24.69	Peak	305.00	200	Vertical	Pass
2**	4378.200	40.24	-4.57	54.0	13.76	AV	305.00	200	Vertical	Pass
3	5218.600	93.92	-2.65	--	--	Peak	292.00	150	Vertical	N/A
3**	5218.600	86.47	-2.65	--	--	AV	292.00	150	Vertical	N/A
4	7679.363	49.05	-2.60	74.0	24.95	Peak	55.00	400	Vertical	Pass
4**	7679.363	40.36	-2.60	54.0	13.64	AV	55.00	400	Vertical	Pass
5	12287.412	53.24	1.72	74.0	20.76	Peak	321.00	200	Vertical	Pass
5**	12287.412	44.53	1.72	54.0	9.47	AV	321.00	200	Vertical	Pass
6	15658.500	55.99	1.25	74.0	18.01	Peak	255.00	200	Vertical	Pass
6**	15658.500	45.30	1.25	54.0	8.70	AV	255.00	200	Vertical	Pass

11ac20, U-NII-1, 1 GHz to 18 GHz, High Channel, ANT H

No.	Frequency (MHz)	Results (dBuV/m)	Factor (dB)	Limit (dBuV/m)	Over Limit (dB)	Detector	Table (Degree)	Height (cm)	Antenna	Verdict
1	1594.500	38.00	-17.72	74.0	36.00	Peak	193.00	400	Horizontal	Pass
1**	1594.500	28.94	-17.72	54.0	25.06	AV	193.00	400	Horizontal	Pass
2	4217.200	49.33	-5.03	74.0	24.67	Peak	152.00	100	Horizontal	Pass
2**	4217.200	39.81	-5.03	54.0	14.19	AV	152.00	100	Horizontal	Pass
3	5239.000	103.86	-2.26	--	--	Peak	211.00	100	Horizontal	N/A
3**	5239.000	97.72	-2.26	--	--	AV	211.00	100	Horizontal	N/A
4	7310.500	49.51	-2.72	74.0	24.49	Peak	360.00	100	Horizontal	Pass
4**	7310.500	41.56	-2.72	54.0	12.44	AV	360.00	100	Horizontal	Pass
5	12281.088	53.00	1.80	74.0	21.00	Peak	88.00	200	Horizontal	Pass
5**	12281.088	44.11	1.80	54.0	9.89	AV	88.00	200	Horizontal	Pass
6	15615.713	55.29	1.51	74.0	18.71	Peak	192.00	200	Horizontal	Pass
6**	15615.713	45.66	1.51	54.0	8.34	AV	192.00	200	Horizontal	Pass

11ac20, U-NII-1, 1 GHz to 18 GHz, High Channel, ANT V

No.	Frequency (MHz)	Results (dBuV/m)	Factor (dB)	Limit (dBuV/m)	Over Limit (dB)	Detector	Table (Degree)	Height (cm)	Antenna	Verdict
1	1494.700	40.91	-17.57	74.0	33.09	Peak	102.00	200	Vertical	Pass
1**	1494.700	33.39	-17.57	54.0	20.61	AV	102.00	200	Vertical	Pass
2	4157.200	49.62	-5.09	74.0	24.38	Peak	201.00	100	Vertical	Pass
2**	4157.200	39.42	-5.09	54.0	14.58	AV	201.00	100	Vertical	Pass
3	5239.000	95.73	-2.26	--	--	Peak	327.00	100	Vertical	N/A
3**	5239.000	88.30	-2.26	--	--	AV	327.00	100	Vertical	N/A
4	7688.563	49.18	-2.14	74.0	24.82	Peak	341.00	400	Vertical	Pass
4**	7688.563	40.23	-2.14	54.0	13.77	AV	341.00	400	Vertical	Pass
5	12282.812	53.38	1.79	74.0	20.62	Peak	33.00	150	Vertical	Pass
5**	12282.812	43.89	1.79	54.0	10.11	AV	33.00	150	Vertical	Pass
6	16157.513	55.39	0.93	74.0	18.61	Peak	100.00	400	Vertical	Pass
6**	16157.513	45.87	0.93	54.0	8.13	AV	100.00	400	Vertical	Pass

11ac40, U-NII-1, 1 GHz to 18 GHz, Low Channel, ANT H

No.	Frequency (MHz)	Results (dBuV/m)	Factor (dB)	Limit (dBuV/m)	Over Limit (dB)	Detector	Table (Degree)	Height (cm)	Antenna	Verdict
1	1569.900	38.17	-17.63	74.0	35.83	Peak	360.00	400	Horizontal	Pass
1**	1569.900	28.53	-17.63	54.0	25.47	AV	360.00	400	Horizontal	Pass
2	4273.400	49.76	-4.38	74.0	24.24	Peak	161.00	300	Horizontal	Pass
2**	4273.400	40.61	-4.38	54.0	13.39	AV	161.00	300	Horizontal	Pass
3	5185.400	99.78	-2.64	--	--	Peak	220.00	100	Horizontal	N/A
3**	5185.400	92.46	-2.64	--	--	AV	220.00	100	Horizontal	N/A
4	7339.825	49.35	-3.39	74.0	24.65	Peak	29.00	100	Horizontal	Pass
4**	7339.825	40.67	-3.39	54.0	13.33	AV	29.00	100	Horizontal	Pass
5	11616.963	52.87	-0.05	74.0	21.13	Peak	283.00	100	Horizontal	Pass
5**	11616.963	42.91	-0.05	54.0	11.09	AV	283.00	100	Horizontal	Pass
6	15837.000	55.88	1.45	74.0	18.12	Peak	273.00	200	Horizontal	Pass
6**	15837.000	46.70	1.45	54.0	7.30	AV	273.00	200	Horizontal	Pass

11ac40, U-NII-1, 1 GHz to 18 GHz, Low Channel, ANT V

No.	Frequency (MHz)	Results (dBuV/m)	Factor (dB)	Limit (dBuV/m)	Over Limit (dB)	Detector	Table (Degree)	Height (cm)	Antenna	Verdict
1	1497.400	39.65	-17.47	74.0	34.35	Peak	81.00	100	Vertical	Pass
1**	1497.400	29.78	-17.47	54.0	24.22	AV	81.00	100	Vertical	Pass
2	4351.000	49.73	-3.66	74.0	24.27	Peak	0.00	400	Vertical	Pass
2**	4351.000	40.38	-3.66	54.0	13.62	AV	0.00	400	Vertical	Pass
3	5185.800	90.75	-2.63	--	--	Peak	326.00	150	Vertical	N/A
3**	5185.800	82.79	-2.63	--	--	AV	326.00	150	Vertical	N/A
4	7278.587	49.19	-3.33	74.0	24.81	Peak	353.00	400	Vertical	Pass
4**	7278.587	39.65	-3.33	54.0	14.35	AV	353.00	400	Vertical	Pass
5	12270.737	53.00	1.47	74.0	21.00	Peak	71.00	100	Vertical	Pass
5**	12270.737	43.30	1.47	54.0	10.70	AV	71.00	100	Vertical	Pass
6	16054.612	55.74	0.78	74.0	18.26	Peak	322.00	200	Vertical	Pass
6**	16054.612	45.67	0.78	54.0	8.33	AV	322.00	200	Vertical	Pass

11ac40, U-NII-1, 1 GHz to 18 GHz, High Channel, ANT H

No.	Frequency (MHz)	Results (dBuV/m)	Factor (dB)	Limit (dBuV/m)	Over Limit (dB)	Detector	Table (Degree)	Height (cm)	Antenna	Verdict
1	1576.400	38.63	-17.48	74.0	35.37	Peak	60.00	100	Horizontal	Pass
1**	1576.400	29.93	-17.48	54.0	24.07	AV	60.00	100	Horizontal	Pass
2	4355.800	49.96	-3.93	74.0	24.04	Peak	125.00	200	Horizontal	Pass
2**	4355.800	40.35	-3.93	54.0	13.65	AV	125.00	200	Horizontal	Pass
3	5231.600	99.65	-2.31	--	--	Peak	207.00	200	Horizontal	N/A
3**	5231.600	91.78	-2.31	--	--	AV	207.00	200	Horizontal	N/A
4	7337.238	48.82	-3.30	74.0	25.18	Peak	319.00	100	Horizontal	Pass
4**	7337.238	40.11	-3.30	54.0	13.89	AV	319.00	100	Horizontal	Pass
5	12596.187	52.45	1.81	74.0	21.55	Peak	111.00	100	Horizontal	Pass
5**	12596.187	42.75	1.81	54.0	11.25	AV	111.00	100	Horizontal	Pass
6	16081.125	55.15	1.62	74.0	18.85	Peak	252.00	200	Horizontal	Pass
6**	16081.125	45.83	1.62	54.0	8.17	AV	252.00	200	Horizontal	Pass

11ac40, U-NII-1, 1 GHz to 18 GHz, High Channel, ANT V

No.	Frequency (MHz)	Results (dBuV/m)	Factor (dB)	Limit (dBuV/m)	Over Limit (dB)	Detector	Table (Degree)	Height (cm)	Antenna	Verdict
1	1584.600	39.26	-17.51	74.0	34.74	Peak	133.00	200	Vertical	Pass
1**	1584.600	28.74	-17.51	54.0	25.26	AV	133.00	200	Vertical	Pass
2	4303.200	49.79	-5.03	74.0	24.21	Peak	146.00	200	Vertical	Pass
2**	4303.200	39.85	-5.03	54.0	14.15	AV	146.00	200	Vertical	Pass
3	5228.600	92.73	-2.49	--	--	Peak	134.00	150	Vertical	N/A
3**	5228.600	83.95	-2.49	--	--	AV	134.00	150	Vertical	N/A
4	7514.337	49.27	-3.29	74.0	24.73	Peak	307.00	400	Vertical	Pass
4**	7514.337	39.57	-3.29	54.0	14.43	AV	307.00	400	Vertical	Pass
5	12234.512	53.75	1.17	74.0	20.25	Peak	345.00	150	Vertical	Pass
5**	12234.512	44.03	1.17	54.0	9.97	AV	345.00	150	Vertical	Pass
6	15500.213	55.86	1.16	74.0	18.14	Peak	254.00	200	Vertical	Pass
6**	15500.213	46.01	1.16	54.0	7.99	AV	254.00	200	Vertical	Pass

11ac80, U-NII-1, 1 GHz to 18 GHz, Middle Channel, ANT H

No.	Frequency (MHz)	Results (dBuV/m)	Factor (dB)	Limit (dBuV/m)	Over Limit (dB)	Detector	Table (Degree)	Height (cm)	Antenna	Verdict
1	1516.200	38.30	-17.55	74.0	35.70	Peak	343.00	300	Horizontal	Pass
1**	1516.200	28.86	-17.55	54.0	25.14	AV	343.00	300	Horizontal	Pass
2	4276.000	49.80	-4.44	74.0	24.20	Peak	229.00	200	Horizontal	Pass
2**	4276.000	40.37	-4.44	54.0	13.63	AV	229.00	200	Horizontal	Pass
3	5218.800	97.05	-2.66	--	--	Peak	218.00	150	Horizontal	N/A
3**	5218.800	88.68	-2.66	--	--	AV	218.00	150	Horizontal	N/A
4	7344.138	49.47	-3.28	74.0	24.53	Peak	16.00	100	Horizontal	Pass
4**	7344.138	41.75	-3.28	54.0	12.25	AV	16.00	100	Horizontal	Pass
5	12413.625	52.49	1.42	74.0	21.51	Peak	360.00	200	Horizontal	Pass
5**	12413.625	42.70	1.42	54.0	11.30	AV	360.00	200	Horizontal	Pass
6	15485.776	55.10	0.90	74.0	18.90	Peak	258.00	300	Horizontal	Pass
6**	15485.776	45.76	0.90	54.0	8.24	AV	258.00	300	Horizontal	Pass

11ac80, U-NII-1, 1 GHz to 18 GHz, Middle Channel, ANT V

No.	Frequency (MHz)	Results (dBuV/m)	Factor (dB)	Limit (dBuV/m)	Over Limit (dB)	Detector	Table (Degree)	Height (cm)	Antenna	Verdict
1	1544.200	38.62	-17.30	74.0	35.38	Peak	82.00	100	Vertical	Pass
1**	1544.200	28.44	-17.30	54.0	25.56	AV	82.00	100	Vertical	Pass
2	4268.800	49.31	-4.71	74.0	24.69	Peak	107.00	300	Vertical	Pass
2**	4268.800	39.43	-4.71	54.0	14.57	AV	107.00	300	Vertical	Pass
3	5215.400	88.52	-2.51	--	--	Peak	315.00	150	Vertical	N/A
3**	5215.400	81.33	-2.51	--	--	AV	315.00	150	Vertical	N/A
4	7676.200	50.08	-2.38	74.0	23.92	Peak	252.00	100	Vertical	Pass
4**	7676.200	40.35	-2.38	54.0	13.65	AV	252.00	100	Vertical	Pass
5	11786.588	52.80	1.06	74.0	21.20	Peak	360.00	200	Vertical	Pass
5**	11786.588	43.03	1.06	54.0	10.97	AV	360.00	200	Vertical	Pass
6	16164.338	55.30	1.02	74.0	18.70	Peak	35.00	400	Vertical	Pass
6**	16164.338	45.70	1.02	54.0	8.30	AV	35.00	400	Vertical	Pass

11a, U-NII-2A, 1 GHz to 18 GHz, Low Channel, ANT H

No.	Frequency (MHz)	Results (dBuV/m)	Factor (dB)	Limit (dBuV/m)	Over Limit (dB)	Detector	Table (Degree)	Height (cm)	Antenna	Verdict
1	1462.700	38.32	-17.48	74.0	35.68	Peak	30.00	400	Horizontal	Pass
1**	1462.700	29.40	-17.48	54.0	24.60	AV	30.00	400	Horizontal	Pass
2	4381.000	49.78	-4.56	74.0	24.22	Peak	58.00	200	Horizontal	Pass
2**	4381.000	40.84	-4.56	54.0	13.16	AV	58.00	200	Horizontal	Pass
3	5260.800	104.08	-2.59	--	--	Peak	221.00	150	Horizontal	N/A
3**	5260.800	96.49	-2.59	--	--	AV	221.00	150	Horizontal	N/A
4	7690.000	49.32	-1.93	74.0	24.68	Peak	125.00	300	Horizontal	Pass
4**	7690.000	39.72	-1.93	54.0	14.28	AV	125.00	300	Horizontal	Pass
5	11512.600	52.77	-0.28	74.0	21.23	Peak	180.00	150	Horizontal	Pass
5**	11512.600	42.66	-0.28	54.0	11.34	AV	180.00	150	Horizontal	Pass
6	16038.862	56.00	0.79	74.0	18.00	Peak	107.00	200	Horizontal	Pass
6**	16038.862	46.56	0.79	54.0	7.44	AV	107.00	200	Horizontal	Pass

11a, U-NII-2A, 1 GHz to 18 GHz, Low Channel, ANT V

No.	Frequency (MHz)	Results (dBuV/m)	Factor (dB)	Limit (dBuV/m)	Over Limit (dB)	Detector	Table (Degree)	Height (cm)	Antenna	Verdict
1	1623.600	39.30	-17.56	74.0	34.70	Peak	95.00	400	Vertical	Pass
1**	1623.600	30.05	-17.56	54.0	23.95	AV	95.00	400	Vertical	Pass
2	4353.600	51.11	-3.75	74.0	22.89	Peak	301.00	400	Vertical	Pass
2**	4353.600	40.86	-3.75	54.0	13.14	AV	301.00	400	Vertical	Pass
3	5259.000	96.63	-2.39	--	--	Peak	134.00	200	Vertical	N/A
3**	5259.000	88.81	-2.39	--	--	AV	134.00	200	Vertical	N/A
4	7685.400	49.29	-2.27	74.0	24.71	Peak	360.00	100	Vertical	Pass
4**	7685.400	40.61	-2.27	54.0	13.39	AV	360.00	100	Vertical	Pass
5	12244.000	53.01	1.02	74.0	20.99	Peak	186.00	100	Vertical	Pass
5**	12244.000	43.25	1.02	54.0	10.75	AV	186.00	100	Vertical	Pass
6	15791.849	55.56	2.07	74.0	18.44	Peak	279.00	400	Vertical	Pass
6**	15791.849	45.79	2.07	54.0	8.21	AV	279.00	400	Vertical	Pass

11a, U-NII-2A, 1 GHz to 18 GHz, Middle Channel, ANT H

No.	Frequency (MHz)	Results (dBuV/m)	Factor (dB)	Limit (dBuV/m)	Over Limit (dB)	Detector	Table (Degree)	Height (cm)	Antenna	Verdict
1	1583.500	38.87	-17.46	74.0	35.13	Peak	21.00	300	Horizontal	Pass
1**	1583.500	29.03	-17.46	54.0	24.97	AV	21.00	300	Horizontal	Pass
2	4352.200	49.47	-3.59	74.0	24.53	Peak	270.00	200	Horizontal	Pass
2**	4352.200	40.60	-3.59	54.0	13.40	AV	270.00	200	Horizontal	Pass
3	5298.000	104.72	-3.28	--	--	Peak	226.00	200	Horizontal	N/A
3**	5298.000	96.43	-3.28	--	--	AV	226.00	200	Horizontal	N/A
4	7684.825	49.81	-2.30	74.0	24.19	Peak	121.00	300	Horizontal	Pass
4**	7684.825	40.98	-2.30	54.0	13.02	AV	121.00	300	Horizontal	Pass
5	12244.000	53.57	1.02	74.0	20.43	Peak	0.00	200	Horizontal	Pass
5**	12244.000	43.78	1.02	54.0	10.22	AV	0.00	200	Horizontal	Pass
6	16099.763	55.90	1.21	74.0	18.10	Peak	0.00	100	Horizontal	Pass
6**	16099.763	45.87	1.21	54.0	8.13	AV	0.00	100	Horizontal	Pass

11a, U-NII-2A, 1 GHz to 18 GHz, Middle Channel, ANT V

No.	Frequency (MHz)	Results (dBuV/m)	Factor (dB)	Limit (dBuV/m)	Over Limit (dB)	Detector	Table (Degree)	Height (cm)	Antenna	Verdict
1	1495.700	39.02	-17.43	74.0	34.98	Peak	95.00	200	Vertical	Pass
1**	1495.700	30.85	-17.43	54.0	23.15	AV	95.00	200	Vertical	Pass
2	4382.000	49.86	-4.62	74.0	24.14	Peak	241.00	100	Vertical	Pass
2**	4382.000	40.94	-4.62	54.0	13.06	AV	241.00	100	Vertical	Pass
3	5301.200	96.97	-3.07	--	--	Peak	119.00	100	Vertical	N/A
3**	5301.200	89.09	-3.07	--	--	AV	119.00	100	Vertical	N/A
4	7505.425	50.12	-3.17	74.0	23.88	Peak	171.00	300	Vertical	Pass
4**	7505.425	39.76	-3.17	54.0	14.24	AV	171.00	300	Vertical	Pass
5	11938.099	53.22	1.69	74.0	20.78	Peak	276.00	200	Vertical	Pass
5**	11938.099	44.12	1.69	54.0	9.88	AV	276.00	200	Vertical	Pass
6	15370.276	56.24	0.12	74.0	17.76	Peak	101.00	400	Vertical	Pass
6**	15370.276	45.32	0.12	54.0	8.68	AV	101.00	400	Vertical	Pass

11a, U-NII-2A, 1 GHz to 18 GHz, High Channel, ANT H

No.	Frequency (MHz)	Results (dBuV/m)	Factor (dB)	Limit (dBuV/m)	Over Limit (dB)	Detector	Table (Degree)	Height (cm)	Antenna	Verdict
1	1494.000	38.89	-17.64	74.0	35.11	Peak	56.00	200	Horizontal	Pass
1**	1494.000	29.73	-17.64	54.0	24.27	AV	56.00	200	Horizontal	Pass
2	4371.600	49.25	-4.23	74.0	24.75	Peak	29.00	200	Horizontal	Pass
2**	4371.600	40.56	-4.23	54.0	13.44	AV	29.00	200	Horizontal	Pass
3	5321.200	106.24	-2.85	--	--	Peak	236.00	200	Horizontal	N/A
3**	5321.200	98.00	-2.85	--	--	AV	236.00	200	Horizontal	N/A
4	7674.475	49.67	-2.36	74.0	24.33	Peak	65.00	200	Horizontal	Pass
4**	7674.475	41.15	-2.36	54.0	12.85	AV	65.00	200	Horizontal	Pass
5	12285.400	53.12	1.77	74.0	20.88	Peak	221.00	100	Horizontal	Pass
5**	12285.400	44.21	1.77	54.0	9.79	AV	221.00	100	Horizontal	Pass
6	15845.662	55.60	1.36	74.0	18.40	Peak	57.00	200	Horizontal	Pass
6**	15845.662	46.70	1.36	54.0	7.30	AV	57.00	200	Horizontal	Pass

11a, U-NII-2A, 1 GHz to 18 GHz, High Channel, ANT V

No.	Frequency (MHz)	Results (dBuV/m)	Factor (dB)	Limit (dBuV/m)	Over Limit (dB)	Detector	Table (Degree)	Height (cm)	Antenna	Verdict
1	1499.100	41.00	-17.53	74.0	33.00	Peak	263.00	100	Vertical	Pass
1**	1499.100	29.31	-17.53	54.0	24.69	AV	263.00	100	Vertical	Pass
2	4283.000	49.68	-4.96	74.0	24.32	Peak	286.00	400	Vertical	Pass
2**	4283.000	39.88	-4.96	54.0	14.12	AV	286.00	400	Vertical	Pass
3	5321.000	98.55	-2.84	--	--	Peak	329.00	100	Vertical	N/A
3**	5321.000	89.75	-2.84	--	--	AV	329.00	100	Vertical	N/A
4	7413.138	49.65	-3.86	74.0	24.35	Peak	251.00	200	Vertical	Pass
4**	7413.138	39.98	-3.86	54.0	14.02	AV	251.00	200	Vertical	Pass
5	12354.975	52.94	1.17	74.0	21.06	Peak	333.00	150	Vertical	Pass
5**	12354.975	43.39	1.17	54.0	10.61	AV	333.00	150	Vertical	Pass
6	15841.463	56.13	1.42	74.0	17.87	Peak	255.00	100	Vertical	Pass
6**	15841.463	46.38	1.42	54.0	7.62	AV	255.00	100	Vertical	Pass

11n20, U-NII-2A, 1 GHz to 18 GHz, Low Channel, ANT H

No.	Frequency (MHz)	Results (dBuV/m)	Factor (dB)	Limit (dBuV/m)	Over Limit (dB)	Detector	Table (Degree)	Height (cm)	Antenna	Verdict
1	1504.000	38.95	-17.40	74.0	35.05	Peak	168.00	100	Horizontal	Pass
1**	1504.000	29.80	-17.40	54.0	24.20	AV	168.00	100	Horizontal	Pass
2	4371.600	50.18	-4.23	74.0	23.82	Peak	160.00	100	Horizontal	Pass
2**	4371.600	40.89	-4.23	54.0	13.11	AV	160.00	100	Horizontal	Pass
3	5261.400	104.79	-2.67	--	--	Peak	223.00	100	Horizontal	N/A
3**	5261.400	96.89	-2.67	--	--	AV	223.00	100	Horizontal	N/A
4	7690.288	49.71	-1.89	74.0	24.29	Peak	107.00	100	Horizontal	Pass
4**	7690.288	40.26	-1.89	54.0	13.74	AV	107.00	100	Horizontal	Pass
5	12281.662	53.51	1.79	74.0	20.49	Peak	204.00	150	Horizontal	Pass
5**	12281.662	44.24	1.79	54.0	9.76	AV	204.00	150	Horizontal	Pass
6	15793.950	55.65	2.13	74.0	18.35	Peak	360.00	200	Horizontal	Pass
6**	15793.950	46.20	2.13	54.0	7.80	AV	360.00	200	Horizontal	Pass

11n20, U-NII-2A, 1 GHz to 18 GHz, Low Channel, ANT V

No.	Frequency (MHz)	Results (dBuV/m)	Factor (dB)	Limit (dBuV/m)	Over Limit (dB)	Detector	Table (Degree)	Height (cm)	Antenna	Verdict
1	1492.900	41.41	-17.57	74.0	32.59	Peak	91.00	400	Vertical	Pass
1**	1492.900	29.65	-17.57	54.0	24.35	AV	91.00	400	Vertical	Pass
2	4236.600	49.44	-4.71	74.0	24.56	Peak	234.00	100	Vertical	Pass
2**	4236.600	39.49	-4.71	54.0	14.51	AV	234.00	100	Vertical	Pass
3	5258.600	97.27	-2.37	--	--	Peak	324.00	150	Vertical	N/A
3**	5258.600	89.37	-2.37	--	--	AV	324.00	150	Vertical	N/A
4	7634.800	49.93	-3.65	74.0	24.07	Peak	42.00	300	Vertical	Pass
4**	7634.800	39.68	-3.65	54.0	14.32	AV	42.00	300	Vertical	Pass
5	12617.463	53.55	1.83	74.0	20.45	Peak	119.00	150	Vertical	Pass
5**	12617.463	43.54	1.83	54.0	10.46	AV	119.00	150	Vertical	Pass
6	16087.162	55.56	1.49	74.0	18.44	Peak	331.00	300	Vertical	Pass
6**	16087.162	45.82	1.49	54.0	8.18	AV	331.00	300	Vertical	Pass

11n20, U-NII-2A, 1 GHz to 18 GHz, Middle Channel, ANT H

No.	Frequency (MHz)	Results (dBuV/m)	Factor (dB)	Limit (dBuV/m)	Over Limit (dB)	Detector	Table (Degree)	Height (cm)	Antenna	Verdict
1	1457.800	38.56	-17.66	74.0	35.44	Peak	348.00	200	Horizontal	Pass
1**	1457.800	28.32	-17.66	54.0	25.68	AV	348.00	200	Horizontal	Pass
2	4377.000	49.81	-4.65	74.0	24.19	Peak	260.00	200	Horizontal	Pass
2**	4377.000	40.60	-4.65	54.0	13.40	AV	260.00	200	Horizontal	Pass
3	5297.800	104.73	-3.29	--	--	Peak	224.00	100	Horizontal	N/A
3**	5297.800	96.15	-3.29	--	--	AV	224.00	100	Horizontal	N/A
4	7601.737	49.55	-3.21	74.0	24.45	Peak	15.00	300	Horizontal	Pass
4**	7601.737	39.52	-3.21	54.0	14.48	AV	15.00	300	Horizontal	Pass
5	12431.737	52.55	1.60	74.0	21.45	Peak	252.00	150	Horizontal	Pass
5**	12431.737	42.98	1.60	54.0	11.02	AV	252.00	150	Horizontal	Pass
6	15519.901	55.95	1.38	74.0	18.05	Peak	65.00	200	Horizontal	Pass
6**	15519.901	46.12	1.38	54.0	7.88	AV	65.00	200	Horizontal	Pass

11n20, U-NII-2A, 1 GHz to 18 GHz, Middle Channel, ANT V

No.	Frequency (MHz)	Results (dBuV/m)	Factor (dB)	Limit (dBuV/m)	Over Limit (dB)	Detector	Table (Degree)	Height (cm)	Antenna	Verdict
1	1493.600	40.75	-17.61	74.0	33.25	Peak	275.00	200	Vertical	Pass
1**	1493.600	29.95	-17.61	54.0	24.05	AV	275.00	200	Vertical	Pass
2	4196.400	50.84	-4.70	74.0	23.16	Peak	170.00	100	Vertical	Pass
2**	4196.400	40.10	-4.70	54.0	13.90	AV	170.00	100	Vertical	Pass
3	5307.000	95.65	-2.84	--	--	Peak	322.00	150	Vertical	N/A
3**	5307.000	87.38	-2.84	--	--	AV	322.00	150	Vertical	N/A
4	7348.450	50.03	-3.15	74.0	23.97	Peak	3.00	300	Vertical	Pass
4**	7348.450	41.25	-3.15	54.0	12.75	AV	3.00	300	Vertical	Pass
5	12228.475	53.07	1.31	74.0	20.93	Peak	0.00	200	Vertical	Pass
5**	12228.475	44.64	1.31	54.0	9.36	AV	0.00	200	Vertical	Pass
6	15807.600	55.66	2.22	74.0	18.34	Peak	136.00	400	Vertical	Pass
6**	15807.600	46.03	2.22	54.0	7.97	AV	136.00	400	Vertical	Pass

11n20, U-NII-2A, 1 GHz to 18 GHz, High Channel, ANT H

No.	Frequency (MHz)	Results (dBuV/m)	Factor (dB)	Limit (dBuV/m)	Over Limit (dB)	Detector	Table (Degree)	Height (cm)	Antenna	Verdict
1	1580.200	38.67	-17.38	74.0	35.33	Peak	9.00	400	Horizontal	Pass
1**	1580.200	29.08	-17.38	54.0	24.92	AV	9.00	400	Horizontal	Pass
2	4242.400	49.36	-4.89	74.0	24.64	Peak	220.00	100	Horizontal	Pass
2**	4242.400	39.18	-4.89	54.0	14.82	AV	220.00	100	Horizontal	Pass
3	5318.000	105.23	-2.62	--	--	Peak	232.00	100	Horizontal	N/A
3**	5318.000	97.45	-2.62	--	--	AV	232.00	100	Horizontal	N/A
4	7338.100	49.17	-3.34	74.0	24.83	Peak	118.00	100	Horizontal	Pass
4**	7338.100	40.99	-3.34	54.0	13.01	AV	118.00	100	Horizontal	Pass
5	12327.375	53.74	1.42	74.0	20.26	Peak	194.00	100	Horizontal	Pass
5**	12327.375	43.87	1.42	54.0	10.13	AV	194.00	100	Horizontal	Pass
6	15635.138	56.68	1.55	74.0	17.32	Peak	360.00	100	Horizontal	Pass
6**	15635.138	46.29	1.55	54.0	7.71	AV	360.00	100	Horizontal	Pass

11n20, U-NII-2A, 1 GHz to 18 GHz, High Channel, ANT V

No.	Frequency (MHz)	Results (dBuV/m)	Factor (dB)	Limit (dBuV/m)	Over Limit (dB)	Detector	Table (Degree)	Height (cm)	Antenna	Verdict
1	1493.700	41.55	-17.62	74.0	32.45	Peak	88.00	200	Vertical	Pass
1**	1493.700	32.54	-17.62	54.0	21.46	AV	88.00	200	Vertical	Pass
2	4275.600	49.42	-4.44	74.0	24.58	Peak	190.00	100	Vertical	Pass
2**	4275.600	40.27	-4.44	54.0	13.73	AV	190.00	100	Vertical	Pass
3	5319.200	97.87	-2.71	--	--	Peak	129.00	150	Vertical	N/A
3**	5319.200	89.70	-2.71	--	--	AV	129.00	150	Vertical	N/A
4	7686.550	49.44	-2.22	74.0	24.56	Peak	115.00	100	Vertical	Pass
4**	7686.550	40.64	-2.22	54.0	13.36	AV	115.00	100	Vertical	Pass
5	12296.325	53.90	1.55	74.0	20.10	Peak	136.00	200	Vertical	Pass
5**	12296.325	44.51	1.55	54.0	9.49	AV	136.00	200	Vertical	Pass
6	15853.537	55.76	1.23	74.0	18.24	Peak	237.00	100	Vertical	Pass
6**	15853.537	46.87	1.23	54.0	7.13	AV	237.00	100	Vertical	Pass

11n40, U-NII-2A, 1 GHz to 18 GHz, Low Channel, ANT H

No.	Frequency (MHz)	Results (dBuV/m)	Factor (dB)	Limit (dBuV/m)	Over Limit (dB)	Detector	Table (Degree)	Height (cm)	Antenna	Verdict
1	1509.100	38.31	-17.56	74.0	35.69	Peak	250.00	200	Horizontal	Pass
1**	1509.100	28.25	-17.56	54.0	25.75	AV	250.00	200	Horizontal	Pass
2	4352.400	49.30	-3.62	74.0	24.70	Peak	24.00	400	Horizontal	Pass
2**	4352.400	40.49	-3.62	54.0	13.51	AV	24.00	400	Horizontal	Pass
3	5272.600	102.81	-2.74	--	--	Peak	229.00	150	Horizontal	N/A
3**	5272.600	94.39	-2.74	--	--	AV	229.00	150	Horizontal	N/A
4	7674.187	49.23	-2.37	74.0	24.77	Peak	31.00	100	Horizontal	Pass
4**	7674.187	40.37	-2.37	54.0	13.63	AV	31.00	100	Horizontal	Pass
5	11672.162	52.99	0.25	74.0	21.01	Peak	281.00	150	Horizontal	Pass
5**	11672.162	43.54	0.25	54.0	10.46	AV	281.00	150	Horizontal	Pass
6	15846.974	56.16	1.35	74.0	17.84	Peak	360.00	200	Horizontal	Pass
6**	15846.974	47.15	1.35	54.0	6.85	AV	360.00	200	Horizontal	Pass

11n40, U-NII-2A, 1 GHz to 18 GHz, Low Channel, ANT V

No.	Frequency (MHz)	Results (dBuV/m)	Factor (dB)	Limit (dBuV/m)	Over Limit (dB)	Detector	Table (Degree)	Height (cm)	Antenna	Verdict
1	1496.500	41.48	-17.38	74.0	32.52	Peak	97.00	400	Vertical	Pass
1**	1496.500	30.41	-17.38	54.0	23.59	AV	97.00	400	Vertical	Pass
2	4303.600	49.39	-5.03	74.0	24.61	Peak	0.00	100	Vertical	Pass
2**	4303.600	39.34	-5.03	54.0	14.66	AV	0.00	100	Vertical	Pass
3	5273.000	94.89	-2.74	--	--	Peak	131.00	100	Vertical	N/A
3**	5273.000	87.00	-2.74	--	--	AV	131.00	100	Vertical	N/A
4	7337.525	49.84	-3.32	74.0	24.16	Peak	190.00	400	Vertical	Pass
4**	7337.525	40.92	-3.32	54.0	13.08	AV	190.00	400	Vertical	Pass
5	12222.437	53.03	1.26	74.0	20.97	Peak	169.00	200	Vertical	Pass
5**	12222.437	43.60	1.26	54.0	10.40	AV	169.00	200	Vertical	Pass
6	15682.650	55.91	1.50	74.0	18.09	Peak	360.00	200	Vertical	Pass
6**	15682.650	45.72	1.50	54.0	8.28	AV	360.00	200	Vertical	Pass

11n40, U-NII-2A, 1 GHz to 18 GHz, High Channel, ANT H

No.	Frequency (MHz)	Results (dBuV/m)	Factor (dB)	Limit (dBuV/m)	Over Limit (dB)	Detector	Table (Degree)	Height (cm)	Antenna	Verdict
1	1611.100	38.57	-17.71	74.0	35.43	Peak	81.00	100	Horizontal	Pass
1**	1611.100	28.93	-17.71	54.0	25.07	AV	81.00	100	Horizontal	Pass
2	4348.800	49.74	-3.83	74.0	24.26	Peak	211.00	100	Horizontal	Pass
2**	4348.800	40.15	-3.83	54.0	13.85	AV	211.00	100	Horizontal	Pass
3	5306.600	103.05	-2.80	--	--	Peak	239.00	150	Horizontal	N/A
3**	5306.600	95.29	-2.80	--	--	AV	239.00	150	Horizontal	N/A
4	7617.550	50.28	-2.93	74.0	23.72	Peak	34.00	300	Horizontal	Pass
4**	7617.550	39.23	-2.93	54.0	14.77	AV	34.00	300	Horizontal	Pass
5	12668.063	53.09	0.99	74.0	20.91	Peak	0.00	200	Horizontal	Pass
5**	12668.063	42.00	0.99	54.0	12.00	AV	0.00	200	Horizontal	Pass
6	15843.037	56.66	1.40	74.0	17.34	Peak	269.00	300	Horizontal	Pass
6**	15843.037	46.65	1.40	54.0	7.35	AV	269.00	300	Horizontal	Pass

11n40, U-NII-2A, 1 GHz to 18 GHz, High Channel, ANT V

No.	Frequency (MHz)	Results (dBuV/m)	Factor (dB)	Limit (dBuV/m)	Over Limit (dB)	Detector	Table (Degree)	Height (cm)	Antenna	Verdict
1	1498.100	40.99	-17.54	74.0	33.01	Peak	260.00	300	Vertical	Pass
1**	1498.100	29.55	-17.54	54.0	24.45	AV	260.00	300	Vertical	Pass
2	4380.600	49.67	-4.54	74.0	24.33	Peak	133.00	100	Vertical	Pass
2**	4380.600	39.88	-4.54	54.0	14.12	AV	133.00	100	Vertical	Pass
3	5313.200	94.07	-2.70	--	--	Peak	133.00	200	Vertical	N/A
3**	5313.200	87.05	-2.70	--	--	AV	133.00	200	Vertical	N/A
4	7678.213	50.88	-2.51	74.0	23.12	Peak	70.00	400	Vertical	Pass
4**	7678.213	40.16	-2.51	54.0	13.84	AV	70.00	400	Vertical	Pass
5	12273.325	53.26	1.56	74.0	20.74	Peak	126.00	100	Vertical	Pass
5**	12273.325	43.80	1.56	54.0	10.20	AV	126.00	100	Vertical	Pass
6	15839.625	56.52	1.45	74.0	17.48	Peak	64.00	200	Vertical	Pass
6**	15839.625	46.08	1.45	54.0	7.92	AV	64.00	200	Vertical	Pass

11ac20, U-NII-2A, 1 GHz to 18 GHz, Low Channel, ANT H

No.	Frequency (MHz)	Results (dBuV/m)	Factor (dB)	Limit (dBuV/m)	Over Limit (dB)	Detector	Table (Degree)	Height (cm)	Antenna	Verdict
1	1527.900	38.43	-17.43	74.0	35.57	Peak	321.00	100	Horizontal	Pass
1**	1527.900	28.65	-17.43	54.0	25.35	AV	321.00	100	Horizontal	Pass
2	4366.000	49.53	-4.25	74.0	24.47	Peak	0.00	100	Horizontal	Pass
2**	4366.000	40.64	-4.25	54.0	13.36	AV	0.00	100	Horizontal	Pass
3	5256.800	104.43	-2.33	--	--	Peak	227.00	200	Horizontal	N/A
3**	5256.800	96.17	-2.33	--	--	AV	227.00	200	Horizontal	N/A
4	7340.975	49.00	-3.42	74.0	25.00	Peak	138.00	100	Horizontal	Pass
4**	7340.975	39.86	-3.42	54.0	14.14	AV	138.00	100	Horizontal	Pass
5	11937.237	52.83	1.69	74.0	21.17	Peak	191.00	150	Horizontal	Pass
5**	11937.237	43.59	1.69	54.0	10.41	AV	191.00	150	Horizontal	Pass
6	15848.287	55.95	1.34	74.0	18.05	Peak	109.00	200	Horizontal	Pass
6**	15848.287	46.42	1.34	54.0	7.58	AV	109.00	200	Horizontal	Pass

11ac20, U-NII-2A, 1 GHz to 18 GHz, Low Channel, ANT V

No.	Frequency (MHz)	Results (dBuV/m)	Factor (dB)	Limit (dBuV/m)	Over Limit (dB)	Detector	Table (Degree)	Height (cm)	Antenna	Verdict
1	1495.400	42.59	-17.47	74.0	31.41	Peak	100.00	100	Vertical	Pass
1**	1495.400	29.81	-17.47	54.0	24.19	AV	100.00	100	Vertical	Pass
2	4006.200	49.88	-5.32	74.0	24.12	Peak	342.00	200	Vertical	Pass
2**	4006.200	38.83	-5.32	54.0	15.17	AV	342.00	200	Vertical	Pass
3	5261.200	97.64	-2.64	--	--	Peak	317.00	100	Vertical	N/A
3**	5261.200	89.21	-2.64	--	--	AV	317.00	100	Vertical	N/A
4	7339.825	49.34	-3.39	74.0	24.66	Peak	22.00	100	Vertical	Pass
4**	7339.825	40.25	-3.39	54.0	13.75	AV	22.00	100	Vertical	Pass
5	11935.799	53.51	1.69	74.0	20.49	Peak	81.00	200	Vertical	Pass
5**	11935.799	42.72	1.69	54.0	11.28	AV	81.00	200	Vertical	Pass
6	15808.125	56.28	2.20	74.0	17.72	Peak	276.00	400	Vertical	Pass
6**	15808.125	46.66	2.20	54.0	7.34	AV	276.00	400	Vertical	Pass

11ac20, U-NII-2A, 1 GHz to 18 GHz, Middle Channel, ANT H

No.	Frequency (MHz)	Results (dBuV/m)	Factor (dB)	Limit (dBuV/m)	Over Limit (dB)	Detector	Table (Degree)	Height (cm)	Antenna	Verdict
1	1545.200	38.75	-17.29	74.0	35.25	Peak	47.00	200	Horizontal	Pass
1**	1545.200	29.73	-17.29	54.0	24.27	AV	47.00	200	Horizontal	Pass
2	4379.400	49.71	-4.51	74.0	24.29	Peak	122.00	400	Horizontal	Pass
2**	4379.400	40.15	-4.51	54.0	13.85	AV	122.00	400	Horizontal	Pass
3	5301.000	105.08	-3.08	--	--	Peak	231.00	100	Horizontal	N/A
3**	5301.000	97.30	-3.08	--	--	AV	231.00	100	Horizontal	N/A
4	7682.525	49.73	-2.35	74.0	24.27	Peak	94.00	200	Horizontal	Pass
4**	7682.525	40.21	-2.35	54.0	13.79	AV	94.00	200	Horizontal	Pass
5	11748.638	52.89	0.90	74.0	21.11	Peak	0.00	100	Horizontal	Pass
5**	11748.638	42.15	0.90	54.0	11.85	AV	0.00	100	Horizontal	Pass
6	16049.625	55.43	0.73	74.0	18.57	Peak	240.00	400	Horizontal	Pass
6**	16049.625	45.89	0.73	54.0	8.11	AV	240.00	400	Horizontal	Pass

11ac20, U-NII-2A, 1 GHz to 18 GHz, Middle Channel, ANT V

No.	Frequency (MHz)	Results (dBuV/m)	Factor (dB)	Limit (dBuV/m)	Over Limit (dB)	Detector	Table (Degree)	Height (cm)	Antenna	Verdict
1	1497.000	40.61	-17.43	74.0	33.39	Peak	272.00	200	Vertical	Pass
1**	1497.000	30.36	-17.43	54.0	23.64	AV	272.00	200	Vertical	Pass
2	4394.800	48.94	-4.72	74.0	25.06	Peak	330.00	300	Vertical	Pass
2**	4394.800	39.62	-4.72	54.0	14.38	AV	330.00	300	Vertical	Pass
3	5300.800	96.41	-3.08	--	--	Peak	132.00	100	Vertical	N/A
3**	5300.800	88.48	-3.08	--	--	AV	132.00	100	Vertical	N/A
4	7684.825	49.79	-2.30	74.0	24.21	Peak	74.00	200	Vertical	Pass
4**	7684.825	39.99	-2.30	54.0	14.01	AV	74.00	200	Vertical	Pass
5	12235.662	53.48	1.15	74.0	20.52	Peak	139.00	100	Vertical	Pass
5**	12235.662	44.00	1.15	54.0	10.00	AV	139.00	100	Vertical	Pass
6	15849.338	55.34	1.34	74.0	18.66	Peak	314.00	300	Vertical	Pass
6**	15849.338	46.96	1.34	54.0	7.04	AV	314.00	300	Vertical	Pass

11ac20, U-NII-2A, 1 GHz to 18 GHz, High Channel, ANT H

No.	Frequency (MHz)	Results (dBuV/m)	Factor (dB)	Limit (dBuV/m)	Over Limit (dB)	Detector	Table (Degree)	Height (cm)	Antenna	Verdict
1	1497.900	38.40	-17.52	74.0	35.60	Peak	109.00	400	Horizontal	Pass
1**	1497.900	28.70	-17.52	54.0	25.30	AV	109.00	400	Horizontal	Pass
2	4273.600	49.05	-4.38	74.0	24.95	Peak	0.00	300	Horizontal	Pass
2**	4273.600	40.06	-4.38	54.0	13.94	AV	0.00	300	Horizontal	Pass
3	5317.600	104.75	-2.59	--	--	Peak	232.00	150	Horizontal	N/A
3**	5317.600	97.16	-2.59	--	--	AV	232.00	150	Horizontal	N/A
4	7612.375	50.17	-3.00	74.0	23.83	Peak	168.00	100	Horizontal	Pass
4**	7612.375	39.77	-3.00	54.0	14.23	AV	168.00	100	Horizontal	Pass
5	11506.275	52.60	-0.12	74.0	21.40	Peak	90.00	150	Horizontal	Pass
5**	11506.275	43.68	-0.12	54.0	10.32	AV	90.00	150	Horizontal	Pass
6	15849.338	55.49	1.34	74.0	18.51	Peak	85.00	300	Horizontal	Pass
6**	15849.338	45.99	1.34	54.0	8.01	AV	85.00	300	Horizontal	Pass

11ac20, U-NII-2A, 1 GHz to 18 GHz, High Channel, ANT V

No.	Frequency (MHz)	Results (dBuV/m)	Factor (dB)	Limit (dBuV/m)	Over Limit (dB)	Detector	Table (Degree)	Height (cm)	Antenna	Verdict
1	1497.000	40.43	-17.43	74.0	33.57	Peak	93.00	300	Vertical	Pass
1**	1497.000	29.45	-17.43	54.0	24.55	AV	93.00	300	Vertical	Pass
2	4377.600	49.79	-4.60	74.0	24.21	Peak	103.00	100	Vertical	Pass
2**	4377.600	40.09	-4.60	54.0	13.91	AV	103.00	100	Vertical	Pass
3	5320.600	97.14	-2.81	--	--	Peak	326.00	100	Vertical	N/A
3**	5320.600	89.29	-2.81	--	--	AV	326.00	100	Vertical	N/A
4	7361.962	49.24	-3.72	74.0	24.76	Peak	324.00	300	Vertical	Pass
4**	7361.962	40.05	-3.72	54.0	13.95	AV	324.00	300	Vertical	Pass
5	12243.138	53.82	1.03	74.0	20.18	Peak	136.00	200	Vertical	Pass
5**	12243.138	43.46	1.03	54.0	10.54	AV	136.00	200	Vertical	Pass
6	15675.825	55.88	1.54	74.0	18.12	Peak	360.00	400	Vertical	Pass
6**	15675.825	47.71	1.54	54.0	6.29	AV	360.00	400	Vertical	Pass

11ac40, U-NII-2A, 1 GHz to 18 GHz, Low Channel, ANT H

No.	Frequency (MHz)	Results (dBuV/m)	Factor (dB)	Limit (dBuV/m)	Over Limit (dB)	Detector	Table (Degree)	Height (cm)	Antenna	Verdict
1	1507.300	38.48	-17.66	74.0	35.52	Peak	20.00	300	Horizontal	Pass
1**	1507.300	29.01	-17.66	54.0	24.99	AV	20.00	300	Horizontal	Pass
2	4270.400	48.92	-4.55	74.0	25.08	Peak	51.00	200	Horizontal	Pass
2**	4270.400	39.95	-4.55	54.0	14.05	AV	51.00	200	Horizontal	Pass
3	5264.800	101.92	-2.77	--	--	Peak	226.00	100	Horizontal	N/A
3**	5264.800	93.39	-2.77	--	--	AV	226.00	100	Horizontal	N/A
4	7391.575	49.17	-3.81	74.0	24.83	Peak	359.00	300	Horizontal	Pass
4**	7391.575	39.18	-3.81	54.0	14.82	AV	359.00	300	Horizontal	Pass
5	12306.099	53.42	1.38	74.0	20.58	Peak	105.00	100	Horizontal	Pass
5**	12306.099	43.55	1.38	54.0	10.45	AV	105.00	100	Horizontal	Pass
6	15499.950	55.69	1.16	74.0	18.31	Peak	226.00	100	Horizontal	Pass
6**	15499.950	46.04	1.16	54.0	7.96	AV	226.00	100	Horizontal	Pass

11ac40, U-NII-2A, 1 GHz to 18 GHz, Low Channel, ANT V

No.	Frequency (MHz)	Results (dBuV/m)	Factor (dB)	Limit (dBuV/m)	Over Limit (dB)	Detector	Table (Degree)	Height (cm)	Antenna	Verdict
1	1497.800	41.86	-17.51	74.0	32.14	Peak	268.00	200	Vertical	Pass
1**	1497.800	29.94	-17.51	54.0	24.06	AV	268.00	200	Vertical	Pass
2	4340.000	49.28	-4.38	74.0	24.72	Peak	0.00	400	Vertical	Pass
2**	4340.000	40.40	-4.38	54.0	13.60	AV	0.00	400	Vertical	Pass
3	5266.800	94.93	-2.81	--	--	Peak	326.00	100	Vertical	N/A
3**	5266.800	86.85	-2.81	--	--	AV	326.00	100	Vertical	N/A
4	7516.925	49.30	-3.15	74.0	24.70	Peak	134.00	100	Vertical	Pass
4**	7516.925	40.10	-3.15	54.0	13.90	AV	134.00	100	Vertical	Pass
5	12314.724	52.99	1.40	74.0	21.01	Peak	39.00	200	Vertical	Pass
5**	12314.724	43.72	1.40	54.0	10.28	AV	39.00	200	Vertical	Pass
6	16083.225	56.52	1.57	74.0	17.48	Peak	222.00	400	Vertical	Pass
6**	16083.225	47.20	1.57	54.0	6.80	AV	222.00	400	Vertical	Pass

11ac40, U-NII-2A, 1 GHz to 18 GHz, High Channel, ANT H

No.	Frequency (MHz)	Results (dBuV/m)	Factor (dB)	Limit (dBuV/m)	Over Limit (dB)	Detector	Table (Degree)	Height (cm)	Antenna	Verdict
1	1542.800	38.78	-17.32	74.0	35.22	Peak	256.00	300	Horizontal	Pass
1**	1542.800	29.67	-17.32	54.0	24.33	AV	256.00	300	Horizontal	Pass
2	4205.800	49.66	-4.70	74.0	24.34	Peak	205.00	300	Horizontal	Pass
2**	4205.800	40.05	-4.70	54.0	13.95	AV	205.00	300	Horizontal	Pass
3	5315.200	103.12	-2.64	--	--	Peak	230.00	150	Horizontal	N/A
3**	5315.200	95.04	-2.64	--	--	AV	230.00	150	Horizontal	N/A
4	7339.250	49.04	-3.38	74.0	24.96	Peak	360.00	400	Horizontal	Pass
4**	7339.250	40.59	-3.38	54.0	13.41	AV	360.00	400	Horizontal	Pass
5	12599.063	53.03	1.88	74.0	20.97	Peak	360.00	200	Horizontal	Pass
5**	12599.063	42.68	1.88	54.0	11.32	AV	360.00	200	Horizontal	Pass
6	15852.225	55.61	1.27	74.0	18.39	Peak	40.00	100	Horizontal	Pass
6**	15852.225	45.85	1.27	54.0	8.15	AV	40.00	100	Horizontal	Pass

11ac40, U-NII-2A, 1 GHz to 18 GHz, High Channel, ANT V

No.	Frequency (MHz)	Results (dBuV/m)	Factor (dB)	Limit (dBuV/m)	Over Limit (dB)	Detector	Table (Degree)	Height (cm)	Antenna	Verdict
1	1445.900	39.50	-17.20	74.0	34.50	Peak	252.00	200	Vertical	Pass
1**	1445.900	28.94	-17.20	54.0	25.06	AV	252.00	200	Vertical	Pass
2	4369.000	49.16	-4.60	74.0	24.84	Peak	261.00	300	Vertical	Pass
2**	4369.000	40.19	-4.60	54.0	13.81	AV	261.00	300	Vertical	Pass
3	5313.000	93.97	-2.71	--	--	Peak	137.00	100	Vertical	N/A
3**	5313.000	85.93	-2.71	--	--	AV	137.00	100	Vertical	N/A
4	7508.875	49.77	-3.36	74.0	24.23	Peak	138.00	200	Vertical	Pass
4**	7508.875	39.99	-3.36	54.0	14.01	AV	138.00	200	Vertical	Pass
5	12279.075	53.13	1.77	74.0	20.87	Peak	313.00	150	Vertical	Pass
5**	12279.075	43.85	1.77	54.0	10.15	AV	313.00	150	Vertical	Pass
6	15506.775	55.77	1.34	74.0	18.23	Peak	285.00	100	Vertical	Pass
6**	15506.775	46.25	1.34	54.0	7.75	AV	285.00	100	Vertical	Pass

11ac80, U-NII-2A, 1 GHz to 18 GHz, Middle Channel, ANT H

No.	Frequency (MHz)	Results (dBuV/m)	Factor (dB)	Limit (dBuV/m)	Over Limit (dB)	Detector	Table (Degree)	Height (cm)	Antenna	Verdict
1	1539.700	38.26	-17.37	74.0	35.74	Peak	28.00	400	Horizontal	Pass
1**	1539.700	29.84	-17.37	54.0	24.16	AV	28.00	400	Horizontal	Pass
2	4352.200	49.60	-3.59	74.0	24.40	Peak	253.00	300	Horizontal	Pass
2**	4352.200	40.93	-3.59	54.0	13.07	AV	253.00	300	Horizontal	Pass
3	5313.800	99.33	-2.69	--	--	Peak	230.00	200	Horizontal	N/A
3**	5313.800	90.49	-2.69	--	--	AV	230.00	200	Horizontal	N/A
4	7690.862	49.02	-1.90	74.0	24.98	Peak	147.00	300	Horizontal	Pass
4**	7690.862	40.10	-1.90	54.0	13.90	AV	147.00	300	Horizontal	Pass
5	12344.912	52.67	1.28	74.0	21.33	Peak	246.00	150	Horizontal	Pass
5**	12344.912	43.29	1.28	54.0	10.71	AV	246.00	150	Horizontal	Pass
6	16107.638	55.68	0.87	74.0	18.32	Peak	230.00	300	Horizontal	Pass
6**	16107.638	46.20	0.87	54.0	7.80	AV	230.00	300	Horizontal	Pass

11ac80, U-NII-2A, 1 GHz to 18 GHz, Middle Channel, ANT V

No.	Frequency (MHz)	Results (dBuV/m)	Factor (dB)	Limit (dBuV/m)	Over Limit (dB)	Detector	Table (Degree)	Height (cm)	Antenna	Verdict
1	1496.200	42.16	-17.37	74.0	31.84	Peak	95.00	100	Vertical	Pass
1**	1496.200	31.83	-17.37	54.0	22.17	AV	95.00	100	Vertical	Pass
2	4378.800	49.85	-4.54	74.0	24.15	Peak	35.00	100	Vertical	Pass
2**	4378.800	40.34	-4.54	54.0	13.66	AV	35.00	100	Vertical	Pass
3	5266.400	91.60	-2.78	--	--	Peak	318.00	150	Vertical	N/A
3**	5266.400	83.40	-2.78	--	--	AV	318.00	150	Vertical	N/A
4	7345.000	50.64	-3.33	74.0	23.36	Peak	0.00	400	Vertical	Pass
4**	7345.000	40.69	-3.33	54.0	13.31	AV	0.00	400	Vertical	Pass
5	11942.988	52.94	1.60	74.0	21.06	Peak	61.00	100	Vertical	Pass
5**	11942.988	44.15	1.60	54.0	9.85	AV	61.00	100	Vertical	Pass
6	15809.700	55.56	2.17	74.0	18.44	Peak	253.00	300	Vertical	Pass
6**	15809.700	46.46	2.17	54.0	7.54	AV	253.00	300	Vertical	Pass

11a, U-NII-2C, 1 GHz to 18 GHz, Low Channel, ANT H

No.	Frequency (MHz)	Results (dBuV/m)	Factor (dB)	Limit (dBuV/m)	Over Limit (dB)	Detector	Table (Degree)	Height (cm)	Antenna	Verdict
1	1575.100	40.62	-17.57	74.0	33.38	Peak	168.00	300	Horizontal	Pass
1**	1575.100	29.08	-17.57	54.0	24.92	AV	168.00	300	Horizontal	Pass
2	4359.800	49.63	-4.19	74.0	24.37	Peak	270.00	400	Horizontal	Pass
2**	4359.800	40.24	-4.19	54.0	13.76	AV	270.00	400	Horizontal	Pass
3	5498.800	101.67	-2.26	--	--	Peak	240.00	100	Horizontal	N/A
3**	5498.800	94.68	-2.26	--	--	AV	240.00	100	Horizontal	N/A
4	7672.462	49.31	-2.31	74.0	24.69	Peak	95.00	400	Horizontal	Pass
4**	7672.462	40.52	-2.31	54.0	13.48	AV	95.00	400	Horizontal	Pass
5	12324.787	53.27	1.42	74.0	20.73	Peak	158.00	100	Horizontal	Pass
5**	12324.787	44.04	1.42	54.0	9.96	AV	158.00	100	Horizontal	Pass
6	15671.363	55.99	1.46	74.0	18.01	Peak	126.00	300	Horizontal	Pass
6**	15671.363	46.42	1.46	54.0	7.58	AV	126.00	300	Horizontal	Pass

11a, U-NII-2C, 1 GHz to 18 GHz, Low Channel, ANT V

No.	Frequency (MHz)	Results (dBuV/m)	Factor (dB)	Limit (dBuV/m)	Over Limit (dB)	Detector	Table (Degree)	Height (cm)	Antenna	Verdict
1	1495.200	40.70	-17.50	74.0	33.30	Peak	274.00	100	Vertical	Pass
1**	1495.200	33.80	-17.50	54.0	20.20	AV	274.00	100	Vertical	Pass
2	4060.000	49.63	-4.95	74.0	24.37	Peak	135.00	300	Vertical	Pass
2**	4060.000	39.48	-4.95	54.0	14.52	AV	135.00	300	Vertical	Pass
3	5497.200	95.77	-2.20	--	--	Peak	145.00	200	Vertical	N/A
3**	5497.200	87.29	-2.20	--	--	AV	145.00	200	Vertical	N/A
4	7673.038	49.21	-2.36	74.0	24.79	Peak	231.00	100	Vertical	Pass
4**	7673.038	40.82	-2.36	54.0	13.18	AV	231.00	100	Vertical	Pass
5	12316.738	53.51	1.41	74.0	20.49	Peak	132.00	100	Vertical	Pass
5**	12316.738	43.43	1.41	54.0	10.57	AV	132.00	100	Vertical	Pass
6	15824.925	55.71	1.64	74.0	18.29	Peak	37.00	400	Vertical	Pass
6**	15824.925	46.60	1.64	54.0	7.40	AV	37.00	400	Vertical	Pass

11a, U-NII-2C, 1 GHz to 18 GHz, Middle Channel, ANT H

No.	Frequency (MHz)	Results (dBuV/m)	Factor (dB)	Limit (dBuV/m)	Over Limit (dB)	Detector	Table (Degree)	Height (cm)	Antenna	Verdict
1	1469.700	38.92	-17.46	74.0	35.08	Peak	209.00	200	Horizontal	Pass
1**	1469.700	29.62	-17.46	54.0	24.38	AV	209.00	200	Horizontal	Pass
2	4347.600	49.73	-3.94	74.0	24.27	Peak	359.00	100	Horizontal	Pass
2**	4347.600	40.26	-3.94	54.0	13.74	AV	359.00	100	Horizontal	Pass
3	5582.000	100.36	-1.89	--	--	Peak	231.00	200	Horizontal	N/A
3**	5582.000	93.11	-1.89	--	--	AV	231.00	200	Horizontal	N/A
4	7340.112	49.87	-3.40	74.0	24.13	Peak	40.00	300	Horizontal	Pass
4**	7340.112	41.16	-3.40	54.0	12.84	AV	40.00	300	Horizontal	Pass
5	12317.887	52.82	1.42	74.0	21.18	Peak	24.00	150	Horizontal	Pass
5**	12317.887	43.69	1.42	54.0	10.31	AV	24.00	150	Horizontal	Pass
6	15398.100	55.38	0.73	74.0	18.62	Peak	109.00	300	Horizontal	Pass
6**	15398.100	46.35	0.73	54.0	7.65	AV	109.00	300	Horizontal	Pass

11a, U-NII-2C, 1 GHz to 18 GHz, Middle Channel, ANT V

No.	Frequency (MHz)	Results (dBuV/m)	Factor (dB)	Limit (dBuV/m)	Over Limit (dB)	Detector	Table (Degree)	Height (cm)	Antenna	Verdict
1	1581.000	40.31	-17.31	74.0	33.69	Peak	121.00	300	Vertical	Pass
1**	1581.000	29.48	-17.31	54.0	24.52	AV	121.00	300	Vertical	Pass
2	4360.000	49.83	-4.18	74.0	24.17	Peak	197.00	300	Vertical	Pass
2**	4360.000	41.55	-4.18	54.0	12.45	AV	197.00	300	Vertical	Pass
3	5581.400	93.86	-1.87	--	--	Peak	360.00	100	Vertical	N/A
3**	5581.400	88.41	-1.87	--	--	AV	360.00	100	Vertical	N/A
4	7337.238	49.49	-3.30	74.0	24.51	Peak	226.00	400	Vertical	Pass
4**	7337.238	41.03	-3.30	54.0	12.97	AV	226.00	400	Vertical	Pass
5	11660.951	53.52	0.13	74.0	20.48	Peak	360.00	100	Vertical	Pass
5**	11660.951	43.08	0.13	54.0	10.92	AV	360.00	100	Vertical	Pass
6	15842.513	55.55	1.41	74.0	18.45	Peak	360.00	300	Vertical	Pass
6**	15842.513	46.87	1.41	54.0	7.13	AV	360.00	300	Vertical	Pass

11a, U-NII-2C, 1 GHz to 18 GHz, High Channel, ANT H

No.	Frequency (MHz)	Results (dBuV/m)	Factor (dB)	Limit (dBuV/m)	Over Limit (dB)	Detector	Table (Degree)	Height (cm)	Antenna	Verdict
1	1553.500	38.72	-17.31	74.0	35.28	Peak	155.00	300	Horizontal	Pass
1**	1553.500	29.52	-17.31	54.0	24.48	AV	155.00	300	Horizontal	Pass
2	4268.600	49.24	-4.72	74.0	24.76	Peak	253.00	100	Horizontal	Pass
2**	4268.600	40.85	-4.72	54.0	13.15	AV	253.00	100	Horizontal	Pass
3	5698.400	98.96	-1.50	--	--	Peak	91.00	100	Horizontal	N/A
3**	5698.400	91.04	-1.50	--	--	AV	91.00	100	Horizontal	N/A
4	7348.450	50.15	-3.15	74.0	23.85	Peak	313.00	200	Horizontal	Pass
4**	7348.450	41.22	-3.15	54.0	12.78	AV	313.00	200	Horizontal	Pass
5	12330.537	53.29	1.41	74.0	20.71	Peak	313.00	200	Horizontal	Pass
5**	12330.537	43.63	1.41	54.0	10.37	AV	313.00	200	Horizontal	Pass
6	15780.825	56.68	1.59	74.0	17.32	Peak	111.00	200	Horizontal	Pass
6**	15780.825	45.66	1.59	54.0	8.34	AV	111.00	200	Horizontal	Pass

11a, U-NII-2C, 1 GHz to 18 GHz, High Channel, ANT V

No.	Frequency (MHz)	Results (dBuV/m)	Factor (dB)	Limit (dBuV/m)	Over Limit (dB)	Detector	Table (Degree)	Height (cm)	Antenna	Verdict
1	1616.400	40.05	-17.77	74.0	33.95	Peak	109.00	100	Vertical	Pass
1**	1616.400	29.45	-17.77	54.0	24.55	AV	109.00	100	Vertical	Pass
2	4378.800	49.10	-4.54	74.0	24.90	Peak	39.00	100	Vertical	Pass
2**	4378.800	40.45	-4.54	54.0	13.55	AV	39.00	100	Vertical	Pass
3	5702.600	94.22	-1.42	--	--	Peak	147.00	150	Vertical	N/A
3**	5702.600	87.83	-1.42	--	--	AV	147.00	150	Vertical	N/A
4	7339.250	49.78	-3.38	74.0	24.22	Peak	0.00	300	Vertical	Pass
4**	7339.250	41.61	-3.38	54.0	12.39	AV	0.00	300	Vertical	Pass
5	12289.138	53.56	1.68	74.0	20.44	Peak	167.00	200	Vertical	Pass
5**	12289.138	43.72	1.68	54.0	10.28	AV	167.00	200	Vertical	Pass
6	15830.963	55.45	1.49	74.0	18.55	Peak	163.00	400	Vertical	Pass
6**	15830.963	46.53	1.49	54.0	7.47	AV	163.00	400	Vertical	Pass

11n20, U-NII-2C, 1 GHz to 18 GHz, Low Channel, ANT H

No.	Frequency (MHz)	Results (dBuV/m)	Factor (dB)	Limit (dBuV/m)	Over Limit (dB)	Detector	Table (Degree)	Height (cm)	Antenna	Verdict
1	1482.300	38.59	-17.67	74.0	35.41	Peak	28.00	100	Horizontal	Pass
1**	1482.300	28.93	-17.67	54.0	25.07	AV	28.00	100	Horizontal	Pass
2	4356.800	49.43	-4.02	74.0	24.57	Peak	145.00	400	Horizontal	Pass
2**	4356.800	40.61	-4.02	54.0	13.39	AV	145.00	400	Horizontal	Pass
3	5497.800	100.84	-2.20	--	--	Peak	220.00	200	Horizontal	N/A
3**	5497.800	94.40	-2.20	--	--	AV	220.00	200	Horizontal	N/A
4	7476.388	49.24	-3.60	74.0	24.76	Peak	70.00	400	Horizontal	Pass
4**	7476.388	39.10	-3.60	54.0	14.90	AV	70.00	400	Horizontal	Pass
5	12323.637	52.92	1.42	74.0	21.08	Peak	250.00	200	Horizontal	Pass
5**	12323.637	43.88	1.42	54.0	10.12	AV	250.00	200	Horizontal	Pass
6	15838.838	56.32	1.45	74.0	17.68	Peak	352.00	300	Horizontal	Pass
6**	15838.838	46.04	1.45	54.0	7.96	AV	352.00	300	Horizontal	Pass

11n20, U-NII-2C, 1 GHz to 18 GHz, Low Channel, ANT V

No.	Frequency (MHz)	Results (dBuV/m)	Factor (dB)	Limit (dBuV/m)	Over Limit (dB)	Detector	Table (Degree)	Height (cm)	Antenna	Verdict
1	1439.400	45.25	-17.46	74.0	28.75	Peak	163.00	300	Vertical	Pass
1**	1439.400	34.66	-17.46	54.0	19.34	AV	163.00	300	Vertical	Pass
2	4395.200	49.85	-4.74	74.0	24.15	Peak	343.00	200	Vertical	Pass
2**	4395.200	40.02	-4.74	54.0	13.98	AV	343.00	200	Vertical	Pass
3	5498.600	94.76	-2.24	--	--	Peak	322.00	150	Vertical	N/A
3**	5498.600	87.31	-2.24	--	--	AV	322.00	150	Vertical	N/A
4	7690.288	50.40	-1.89	74.0	23.60	Peak	118.00	100	Vertical	Pass
4**	7690.288	40.88	-1.89	54.0	13.12	AV	118.00	100	Vertical	Pass
5	12605.674	53.76	1.91	74.0	20.24	Peak	249.00	200	Vertical	Pass
5**	12605.674	43.97	1.91	54.0	10.03	AV	249.00	200	Vertical	Pass
6	15797.363	55.42	2.25	74.0	18.58	Peak	127.00	100	Vertical	Pass
6**	15797.363	46.04	2.25	54.0	7.96	AV	127.00	100	Vertical	Pass

11n20, U-NII-2C, 1 GHz to 18 GHz, Middle Channel, ANT H

No.	Frequency (MHz)	Results (dBuV/m)	Factor (dB)	Limit (dBuV/m)	Over Limit (dB)	Detector	Table (Degree)	Height (cm)	Antenna	Verdict
1	1618.100	38.93	-17.69	74.0	35.07	Peak	265.00	300	Horizontal	Pass
1**	1618.100	28.70	-17.69	54.0	25.30	AV	265.00	300	Horizontal	Pass
2	4376.000	49.34	-4.74	74.0	24.66	Peak	29.00	200	Horizontal	Pass
2**	4376.000	40.43	-4.74	54.0	13.57	AV	29.00	200	Horizontal	Pass
3	5581.600	99.71	-1.88	--	--	Peak	232.00	200	Horizontal	N/A
3**	5581.600	92.28	-1.88	--	--	AV	232.00	200	Horizontal	N/A
4	7344.138	50.17	-3.28	74.0	23.83	Peak	300.00	300	Horizontal	Pass
4**	7344.138	41.41	-3.28	54.0	12.59	AV	300.00	300	Horizontal	Pass
5	12234.512	53.32	1.17	74.0	20.68	Peak	316.00	200	Horizontal	Pass
5**	12234.512	43.72	1.17	54.0	10.28	AV	316.00	200	Horizontal	Pass
6	15854.588	55.31	1.20	74.0	18.69	Peak	109.00	200	Horizontal	Pass
6**	15854.588	47.06	1.20	54.0	6.94	AV	109.00	200	Horizontal	Pass

11n20, U-NII-2C, 1 GHz to 18 GHz, Middle Channel, ANT V

No.	Frequency (MHz)	Results (dBuV/m)	Factor (dB)	Limit (dBuV/m)	Over Limit (dB)	Detector	Table (Degree)	Height (cm)	Antenna	Verdict
1	1536.300	38.79	-17.26	74.0	35.21	Peak	114.00	300	Vertical	Pass
1**	1536.300	28.78	-17.26	54.0	25.22	AV	114.00	300	Vertical	Pass
2	4357.200	49.62	-4.07	74.0	24.38	Peak	261.00	100	Vertical	Pass
2**	4357.200	40.58	-4.07	54.0	13.42	AV	261.00	100	Vertical	Pass
3	5580.600	93.67	-1.83	--	--	Peak	156.00	100	Vertical	N/A
3**	5580.600	85.00	-1.83	--	--	AV	156.00	100	Vertical	N/A
4	7499.962	49.76	-3.41	74.0	24.24	Peak	267.00	400	Vertical	Pass
4**	7499.962	39.79	-3.41	54.0	14.21	AV	267.00	400	Vertical	Pass
5	11956.500	53.19	1.09	74.0	20.81	Peak	169.00	100	Vertical	Pass
5**	11956.500	43.05	1.09	54.0	10.95	AV	169.00	100	Vertical	Pass
6	15850.125	55.82	1.33	74.0	18.18	Peak	259.00	100	Vertical	Pass
6**	15850.125	46.33	1.33	54.0	7.67	AV	259.00	100	Vertical	Pass

11n20, U-NII-2C, 1 GHz to 18 GHz, High Channel, ANT H

No.	Frequency (MHz)	Results (dBuV/m)	Factor (dB)	Limit (dBuV/m)	Over Limit (dB)	Detector	Table (Degree)	Height (cm)	Antenna	Verdict
1	1550.200	38.47	-17.48	74.0	35.53	Peak	259.00	100	Horizontal	Pass
1**	1550.200	29.53	-17.48	54.0	24.47	AV	259.00	100	Horizontal	Pass
2	4366.000	49.39	-4.25	74.0	24.61	Peak	6.00	200	Horizontal	Pass
2**	4366.000	40.56	-4.25	54.0	13.44	AV	6.00	200	Horizontal	Pass
3	5701.800	98.81	-1.48	--	--	Peak	209.00	100	Horizontal	N/A
3**	5701.800	90.64	-1.48	--	--	AV	209.00	100	Horizontal	N/A
4	7601.737	49.30	-3.21	74.0	24.70	Peak	234.00	100	Horizontal	Pass
4**	7601.737	39.49	-3.21	54.0	14.51	AV	234.00	100	Horizontal	Pass
5	12219.850	53.12	1.22	74.0	20.88	Peak	266.00	150	Horizontal	Pass
5**	12219.850	43.47	1.22	54.0	10.53	AV	266.00	150	Horizontal	Pass
6	15801.300	55.49	2.32	74.0	18.51	Peak	238.00	300	Horizontal	Pass
6**	15801.300	46.79	2.32	54.0	7.21	AV	238.00	300	Horizontal	Pass

11n20, U-NII-2C, 1 GHz to 18 GHz, High Channel, ANT V

No.	Frequency (MHz)	Results (dBuV/m)	Factor (dB)	Limit (dBuV/m)	Over Limit (dB)	Detector	Table (Degree)	Height (cm)	Antenna	Verdict
1	1499.100	39.95	-17.53	74.0	34.05	Peak	106.00	400	Vertical	Pass
1**	1499.100	29.24	-17.53	54.0	24.76	AV	106.00	400	Vertical	Pass
2	4277.000	49.96	-4.45	74.0	24.04	Peak	212.00	400	Vertical	Pass
2**	4277.000	40.69	-4.45	54.0	13.31	AV	212.00	400	Vertical	Pass
3	5697.800	93.96	-1.52	--	--	Peak	149.00	200	Vertical	N/A
3**	5697.800	86.15	-1.52	--	--	AV	149.00	200	Vertical	N/A
4	7684.250	49.84	-2.32	74.0	24.16	Peak	105.00	300	Vertical	Pass
4**	7684.250	40.10	-2.32	54.0	13.90	AV	105.00	300	Vertical	Pass
5	12401.263	52.86	1.55	74.0	21.14	Peak	331.00	200	Vertical	Pass
5**	12401.263	43.37	1.55	54.0	10.63	AV	331.00	200	Vertical	Pass
6	15830.438	56.46	1.49	74.0	17.54	Peak	89.00	300	Vertical	Pass
6**	15830.438	47.37	1.49	54.0	6.63	AV	89.00	300	Vertical	Pass

11n40, U-NII-2C, 1 GHz to 18 GHz, Low Channel, ANT H

No.	Frequency (MHz)	Results (dBuV/m)	Factor (dB)	Limit (dBuV/m)	Over Limit (dB)	Detector	Table (Degree)	Height (cm)	Antenna	Verdict
1	1550.600	38.89	-17.47	74.0	35.11	Peak	120.00	300	Horizontal	Pass
1**	1550.600	29.49	-17.47	54.0	24.51	AV	120.00	300	Horizontal	Pass
2	4394.200	49.79	-4.71	74.0	24.21	Peak	28.00	400	Horizontal	Pass
2**	4394.200	39.92	-4.71	54.0	14.08	AV	28.00	400	Horizontal	Pass
3	5507.000	97.81	-2.44	--	--	Peak	229.00	100	Horizontal	N/A
3**	5507.000	90.45	-2.44	--	--	AV	229.00	100	Horizontal	N/A
4	7685.112	49.76	-2.28	74.0	24.24	Peak	0.00	300	Horizontal	Pass
4**	7685.112	40.30	-2.28	54.0	13.70	AV	0.00	300	Horizontal	Pass
5	11645.425	53.15	-0.20	74.0	20.85	Peak	104.00	100	Horizontal	Pass
5**	11645.425	42.72	-0.20	54.0	11.28	AV	104.00	100	Horizontal	Pass
6	15807.863	55.47	2.21	74.0	18.53	Peak	295.00	400	Horizontal	Pass
6**	15807.863	45.82	2.21	54.0	8.18	AV	295.00	400	Horizontal	Pass

11n40, U-NII-2C, 1 GHz to 18 GHz, Low Channel, ANT V

No.	Frequency (MHz)	Results (dBuV/m)	Factor (dB)	Limit (dBuV/m)	Over Limit (dB)	Detector	Table (Degree)	Height (cm)	Antenna	Verdict
1	1609.000	39.15	-17.69	74.0	34.85	Peak	106.00	200	Vertical	Pass
1**	1609.000	29.50	-17.69	54.0	24.50	AV	106.00	200	Vertical	Pass
2	4350.000	49.23	-3.72	74.0	24.77	Peak	283.00	100	Vertical	Pass
2**	4350.000	39.61	-3.72	54.0	14.39	AV	283.00	100	Vertical	Pass
3	5516.200	92.47	-2.31	--	--	Peak	143.00	150	Vertical	N/A
3**	5516.200	83.67	-2.31	--	--	AV	143.00	150	Vertical	N/A
4	7275.425	49.87	-3.10	74.0	24.13	Peak	89.00	300	Vertical	Pass
4**	7275.425	39.64	-3.10	54.0	14.36	AV	89.00	300	Vertical	Pass
5	12311.850	53.56	1.38	74.0	20.44	Peak	283.00	150	Vertical	Pass
5**	12311.850	43.36	1.38	54.0	10.64	AV	283.00	150	Vertical	Pass
6	15832.537	55.84	1.47	74.0	18.16	Peak	51.00	100	Vertical	Pass
6**	15832.537	46.70	1.47	54.0	7.30	AV	51.00	100	Vertical	Pass

11n40, U-NII-2C, 1 GHz to 18 GHz, Middle Channel, ANT H

No.	Frequency (MHz)	Results (dBuV/m)	Factor (dB)	Limit (dBuV/m)	Over Limit (dB)	Detector	Table (Degree)	Height (cm)	Antenna	Verdict
1	1625.100	38.49	-17.61	74.0	35.51	Peak	235.00	300	Horizontal	Pass
1**	1625.100	29.44	-17.61	54.0	24.56	AV	235.00	300	Horizontal	Pass
2	4348.200	49.96	-3.89	74.0	24.04	Peak	219.00	300	Horizontal	Pass
2**	4348.200	40.49	-3.89	54.0	13.51	AV	219.00	300	Horizontal	Pass
3	5579.800	96.65	-1.86	--	--	Peak	229.00	200	Horizontal	N/A
3**	5579.800	88.13	-1.86	--	--	AV	229.00	200	Horizontal	N/A
4	7272.550	49.74	-2.79	74.0	24.26	Peak	23.00	100	Horizontal	Pass
4**	7272.550	40.07	-2.79	54.0	13.93	AV	23.00	100	Horizontal	Pass
5	11717.588	52.73	0.77	74.0	21.27	Peak	0.00	200	Horizontal	Pass
5**	11717.588	42.11	0.77	54.0	11.89	AV	0.00	200	Horizontal	Pass
6	15501.787	55.45	1.20	74.0	18.55	Peak	164.00	400	Horizontal	Pass
6**	15501.787	47.02	1.20	54.0	6.98	AV	164.00	400	Horizontal	Pass

11n40, U-NII-2C, 1 GHz to 18 GHz, Middle Channel, ANT V

No.	Frequency (MHz)	Results (dBuV/m)	Factor (dB)	Limit (dBuV/m)	Over Limit (dB)	Detector	Table (Degree)	Height (cm)	Antenna	Verdict
1	1572.000	39.90	-17.64	74.0	34.10	Peak	130.00	400	Vertical	Pass
1**	1572.000	29.58	-17.64	54.0	24.42	AV	130.00	400	Vertical	Pass
2	4384.400	49.11	-4.66	74.0	24.89	Peak	264.00	100	Vertical	Pass
2**	4384.400	40.26	-4.66	54.0	13.74	AV	264.00	100	Vertical	Pass
3	5585.400	90.95	-1.88	--	--	Peak	144.00	200	Vertical	N/A
3**	5585.400	83.13	-1.88	--	--	AV	144.00	200	Vertical	N/A
4	7311.075	49.37	-2.72	74.0	24.63	Peak	36.00	200	Vertical	Pass
4**	7311.075	40.39	-2.72	54.0	13.61	AV	36.00	200	Vertical	Pass
5	11942.412	53.28	1.62	74.0	20.72	Peak	200.00	200	Vertical	Pass
5**	11942.412	43.82	1.62	54.0	10.18	AV	200.00	200	Vertical	Pass
6	15841.724	56.08	1.42	74.0	17.92	Peak	241.00	100	Vertical	Pass
6**	15841.724	46.16	1.42	54.0	7.84	AV	241.00	100	Vertical	Pass

11n40, U-NII-2C, 1 GHz to 18 GHz, High Channel, ANT H

No.	Frequency (MHz)	Results (dBuV/m)	Factor (dB)	Limit (dBuV/m)	Over Limit (dB)	Detector	Table (Degree)	Height (cm)	Antenna	Verdict
1	1580.600	38.64	-17.34	74.0	35.36	Peak	236.00	100	Horizontal	Pass
1**	1580.600	29.55	-17.34	54.0	24.45	AV	236.00	100	Horizontal	Pass
2	4356.800	49.21	-4.02	74.0	24.79	Peak	231.00	400	Horizontal	Pass
2**	4356.800	40.78	-4.02	54.0	13.22	AV	231.00	400	Horizontal	Pass
3	5665.600	96.50	-2.29	--	--	Peak	231.00	100	Horizontal	N/A
3**	5665.600	87.88	-2.29	--	--	AV	231.00	100	Horizontal	N/A
4	7368.862	49.53	-4.02	74.0	24.47	Peak	0.00	200	Horizontal	Pass
4**	7368.862	40.36	-4.02	54.0	13.64	AV	0.00	200	Horizontal	Pass
5	12378.838	52.76	1.44	74.0	21.24	Peak	152.00	150	Horizontal	Pass
5**	12378.838	42.71	1.44	54.0	11.29	AV	152.00	150	Horizontal	Pass
6	16085.325	55.58	1.52	74.0	18.42	Peak	353.00	300	Horizontal	Pass
6**	16085.325	46.04	1.52	54.0	7.96	AV	353.00	300	Horizontal	Pass

11n40, U-NII-2C, 1 GHz to 18 GHz, High Channel, ANT V

No.	Frequency (MHz)	Results (dBuV/m)	Factor (dB)	Limit (dBuV/m)	Over Limit (dB)	Detector	Table (Degree)	Height (cm)	Antenna	Verdict
1	1574.600	39.62	-17.59	74.0	34.38	Peak	114.00	300	Vertical	Pass
1**	1574.600	29.81	-17.59	54.0	24.19	AV	114.00	300	Vertical	Pass
2	4017.000	49.28	-4.92	74.0	24.72	Peak	157.00	100	Vertical	Pass
2**	4017.000	38.59	-4.92	54.0	15.41	AV	157.00	100	Vertical	Pass
3	5666.000	91.48	-2.27	--	--	Peak	157.00	200	Vertical	N/A
3**	5666.000	83.32	-2.27	--	--	AV	157.00	200	Vertical	N/A
4	7690.575	49.40	-1.88	74.0	24.60	Peak	300.00	300	Vertical	Pass
4**	7690.575	40.61	-1.88	54.0	13.39	AV	300.00	300	Vertical	Pass
5	12327.663	52.75	1.42	74.0	21.25	Peak	0.00	100	Vertical	Pass
5**	12327.663	43.26	1.42	54.0	10.74	AV	0.00	100	Vertical	Pass
6	16165.387	56.30	1.04	74.0	17.70	Peak	307.00	400	Vertical	Pass
6**	16165.387	47.21	1.04	54.0	6.79	AV	307.00	400	Vertical	Pass

11ac20, U-NII-2C, 1 GHz to 18 GHz, Low Channel, ANT H

No.	Frequency (MHz)	Results (dBuV/m)	Factor (dB)	Limit (dBuV/m)	Over Limit (dB)	Detector	Table (Degree)	Height (cm)	Antenna	Verdict
1	1515.100	38.46	-17.59	74.0	35.54	Peak	225.00	400	Horizontal	Pass
1**	1515.100	28.78	-17.59	54.0	25.22	AV	225.00	400	Horizontal	Pass
2	4250.800	49.08	-5.18	74.0	24.92	Peak	103.00	100	Horizontal	Pass
2**	4250.800	38.81	-5.18	54.0	15.19	AV	103.00	100	Horizontal	Pass
3	5499.000	101.16	-2.27	--	--	Peak	231.00	150	Horizontal	N/A
3**	5499.000	94.61	-2.27	--	--	AV	231.00	150	Horizontal	N/A
4	7688.563	49.54	-2.14	74.0	24.46	Peak	266.00	100	Horizontal	Pass
4**	7688.563	40.15	-2.14	54.0	13.85	AV	266.00	100	Horizontal	Pass
5	12288.275	53.17	1.70	74.0	20.83	Peak	0.00	200	Horizontal	Pass
5**	12288.275	44.12	1.70	54.0	9.88	AV	0.00	200	Horizontal	Pass
6	15792.900	55.98	2.10	74.0	18.02	Peak	360.00	400	Horizontal	Pass
6**	15792.900	46.79	2.10	54.0	7.21	AV	360.00	400	Horizontal	Pass

11ac20, U-NII-2C, 1 GHz to 18 GHz, Low Channel, ANT V

No.	Frequency (MHz)	Results (dBuV/m)	Factor (dB)	Limit (dBuV/m)	Over Limit (dB)	Detector	Table (Degree)	Height (cm)	Antenna	Verdict
1	1528.300	39.63	-17.43	74.0	34.37	Peak	259.00	300	Vertical	Pass
1**	1528.300	29.82	-17.43	54.0	24.18	AV	259.00	300	Vertical	Pass
2	4360.200	49.58	-4.18	74.0	24.42	Peak	39.00	200	Vertical	Pass
2**	4360.200	40.10	-4.18	54.0	13.90	AV	39.00	200	Vertical	Pass
3	5495.600	95.01	-2.29	--	--	Peak	145.00	200	Vertical	N/A
3**	5495.600	86.26	-2.29	--	--	AV	145.00	200	Vertical	N/A
4	7350.175	49.58	-3.34	74.0	24.42	Peak	314.00	100	Vertical	Pass
4**	7350.175	40.03	-3.34	54.0	13.97	AV	314.00	100	Vertical	Pass
5	12312.713	53.18	1.39	74.0	20.82	Peak	347.00	100	Vertical	Pass
5**	12312.713	43.40	1.39	54.0	10.60	AV	347.00	100	Vertical	Pass
6	15849.600	55.74	1.33	74.0	18.26	Peak	108.00	100	Vertical	Pass
6**	15849.600	46.99	1.33	54.0	7.01	AV	108.00	100	Vertical	Pass

11ac20, U-NII-2C, 1 GHz to 18 GHz, Middle Channel, ANT H

No.	Frequency (MHz)	Results (dBuV/m)	Factor (dB)	Limit (dBuV/m)	Over Limit (dB)	Detector	Table (Degree)	Height (cm)	Antenna	Verdict
1	1435.000	38.27	-17.50	74.0	35.73	Peak	120.00	300	Horizontal	Pass
1**	1435.000	28.86	-17.50	54.0	25.14	AV	120.00	300	Horizontal	Pass
2	4352.400	49.45	-3.62	74.0	24.55	Peak	284.00	200	Horizontal	Pass
2**	4352.400	41.13	-3.62	54.0	12.87	AV	284.00	200	Horizontal	Pass
3	5577.200	98.93	-1.91	--	--	Peak	231.00	100	Horizontal	N/A
3**	5577.200	91.71	-1.91	--	--	AV	231.00	100	Horizontal	N/A
4	7690.288	49.75	-1.89	74.0	24.25	Peak	185.00	100	Horizontal	Pass
4**	7690.288	41.10	-1.89	54.0	12.90	AV	185.00	100	Horizontal	Pass
5	12645.638	52.71	1.05	74.0	21.29	Peak	265.00	100	Horizontal	Pass
5**	12645.638	42.68	1.05	54.0	11.32	AV	265.00	100	Horizontal	Pass
6	15649.050	55.77	1.19	74.0	18.23	Peak	108.00	100	Horizontal	Pass
6**	15649.050	45.35	1.19	54.0	8.65	AV	108.00	100	Horizontal	Pass

11ac20, U-NII-2C, 1 GHz to 18 GHz, Middle Channel, ANT V

No.	Frequency (MHz)	Results (dBuV/m)	Factor (dB)	Limit (dBuV/m)	Over Limit (dB)	Detector	Table (Degree)	Height (cm)	Antenna	Verdict
1	1522.000	39.02	-17.41	74.0	34.98	Peak	280.00	300	Vertical	Pass
1**	1522.000	28.84	-17.41	54.0	25.16	AV	280.00	300	Vertical	Pass
2	4398.400	49.85	-4.91	74.0	24.15	Peak	358.00	400	Vertical	Pass
2**	4398.400	39.76	-4.91	54.0	14.24	AV	358.00	400	Vertical	Pass
3	5583.000	93.01	-1.93	--	--	Peak	146.00	200	Vertical	N/A
3**	5583.000	84.85	-1.93	--	--	AV	146.00	200	Vertical	N/A
4	7345.862	49.17	-3.37	74.0	24.83	Peak	137.00	400	Vertical	Pass
4**	7345.862	41.07	-3.37	54.0	12.93	AV	137.00	400	Vertical	Pass
5	12239.688	52.92	1.07	74.0	21.08	Peak	266.00	100	Vertical	Pass
5**	12239.688	44.07	1.07	54.0	9.93	AV	266.00	100	Vertical	Pass
6	16140.188	55.35	1.02	74.0	18.65	Peak	146.00	400	Vertical	Pass
6**	16140.188	45.69	1.02	54.0	8.31	AV	146.00	400	Vertical	Pass

11ac20, U-NII-2C, 1 GHz to 18 GHz, High Channel, ANT H

No.	Frequency (MHz)	Results (dBuV/m)	Factor (dB)	Limit (dBuV/m)	Over Limit (dB)	Detector	Table (Degree)	Height (cm)	Antenna	Verdict
1	1556.900	39.05	-17.36	74.0	34.95	Peak	288.00	400	Horizontal	Pass
1**	1556.900	29.42	-17.36	54.0	24.58	AV	288.00	400	Horizontal	Pass
2	4382.000	49.59	-4.62	74.0	24.41	Peak	37.00	400	Horizontal	Pass
2**	4382.000	40.08	-4.62	54.0	13.92	AV	37.00	400	Horizontal	Pass
3	5701.400	97.96	-1.50	--	--	Peak	219.00	150	Horizontal	N/A
3**	5701.400	91.15	-1.50	--	--	AV	219.00	150	Horizontal	N/A
4	7522.100	49.31	-3.22	74.0	24.69	Peak	6.00	100	Horizontal	Pass
4**	7522.100	39.89	-3.22	54.0	14.11	AV	6.00	100	Horizontal	Pass
5	11963.112	53.35	0.88	74.0	20.65	Peak	137.00	150	Horizontal	Pass
5**	11963.112	43.30	0.88	54.0	10.70	AV	137.00	150	Horizontal	Pass
6	15825.713	56.43	1.62	74.0	17.57	Peak	353.00	300	Horizontal	Pass
6**	15825.713	46.44	1.62	54.0	7.56	AV	353.00	300	Horizontal	Pass

11ac20, U-NII-2C, 1 GHz to 18 GHz, High Channel, ANT V

No.	Frequency (MHz)	Results (dBuV/m)	Factor (dB)	Limit (dBuV/m)	Over Limit (dB)	Detector	Table (Degree)	Height (cm)	Antenna	Verdict
1	1552.200	39.58	-17.40	74.0	34.42	Peak	94.00	200	Vertical	Pass
1**	1552.200	28.96	-17.40	54.0	25.04	AV	94.00	200	Vertical	Pass
2	4370.600	49.84	-4.30	74.0	24.16	Peak	291.00	100	Vertical	Pass
2**	4370.600	41.12	-4.30	54.0	12.88	AV	291.00	100	Vertical	Pass
3	5702.600	94.38	-1.42	--	--	Peak	152.00	100	Vertical	N/A
3**	5702.600	86.02	-1.42	--	--	AV	152.00	100	Vertical	N/A
4	7329.475	49.04	-3.82	74.0	24.96	Peak	282.00	300	Vertical	Pass
4**	7329.475	39.86	-3.82	54.0	14.14	AV	282.00	300	Vertical	Pass
5	12239.688	53.36	1.07	74.0	20.64	Peak	185.00	150	Vertical	Pass
5**	12239.688	43.29	1.07	54.0	10.71	AV	185.00	150	Vertical	Pass
6	15647.475	55.87	1.21	74.0	18.13	Peak	54.00	200	Vertical	Pass
6**	15647.475	46.07	1.21	54.0	7.93	AV	54.00	200	Vertical	Pass

11ac40, U-NII-2C, 1 GHz to 18 GHz, Low Channel, ANT H

No.	Frequency (MHz)	Results (dBuV/m)	Factor (dB)	Limit (dBuV/m)	Over Limit (dB)	Detector	Table (Degree)	Height (cm)	Antenna	Verdict
1	1451.000	38.47	-17.49	74.0	35.53	Peak	235.00	200	Horizontal	Pass
1**	1451.000	28.55	-17.49	54.0	25.45	AV	235.00	200	Horizontal	Pass
2	4244.800	49.01	-4.92	74.0	24.99	Peak	275.00	300	Horizontal	Pass
2**	4244.800	39.89	-4.92	54.0	14.11	AV	275.00	300	Horizontal	Pass
3	5503.400	97.91	-2.37	--	--	Peak	232.00	200	Horizontal	N/A
3**	5503.400	88.96	-2.37	--	--	AV	232.00	200	Horizontal	N/A
4	7667.575	49.33	-2.37	74.0	24.67	Peak	298.00	100	Horizontal	Pass
4**	7667.575	39.98	-2.37	54.0	14.02	AV	298.00	100	Horizontal	Pass
5	12300.349	53.15	1.47	74.0	20.85	Peak	249.00	150	Horizontal	Pass
5**	12300.349	42.72	1.47	54.0	11.28	AV	249.00	150	Horizontal	Pass
6	15613.088	55.72	1.40	74.0	18.28	Peak	221.00	400	Horizontal	Pass
6**	15613.088	46.44	1.40	54.0	7.56	AV	221.00	400	Horizontal	Pass

11ac40, U-NII-2C, 1 GHz to 18 GHz, Low Channel, ANT V

No.	Frequency (MHz)	Results (dBuV/m)	Factor (dB)	Limit (dBuV/m)	Over Limit (dB)	Detector	Table (Degree)	Height (cm)	Antenna	Verdict
1	1545.300	39.03	-17.30	74.0	34.97	Peak	100.00	200	Vertical	Pass
1**	1545.300	29.11	-17.30	54.0	24.89	AV	100.00	200	Vertical	Pass
2	4387.800	49.98	-4.68	74.0	24.02	Peak	308.00	100	Vertical	Pass
2**	4387.800	40.21	-4.68	54.0	13.79	AV	308.00	100	Vertical	Pass
3	5505.400	91.59	-2.36	--	--	Peak	136.00	100	Vertical	N/A
3**	5505.400	83.64	-2.36	--	--	AV	136.00	100	Vertical	N/A
4	7337.525	49.82	-3.32	74.0	24.18	Peak	123.00	300	Vertical	Pass
4**	7337.525	40.56	-3.32	54.0	13.44	AV	123.00	300	Vertical	Pass
5	12318.175	53.20	1.42	74.0	20.80	Peak	187.00	100	Vertical	Pass
5**	12318.175	43.97	1.42	54.0	10.03	AV	187.00	100	Vertical	Pass
6	15494.175	55.96	1.03	74.0	18.04	Peak	184.00	100	Vertical	Pass
6**	15494.175	45.83	1.03	54.0	8.17	AV	184.00	100	Vertical	Pass

11ac40, U-NII-2C, 1 GHz to 18 GHz, Middle Channel, ANT H

No.	Frequency (MHz)	Results (dBuV/m)	Factor (dB)	Limit (dBuV/m)	Over Limit (dB)	Detector	Table (Degree)	Height (cm)	Antenna	Verdict
1	1489.400	38.43	-17.65	74.0	35.57	Peak	113.00	300	Horizontal	Pass
1**	1489.400	28.72	-17.65	54.0	25.28	AV	113.00	300	Horizontal	Pass
2	4243.000	49.63	-4.89	74.0	24.37	Peak	280.00	300	Horizontal	Pass
2**	4243.000	40.03	-4.89	54.0	13.97	AV	280.00	300	Horizontal	Pass
3	5586.200	96.56	-1.80	--	--	Peak	225.00	200	Horizontal	N/A
3**	5586.200	88.35	-1.80	--	--	AV	225.00	200	Horizontal	N/A
4	7469.775	49.63	-3.68	74.0	24.37	Peak	328.00	100	Horizontal	Pass
4**	7469.775	39.96	-3.68	54.0	14.04	AV	328.00	100	Horizontal	Pass
5	12412.763	53.34	1.43	74.0	20.66	Peak	130.00	150	Horizontal	Pass
5**	12412.763	43.36	1.43	54.0	10.64	AV	130.00	150	Horizontal	Pass
6	15380.250	55.63	0.16	74.0	18.37	Peak	266.00	200	Horizontal	Pass
6**	15380.250	45.63	0.16	54.0	8.37	AV	266.00	200	Horizontal	Pass

11ac40, U-NII-2C, 1 GHz to 18 GHz, Middle Channel, ANT V

No.	Frequency (MHz)	Results (dBuV/m)	Factor (dB)	Limit (dBuV/m)	Over Limit (dB)	Detector	Table (Degree)	Height (cm)	Antenna	Verdict
1	1496.800	42.76	-17.41	74.0	31.24	Peak	88.00	100	Vertical	Pass
1**	1496.800	32.02	-17.41	54.0	21.98	AV	88.00	100	Vertical	Pass
2	4393.600	49.33	-4.70	74.0	24.67	Peak	262.00	300	Vertical	Pass
2**	4393.600	40.08	-4.70	54.0	13.92	AV	262.00	300	Vertical	Pass
3	5586.800	90.69	-1.76	--	--	Peak	157.00	100	Vertical	N/A
3**	5586.800	83.54	-1.76	--	--	AV	157.00	100	Vertical	N/A
4	7685.112	49.78	-2.28	74.0	24.22	Peak	82.00	200	Vertical	Pass
4**	7685.112	41.10	-2.28	54.0	12.90	AV	82.00	200	Vertical	Pass
5	11928.037	53.32	1.54	74.0	20.68	Peak	0.00	100	Vertical	Pass
5**	11928.037	42.86	1.54	54.0	11.14	AV	0.00	100	Vertical	Pass
6	15501.000	55.78	1.18	74.0	18.22	Peak	59.00	100	Vertical	Pass
6**	15501.000	46.48	1.18	54.0	7.52	AV	59.00	100	Vertical	Pass

11ac40, U-NII-2C, 1 GHz to 18 GHz, High Channel, ANT H

No.	Frequency (MHz)	Results (dBuV/m)	Factor (dB)	Limit (dBuV/m)	Over Limit (dB)	Detector	Table (Degree)	Height (cm)	Antenna	Verdict
1	1496.100	39.32	-17.38	74.0	34.68	Peak	238.00	300	Horizontal	Pass
1**	1496.100	29.23	-17.38	54.0	24.77	AV	238.00	300	Horizontal	Pass
2	3999.400	49.06	-5.07	74.0	24.94	Peak	283.00	300	Horizontal	Pass
2**	3999.400	38.80	-5.07	54.0	15.20	AV	283.00	300	Horizontal	Pass
3	5667.800	96.78	-2.22	--	--	Peak	232.00	200	Horizontal	N/A
3**	5667.800	88.32	-2.22	--	--	AV	232.00	200	Horizontal	N/A
4	7683.388	49.28	-2.34	74.0	24.72	Peak	13.00	200	Horizontal	Pass
4**	7683.388	40.24	-2.34	54.0	13.76	AV	13.00	200	Horizontal	Pass
5	12235.088	53.32	1.16	74.0	20.68	Peak	30.00	150	Horizontal	Pass
5**	12235.088	43.55	1.16	54.0	10.45	AV	30.00	150	Horizontal	Pass
6	15784.500	56.07	1.78	74.0	17.93	Peak	311.00	100	Horizontal	Pass
6**	15784.500	47.16	1.78	54.0	6.84	AV	311.00	100	Horizontal	Pass

11ac40, U-NII-2C, 1 GHz to 18 GHz, High Channel, ANT V

No.	Frequency (MHz)	Results (dBuV/m)	Factor (dB)	Limit (dBuV/m)	Over Limit (dB)	Detector	Table (Degree)	Height (cm)	Antenna	Verdict
1	1494.400	40.47	-17.61	74.0	33.53	Peak	87.00	400	Vertical	Pass
1**	1494.400	28.85	-17.61	54.0	25.15	AV	87.00	400	Vertical	Pass
2	4256.600	49.29	-5.13	74.0	24.71	Peak	347.00	400	Vertical	Pass
2**	4256.600	40.45	-5.13	54.0	13.55	AV	347.00	400	Vertical	Pass
3	5675.200	92.37	-2.04	--	--	Peak	151.00	200	Vertical	N/A
3**	5675.200	83.49	-2.04	--	--	AV	151.00	200	Vertical	N/A
4	7336.375	49.72	-3.26	74.0	24.28	Peak	158.00	200	Vertical	Pass
4**	7336.375	40.58	-3.26	54.0	13.42	AV	158.00	200	Vertical	Pass
5	11508.862	52.93	-0.19	74.0	21.07	Peak	62.00	150	Vertical	Pass
5**	11508.862	43.41	-0.19	54.0	10.59	AV	62.00	150	Vertical	Pass
6	16071.151	55.87	1.39	74.0	18.13	Peak	254.00	300	Vertical	Pass
6**	16071.151	45.84	1.39	54.0	8.16	AV	254.00	300	Vertical	Pass

11ac80, U-NII-2C, 1 GHz to 18 GHz, Low Channel, ANT H

No.	Frequency (MHz)	Results (dBuV/m)	Factor (dB)	Limit (dBuV/m)	Over Limit (dB)	Detector	Table (Degree)	Height (cm)	Antenna	Verdict
1	1485.600	38.83	-17.57	74.0	35.17	Peak	352.00	300	Horizontal	Pass
1**	1485.600	28.83	-17.57	54.0	25.17	AV	352.00	300	Horizontal	Pass
2	4264.600	49.20	-4.95	74.0	24.80	Peak	344.00	300	Horizontal	Pass
2**	4264.600	40.73	-4.95	54.0	13.27	AV	344.00	300	Horizontal	Pass
3	5536.400	95.16	-1.50	--	--	Peak	242.00	200	Horizontal	N/A
3**	5536.400	87.73	-1.50	--	--	AV	242.00	200	Horizontal	N/A
4	7451.375	49.31	-3.70	74.0	24.69	Peak	285.00	300	Horizontal	Pass
4**	7451.375	40.19	-3.70	54.0	13.81	AV	285.00	300	Horizontal	Pass
5	12257.225	52.90	1.02	74.0	21.10	Peak	253.00	150	Horizontal	Pass
5**	12257.225	43.71	1.02	54.0	10.29	AV	253.00	150	Horizontal	Pass
6	16029.412	55.86	0.71	74.0	18.14	Peak	237.00	400	Horizontal	Pass
6**	16029.412	46.04	0.71	54.0	7.96	AV	237.00	400	Horizontal	Pass

11ac80, U-NII-2C, 1 GHz to 18 GHz, Low Channel, ANT V

No.	Frequency (MHz)	Results (dBuV/m)	Factor (dB)	Limit (dBuV/m)	Over Limit (dB)	Detector	Table (Degree)	Height (cm)	Antenna	Verdict
1	1495.900	41.34	-17.41	74.0	32.66	Peak	279.00	100	Vertical	Pass
1**	1495.900	32.44	-17.41	54.0	21.56	AV	279.00	100	Vertical	Pass
2	4365.200	48.99	-4.30	74.0	25.01	Peak	346.00	100	Vertical	Pass
2**	4365.200	40.04	-4.30	54.0	13.96	AV	346.00	100	Vertical	Pass
3	5547.800	90.03	-1.50	--	--	Peak	149.00	200	Vertical	N/A
3**	5547.800	82.74	-1.50	--	--	AV	149.00	200	Vertical	N/A
4	7403.075	49.93	-3.88	74.0	24.07	Peak	315.00	200	Vertical	Pass
4**	7403.075	40.18	-3.88	54.0	13.82	AV	315.00	200	Vertical	Pass
5	12313.287	53.42	1.39	74.0	20.58	Peak	12.00	150	Vertical	Pass
5**	12313.287	43.91	1.39	54.0	10.09	AV	12.00	150	Vertical	Pass
6	15626.474	55.47	1.72	74.0	18.53	Peak	180.00	100	Vertical	Pass
6**	15626.474	46.88	1.72	54.0	7.12	AV	180.00	100	Vertical	Pass

11ac80, U-NII-2C, 1 GHz to 18 GHz, High Channel, ANT H

No.	Frequency (MHz)	Results (dBuV/m)	Factor (dB)	Limit (dBuV/m)	Over Limit (dB)	Detector	Table (Degree)	Height (cm)	Antenna	Verdict
1	1589.000	38.34	-17.67	74.0	35.66	Peak	86.00	200	Horizontal	Pass
1**	1589.000	28.38	-17.67	54.0	25.62	AV	86.00	200	Horizontal	Pass
2	4356.200	49.34	-3.96	74.0	24.66	Peak	285.00	300	Horizontal	Pass
2**	4356.200	40.95	-3.96	54.0	13.05	AV	285.00	300	Horizontal	Pass
3	5604.800	93.30	-2.41	--	--	Peak	223.00	100	Horizontal	N/A
3**	5604.800	86.20	-2.41	--	--	AV	223.00	100	Horizontal	N/A
4	7323.150	49.45	-3.62	74.0	24.55	Peak	236.00	400	Horizontal	Pass
4**	7323.150	39.73	-3.62	54.0	14.27	AV	236.00	400	Horizontal	Pass
5	11952.763	53.57	1.27	74.0	20.43	Peak	284.00	200	Horizontal	Pass
5**	11952.763	43.59	1.27	54.0	10.41	AV	284.00	200	Horizontal	Pass
6	15799.200	55.71	2.31	74.0	18.29	Peak	273.00	400	Horizontal	Pass
6**	15799.200	46.93	2.31	54.0	7.07	AV	273.00	400	Horizontal	Pass

11ac80, U-NII-2C, 1 GHz to 18 GHz, High Channel, ANT V

No.	Frequency (MHz)	Results (dBuV/m)	Factor (dB)	Limit (dBuV/m)	Over Limit (dB)	Detector	Table (Degree)	Height (cm)	Antenna	Verdict
1	1498.800	40.62	-17.55	74.0	33.38	Peak	256.00	300	Vertical	Pass
1**	1498.800	31.07	-17.55	54.0	22.93	AV	256.00	300	Vertical	Pass
2	4275.000	49.74	-4.42	74.0	24.26	Peak	283.00	100	Vertical	Pass
2**	4275.000	40.16	-4.42	54.0	13.84	AV	283.00	100	Vertical	Pass
3	5612.800	89.55	-2.26	--	--	Peak	161.00	150	Vertical	N/A
3**	5612.800	80.58	-2.26	--	--	AV	161.00	150	Vertical	N/A
4	7321.713	50.16	-3.51	74.0	23.84	Peak	251.00	100	Vertical	Pass
4**	7321.713	40.32	-3.51	54.0	13.68	AV	251.00	100	Vertical	Pass
5	12411.612	53.00	1.43	74.0	21.00	Peak	360.00	200	Vertical	Pass
5**	12411.612	42.93	1.43	54.0	11.07	AV	360.00	200	Vertical	Pass
6	15482.625	55.62	0.92	74.0	18.38	Peak	201.00	400	Vertical	Pass
6**	15482.625	46.20	0.92	54.0	7.80	AV	201.00	400	Vertical	Pass

11a, U-NII-3, 1 GHz to 18 GHz, Low Channel, ANT H

No.	Frequency (MHz)	Results (dBuV/m)	Factor (dB)	Limit (dBuV/m)	Over Limit (dB)	Detector	Table (Degree)	Height (cm)	Antenna	Verdict
1	1564.800	39.55	-17.52	74.0	34.45	Peak	293.00	300	Horizontal	Pass
1**	1564.800	28.68	-17.52	54.0	25.32	AV	293.00	300	Horizontal	Pass
2	3829.800	49.02	-4.68	74.0	24.98	Peak	204.00	150	Horizontal	Pass
2**	3829.800	42.41	-4.68	54.0	11.59	AV	204.00	150	Horizontal	Pass
3	5741.600	106.73	-1.94	--	--	Peak	229.00	100	Horizontal	N/A
3**	5741.600	97.15	-1.94	--	--	AV	229.00	100	Horizontal	N/A
4	7604.900	50.18	-3.17	74.0	23.82	Peak	303.00	200	Horizontal	Pass
4**	7604.900	39.63	-3.17	54.0	14.37	AV	303.00	200	Horizontal	Pass
5	12220.713	52.79	1.24	74.0	21.21	Peak	264.00	200	Horizontal	Pass
5**	12220.713	42.73	1.24	54.0	11.27	AV	264.00	200	Horizontal	Pass
6	16165.913	55.58	1.05	74.0	18.42	Peak	0.00	300	Horizontal	Pass
6**	16165.913	45.94	1.05	54.0	8.06	AV	0.00	300	Horizontal	Pass

11a, U-NII-3, 1 GHz to 18 GHz, Low Channel, ANT V

No.	Frequency (MHz)	Results (dBuV/m)	Factor (dB)	Limit (dBuV/m)	Over Limit (dB)	Detector	Table (Degree)	Height (cm)	Antenna	Verdict
1	1496.300	41.96	-17.37	74.0	32.04	Peak	94.00	100	Vertical	Pass
1**	1496.300	29.39	-17.37	54.0	24.61	AV	94.00	100	Vertical	Pass
2	4365.800	49.64	-4.26	74.0	24.36	Peak	228.00	100	Vertical	Pass
2**	4365.800	39.84	-4.26	54.0	14.16	AV	228.00	100	Vertical	Pass
3	5744.200	101.96	-2.19	--	--	Peak	155.00	100	Vertical	N/A
3**	5744.200	94.19	-2.19	--	--	AV	155.00	100	Vertical	N/A
4	7503.700	49.55	-3.29	74.0	24.45	Peak	139.00	100	Vertical	Pass
4**	7503.700	39.82	-3.29	54.0	14.18	AV	139.00	100	Vertical	Pass
5	11914.812	52.61	1.49	74.0	21.39	Peak	271.00	200	Vertical	Pass
5**	11914.812	42.65	1.49	54.0	11.35	AV	271.00	200	Vertical	Pass
6	15671.099	55.30	1.45	74.0	18.70	Peak	84.00	300	Vertical	Pass
6**	15671.099	45.72	1.45	54.0	8.28	AV	84.00	300	Vertical	Pass

11a, U-NII-3, 1 GHz to 18 GHz, Middle Channel, ANT H

No.	Frequency (MHz)	Results (dBuV/m)	Factor (dB)	Limit (dBuV/m)	Over Limit (dB)	Detector	Table (Degree)	Height (cm)	Antenna	Verdict
1	1450.200	38.19	-17.45	74.0	35.81	Peak	32.00	200	Horizontal	Pass
1**	1450.200	29.13	-17.45	54.0	24.87	AV	32.00	200	Horizontal	Pass
2	4383.600	49.38	-4.64	74.0	24.62	Peak	84.00	400	Horizontal	Pass
2**	4383.600	40.88	-4.64	54.0	13.12	AV	84.00	400	Horizontal	Pass
3	5784.200	105.06	-2.10	--	--	Peak	84.00	200	Horizontal	N/A
3**	5784.200	97.55	-2.10	--	--	AV	84.00	200	Horizontal	N/A
4	7340.975	49.32	-3.42	74.0	24.68	Peak	183.00	400	Horizontal	Pass
4**	7340.975	40.13	-3.42	54.0	13.87	AV	183.00	400	Horizontal	Pass
5	11949.600	52.89	1.41	74.0	21.11	Peak	141.00	150	Horizontal	Pass
5**	11949.600	43.07	1.41	54.0	10.93	AV	141.00	150	Horizontal	Pass
6	15858.525	55.27	1.01	74.0	18.73	Peak	190.00	200	Horizontal	Pass
6**	15858.525	46.61	1.01	54.0	7.39	AV	190.00	200	Horizontal	Pass

11a, U-NII-3, 1 GHz to 18 GHz, Middle Channel, ANT V

No.	Frequency (MHz)	Results (dBuV/m)	Factor (dB)	Limit (dBuV/m)	Over Limit (dB)	Detector	Table (Degree)	Height (cm)	Antenna	Verdict
1	1493.100	39.89	-17.58	74.0	34.11	Peak	96.00	300	Vertical	Pass
1**	1493.100	31.99	-17.58	54.0	22.01	AV	96.00	300	Vertical	Pass
2	4371.200	49.69	-4.16	74.0	24.31	Peak	131.00	100	Vertical	Pass
2**	4371.200	40.51	-4.16	54.0	13.49	AV	131.00	100	Vertical	Pass
3	5785.600	101.23	-2.22	--	--	Peak	158.00	100	Vertical	N/A
3**	5785.600	93.45	-2.22	--	--	AV	158.00	100	Vertical	N/A
4	7294.112	48.93	-3.09	74.0	25.07	Peak	0.00	100	Vertical	Pass
4**	7294.112	39.28	-3.09	54.0	14.72	AV	0.00	100	Vertical	Pass
5	11949.600	52.92	1.41	74.0	21.08	Peak	325.00	100	Vertical	Pass
5**	11949.600	44.92	1.41	54.0	9.08	AV	325.00	100	Vertical	Pass
6	16039.125	56.03	0.79	74.0	17.97	Peak	85.00	200	Vertical	Pass
6**	16039.125	46.86	0.79	54.0	7.14	AV	85.00	200	Vertical	Pass

11a, U-NII-3, 1 GHz to 18 GHz, High Channel, ANT H

No.	Frequency (MHz)	Results (dBuV/m)	Factor (dB)	Limit (dBuV/m)	Over Limit (dB)	Detector	Table (Degree)	Height (cm)	Antenna	Verdict
1	1453.100	38.63	-17.55	74.0	35.37	Peak	247.00	100	Horizontal	Pass
1**	1453.100	28.18	-17.55	54.0	25.82	AV	247.00	100	Horizontal	Pass
2	3883.200	50.25	-5.60	74.0	23.75	Peak	128.00	400	Horizontal	Pass
2**	3883.200	44.64	-5.60	54.0	9.36	AV	128.00	400	Horizontal	Pass
3	5825.800	105.31	-2.25	--	--	Peak	200.00	150	Horizontal	N/A
3**	5825.800	97.77	-2.25	--	--	AV	200.00	150	Horizontal	N/A
4	7518.075	49.29	-3.20	74.0	24.71	Peak	360.00	400	Horizontal	Pass
4**	7518.075	39.76	-3.20	54.0	14.24	AV	360.00	400	Horizontal	Pass
5	12279.363	52.76	1.78	74.0	21.24	Peak	4.00	100	Horizontal	Pass
5**	12279.363	43.47	1.78	54.0	10.53	AV	4.00	100	Horizontal	Pass
6	15836.213	56.60	1.45	74.0	17.40	Peak	132.00	300	Horizontal	Pass
6**	15836.213	46.52	1.45	54.0	7.48	AV	132.00	300	Horizontal	Pass

11a, U-NII-3, 1 GHz to 18 GHz, High Channel, ANT V

No.	Frequency (MHz)	Results (dBuV/m)	Factor (dB)	Limit (dBuV/m)	Over Limit (dB)	Detector	Table (Degree)	Height (cm)	Antenna	Verdict
1	1495.000	40.29	-17.53	74.0	33.71	Peak	269.00	300	Vertical	Pass
1**	1495.000	29.32	-17.53	54.0	24.68	AV	269.00	300	Vertical	Pass
2	4277.800	49.36	-4.46	74.0	24.64	Peak	246.00	400	Vertical	Pass
2**	4277.800	39.99	-4.46	54.0	14.01	AV	246.00	400	Vertical	Pass
3	5823.400	102.82	-2.20	--	--	Peak	146.00	150	Vertical	N/A
3**	5823.400	94.31	-2.20	--	--	AV	146.00	150	Vertical	N/A
4	7682.237	49.61	-2.35	74.0	24.39	Peak	246.00	200	Vertical	Pass
4**	7682.237	41.04	-2.35	54.0	12.96	AV	246.00	200	Vertical	Pass
5	12223.875	52.79	1.29	74.0	21.21	Peak	343.00	200	Vertical	Pass
5**	12223.875	42.77	1.29	54.0	11.23	AV	343.00	200	Vertical	Pass
6	15856.425	56.05	1.12	74.0	17.95	Peak	346.00	300	Vertical	Pass
6**	15856.425	46.25	1.12	54.0	7.75	AV	346.00	300	Vertical	Pass

11n20, U-NII-3, 1 GHz to 18 GHz, Low Channel, ANT H

No.	Frequency (MHz)	Results (dBuV/m)	Factor (dB)	Limit (dBuV/m)	Over Limit (dB)	Detector	Table (Degree)	Height (cm)	Antenna	Verdict
1	1526.300	38.56	-17.44	74.0	35.44	Peak	0.00	400	Horizontal	Pass
1**	1526.300	29.22	-17.44	54.0	24.78	AV	0.00	400	Horizontal	Pass
2	4393.200	49.67	-4.69	74.0	24.33	Peak	130.00	300	Horizontal	Pass
2**	4393.200	39.93	-4.69	54.0	14.07	AV	130.00	300	Horizontal	Pass
3	5743.200	105.85	-2.09	--	--	Peak	222.00	200	Horizontal	N/A
3**	5743.200	98.24	-2.09	--	--	AV	222.00	200	Horizontal	N/A
4	7723.638	48.87	-2.88	74.0	25.13	Peak	222.00	100	Horizontal	Pass
4**	7723.638	39.60	-2.88	54.0	14.40	AV	222.00	100	Horizontal	Pass
5	11929.475	53.23	1.56	74.0	20.77	Peak	175.00	100	Horizontal	Pass
5**	11929.475	42.78	1.56	54.0	11.22	AV	175.00	100	Horizontal	Pass
6	15794.475	55.42	2.15	74.0	18.58	Peak	234.00	400	Horizontal	Pass
6**	15794.475	46.30	2.15	54.0	7.70	AV	234.00	400	Horizontal	Pass

11n20, U-NII-3, 1 GHz to 18 GHz, Low Channel, ANT V

No.	Frequency (MHz)	Results (dBuV/m)	Factor (dB)	Limit (dBuV/m)	Over Limit (dB)	Detector	Table (Degree)	Height (cm)	Antenna	Verdict
1	1495.600	41.46	-17.45	74.0	32.54	Peak	92.00	300	Vertical	Pass
1**	1495.600	28.58	-17.45	54.0	25.42	AV	92.00	300	Vertical	Pass
2	4379.400	49.28	-4.51	74.0	24.72	Peak	333.00	200	Vertical	Pass
2**	4379.400	40.35	-4.51	54.0	13.65	AV	333.00	200	Vertical	Pass
3	5742.800	100.87	-2.04	--	--	Peak	154.00	100	Vertical	N/A
3**	5742.800	93.60	-2.04	--	--	AV	154.00	100	Vertical	N/A
4	7293.825	49.57	-3.11	74.0	24.43	Peak	179.00	200	Vertical	Pass
4**	7293.825	39.43	-3.11	54.0	14.57	AV	179.00	200	Vertical	Pass
5	11592.237	52.87	-0.19	74.0	21.13	Peak	0.00	200	Vertical	Pass
5**	11592.237	42.30	-0.19	54.0	11.70	AV	0.00	200	Vertical	Pass
6	15842.775	55.39	1.40	74.0	18.61	Peak	228.00	200	Vertical	Pass
6**	15842.775	47.34	1.40	54.0	6.66	AV	228.00	200	Vertical	Pass

11n20, U-NII-3, 1 GHz to 18 GHz, Middle Channel, ANT H

No.	Frequency (MHz)	Results (dBuV/m)	Factor (dB)	Limit (dBuV/m)	Over Limit (dB)	Detector	Table (Degree)	Height (cm)	Antenna	Verdict
1	1491.700	47.27	-17.53	74.0	26.73	Peak	258.00	400	Horizontal	Pass
1**	1491.700	29.21	-17.53	54.0	24.79	AV	258.00	400	Horizontal	Pass
2	4350.400	49.82	-3.70	74.0	24.18	Peak	29.00	400	Horizontal	Pass
2**	4350.400	40.06	-3.70	54.0	13.94	AV	29.00	400	Horizontal	Pass
3	5787.200	105.57	-2.37	--	--	Peak	249.00	150	Horizontal	N/A
3**	5787.200	97.54	-2.37	--	--	AV	249.00	150	Horizontal	N/A
4	7621.575	49.30	-2.99	74.0	24.70	Peak	162.00	100	Horizontal	Pass
4**	7621.575	39.86	-2.99	54.0	14.14	AV	162.00	100	Horizontal	Pass
5	12618.900	52.82	1.81	74.0	21.18	Peak	327.00	100	Horizontal	Pass
5**	12618.900	43.21	1.81	54.0	10.79	AV	327.00	100	Horizontal	Pass
6	16086.901	55.75	1.49	74.0	18.25	Peak	164.00	200	Horizontal	Pass
6**	16086.901	46.47	1.49	54.0	7.53	AV	164.00	200	Horizontal	Pass

11n20, U-NII-3, 1 GHz to 18 GHz, Middle Channel, ANT V

No.	Frequency (MHz)	Results (dBuV/m)	Factor (dB)	Limit (dBuV/m)	Over Limit (dB)	Detector	Table (Degree)	Height (cm)	Antenna	Verdict
1	1497.200	39.17	-17.45	74.0	34.83	Peak	94.00	400	Vertical	Pass
1**	1497.200	28.98	-17.45	54.0	25.02	AV	94.00	400	Vertical	Pass
2	4190.600	50.03	-4.71	74.0	23.97	Peak	289.00	400	Vertical	Pass
2**	4190.600	39.89	-4.71	54.0	14.11	AV	289.00	400	Vertical	Pass
3	5786.400	101.65	-2.28	--	--	Peak	166.00	150	Vertical	N/A
3**	5786.400	94.14	-2.28	--	--	AV	166.00	150	Vertical	N/A
4	7332.638	49.81	-3.76	74.0	24.19	Peak	307.00	200	Vertical	Pass
4**	7332.638	40.26	-3.76	54.0	13.74	AV	307.00	200	Vertical	Pass
5	12409.026	53.15	1.45	74.0	20.85	Peak	136.00	200	Vertical	Pass
5**	12409.026	43.57	1.45	54.0	10.43	AV	136.00	200	Vertical	Pass
6	16060.387	55.36	0.96	74.0	18.64	Peak	360.00	400	Vertical	Pass
6**	16060.387	45.35	0.96	54.0	8.65	AV	360.00	400	Vertical	Pass

11n20, U-NII-3, 1 GHz to 18 GHz, High Channel, ANT H

No.	Frequency (MHz)	Results (dBuV/m)	Factor (dB)	Limit (dBuV/m)	Over Limit (dB)	Detector	Table (Degree)	Height (cm)	Antenna	Verdict
1	1610.500	38.58	-17.70	74.0	35.42	Peak	259.00	300	Horizontal	Pass
1**	1610.500	29.29	-17.70	54.0	24.71	AV	259.00	300	Horizontal	Pass
2	3883.200	49.91	-5.60	74.0	24.09	Peak	138.00	400	Horizontal	Pass
2**	3883.200	44.58	-5.60	54.0	9.42	AV	138.00	400	Horizontal	Pass
3	5826.400	105.16	-2.29	--	--	Peak	234.00	150	Horizontal	N/A
3**	5826.400	97.82	-2.29	--	--	AV	234.00	150	Horizontal	N/A
4	7612.375	49.64	-3.00	74.0	24.36	Peak	308.00	400	Horizontal	Pass
4**	7612.375	40.06	-3.00	54.0	13.94	AV	308.00	400	Horizontal	Pass
5	12483.775	52.98	1.63	74.0	21.02	Peak	290.00	100	Horizontal	Pass
5**	12483.775	42.71	1.63	54.0	11.29	AV	290.00	100	Horizontal	Pass
6	15844.350	56.08	1.38	74.0	17.92	Peak	147.00	100	Horizontal	Pass
6**	15844.350	46.76	1.38	54.0	7.24	AV	147.00	100	Horizontal	Pass

11n20, U-NII-3, 1 GHz to 18 GHz, High Channel, ANT V

No.	Frequency (MHz)	Results (dBuV/m)	Factor (dB)	Limit (dBuV/m)	Over Limit (dB)	Detector	Table (Degree)	Height (cm)	Antenna	Verdict
1	1496.000	39.73	-17.39	74.0	34.27	Peak	98.00	100	Vertical	Pass
1**	1496.000	32.18	-17.39	54.0	21.82	AV	98.00	100	Vertical	Pass
2	4280.800	49.40	-4.70	74.0	24.60	Peak	360.00	300	Vertical	Pass
2**	4280.800	40.17	-4.70	54.0	13.83	AV	360.00	300	Vertical	Pass
3	5823.000	102.11	-2.21	--	--	Peak	154.00	150	Vertical	N/A
3**	5823.000	94.01	-2.21	--	--	AV	154.00	150	Vertical	N/A
4	7690.862	49.65	-1.90	74.0	24.35	Peak	345.00	200	Vertical	Pass
4**	7690.862	40.61	-1.90	54.0	13.39	AV	345.00	200	Vertical	Pass
5	12591.875	52.89	1.71	74.0	21.11	Peak	24.00	200	Vertical	Pass
5**	12591.875	42.79	1.71	54.0	11.21	AV	24.00	200	Vertical	Pass
6	16136.250	55.87	1.06	74.0	18.13	Peak	152.00	200	Vertical	Pass
6**	16136.250	45.41	1.06	54.0	8.59	AV	152.00	200	Vertical	Pass

11n40, U-NII-3, 1 GHz to 18 GHz, Low Channel, ANT H

No.	Frequency (MHz)	Results (dBuV/m)	Factor (dB)	Limit (dBuV/m)	Over Limit (dB)	Detector	Table (Degree)	Height (cm)	Antenna	Verdict
1	1524.400	38.56	-17.35	74.0	35.44	Peak	353.00	400	Horizontal	Pass
1**	1524.400	28.45	-17.35	54.0	25.55	AV	353.00	400	Horizontal	Pass
2	4361.200	49.54	-4.28	74.0	24.46	Peak	185.00	100	Horizontal	Pass
2**	4361.200	40.42	-4.28	54.0	13.58	AV	185.00	100	Horizontal	Pass
3	5753.200	102.54	-2.10	--	--	Peak	197.00	200	Horizontal	N/A
3**	5753.200	95.97	-2.10	--	--	AV	197.00	200	Horizontal	N/A
4	7398.762	49.47	-4.00	74.0	24.53	Peak	58.00	400	Horizontal	Pass
4**	7398.762	40.26	-4.00	54.0	13.74	AV	58.00	400	Horizontal	Pass
5	12371.075	53.12	1.28	74.0	20.88	Peak	235.00	100	Horizontal	Pass
5**	12371.075	43.39	1.28	54.0	10.61	AV	235.00	100	Horizontal	Pass
6	15662.437	55.48	1.31	74.0	18.52	Peak	360.00	200	Horizontal	Pass
6**	15662.437	45.53	1.31	54.0	8.47	AV	360.00	200	Horizontal	Pass

11n40, U-NII-3, 1 GHz to 18 GHz, Low Channel, ANT V

No.	Frequency (MHz)	Results (dBuV/m)	Factor (dB)	Limit (dBuV/m)	Over Limit (dB)	Detector	Table (Degree)	Height (cm)	Antenna	Verdict
1	1581.400	39.37	-17.30	74.0	34.63	Peak	12.00	200	Vertical	Pass
1**	1581.400	28.38	-17.30	54.0	25.62	AV	12.00	200	Vertical	Pass
2	4356.800	49.76	-4.02	74.0	24.24	Peak	257.00	200	Vertical	Pass
2**	4356.800	40.53	-4.02	54.0	13.47	AV	257.00	200	Vertical	Pass
3	5749.400	98.92	-2.04	--	--	Peak	164.00	150	Vertical	N/A
3**	5749.400	90.84	-2.04	--	--	AV	164.00	150	Vertical	N/A
4	7670.162	49.30	-2.32	74.0	24.70	Peak	0.00	200	Vertical	Pass
4**	7670.162	39.98	-2.32	54.0	14.02	AV	0.00	200	Vertical	Pass
5	11655.487	53.13	-0.01	74.0	20.87	Peak	108.00	200	Vertical	Pass
5**	11655.487	43.07	-0.01	54.0	10.93	AV	108.00	200	Vertical	Pass
6	16135.200	55.78	1.07	74.0	18.22	Peak	275.00	400	Vertical	Pass
6**	16135.200	46.14	1.07	54.0	7.86	AV	275.00	400	Vertical	Pass

11n40, U-NII-3, 1 GHz to 18 GHz, High Channel, ANT H

No.	Frequency (MHz)	Results (dBuV/m)	Factor (dB)	Limit (dBuV/m)	Over Limit (dB)	Detector	Table (Degree)	Height (cm)	Antenna	Verdict
1	1525.200	38.82	-17.39	74.0	35.18	Peak	178.00	200	Horizontal	Pass
1**	1525.200	30.06	-17.39	54.0	23.94	AV	178.00	200	Horizontal	Pass
2	4063.800	49.68	-5.31	74.0	24.32	Peak	44.00	300	Horizontal	Pass
2**	4063.800	39.39	-5.31	54.0	14.61	AV	44.00	300	Horizontal	Pass
3	5786.600	102.21	-2.30	--	--	Peak	79.00	150	Horizontal	N/A
3**	5786.600	95.03	-2.30	--	--	AV	79.00	150	Horizontal	N/A
4	7378.350	49.37	-3.87	74.0	24.63	Peak	308.00	300	Horizontal	Pass
4**	7378.350	39.59	-3.87	54.0	14.41	AV	308.00	300	Horizontal	Pass
5	12280.513	53.02	1.80	74.0	20.98	Peak	162.00	150	Horizontal	Pass
5**	12280.513	44.42	1.80	54.0	9.58	AV	162.00	150	Horizontal	Pass
6	16041.224	55.92	0.79	74.0	18.08	Peak	146.00	400	Horizontal	Pass
6**	16041.224	46.26	0.79	54.0	7.74	AV	146.00	400	Horizontal	Pass

11n40, U-NII-3, 1 GHz to 18 GHz, High Channel, ANT V

No.	Frequency (MHz)	Results (dBuV/m)	Factor (dB)	Limit (dBuV/m)	Over Limit (dB)	Detector	Table (Degree)	Height (cm)	Antenna	Verdict
1	1523.000	40.00	-17.36	74.0	34.00	Peak	360.00	100	Vertical	Pass
1**	1523.000	28.94	-17.36	54.0	25.06	AV	360.00	100	Vertical	Pass
2	4352.600	49.37	-3.64	74.0	24.63	Peak	142.00	100	Vertical	Pass
2**	4352.600	40.69	-3.64	54.0	13.31	AV	142.00	100	Vertical	Pass
3	5793.000	98.57	-2.77	--	--	Peak	152.00	150	Vertical	N/A
3**	5793.000	91.17	-2.77	--	--	AV	152.00	150	Vertical	N/A
4	7435.850	49.16	-3.60	74.0	24.84	Peak	104.00	400	Vertical	Pass
4**	7435.850	39.80	-3.60	54.0	14.20	AV	104.00	400	Vertical	Pass
5	12299.201	53.40	1.49	74.0	20.60	Peak	87.00	100	Vertical	Pass
5**	12299.201	43.40	1.49	54.0	10.60	AV	87.00	100	Vertical	Pass
6	15853.275	56.00	1.24	74.0	18.00	Peak	331.00	100	Vertical	Pass
6**	15853.275	46.10	1.24	54.0	7.90	AV	331.00	100	Vertical	Pass

11ac20, U-NII-3, 1 GHz to 18 GHz, Low Channel, ANT H

No.	Frequency (MHz)	Results (dBuV/m)	Factor (dB)	Limit (dBuV/m)	Over Limit (dB)	Detector	Table (Degree)	Height (cm)	Antenna	Verdict
1	1585.700	38.98	-17.57	74.0	35.02	Peak	41.00	400	Horizontal	Pass
1**	1585.700	28.88	-17.57	54.0	25.12	AV	41.00	400	Horizontal	Pass
2	4366.000	49.43	-4.25	74.0	24.57	Peak	169.00	200	Horizontal	Pass
2**	4366.000	41.19	-4.25	54.0	12.81	AV	169.00	200	Horizontal	Pass
3	5743.800	105.97	-2.16	--	--	Peak	231.00	150	Horizontal	N/A
3**	5743.800	98.15	-2.16	--	--	AV	231.00	150	Horizontal	N/A
4	7356.500	49.35	-3.54	74.0	24.65	Peak	187.00	300	Horizontal	Pass
4**	7356.500	40.99	-3.54	54.0	13.01	AV	187.00	300	Horizontal	Pass
5	12242.562	52.99	1.04	74.0	21.01	Peak	124.00	200	Horizontal	Pass
5**	12242.562	43.81	1.04	54.0	10.19	AV	124.00	200	Horizontal	Pass
6	15628.838	55.24	1.71	74.0	18.76	Peak	144.00	100	Horizontal	Pass
6**	15628.838	46.14	1.71	54.0	7.86	AV	144.00	100	Horizontal	Pass

11ac20, U-NII-3, 1 GHz to 18 GHz, Low Channel, ANT V

No.	Frequency (MHz)	Results (dBuV/m)	Factor (dB)	Limit (dBuV/m)	Over Limit (dB)	Detector	Table (Degree)	Height (cm)	Antenna	Verdict
1	1569.500	38.95	-17.58	74.0	35.05	Peak	127.00	400	Vertical	Pass
1**	1569.500	28.83	-17.58	54.0	25.17	AV	127.00	400	Vertical	Pass
2	4258.200	49.78	-5.10	74.0	24.22	Peak	0.00	400	Vertical	Pass
2**	4258.200	40.28	-5.10	54.0	13.72	AV	0.00	400	Vertical	Pass
3	5745.800	100.96	-2.24	--	--	Peak	149.00	100	Vertical	N/A
3**	5745.800	93.52	-2.24	--	--	AV	149.00	100	Vertical	N/A
4	7343.563	50.19	-3.31	74.0	23.81	Peak	62.00	300	Vertical	Pass
4**	7343.563	42.00	-3.31	54.0	12.00	AV	62.00	300	Vertical	Pass
5	12356.700	52.97	1.17	74.0	21.03	Peak	0.00	100	Vertical	Pass
5**	12356.700	43.30	1.17	54.0	10.70	AV	0.00	100	Vertical	Pass
6	15789.487	55.66	1.99	74.0	18.34	Peak	272.00	300	Vertical	Pass
6**	15789.487	45.96	1.99	54.0	8.04	AV	272.00	300	Vertical	Pass

11ac20, U-NII-3, 1 GHz to 18 GHz, Middle Channel, ANT H

No.	Frequency (MHz)	Results (dBuV/m)	Factor (dB)	Limit (dBuV/m)	Over Limit (dB)	Detector	Table (Degree)	Height (cm)	Antenna	Verdict
1	1595.000	38.37	-17.72	74.0	35.63	Peak	266.00	300	Horizontal	Pass
1**	1595.000	29.16	-17.72	54.0	24.84	AV	266.00	300	Horizontal	Pass
2	4208.400	49.43	-4.95	74.0	24.57	Peak	180.00	100	Horizontal	Pass
2**	4208.400	39.16	-4.95	54.0	14.84	AV	180.00	100	Horizontal	Pass
3	5783.400	105.06	-2.00	--	--	Peak	78.00	100	Horizontal	N/A
3**	5783.400	97.22	-2.00	--	--	AV	78.00	100	Horizontal	N/A
4	7325.737	49.48	-3.69	74.0	24.52	Peak	253.00	200	Horizontal	Pass
4**	7325.737	40.10	-3.69	54.0	13.90	AV	253.00	200	Horizontal	Pass
5	12277.349	53.21	1.71	74.0	20.79	Peak	348.00	150	Horizontal	Pass
5**	12277.349	43.71	1.71	54.0	10.29	AV	348.00	150	Horizontal	Pass
6	15812.325	55.94	2.12	74.0	18.06	Peak	33.00	400	Horizontal	Pass
6**	15812.325	46.07	2.12	54.0	7.93	AV	33.00	400	Horizontal	Pass

11ac20, U-NII-3, 1 GHz to 18 GHz, Middle Channel, ANT V

No.	Frequency (MHz)	Results (dBuV/m)	Factor (dB)	Limit (dBuV/m)	Over Limit (dB)	Detector	Table (Degree)	Height (cm)	Antenna	Verdict
1	1544.800	38.95	-17.29	74.0	35.05	Peak	111.00	100	Vertical	Pass
1**	1544.800	28.77	-17.29	54.0	25.23	AV	111.00	100	Vertical	Pass
2	4377.800	49.28	-4.59	74.0	24.72	Peak	129.00	200	Vertical	Pass
2**	4377.800	40.27	-4.59	54.0	13.73	AV	129.00	200	Vertical	Pass
3	5781.600	100.20	-1.81	--	--	Peak	159.00	150	Vertical	N/A
3**	5781.600	93.60	-1.81	--	--	AV	159.00	150	Vertical	N/A
4	7450.513	49.92	-3.67	74.0	24.08	Peak	255.00	100	Vertical	Pass
4**	7450.513	39.40	-3.67	54.0	14.60	AV	255.00	100	Vertical	Pass
5	12614.587	53.58	1.88	74.0	20.42	Peak	317.00	150	Vertical	Pass
5**	12614.587	43.68	1.88	54.0	10.32	AV	317.00	150	Vertical	Pass
6	15818.625	55.68	1.93	74.0	18.32	Peak	290.00	300	Vertical	Pass
6**	15818.625	46.44	1.93	54.0	7.56	AV	290.00	300	Vertical	Pass

11ac20, U-NII-3, 1 GHz to 18 GHz, High Channel, ANT H

No.	Frequency (MHz)	Results (dBuV/m)	Factor (dB)	Limit (dBuV/m)	Over Limit (dB)	Detector	Table (Degree)	Height (cm)	Antenna	Verdict
1	1571.300	39.14	-17.68	74.0	34.86	Peak	45.00	400	Horizontal	Pass
1**	1571.300	29.34	-17.68	54.0	24.66	AV	45.00	400	Horizontal	Pass
2	3882.800	50.46	-5.61	74.0	23.54	Peak	129.00	100	Horizontal	Pass
2**	3882.800	41.77	-5.61	54.0	12.23	AV	129.00	100	Horizontal	Pass
3	5823.400	105.53	-2.20	--	--	Peak	69.00	100	Horizontal	N/A
3**	5823.400	97.88	-2.20	--	--	AV	69.00	100	Horizontal	N/A
4	7682.237	49.06	-2.35	74.0	24.94	Peak	191.00	100	Horizontal	Pass
4**	7682.237	40.37	-2.35	54.0	13.63	AV	191.00	100	Horizontal	Pass
5	11789.750	52.43	0.99	74.0	21.57	Peak	0.00	100	Horizontal	Pass
5**	11789.750	43.06	0.99	54.0	10.94	AV	0.00	100	Horizontal	Pass
6	15629.887	55.80	1.70	74.0	18.20	Peak	360.00	100	Horizontal	Pass
6**	15629.887	46.12	1.70	54.0	7.88	AV	360.00	100	Horizontal	Pass

11ac20, U-NII-3, 1 GHz to 18 GHz, High Channel, ANT V

No.	Frequency (MHz)	Results (dBuV/m)	Factor (dB)	Limit (dBuV/m)	Over Limit (dB)	Detector	Table (Degree)	Height (cm)	Antenna	Verdict
1	1498.500	40.08	-17.56	74.0	33.92	Peak	93.00	300	Vertical	Pass
1**	1498.500	29.33	-17.56	54.0	24.67	AV	93.00	300	Vertical	Pass
2	4381.400	49.28	-4.58	74.0	24.72	Peak	259.00	200	Vertical	Pass
2**	4381.400	40.12	-4.58	54.0	13.88	AV	259.00	200	Vertical	Pass
3	5828.000	101.88	-2.20	--	--	Peak	158.00	200	Vertical	N/A
3**	5828.000	94.02	-2.20	--	--	AV	158.00	200	Vertical	N/A
4	7684.250	49.55	-2.32	74.0	24.45	Peak	0.00	400	Vertical	Pass
4**	7684.250	40.88	-2.32	54.0	13.12	AV	0.00	400	Vertical	Pass
5	12691.925	52.91	0.84	74.0	21.09	Peak	32.00	200	Vertical	Pass
5**	12691.925	43.23	0.84	54.0	10.77	AV	32.00	200	Vertical	Pass
6	15843.037	56.04	1.40	74.0	17.96	Peak	289.00	200	Vertical	Pass
6**	15843.037	47.17	1.40	54.0	6.83	AV	289.00	200	Vertical	Pass

11ac40, U-NII-3, 1 GHz to 18 GHz, Low Channel, ANT H

No.	Frequency (MHz)	Results (dBuV/m)	Factor (dB)	Limit (dBuV/m)	Over Limit (dB)	Detector	Table (Degree)	Height (cm)	Antenna	Verdict
1	1467.000	38.62	-17.53	74.0	35.38	Peak	0.00	300	Horizontal	Pass
1**	1467.000	28.96	-17.53	54.0	25.04	AV	0.00	300	Horizontal	Pass
2	4283.600	49.37	-4.98	74.0	24.63	Peak	354.00	200	Horizontal	Pass
2**	4283.600	40.04	-4.98	54.0	13.96	AV	354.00	200	Horizontal	Pass
3	5762.000	102.08	-1.99	--	--	Peak	230.00	150	Horizontal	N/A
3**	5762.000	93.98	-1.99	--	--	AV	230.00	150	Horizontal	N/A
4	7498.525	49.57	-3.41	74.0	24.43	Peak	32.00	300	Horizontal	Pass
4**	7498.525	41.58	-3.41	54.0	12.42	AV	32.00	300	Horizontal	Pass
5	12237.388	53.04	1.11	74.0	20.96	Peak	95.00	150	Horizontal	Pass
5**	12237.388	44.20	1.11	54.0	9.80	AV	95.00	150	Horizontal	Pass
6	16190.063	55.64	1.58	74.0	18.36	Peak	179.00	400	Horizontal	Pass
6**	16190.063	46.34	1.58	54.0	7.66	AV	179.00	400	Horizontal	Pass

11ac40, U-NII-3, 1 GHz to 18 GHz, Low Channel, ANT V

No.	Frequency (MHz)	Results (dBuV/m)	Factor (dB)	Limit (dBuV/m)	Over Limit (dB)	Detector	Table (Degree)	Height (cm)	Antenna	Verdict
1	1494.600	39.84	-17.58	74.0	34.16	Peak	81.00	100	Vertical	Pass
1**	1494.600	29.64	-17.58	54.0	24.36	AV	81.00	100	Vertical	Pass
2	4205.400	49.48	-4.69	74.0	24.52	Peak	27.00	200	Vertical	Pass
2**	4205.400	40.45	-4.69	54.0	13.55	AV	27.00	200	Vertical	Pass
3	5758.800	99.82	-1.97	--	--	Peak	159.00	200	Vertical	N/A
3**	5758.800	91.77	-1.97	--	--	AV	159.00	200	Vertical	N/A
4	7333.788	49.73	-3.66	74.0	24.27	Peak	109.00	300	Vertical	Pass
4**	7333.788	40.05	-3.66	54.0	13.95	AV	109.00	300	Vertical	Pass
5	12277.925	53.07	1.73	74.0	20.93	Peak	332.00	150	Vertical	Pass
5**	12277.925	43.74	1.73	54.0	10.26	AV	332.00	150	Vertical	Pass
6	15839.100	55.77	1.45	74.0	18.23	Peak	180.00	400	Vertical	Pass
6**	15839.100	45.97	1.45	54.0	8.03	AV	180.00	400	Vertical	Pass

11ac40, U-NII-3, 1 GHz to 18 GHz, High Channel, ANT H

No.	Frequency (MHz)	Results (dBuV/m)	Factor (dB)	Limit (dBuV/m)	Over Limit (dB)	Detector	Table (Degree)	Height (cm)	Antenna	Verdict
1	1579.500	38.53	-17.44	74.0	35.47	Peak	224.00	400	Horizontal	Pass
1**	1579.500	29.05	-17.44	54.0	24.95	AV	224.00	400	Horizontal	Pass
2	4275.600	50.09	-4.44	74.0	23.91	Peak	138.00	200	Horizontal	Pass
2**	4275.600	40.20	-4.44	54.0	13.80	AV	138.00	200	Horizontal	Pass
3	5797.000	101.96	-2.77	--	--	Peak	221.00	100	Horizontal	N/A
3**	5797.000	94.19	-2.77	--	--	AV	221.00	100	Horizontal	N/A
4	7690.288	50.54	-1.89	74.0	23.46	Peak	0.00	400	Horizontal	Pass
4**	7690.288	40.22	-1.89	54.0	13.78	AV	0.00	400	Horizontal	Pass
5	12319.612	52.76	1.42	74.0	21.24	Peak	238.00	100	Horizontal	Pass
5**	12319.612	43.02	1.42	54.0	10.98	AV	238.00	100	Horizontal	Pass
6	15817.838	55.57	1.96	74.0	18.43	Peak	346.00	400	Horizontal	Pass
6**	15817.838	46.94	1.96	54.0	7.06	AV	346.00	400	Horizontal	Pass

11ac40, U-NII-3, 1 GHz to 18 GHz, High Channel, ANT V

No.	Frequency (MHz)	Results (dBuV/m)	Factor (dB)	Limit (dBuV/m)	Over Limit (dB)	Detector	Table (Degree)	Height (cm)	Antenna	Verdict
1	1494.200	39.71	-17.63	74.0	34.29	Peak	258.00	100	Vertical	Pass
1**	1494.200	30.35	-17.63	54.0	23.65	AV	258.00	100	Vertical	Pass
2	4361.200	49.37	-4.28	74.0	24.63	Peak	16.00	100	Vertical	Pass
2**	4361.200	41.08	-4.28	54.0	12.92	AV	16.00	100	Vertical	Pass
3	5792.400	98.85	-2.81	--	--	Peak	158.00	200	Vertical	N/A
3**	5792.400	90.82	-2.81	--	--	AV	158.00	200	Vertical	N/A
4	7356.788	49.51	-3.55	74.0	24.49	Peak	252.00	200	Vertical	Pass
4**	7356.788	40.44	-3.55	54.0	13.56	AV	252.00	200	Vertical	Pass
5	11789.175	53.21	1.00	74.0	20.79	Peak	205.00	100	Vertical	Pass
5**	11789.175	43.77	1.00	54.0	10.23	AV	205.00	100	Vertical	Pass
6	16041.750	55.73	0.78	74.0	18.27	Peak	255.00	400	Vertical	Pass
6**	16041.750	45.85	0.78	54.0	8.15	AV	255.00	400	Vertical	Pass

11ac80, U-NII-3, 1 GHz to 18 GHz, Middle Channel, ANT H

No.	Frequency (MHz)	Results (dBuV/m)	Factor (dB)	Limit (dBuV/m)	Over Limit (dB)	Detector	Table (Degree)	Height (cm)	Antenna	Verdict
1	1613.700	38.51	-17.72	74.0	35.49	Peak	290.00	300	Horizontal	Pass
1**	1613.700	29.13	-17.72	54.0	24.87	AV	290.00	300	Horizontal	Pass
2	4375.600	49.67	-4.77	74.0	24.33	Peak	351.00	300	Horizontal	Pass
2**	4375.600	41.13	-4.77	54.0	12.87	AV	351.00	300	Horizontal	Pass
3	5778.600	99.88	-1.51	--	--	Peak	230.00	150	Horizontal	N/A
3**	5778.600	91.73	-1.51	--	--	AV	230.00	150	Horizontal	N/A
4	7677.350	48.89	-2.44	74.0	25.11	Peak	189.00	100	Horizontal	Pass
4**	7677.350	40.09	-2.44	54.0	13.91	AV	189.00	100	Horizontal	Pass
5	11938.962	53.07	1.69	74.0	20.93	Peak	63.00	200	Horizontal	Pass
5**	11938.962	43.43	1.69	54.0	10.57	AV	63.00	200	Horizontal	Pass
6	16024.950	55.82	0.67	74.0	18.18	Peak	33.00	200	Horizontal	Pass
6**	16024.950	46.25	0.67	54.0	7.75	AV	33.00	200	Horizontal	Pass

11ac80, U-NII-3, 1 GHz to 18 GHz, Middle Channel, ANT V

No.	Frequency (MHz)	Results (dBuV/m)	Factor (dB)	Limit (dBuV/m)	Over Limit (dB)	Detector	Table (Degree)	Height (cm)	Antenna	Verdict
1	1541.100	38.63	-17.38	74.0	35.37	Peak	133.00	400	Vertical	Pass
1**	1541.100	29.70	-17.38	54.0	24.30	AV	133.00	400	Vertical	Pass
2	4348.200	49.34	-3.89	74.0	24.66	Peak	160.00	100	Vertical	Pass
2**	4348.200	40.53	-3.89	54.0	13.47	AV	160.00	100	Vertical	Pass
3	5769.200	95.53	-1.82	--	--	Peak	160.00	100	Vertical	N/A
3**	5769.200	88.05	-1.82	--	--	AV	160.00	100	Vertical	N/A
4	7394.737	49.79	-3.74	74.0	24.21	Peak	80.00	300	Vertical	Pass
4**	7394.737	40.10	-3.74	54.0	13.90	AV	80.00	300	Vertical	Pass
5	12231.063	52.78	1.27	74.0	21.22	Peak	0.00	150	Vertical	Pass
5**	12231.063	43.16	1.27	54.0	10.84	AV	0.00	150	Vertical	Pass
6	15850.387	55.44	1.32	74.0	18.56	Peak	52.00	400	Vertical	Pass
6**	15850.387	46.92	1.32	54.0	7.08	AV	52.00	400	Vertical	Pass

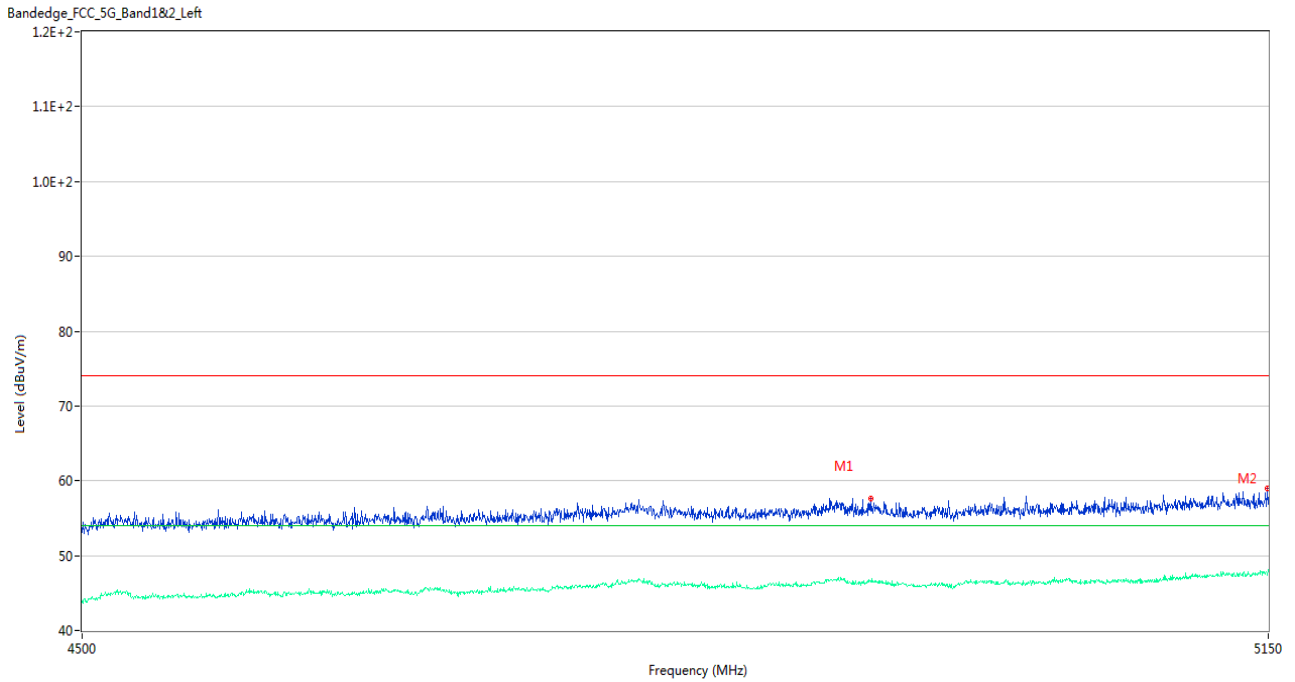
A.6.2 Band Edge (Restricted-band)

Test Band	Mode	Channel	Verdict
U-NII-1	802.11a	Low	Pass
		High	Pass
	802.11n(HT20)	Low	Pass
		High	Pass
	802.11n(HT40)	Low	Pass
		High	Pass
	802.11ac(VHT20)	Low	Pass
		High	Pass
	802.11ac(VHT40)	Low	Pass
		High	Pass
802.11ac(VHT80)	Middle	Pass	
U-NII-2A	802.11a	Low	Pass
		High	Pass
	802.11n(HT20)	Low	Pass
		High	Pass
	802.11n(HT40)	Low	Pass
		High	Pass
	802.11ac(VHT20)	Low	Pass
		High	Pass
	802.11ac(VHT40)	Low	Pass
		High	Pass
802.11ac(VHT80)	Middle	Pass	
U-NII-2C	802.11a	Low	Pass
		High	Pass
	802.11n(HT20)	Low	Pass
		High	Pass
	802.11n(HT40)	Low	Pass
		High	Pass
	802.11ac(VHT20)	Low	Pass
		High	Pass
	802.11ac(VHT40)	Low	Pass
		High	Pass
802.11ac(VHT80)	Low	Pass	
	High	Pass	
U-NII-3	802.11a	Low	Pass
		High	Pass
	802.11n(HT20)	Low	Pass
		High	Pass
	802.11n(HT40)	Low	Pass
		High	Pass

	802.11ac(VHT20)	Low	Pass
		High	Pass
	802.11ac(VHT40)	Low	Pass
		High	Pass
	802.11ac(VHT80)	Middle	Pass

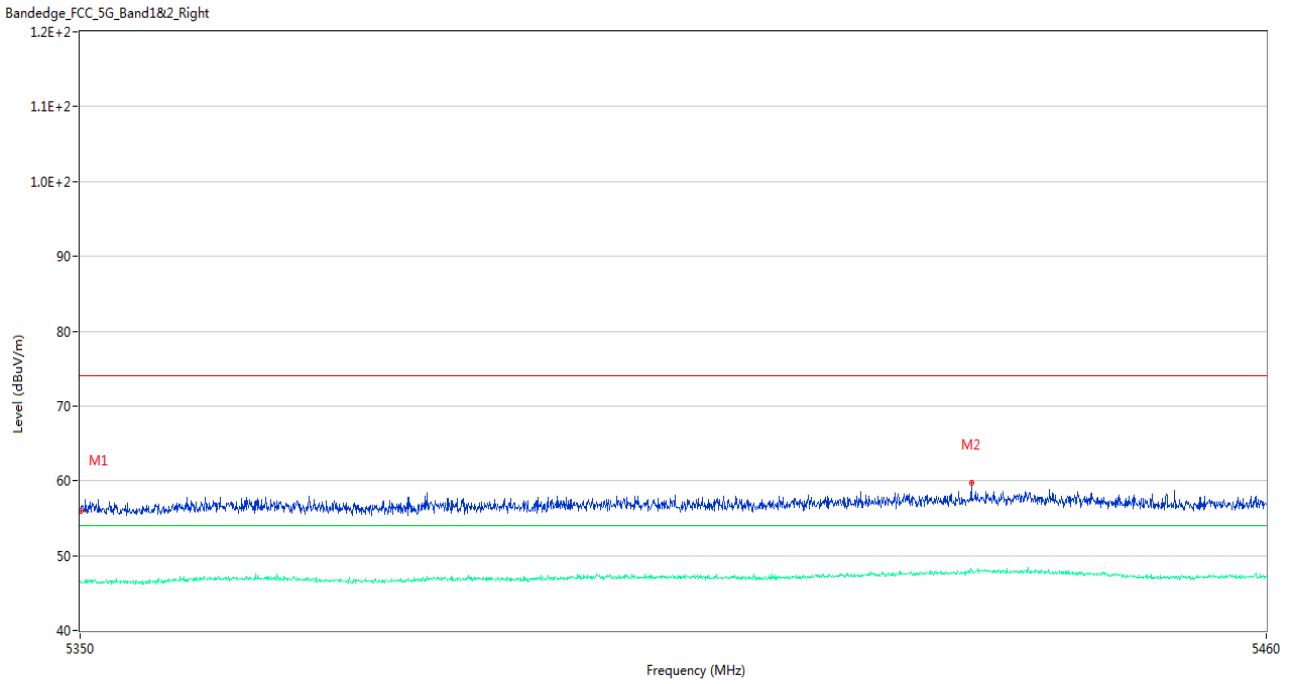
Test Data and Plots

U-NII-1 11a Low Channel



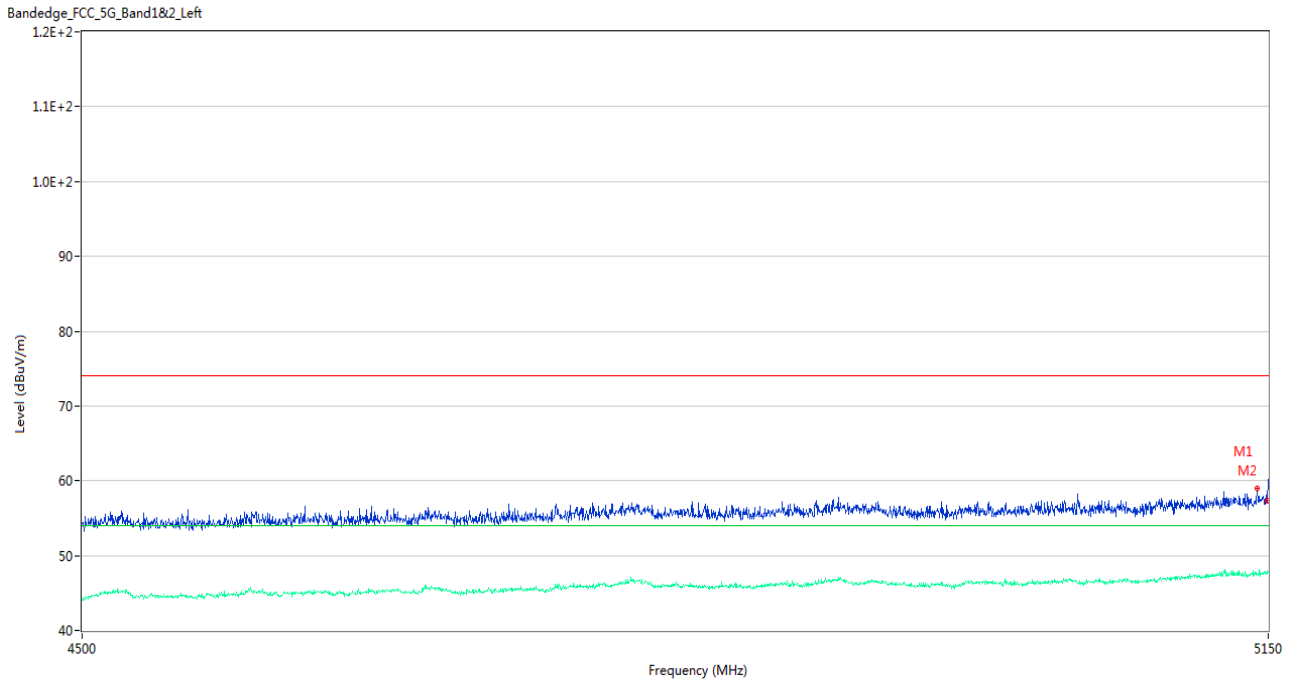
No.	Frequency (MHz)	Results (dBuV/m)	Factor (dB)	Limit (dBuV/m)	Margin (dB)	Detector	Table (Degree)	Height (cm)	Antenna	Verdict
1	4922.175	57.67	3.68	74.0	16.33	Peak	294.00	150	Horizontal	Pass
1**	4922.175	46.63	3.68	54.0	7.37	AV	294.00	150	Horizontal	Pass
2	5149.675	59.01	3.43	74.0	14.99	Peak	217.00	150	Horizontal	Pass
2**	5149.675	47.43	3.43	54.0	6.57	AV	217.00	150	Horizontal	Pass

U-NII-1 11a High Channel



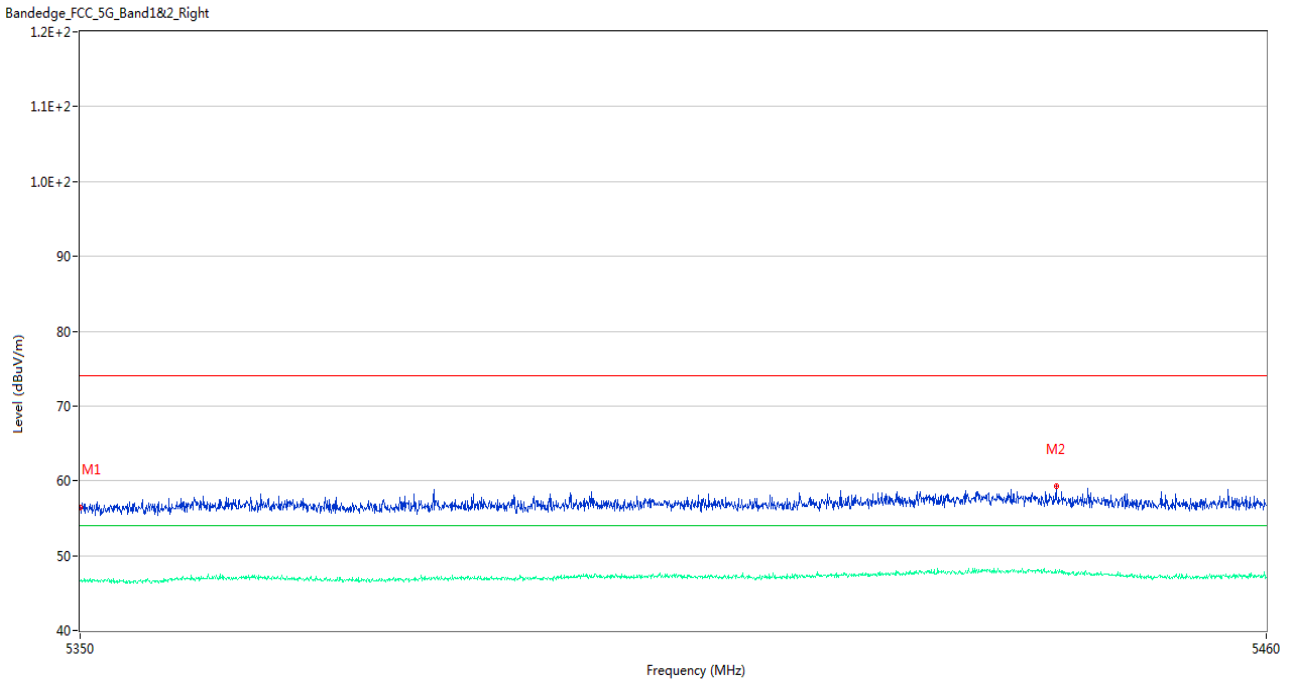
No.	Frequency (MHz)	Results (dBuV/m)	Factor (dB)	Limit (dBuV/m)	Margin (dB)	Detector	Table (Degree)	Height (cm)	Antenna	Verdict
1	5350.055	56.00	3.25	74.0	18.00	Peak	329.00	200	Horizontal	Pass
1**	5350.055	46.49	3.25	54.0	7.51	AV	329.00	200	Horizontal	Pass
2	5432.445	59.80	4.29	74.0	14.20	Peak	2.00	200	Horizontal	Pass
2**	5432.445	48.08	4.29	54.0	5.92	AV	2.00	200	Horizontal	Pass

U-NII-1 11n20 Low Channel



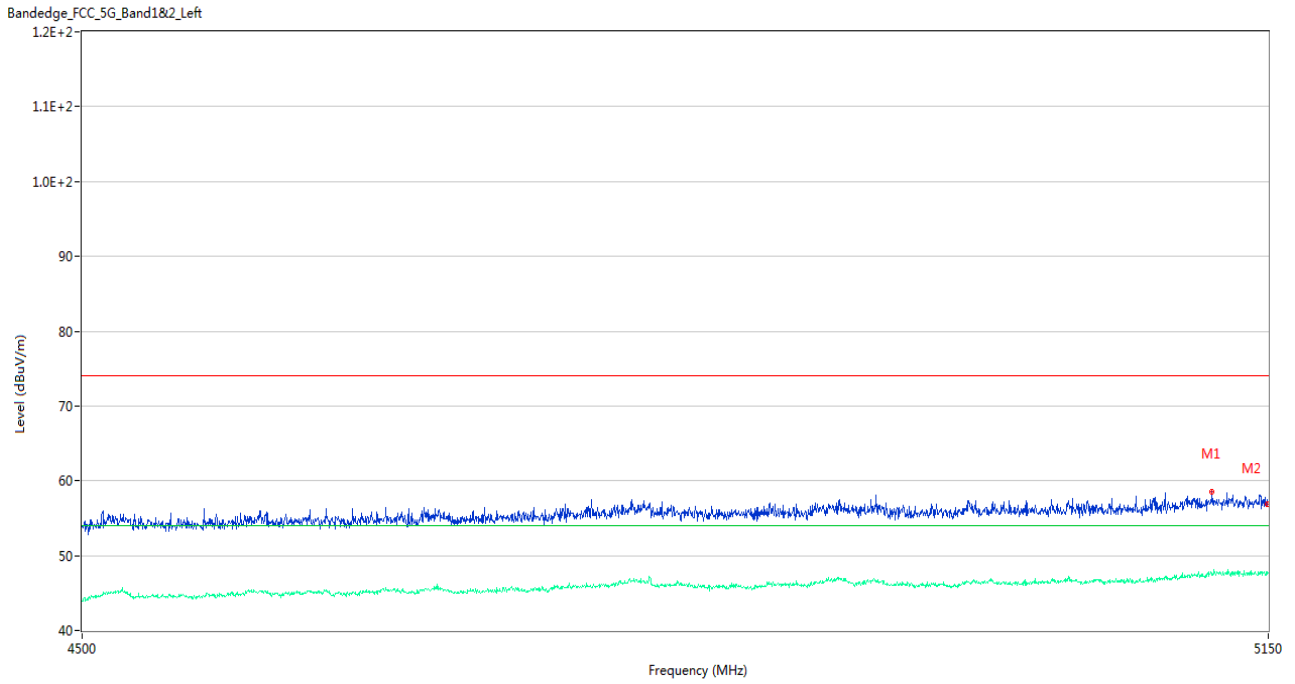
No.	Frequency (MHz)	Results (dBuV/m)	Factor (dB)	Limit (dBuV/m)	Margin (dB)	Detector	Table (Degree)	Height (cm)	Antenna	Verdict
1	5143.500	58.92	3.62	74.0	15.08	Peak	185.00	100	Horizontal	Pass
1**	5143.500	47.61	3.62	54.0	6.39	AV	185.00	100	Horizontal	Pass
2	5149.675	57.29	3.43	74.0	16.71	Peak	245.00	100	Horizontal	Pass
2**	5149.675	47.92	3.43	54.0	6.08	AV	245.00	100	Horizontal	Pass

U-NII-1 11n20 High Channel



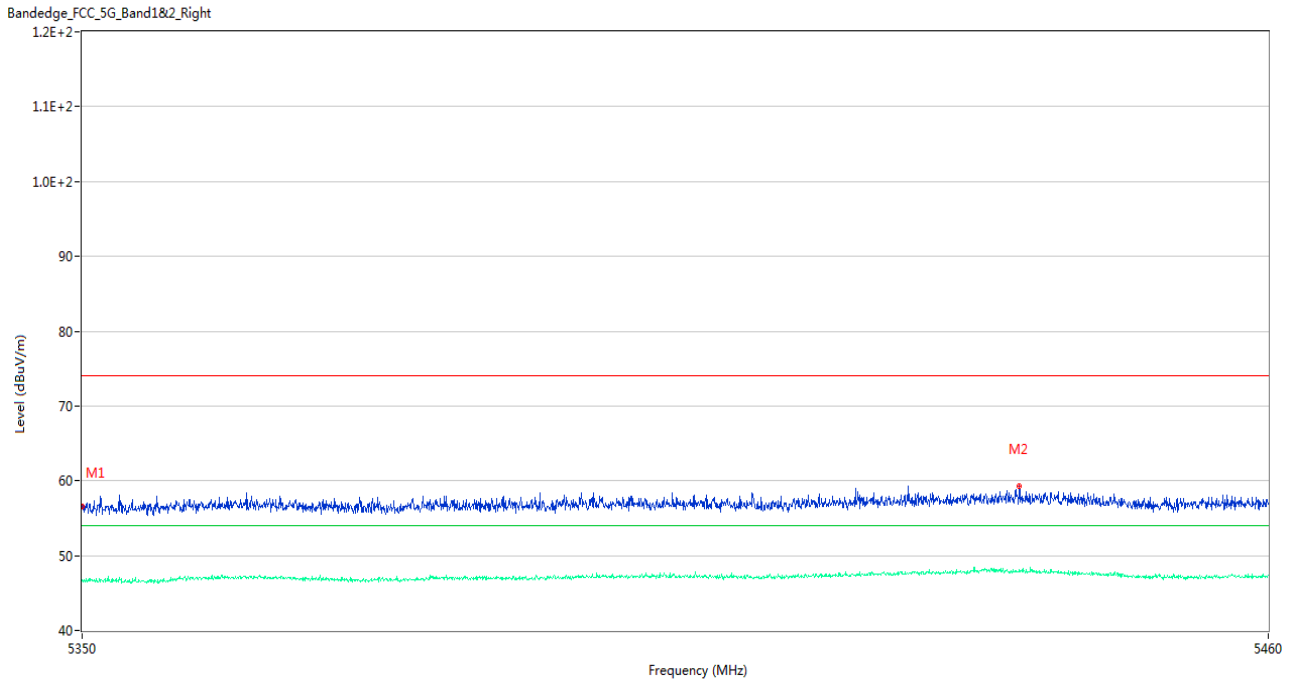
No.	Frequency (MHz)	Results (dBuV/m)	Factor (dB)	Limit (dBuV/m)	Margin (dB)	Detector	Table (Degree)	Height (cm)	Antenna	Verdict
1	5350.000	56.49	3.26	74.0	17.51	Peak	235.00	200	Horizontal	Pass
1**	5350.000	46.57	3.26	54.0	7.43	AV	235.00	200	Horizontal	Pass
2	5440.365	59.23	4.36	74.0	14.77	Peak	280.00	150	Horizontal	Pass
2**	5440.365	47.71	4.36	54.0	6.29	AV	280.00	150	Horizontal	Pass

U-NII-1 11n40 Low Channel



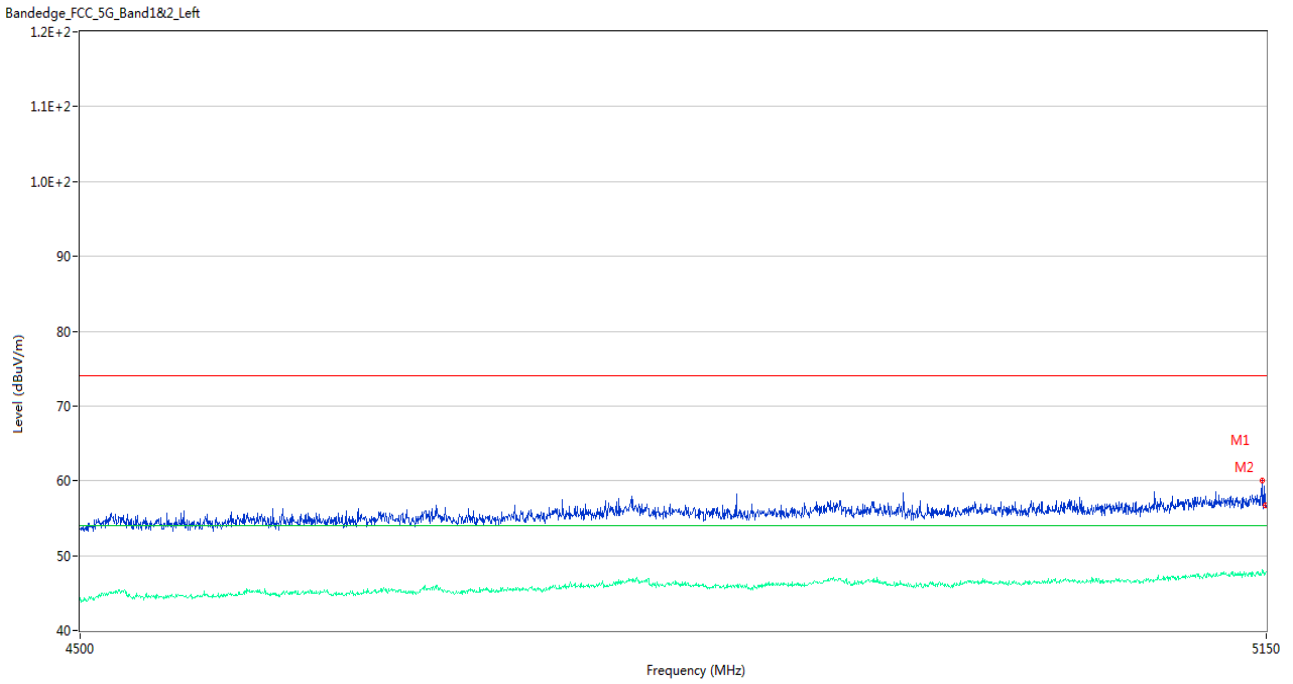
No.	Frequency (MHz)	Results (dBuV/m)	Factor (dB)	Limit (dBuV/m)	Margin (dB)	Detector	Table (Degree)	Height (cm)	Antenna	Verdict
1	5117.175	58.59	4.01	74.0	15.41	Peak	271.00	150	Horizontal	Pass
1**	5117.175	47.46	4.01	54.0	6.54	AV	271.00	150	Horizontal	Pass
2	5149.675	56.94	3.43	74.0	17.06	Peak	341.00	150	Horizontal	Pass
2**	5149.675	47.57	3.43	54.0	6.43	AV	341.00	150	Horizontal	Pass

U-NII-1 11n40 High Channel



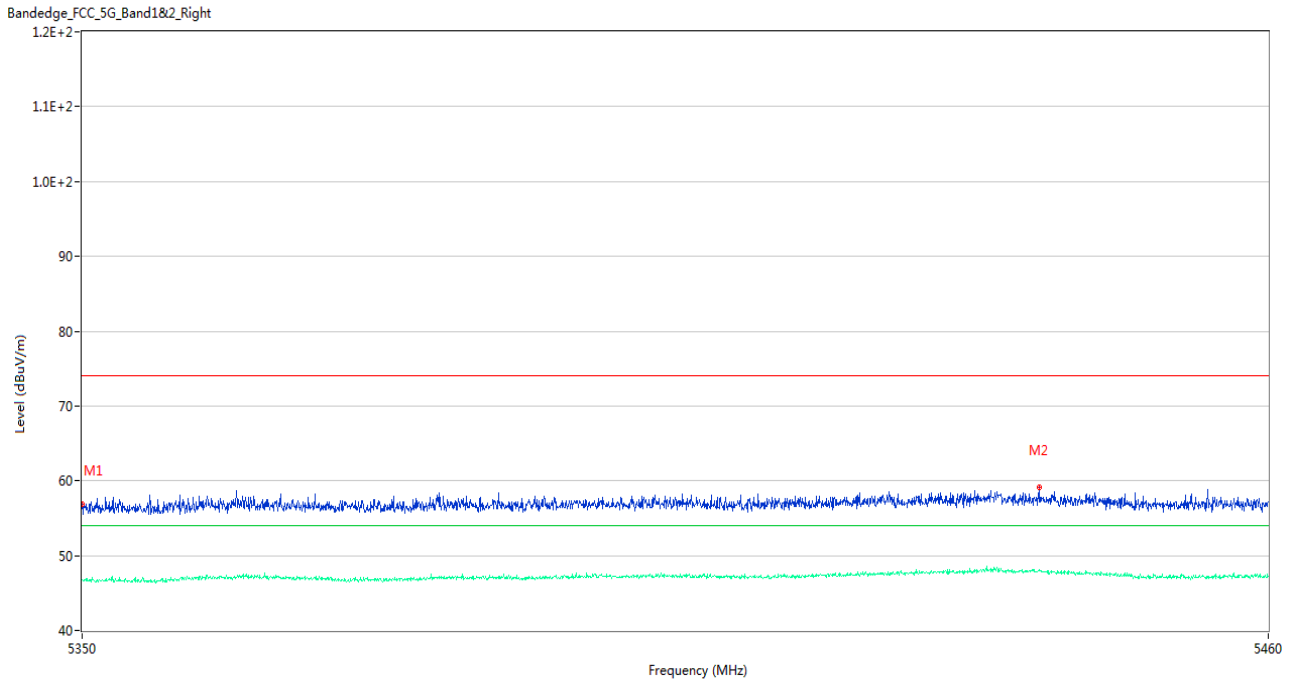
No.	Frequency (MHz)	Results (dBuV/m)	Factor (dB)	Limit (dBuV/m)	Margin (dB)	Detector	Table (Degree)	Height (cm)	Antenna	Verdict
1	5350.000	56.53	3.26	74.0	17.47	Peak	159.00	100	Horizontal	Pass
1**	5350.000	46.77	3.26	54.0	7.23	AV	159.00	100	Horizontal	Pass
2	5436.735	59.26	4.39	74.0	14.74	Peak	24.00	200	Horizontal	Pass
2**	5436.735	48.07	4.39	54.0	5.93	AV	24.00	200	Horizontal	Pass

U-NII-1 11ac20 Low Channel



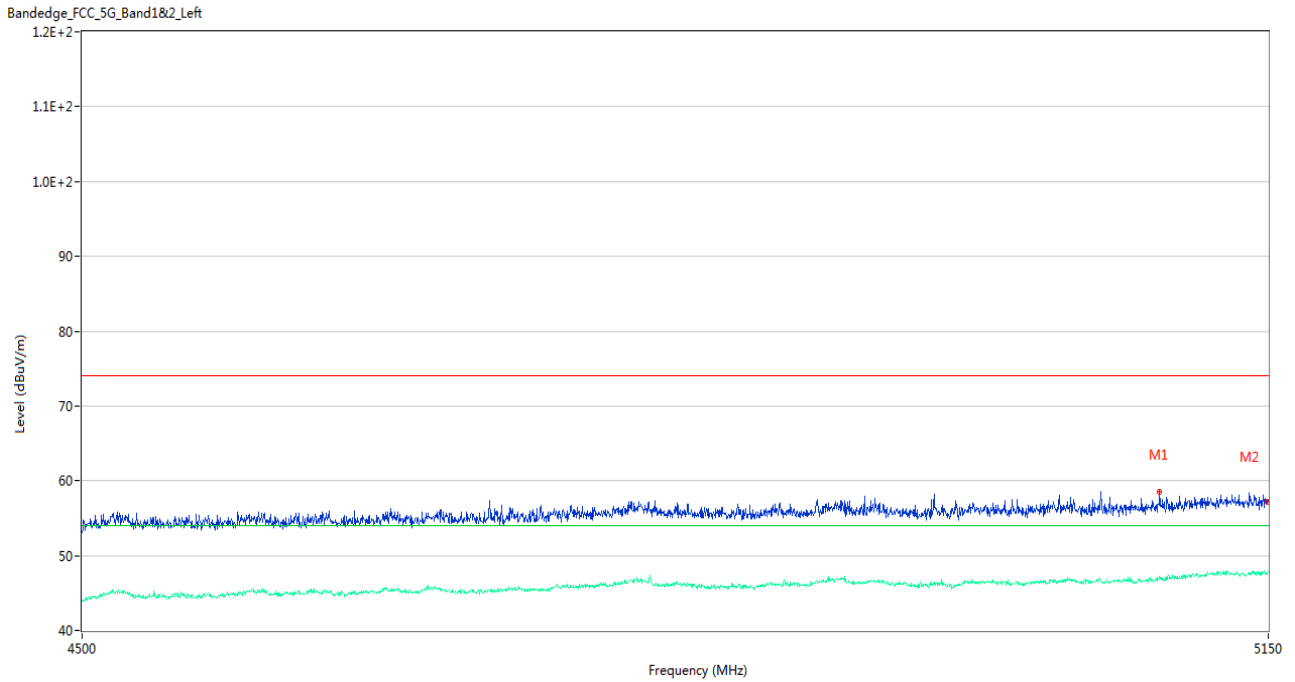
No.	Frequency (MHz)	Results (dBuV/m)	Factor (dB)	Limit (dBuV/m)	Margin (dB)	Detector	Table (Degree)	Height (cm)	Antenna	Verdict
1	5147.400	60.11	3.55	74.0	13.89	Peak	245.00	100	Horizontal	Pass
1**	5147.400	47.70	3.55	54.0	6.30	AV	245.00	100	Horizontal	Pass
2	5149.675	56.66	3.43	74.0	17.34	Peak	201.00	100	Horizontal	Pass
2**	5149.675	47.46	3.43	54.0	6.54	AV	201.00	100	Horizontal	Pass

U-NII-1 11ac20 High Channel



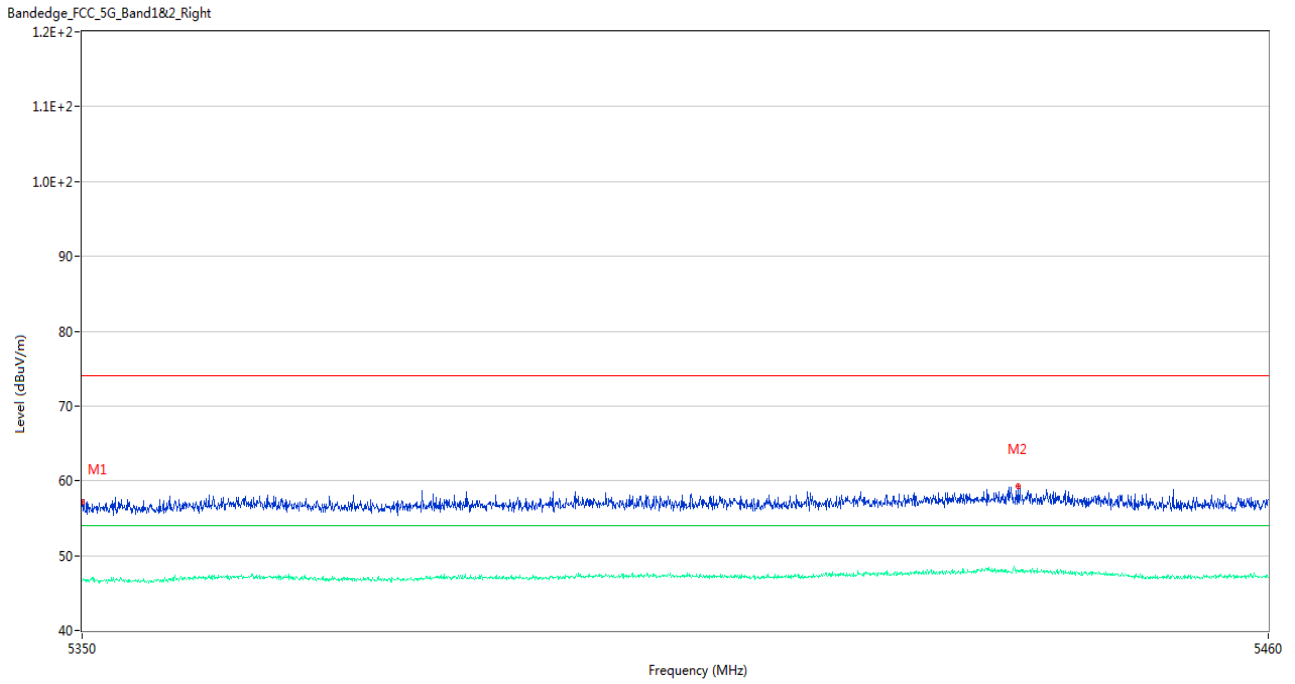
No.	Frequency (MHz)	Results (dBuV/m)	Factor (dB)	Limit (dBuV/m)	Margin (dB)	Detector	Table (Degree)	Height (cm)	Antenna	Verdict
1	5350.000	56.84	3.26	74.0	17.16	Peak	54.00	200	Horizontal	Pass
1**	5350.000	46.79	3.26	54.0	7.21	AV	54.00	200	Horizontal	Pass
2	5438.550	59.11	4.44	74.0	14.89	Peak	360.00	150	Horizontal	Pass
2**	5438.550	48.04	4.44	54.0	5.96	AV	360.00	150	Horizontal	Pass

U-NII-1 11ac40 Low Channel



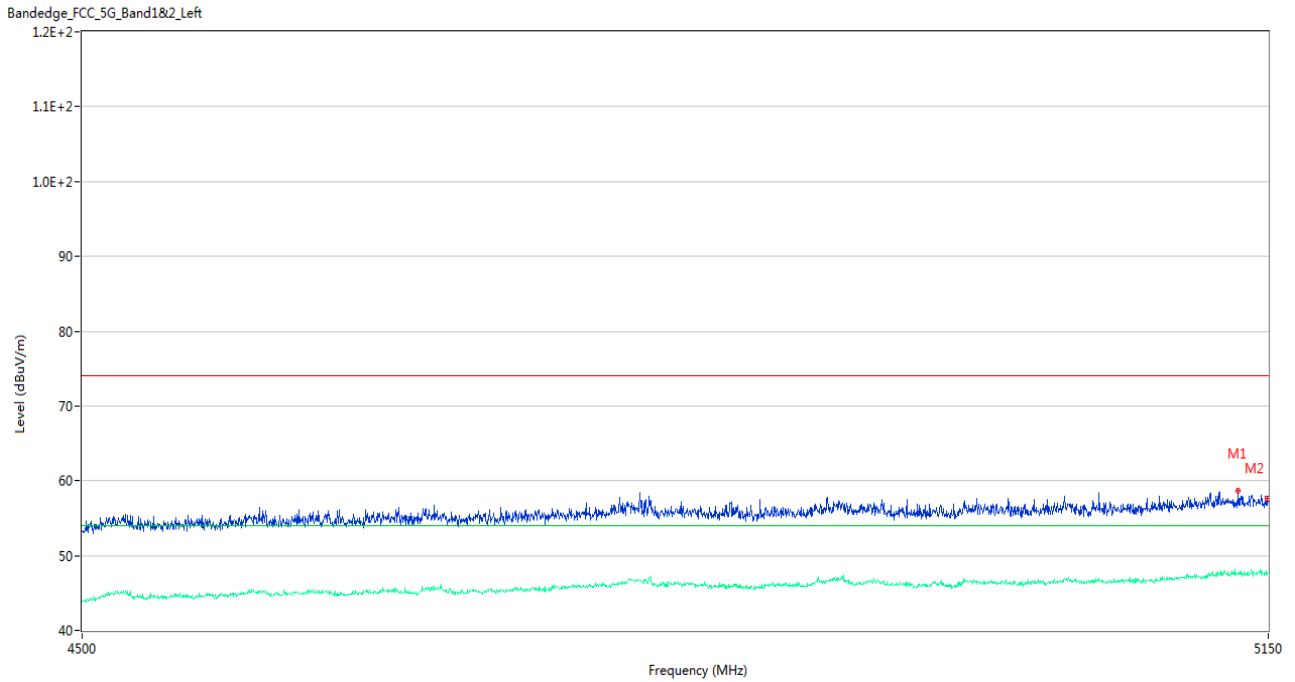
No.	Frequency (MHz)	Results (dBuV/m)	Factor (dB)	Limit (dBuV/m)	Margin (dB)	Detector	Table (Degree)	Height (cm)	Antenna	Verdict
1	5086.625	58.48	3.45	74.0	15.52	Peak	0.00	150	Horizontal	Pass
1**	5086.625	47.22	3.45	54.0	6.78	AV	0.00	150	Horizontal	Pass
2	5149.675	57.20	3.43	74.0	16.80	Peak	219.00	100	Horizontal	Pass
2**	5149.675	47.55	3.43	54.0	6.45	AV	219.00	100	Horizontal	Pass

U-NII-1 11ac40 High Channel



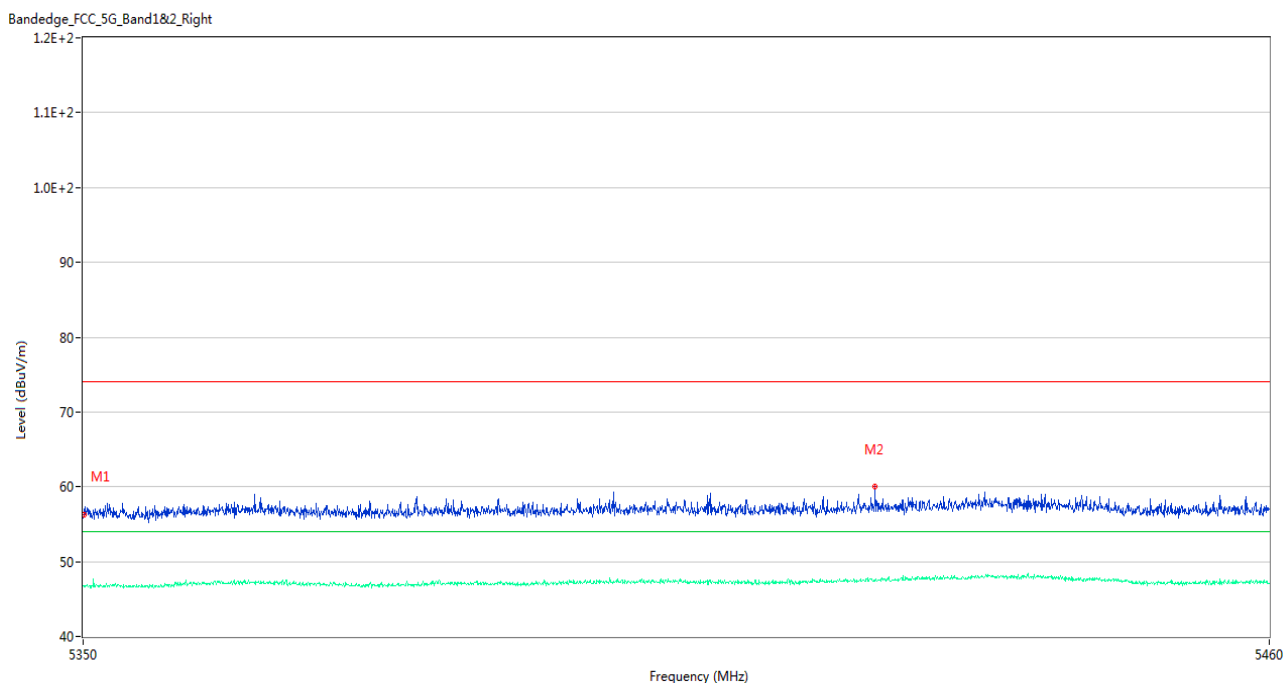
No.	Frequency (MHz)	Results (dBuV/m)	Factor (dB)	Limit (dBuV/m)	Margin (dB)	Detector	Table (Degree)	Height (cm)	Antenna	Verdict
1	5350.000	57.16	3.26	74.0	16.84	Peak	219.00	150	Horizontal	Pass
1**	5350.000	46.69	3.26	54.0	7.31	AV	219.00	150	Horizontal	Pass
2	5436.570	59.25	4.38	74.0	14.75	Peak	91.00	100	Horizontal	Pass
2**	5436.570	47.95	4.38	54.0	6.05	AV	91.00	100	Horizontal	Pass

U-NII-1 11ac80 Middle Channel



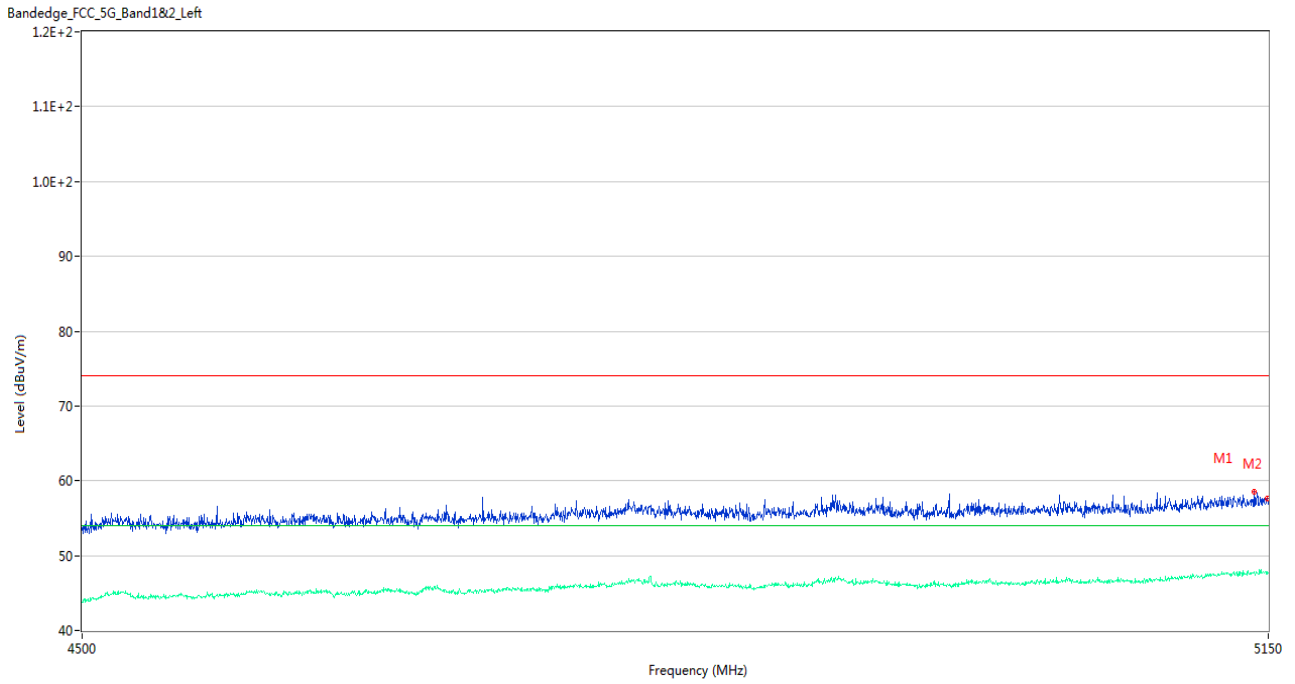
No.	Frequency (MHz)	Results (dBuV/m)	Factor (dB)	Limit (dBuV/m)	Margin (dB)	Detector	Table (Degree)	Height (cm)	Antenna	Verdict
1	5132.450	58.66	3.98	74.0	15.34	Peak	80.00	100	Horizontal	Pass
1**	5132.450	47.70	3.98	54.0	6.30	AV	80.00	100	Horizontal	Pass
2	5149.675	57.66	3.43	74.0	16.34	Peak	118.00	150	Horizontal	Pass
2**	5149.675	47.69	3.43	54.0	6.31	AV	118.00	150	Horizontal	Pass

U-NII-1 11ac80 Middle Channel



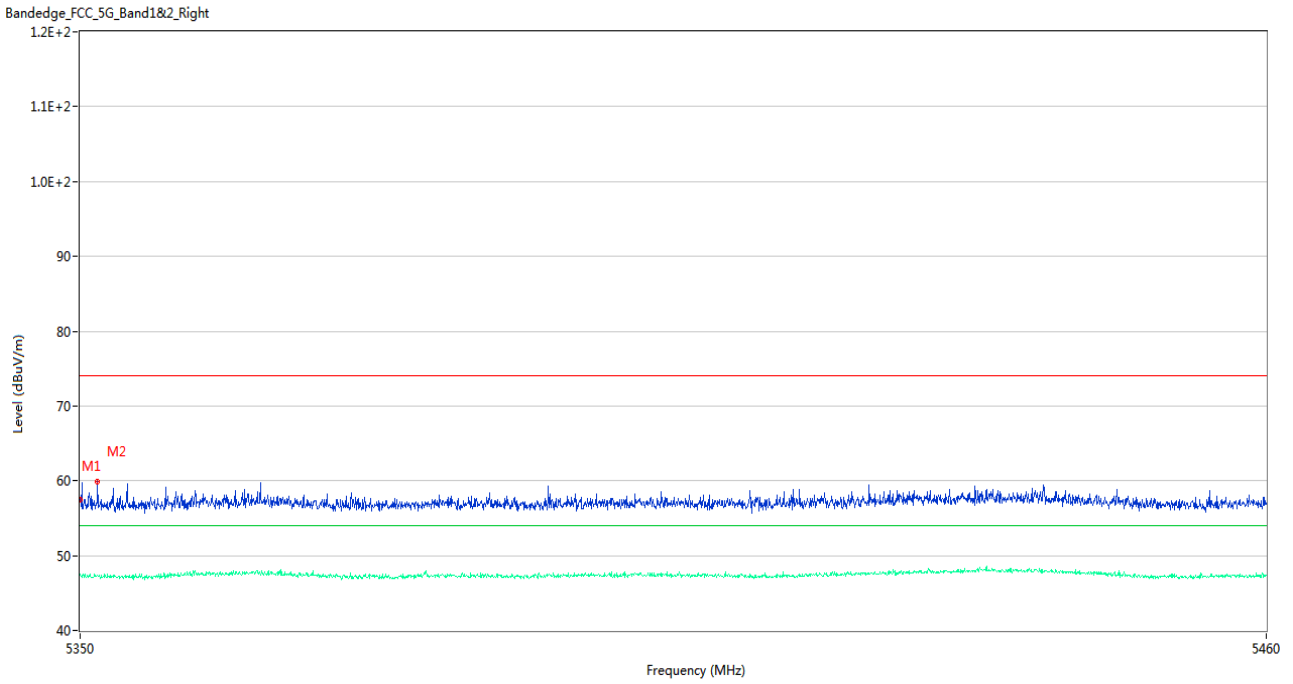
No.	Frequency (MHz)	Results (dBuV/m)	Factor (dB)	Limit (dBuV/m)	Margin (dB)	Detector	Table (Degree)	Height (cm)	Antenna	Verdict
1	5350.055	56.26	3.25	74.0	17.74	Peak	12.00	100	Horizontal	Pass
1**	5350.055	46.82	3.25	54.0	7.18	AV	12.00	100	Horizontal	Pass
2	5423.205	59.98	3.79	74.0	14.02	Peak	2.00	150	Horizontal	Pass
2**	5423.205	47.35	3.79	54.0	6.65	AV	2.00	150	Horizontal	Pass

U-NII-2A 11a Low Channel



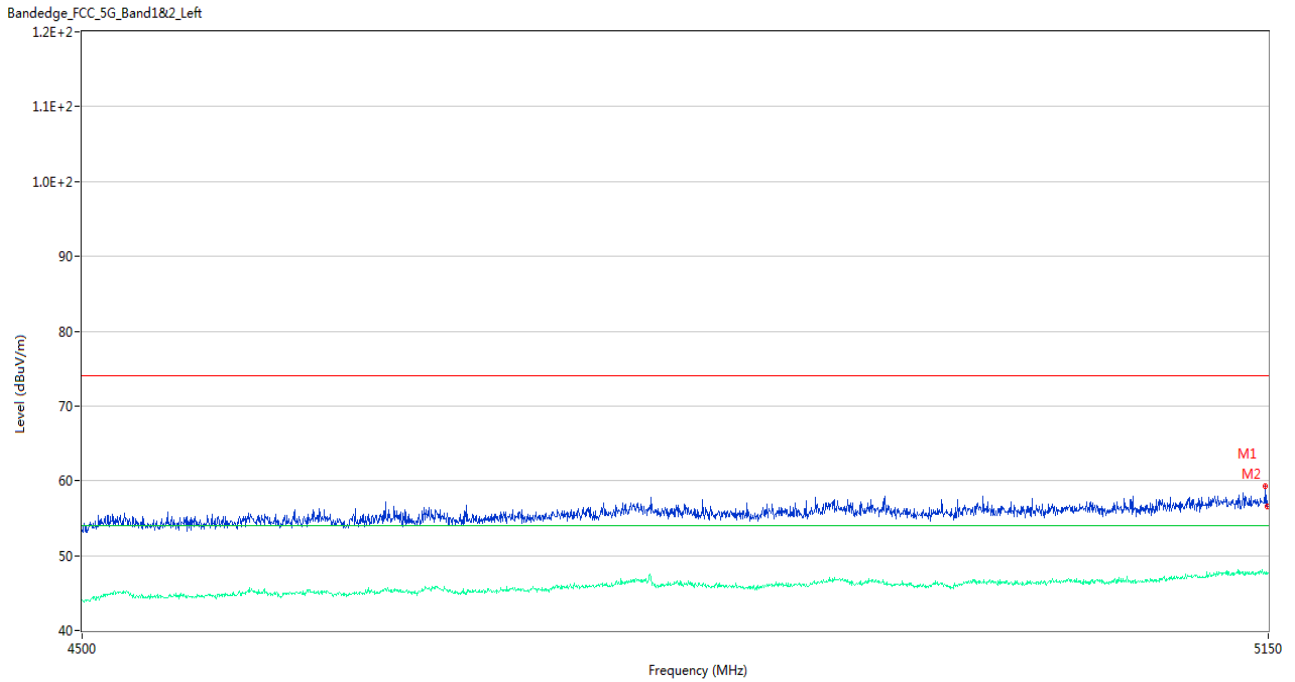
No.	Frequency (MHz)	Results (dBuV/m)	Factor (dB)	Limit (dBuV/m)	Margin (dB)	Detector	Table (Degree)	Height (cm)	Antenna	Verdict
1	5141.550	58.48	3.68	74.0	15.52	Peak	0.00	150	Horizontal	Pass
1**	5141.550	47.75	3.68	54.0	6.25	AV	0.00	150	Horizontal	Pass
2	5149.675	57.68	3.43	74.0	16.32	Peak	12.00	200	Horizontal	Pass
2**	5149.675	47.79	3.43	54.0	6.21	AV	12.00	200	Horizontal	Pass

U-NII-2A 11a High Channel



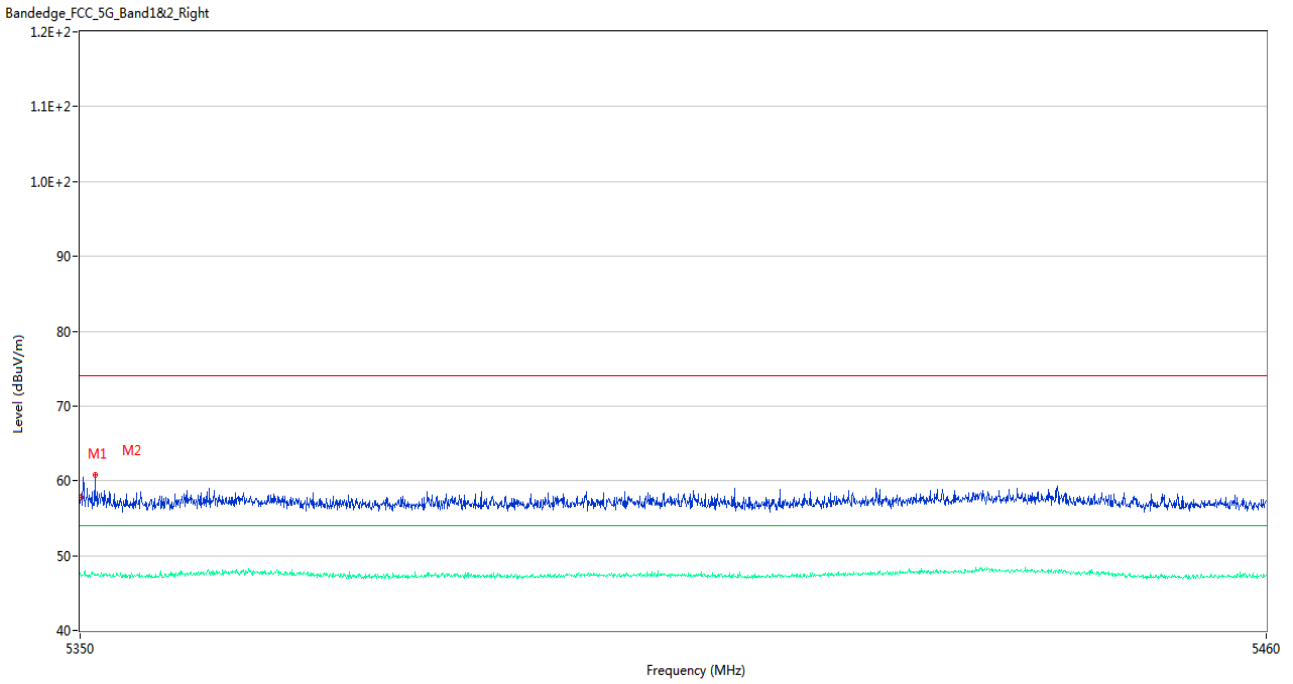
No.	Frequency (MHz)	Results (dBuV/m)	Factor (dB)	Limit (dBuV/m)	Margin (dB)	Detector	Table (Degree)	Height (cm)	Antenna	Verdict
1	5350.000	57.42	3.26	74.0	16.58	Peak	280.00	200	Horizontal	Pass
1**	5350.000	47.51	3.26	54.0	6.49	AV	280.00	200	Horizontal	Pass
2	5351.595	59.94	3.27	74.0	14.06	Peak	227.00	200	Horizontal	Pass
2**	5351.595	47.33	3.27	54.0	6.67	AV	227.00	200	Horizontal	Pass

U-NII-2A 11n20 Low Channel



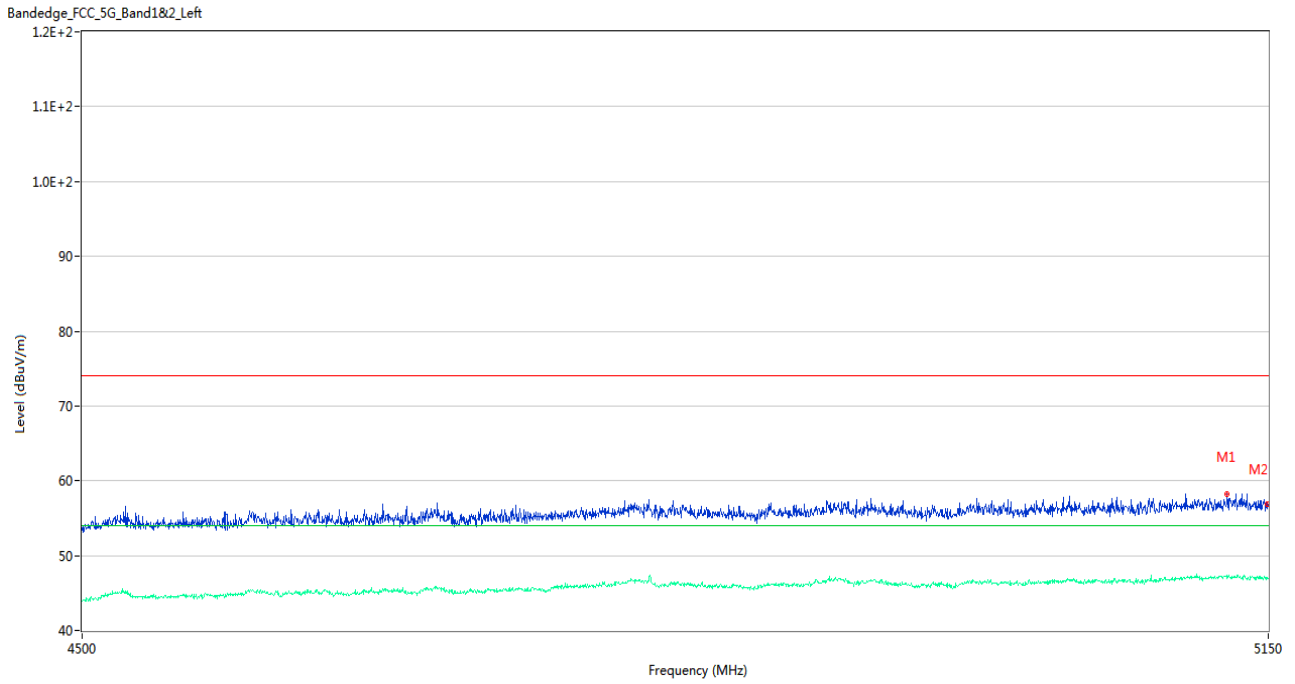
No.	Frequency (MHz)	Results (dBuV/m)	Factor (dB)	Limit (dBuV/m)	Margin (dB)	Detector	Table (Degree)	Height (cm)	Antenna	Verdict
1	5148.375	59.36	3.50	74.0	14.64	Peak	222.00	100	Horizontal	Pass
1**	5148.375	47.66	3.50	54.0	6.34	AV	222.00	100	Horizontal	Pass
2	5149.675	56.57	3.43	74.0	17.43	Peak	218.00	200	Horizontal	Pass
2**	5149.675	47.53	3.43	54.0	6.47	AV	218.00	200	Horizontal	Pass

U-NII-2A 11n20 High Channel



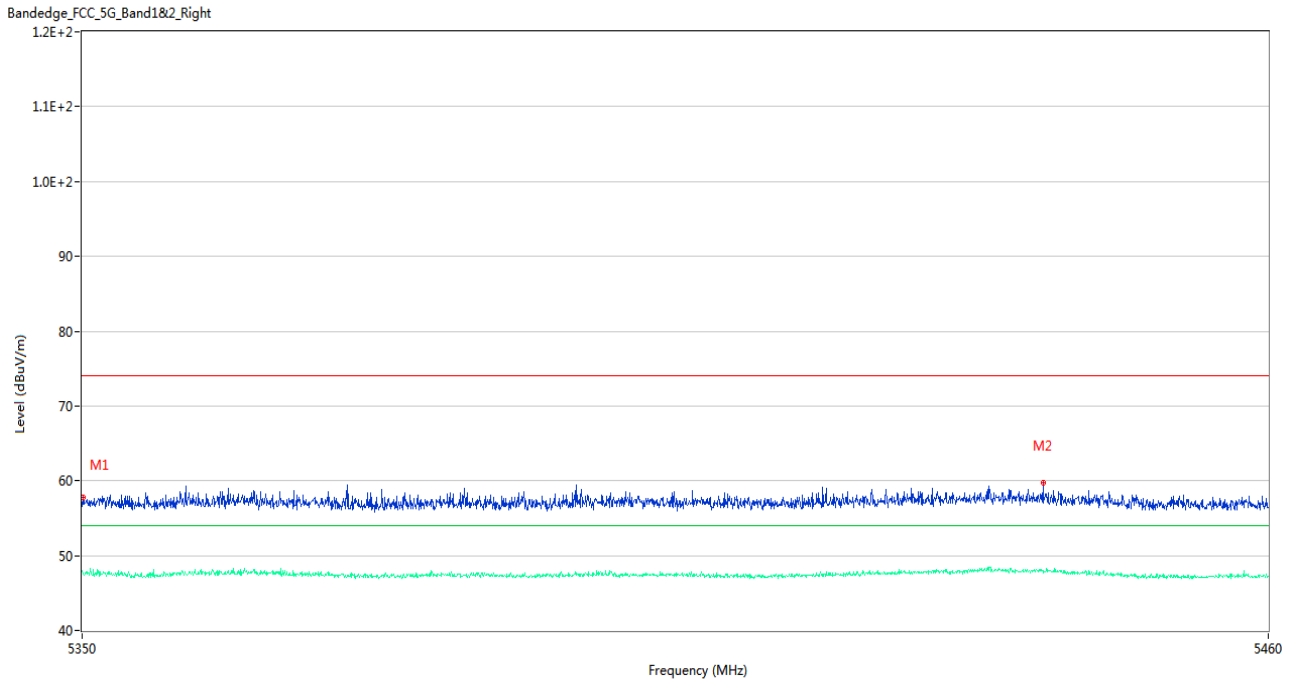
No.	Frequency (MHz)	Results (dBuV/m)	Factor (dB)	Limit (dBuV/m)	Margin (dB)	Detector	Table (Degree)	Height (cm)	Antenna	Verdict
1	5350.055	57.83	3.25	74.0	16.17	Peak	188.00	150	Horizontal	Pass
1**	5350.055	47.41	3.25	54.0	6.59	AV	188.00	150	Horizontal	Pass
2	5351.375	60.83	3.26	74.0	13.17	Peak	228.00	150	Horizontal	Pass
2**	5351.375	47.60	3.26	54.0	6.40	AV	228.00	150	Horizontal	Pass

U-NII-2A 11n40 Low Channel



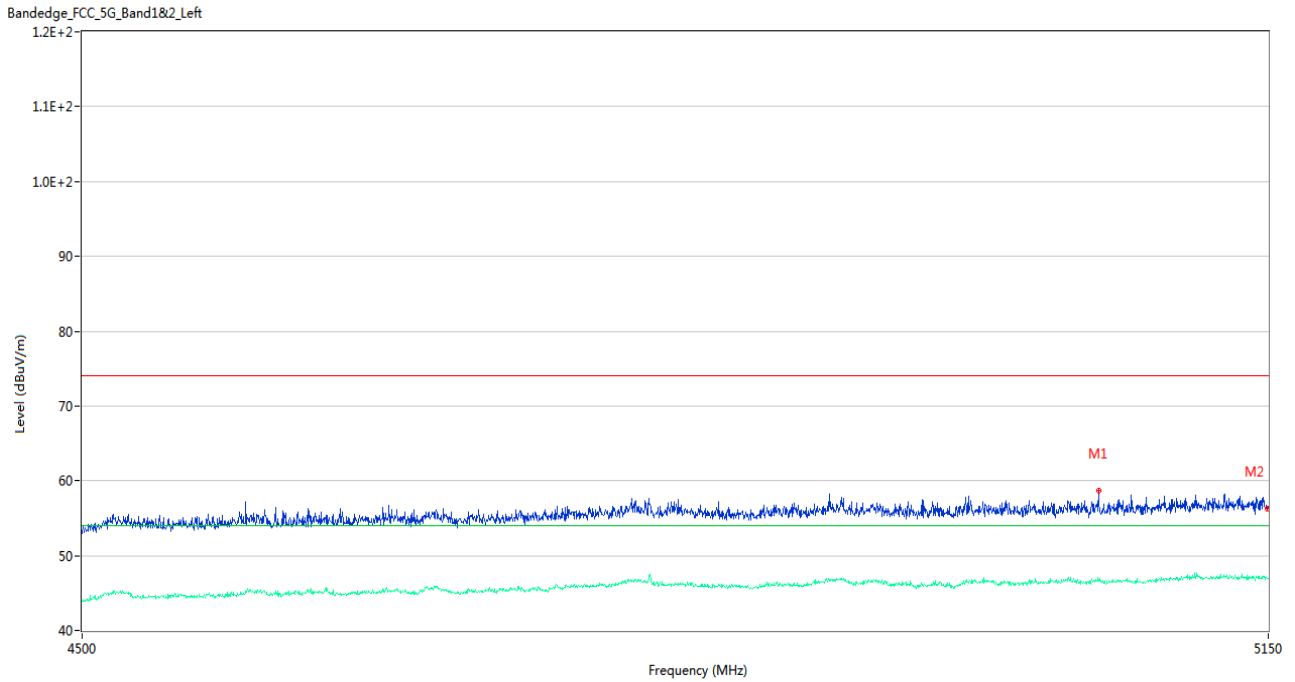
No.	Frequency (MHz)	Results (dBuV/m)	Factor (dB)	Limit (dBuV/m)	Margin (dB)	Detector	Table (Degree)	Height (cm)	Antenna	Verdict
1	5125.950	58.24	4.15	74.0	15.76	Peak	116.00	150	Horizontal	Pass
1**	5125.950	46.97	4.15	54.0	7.03	AV	116.00	150	Horizontal	Pass
2	5149.675	56.93	3.43	74.0	17.07	Peak	346.00	200	Horizontal	Pass
2**	5149.675	46.99	3.43	54.0	7.01	AV	346.00	200	Horizontal	Pass

U-NII-2A 11n40 High Channel



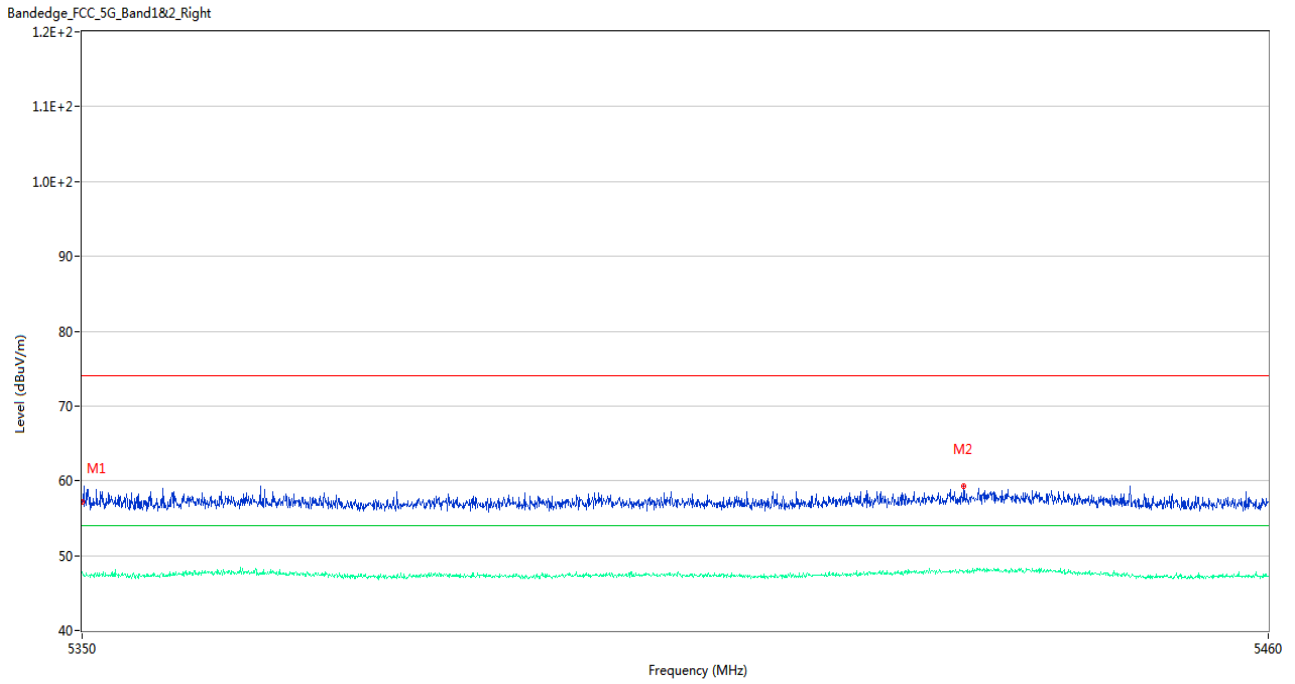
No.	Frequency (MHz)	Results (dBuV/m)	Factor (dB)	Limit (dBuV/m)	Margin (dB)	Detector	Table (Degree)	Height (cm)	Antenna	Verdict
1	5350.055	57.79	3.25	74.0	16.21	Peak	248.00	200	Horizontal	Pass
1**	5350.055	47.71	3.25	54.0	6.29	AV	248.00	200	Horizontal	Pass
2	5438.935	59.66	4.42	74.0	14.34	Peak	333.00	150	Horizontal	Pass
2**	5438.935	47.94	4.42	54.0	6.06	AV	333.00	150	Horizontal	Pass

U-NII-2A 11ac20 Low Channel



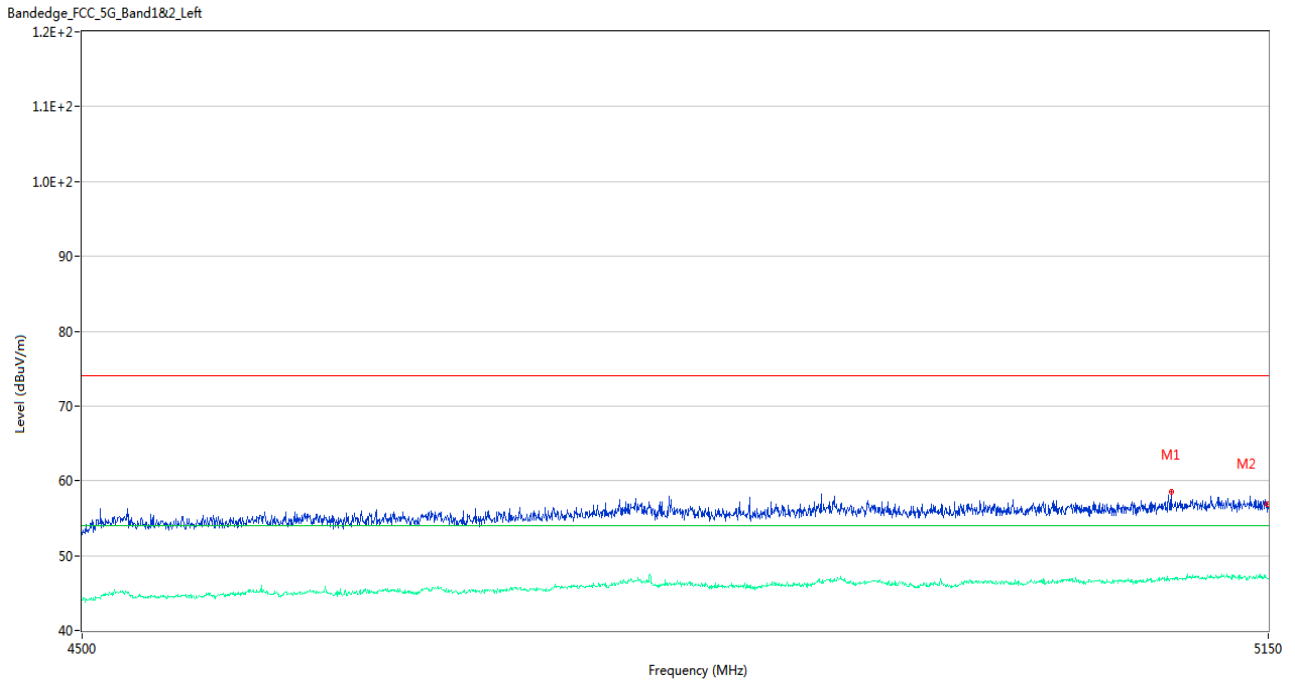
No.	Frequency (MHz)	Results (dBuV/m)	Factor (dB)	Limit (dBuV/m)	Margin (dB)	Detector	Table (Degree)	Height (cm)	Antenna	Verdict
1	5051.525	58.67	3.41	74.0	15.33	Peak	311.00	200	Horizontal	Pass
1**	5051.525	46.62	3.41	54.0	7.38	AV	311.00	200	Horizontal	Pass
2	5149.675	56.32	3.43	74.0	17.68	Peak	161.00	150	Horizontal	Pass
2**	5149.675	46.99	3.43	54.0	7.01	AV	161.00	150	Horizontal	Pass

U-NII-2A 11ac20 High Channel



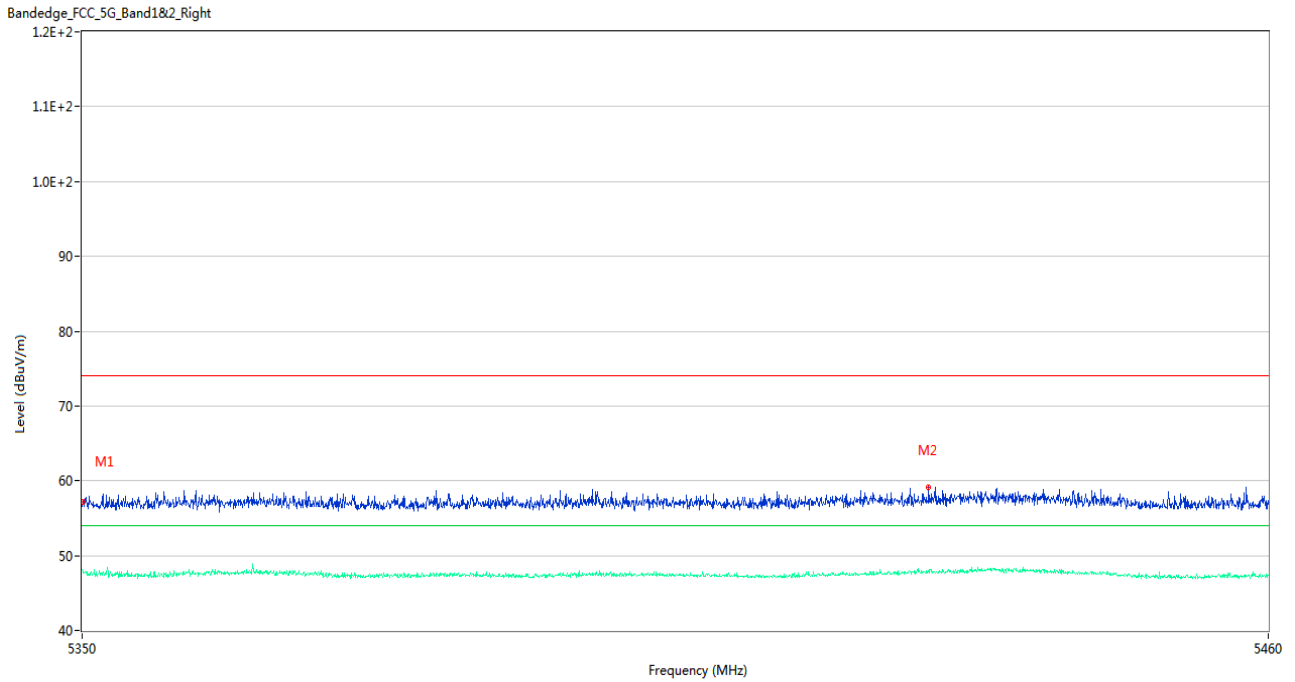
No.	Frequency (MHz)	Results (dBuV/m)	Factor (dB)	Limit (dBuV/m)	Margin (dB)	Detector	Table (Degree)	Height (cm)	Antenna	Verdict
1	5350.000	57.24	3.26	74.0	16.76	Peak	215.00	150	Horizontal	Pass
1**	5350.000	47.78	3.26	54.0	6.22	AV	215.00	150	Horizontal	Pass
2	5431.565	59.33	4.17	74.0	14.67	Peak	100.00	200	Horizontal	Pass
2**	5431.565	47.78	4.17	54.0	6.22	AV	100.00	200	Horizontal	Pass

U-NII-2A 11ac40 Low Channel



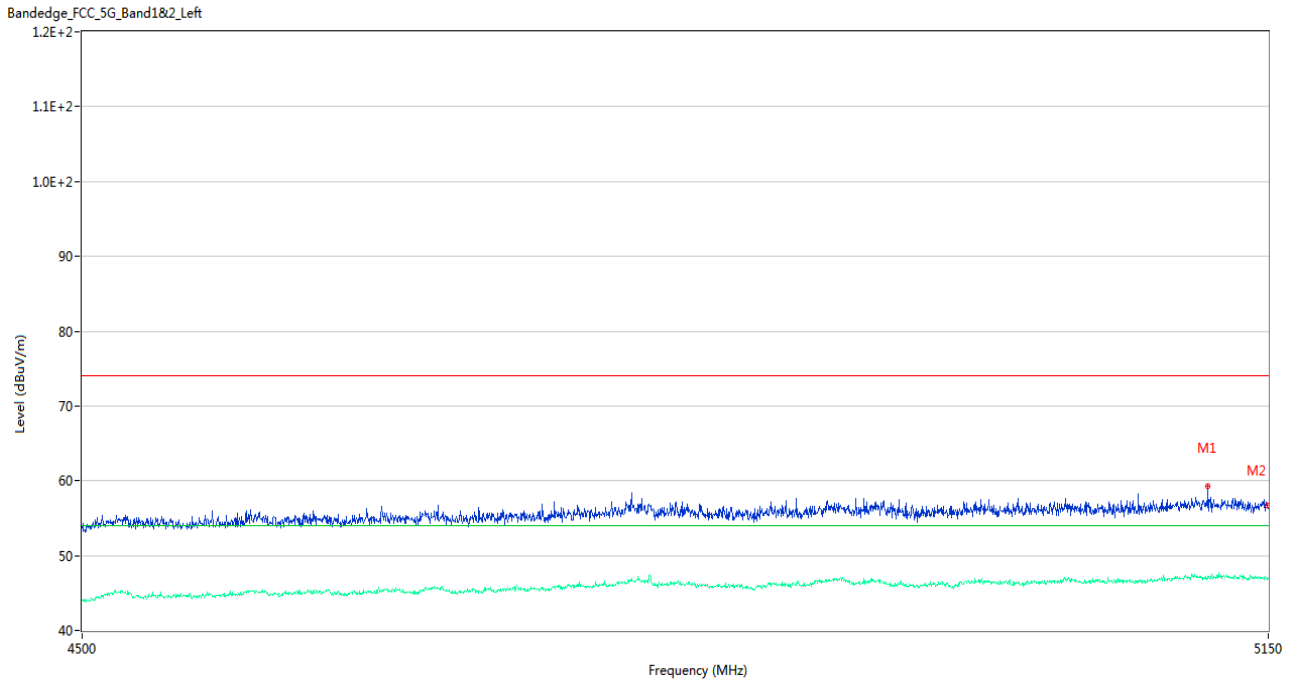
No.	Frequency (MHz)	Results (dBuV/m)	Factor (dB)	Limit (dBuV/m)	Margin (dB)	Detector	Table (Degree)	Height (cm)	Antenna	Verdict
1	5093.450	58.49	3.52	74.0	15.51	Peak	19.00	200	Horizontal	Pass
1**	5093.450	46.87	3.52	54.0	7.13	AV	19.00	200	Horizontal	Pass
2	5149.675	56.88	3.43	74.0	17.12	Peak	261.00	150	Horizontal	Pass
2**	5149.675	46.93	3.43	54.0	7.07	AV	261.00	150	Horizontal	Pass

U-NII-2A 11ac40 High Channel



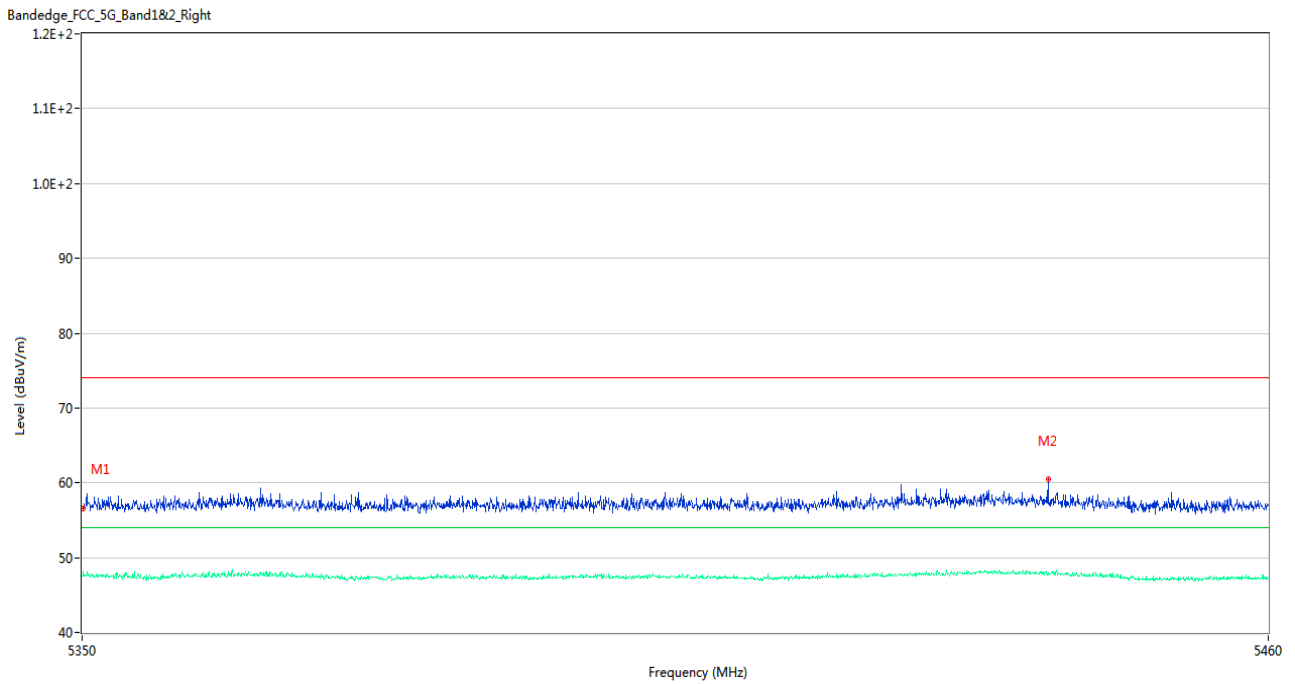
No.	Frequency (MHz)	Results (dBuV/m)	Factor (dB)	Limit (dBuV/m)	Margin (dB)	Detector	Table (Degree)	Height (cm)	Antenna	Verdict
1	5350.055	57.15	3.25	74.0	16.85	Peak	129.00	200	Horizontal	Pass
1**	5350.055	47.92	3.25	54.0	6.08	AV	129.00	200	Horizontal	Pass
2	5428.265	59.14	4.05	74.0	14.86	Peak	219.00	200	Horizontal	Pass
2**	5428.265	47.83	4.05	54.0	6.17	AV	219.00	200	Horizontal	Pass

U-NII-2A 11ac80 Middle Channel



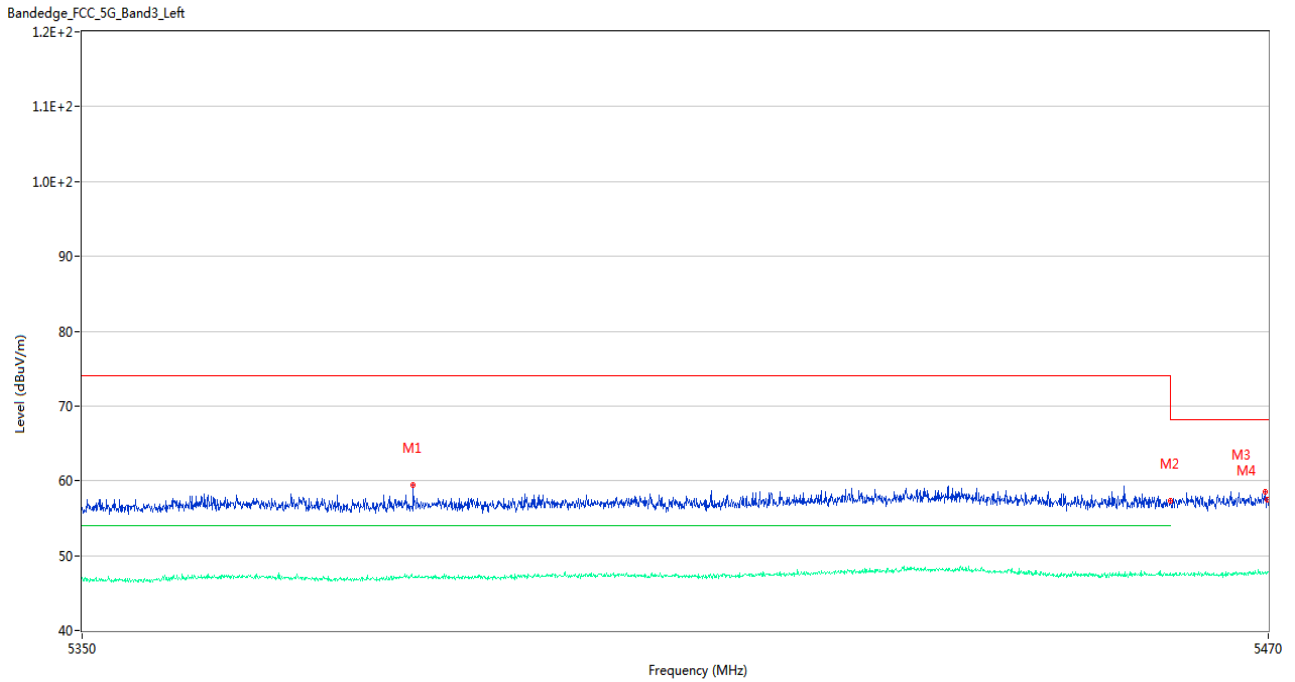
No.	Frequency (MHz)	Results (dBuV/m)	Factor (dB)	Limit (dBuV/m)	Margin (dB)	Detector	Table (Degree)	Height (cm)	Antenna	Verdict
1	5114.900	59.34	3.90	74.0	14.66	Peak	215.00	100	Horizontal	Pass
1**	5114.900	47.20	3.90	54.0	6.80	AV	215.00	100	Horizontal	Pass
2	5149.675	56.67	3.43	74.0	17.33	Peak	159.00	150	Horizontal	Pass
2**	5149.675	46.82	3.43	54.0	7.18	AV	159.00	150	Horizontal	Pass

U-NII-2A 11ac80 Middle Channel



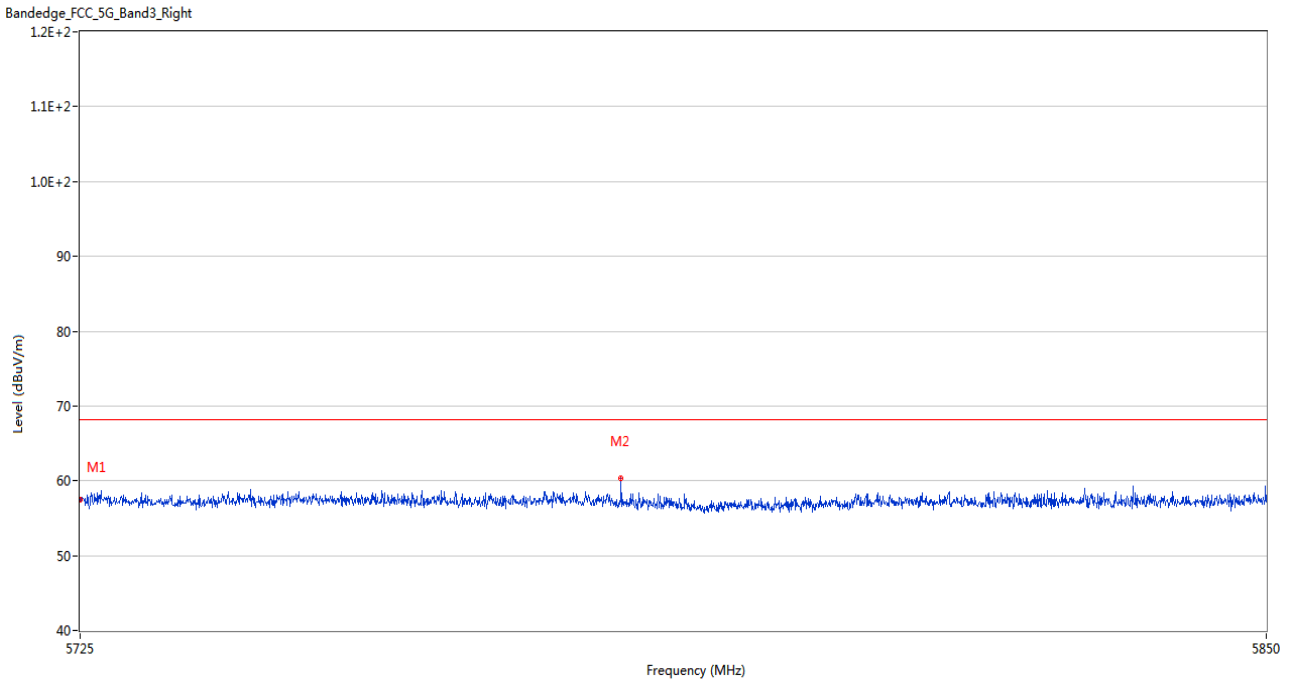
No.	Frequency (MHz)	Results (dBuV/m)	Factor (dB)	Limit (dBuV/m)	Margin (dB)	Detector	Table (Degree)	Height (cm)	Antenna	Verdict
1	5350.055	56.62	3.25	74.0	17.38	Peak	36.00	200	Horizontal	Pass
1**	5350.055	47.58	3.25	54.0	6.42	AV	36.00	200	Horizontal	Pass
2	5439.430	60.55	4.40	74.0	13.45	Peak	193.00	150	Horizontal	Pass
2**	5439.430	47.96	4.40	54.0	6.04	AV	193.00	150	Horizontal	Pass

U-NII-2C 11a Low Channel



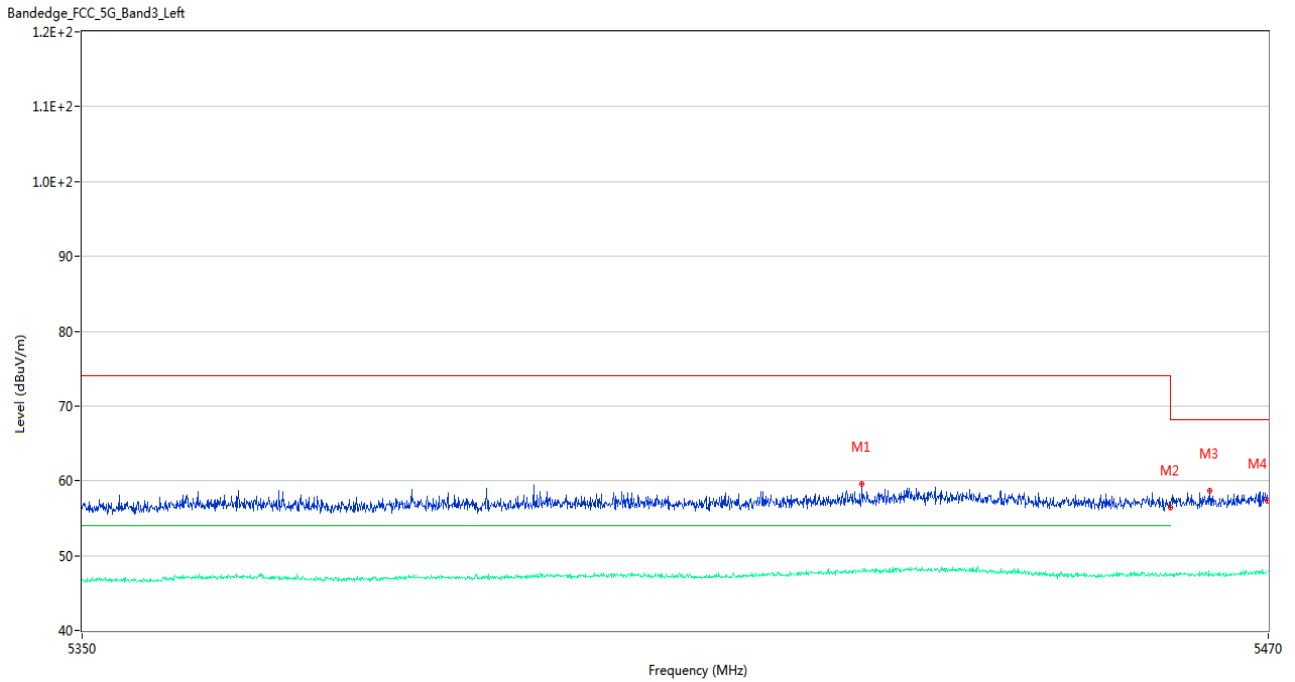
No.	Frequency (MHz)	Results (dBuV/m)	Factor (dB)	Limit (dBuV/m)	Margin (dB)	Detector	Table (Degree)	Height (cm)	Antenna	Verdict
1	5383.240	59.38	3.75	74.0	14.62	Peak	99.00	100	Horizontal	Pass
1**	5383.240	47.09	3.75	54.0	6.91	AV	99.00	100	Horizontal	Pass
2	5459.980	57.30	4.10	74.0	16.70	Peak	262.00	150	Horizontal	Pass
2**	5459.980	47.72	4.10	54.0	6.28	AV	262.00	150	Horizontal	Pass
3	5469.640	58.47	4.07	68.2	9.73	Peak	40.00	200	Horizontal	Pass
3**	5469.640	47.63	4.07	--	--	AV	40.00	200	Horizontal	N/A
4	5469.940	57.53	4.06	68.2	10.67	Peak	24.00	200	Horizontal	Pass
4**	5469.940	47.66	4.06	--	--	AV	24.00	200	Horizontal	N/A

U-NII-2C 11a High Channel



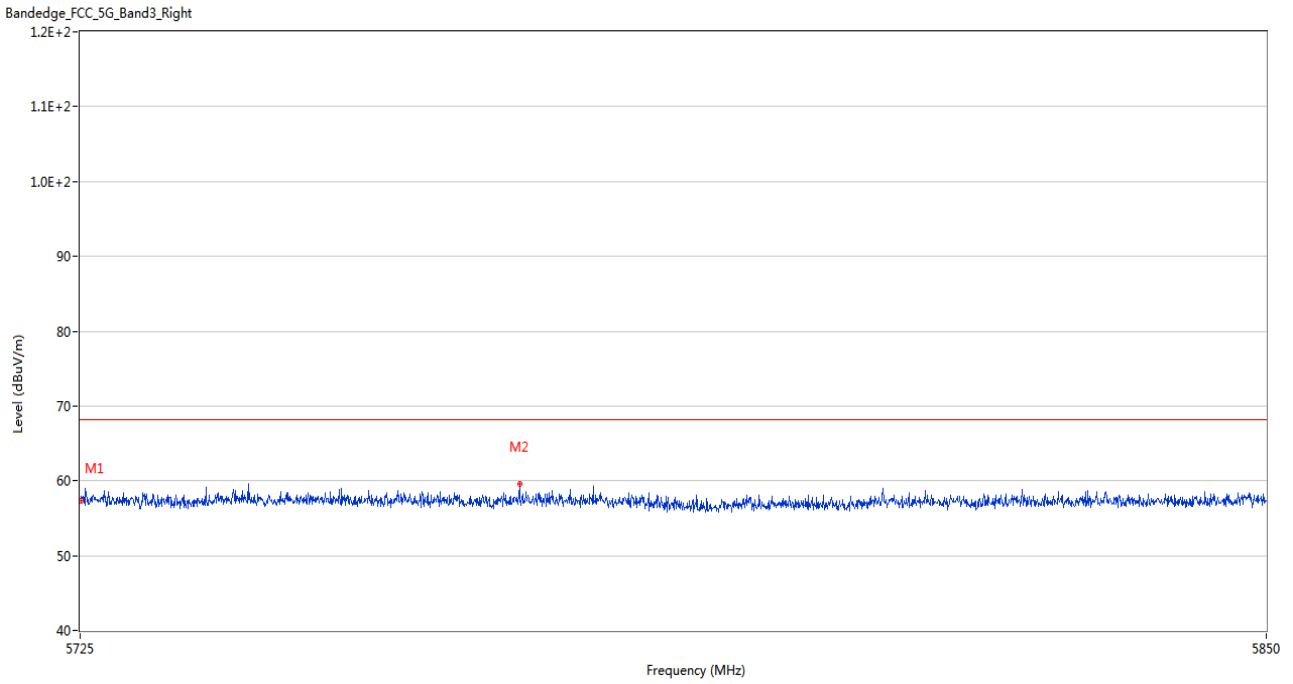
No.	Frequency (MHz)	Results (dBuV/m)	Factor (dB)	Limit (dBuV/m)	Margin (dB)	Detector	Table (Degree)	Height (cm)	Antenna	Verdict
1	5725.000	57.50	4.12	68.2	10.70	Peak	168.00	200	Horizontal	Pass
2	5781.687	60.35	4.18	68.2	7.85	Peak	188.00	150	Horizontal	Pass

U-NII-2C 11n20 Low Channel



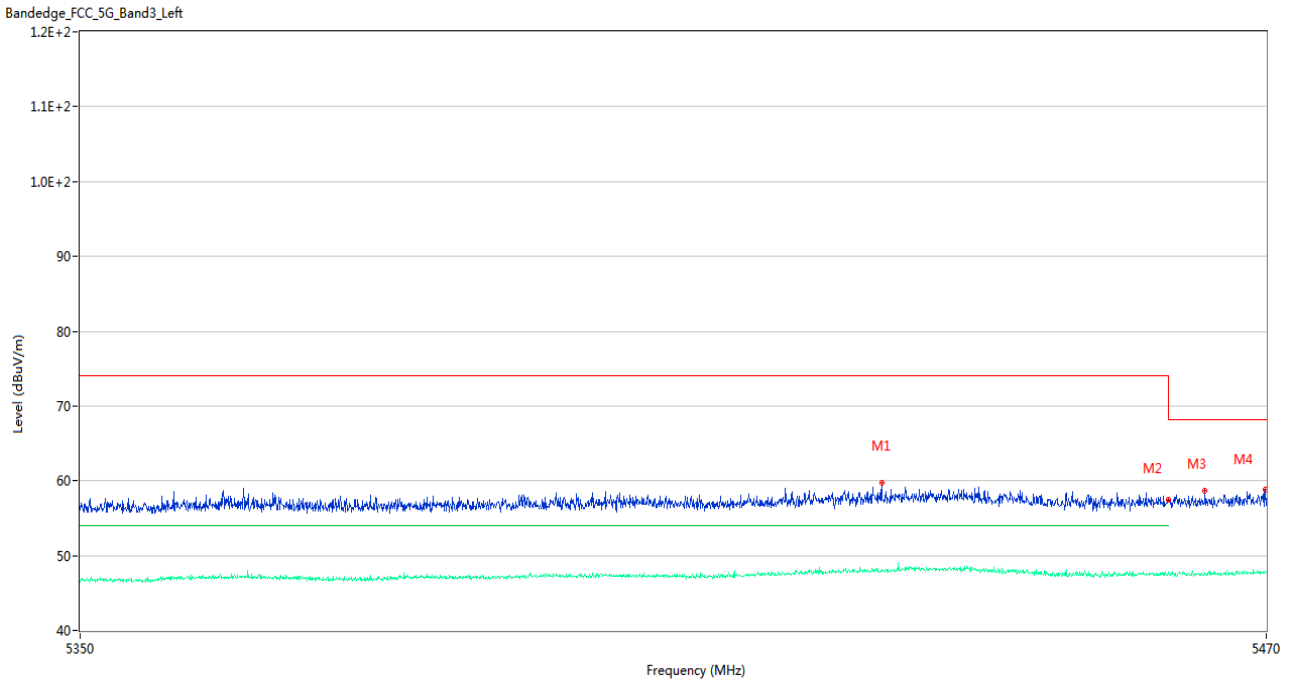
No.	Frequency (MHz)	Results (dBuV/m)	Factor (dB)	Limit (dBuV/m)	Margin (dB)	Detector	Table (Degree)	Height (cm)	Antenna	Verdict
1	5428.600	59.56	4.07	74.0	14.44	Peak	137.00	100	Horizontal	Pass
1**	5428.600	47.82	4.07	54.0	6.18	AV	137.00	100	Horizontal	Pass
2	5459.980	56.36	4.10	74.0	17.64	Peak	135.00	200	Horizontal	Pass
2**	5459.980	47.60	4.10	54.0	6.40	AV	135.00	200	Horizontal	Pass
3	5464.060	58.68	4.06	68.2	9.52	Peak	349.00	200	Horizontal	Pass
3**	5464.060	47.57	4.06	--	--	AV	349.00	200	Horizontal	N/A
4	5469.940	57.34	4.06	68.2	10.86	Peak	230.00	150	Horizontal	Pass
4**	5469.940	47.87	4.06	--	--	AV	230.00	150	Horizontal	N/A

U-NII-2C 11n20 High Channel



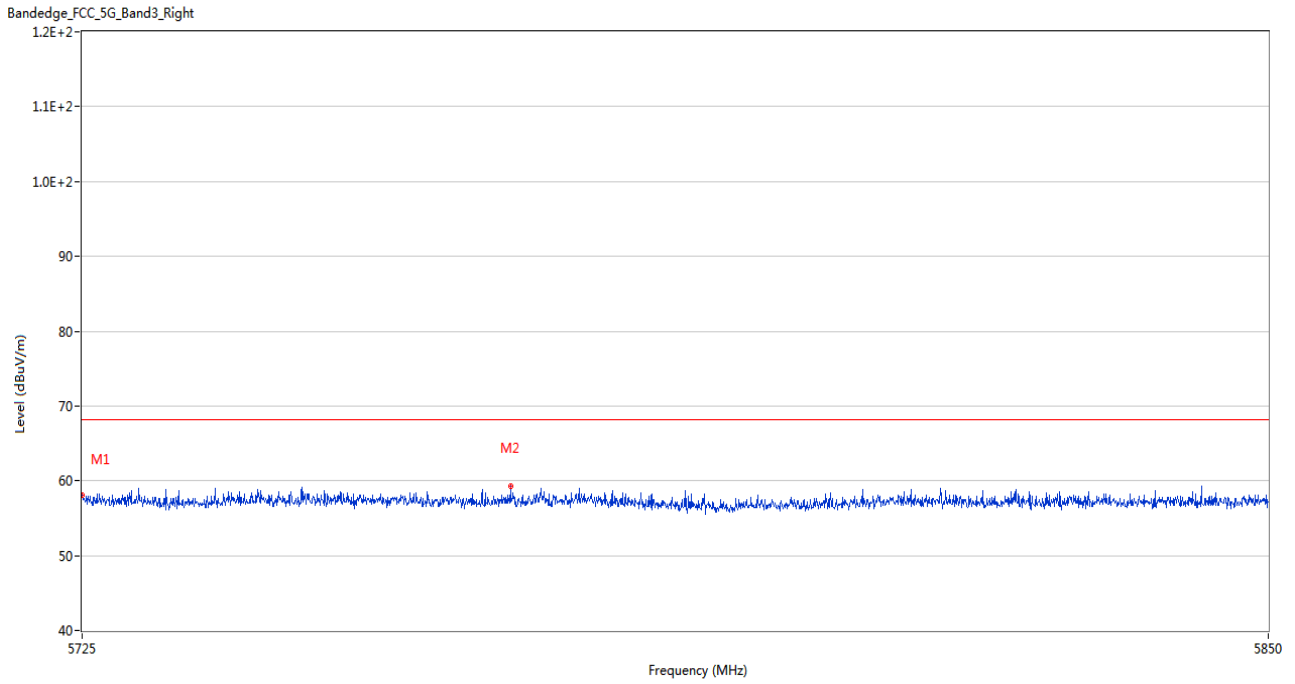
No.	Frequency (MHz)	Results (dBuV/m)	Factor (dB)	Limit (dBuV/m)	Margin (dB)	Detector	Table (Degree)	Height (cm)	Antenna	Verdict
1	5725.063	57.36	4.12	68.2	10.84	Peak	251.00	100	Horizontal	Pass
2	5771.000	59.60	4.34	68.2	8.60	Peak	237.00	100	Horizontal	Pass

U-NII-2C 11n40 Low Channel



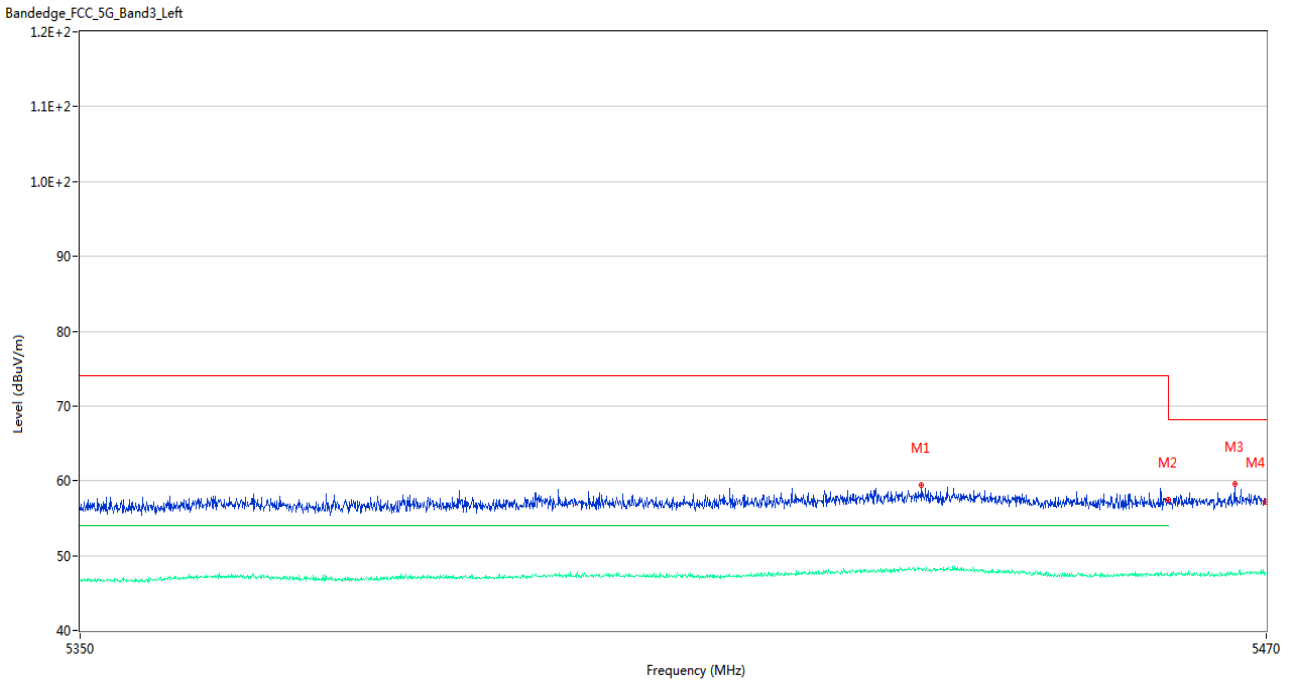
No.	Frequency (MHz)	Results (dBuV/m)	Factor (dB)	Limit (dBuV/m)	Margin (dB)	Detector	Table (Degree)	Height (cm)	Antenna	Verdict
1	5430.820	59.70	4.14	74.0	14.30	Peak	341.00	150	Horizontal	Pass
1**	5430.820	48.07	4.14	54.0	5.93	AV	341.00	150	Horizontal	Pass
2	5459.980	57.52	4.10	74.0	16.48	Peak	85.00	150	Horizontal	Pass
2**	5459.980	47.87	4.10	54.0	6.13	AV	85.00	150	Horizontal	Pass
3	5463.760	58.63	4.07	68.2	9.57	Peak	192.00	150	Horizontal	Pass
3**	5463.760	47.63	4.07	--	--	AV	192.00	150	Horizontal	N/A
4	5469.940	58.90	4.06	68.2	9.30	Peak	111.00	100	Horizontal	Pass
4**	5469.940	47.76	4.06	--	--	AV	111.00	100	Horizontal	N/A

U-NII-2C 11n40 High Channel



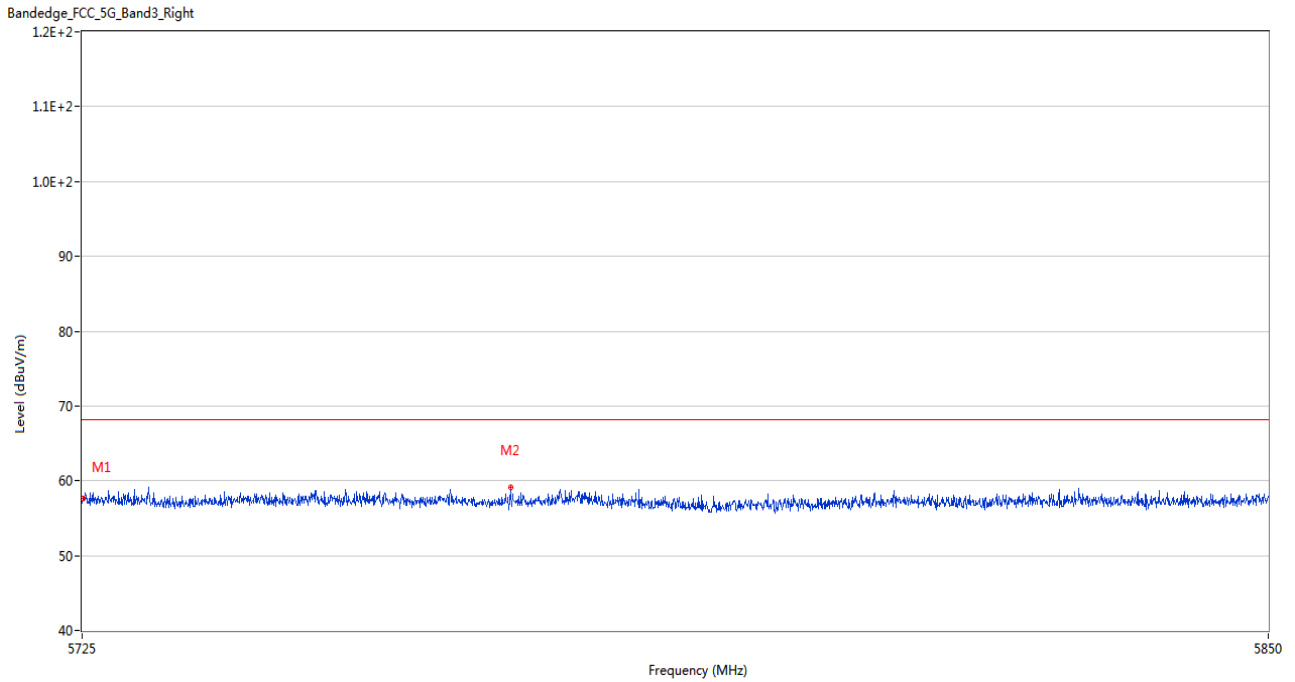
No.	Frequency (MHz)	Results (dBuV/m)	Factor (dB)	Limit (dBuV/m)	Margin (dB)	Detector	Table (Degree)	Height (cm)	Antenna	Verdict
1	5725.000	58.08	4.12	68.2	10.12	Peak	12.00	100	Horizontal	Pass
2	5769.812	59.34	4.22	68.2	8.86	Peak	145.00	150	Horizontal	Pass

U-NII-2C 11ac20 Low Channel



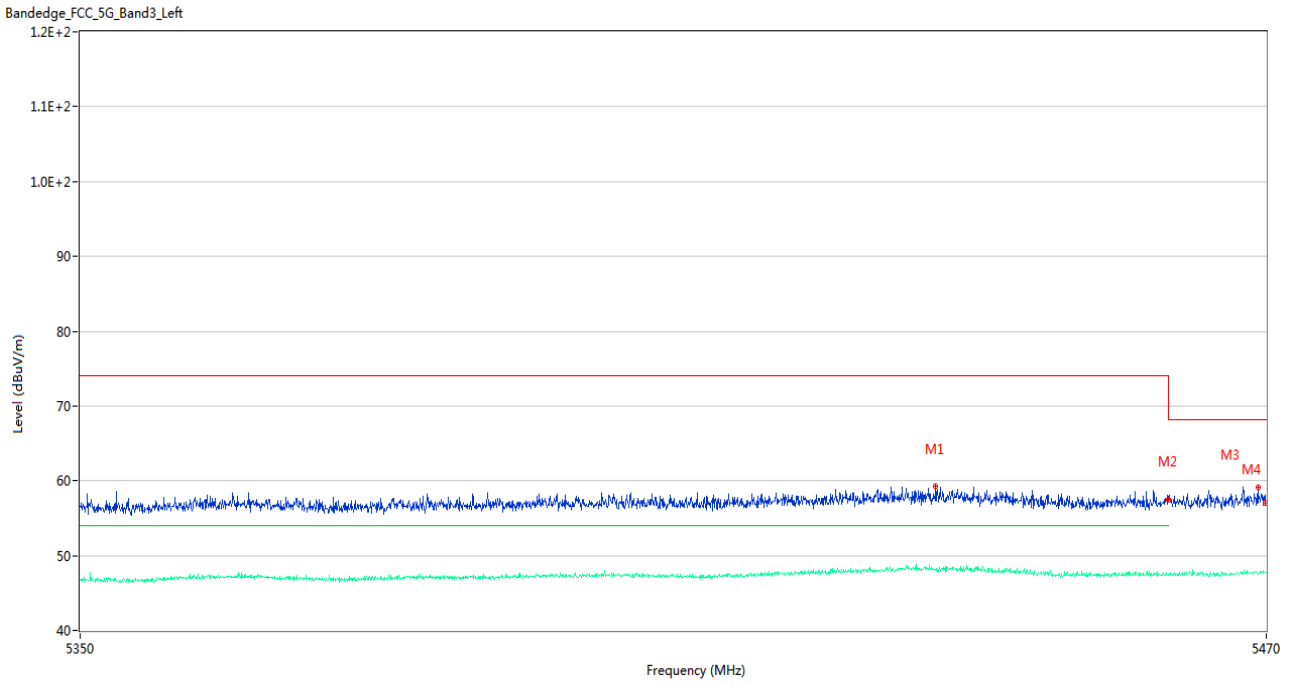
No.	Frequency (MHz)	Results (dBuV/m)	Factor (dB)	Limit (dBuV/m)	Margin (dB)	Detector	Table (Degree)	Height (cm)	Antenna	Verdict
1	5434.840	59.37	4.41	74.0	14.63	Peak	196.00	100	Horizontal	Pass
1**	5434.840	48.08	4.41	54.0	5.92	AV	196.00	100	Horizontal	Pass
2	5459.980	57.48	4.10	74.0	16.52	Peak	43.00	150	Horizontal	Pass
2**	5459.980	47.40	4.10	54.0	6.60	AV	43.00	150	Horizontal	Pass
3	5466.760	59.56	4.06	68.2	8.64	Peak	265.00	150	Horizontal	Pass
3**	5466.760	47.74	4.06	--	--	AV	265.00	150	Horizontal	N/A
4	5469.940	57.13	4.06	68.2	11.07	Peak	339.00	150	Horizontal	Pass
4**	5469.940	47.66	4.06	--	--	AV	339.00	150	Horizontal	N/A

U-NII-2C 11ac20 High Channel



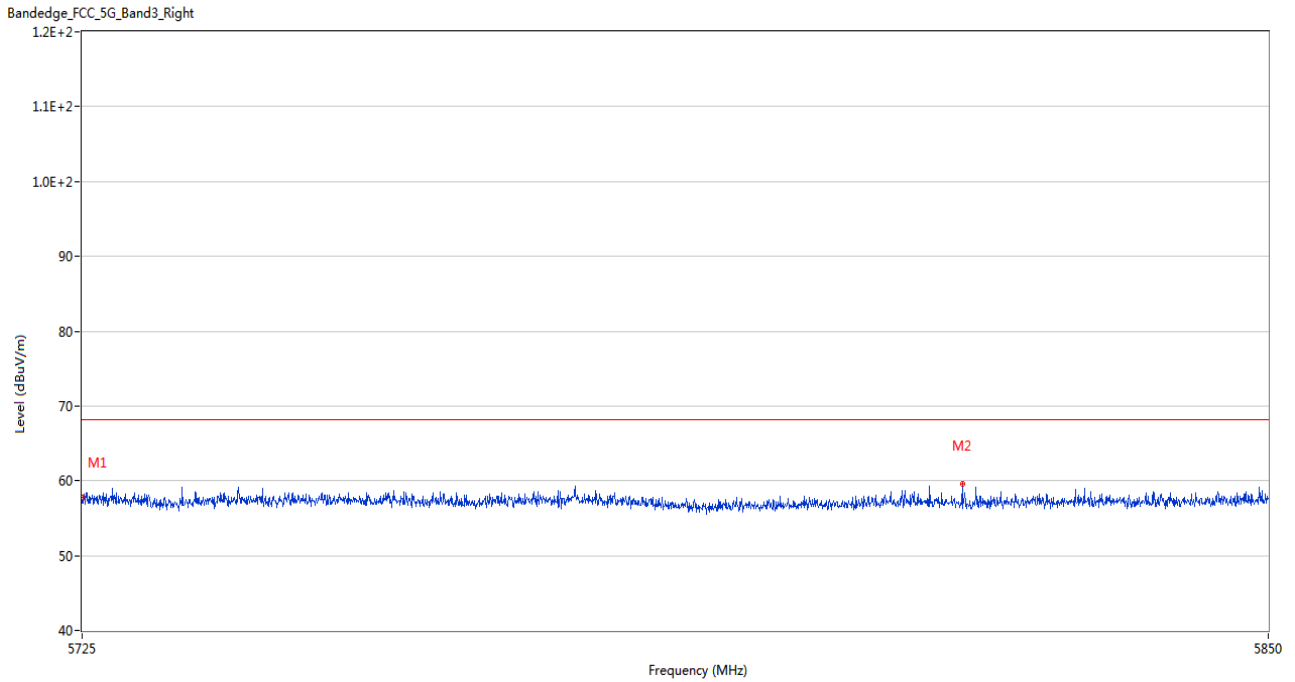
No.	Frequency (MHz)	Results (dBuV/m)	Factor (dB)	Limit (dBuV/m)	Margin (dB)	Detector	Table (Degree)	Height (cm)	Antenna	Verdict
1	5725.063	57.61	4.12	68.2	10.59	Peak	225.00	150	Horizontal	Pass
2	5769.812	59.12	4.22	68.2	9.08	Peak	262.00	200	Horizontal	Pass

U-NII-2C 11ac40 Low Channel



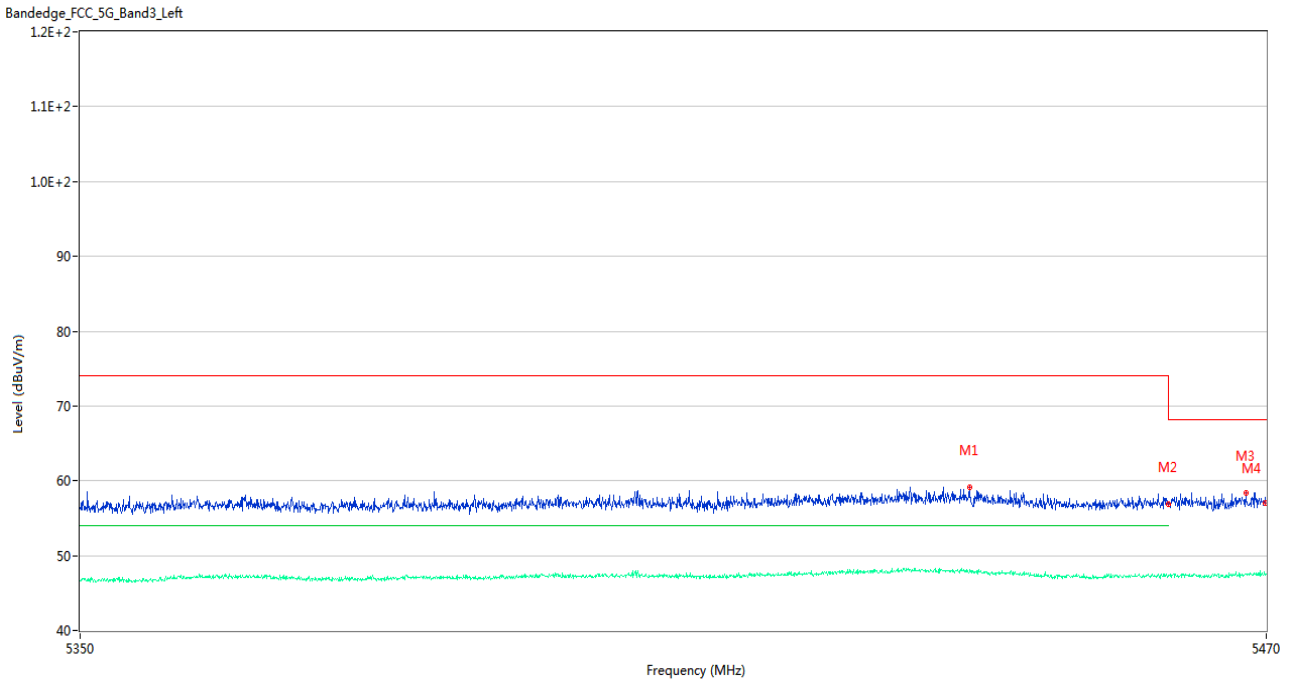
No.	Frequency (MHz)	Results (dBuV/m)	Factor (dB)	Limit (dBuV/m)	Margin (dB)	Detector	Table (Degree)	Height (cm)	Antenna	Verdict
1	5436.280	59.24	4.37	74.0	14.76	Peak	248.00	200	Horizontal	Pass
1**	5436.280	48.11	4.37	54.0	5.89	AV	248.00	200	Horizontal	Pass
2	5459.980	57.52	4.10	74.0	16.48	Peak	171.00	200	Horizontal	Pass
2**	5459.980	47.35	4.10	54.0	6.65	AV	171.00	200	Horizontal	Pass
3	5469.160	59.14	4.09	68.2	9.06	Peak	153.00	100	Horizontal	Pass
3**	5469.160	47.58	4.09	--	--	AV	153.00	100	Horizontal	N/A
4	5469.940	57.00	4.06	68.2	11.20	Peak	332.00	200	Horizontal	Pass
4**	5469.940	47.85	4.06	--	--	AV	332.00	200	Horizontal	N/A

U-NII-2C 11ac40 High Channel



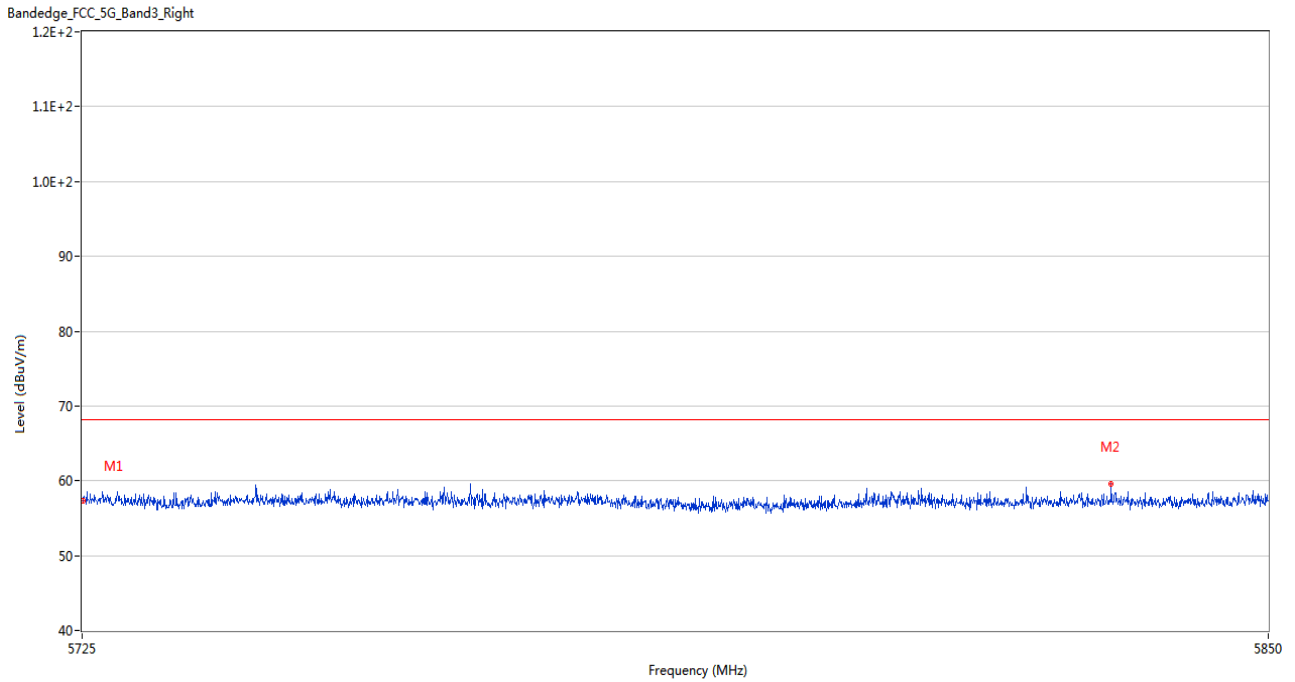
No.	Frequency (MHz)	Results (dBuV/m)	Factor (dB)	Limit (dBuV/m)	Margin (dB)	Detector	Table (Degree)	Height (cm)	Antenna	Verdict
1	5725.063	57.72	4.12	68.2	10.48	Peak	77.00	100	Horizontal	Pass
2	5817.500	59.65	3.69	68.2	8.55	Peak	274.00	100	Horizontal	Pass

U-NII-2C 11ac80 Low Channel



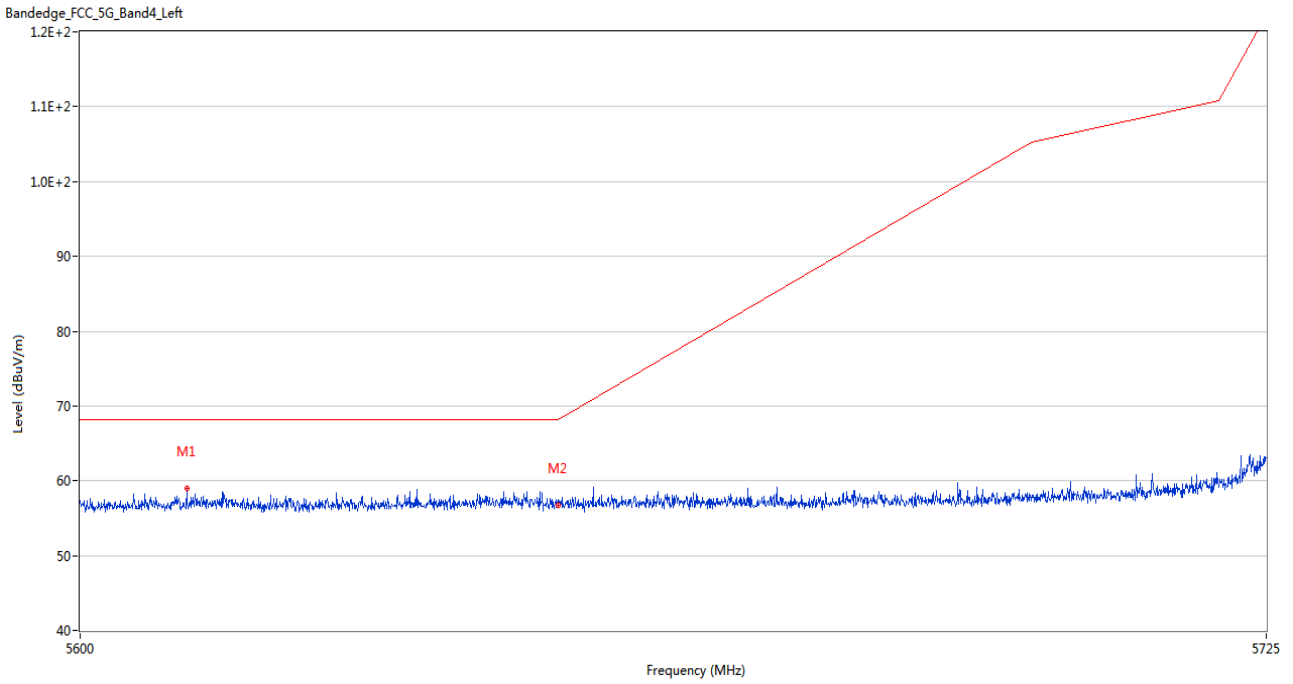
No.	Frequency (MHz)	Results (dBuV/m)	Factor (dB)	Limit (dBuV/m)	Margin (dB)	Detector	Table (Degree)	Height (cm)	Antenna	Verdict
1	5439.700	59.11	4.39	74.0	14.89	Peak	360.00	200	Horizontal	Pass
1**	5439.700	47.78	4.39	54.0	6.22	AV	360.00	200	Horizontal	Pass
2	5459.980	56.88	4.10	74.0	17.12	Peak	320.00	200	Horizontal	Pass
2**	5459.980	47.32	4.10	54.0	6.68	AV	320.00	200	Horizontal	Pass
3	5467.900	58.43	4.14	68.2	9.77	Peak	117.00	150	Horizontal	Pass
3**	5467.900	47.46	4.14	--	--	AV	117.00	150	Horizontal	N/A
4	5469.940	57.04	4.06	68.2	11.16	Peak	4.00	200	Horizontal	Pass
4**	5469.940	47.43	4.06	--	--	AV	4.00	200	Horizontal	N/A

U-NII-2C 11ac80 High Channel



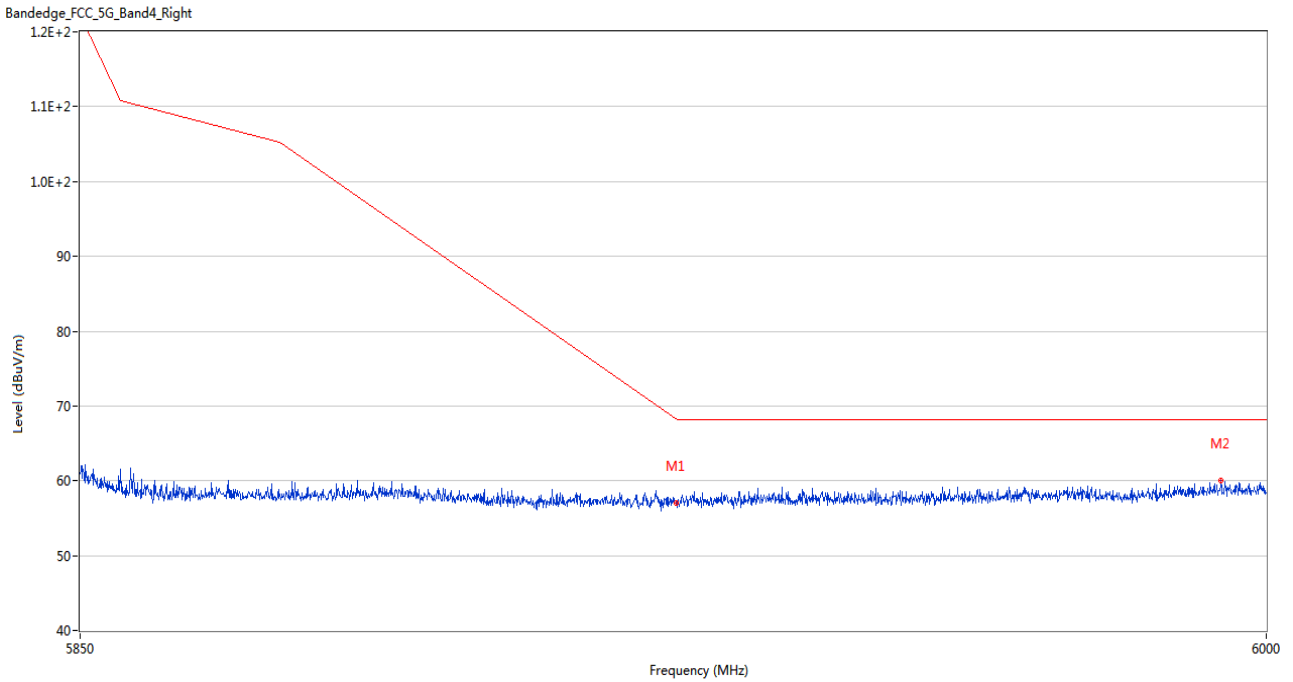
No.	Frequency (MHz)	Results (dBuV/m)	Factor (dB)	Limit (dBuV/m)	Margin (dB)	Detector	Table (Degree)	Height (cm)	Antenna	Verdict
1	5725.063	57.34	4.12	68.2	10.86	Peak	80.00	200	Horizontal	Pass
2	5833.312	59.52	3.97	68.2	8.68	Peak	254.00	150	Horizontal	Pass

U-NII-3 11a Low Channel



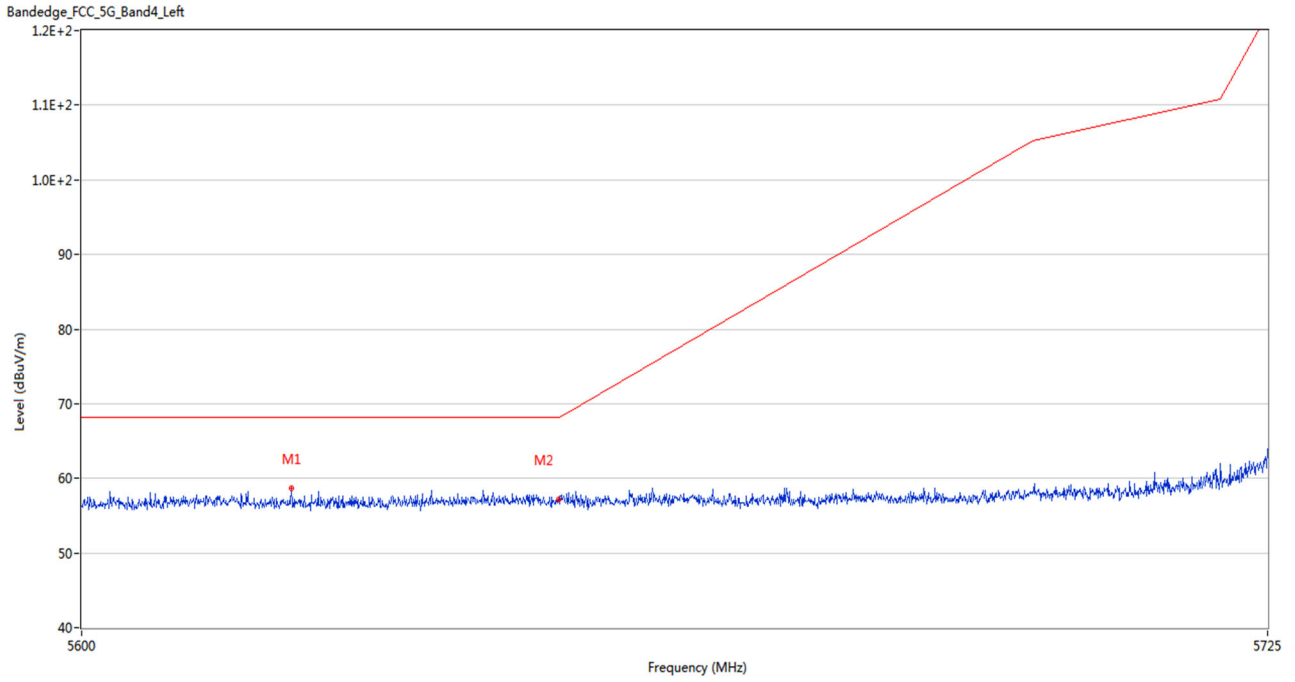
No.	Frequency (MHz)	Results (dBuV/m)	Factor (dB)	Limit (dBuV/m)	Margin (dB)	Detector	Table (Degree)	Height (cm)	Antenna	Verdict
1	5611.125	58.93	3.74	68.2	9.27	Peak	130.00	200	Horizontal	Pass
2	5650.000	56.70	3.83	68.2	11.50	Peak	138.00	100	Horizontal	Pass

U-NII-3 11a High Channel



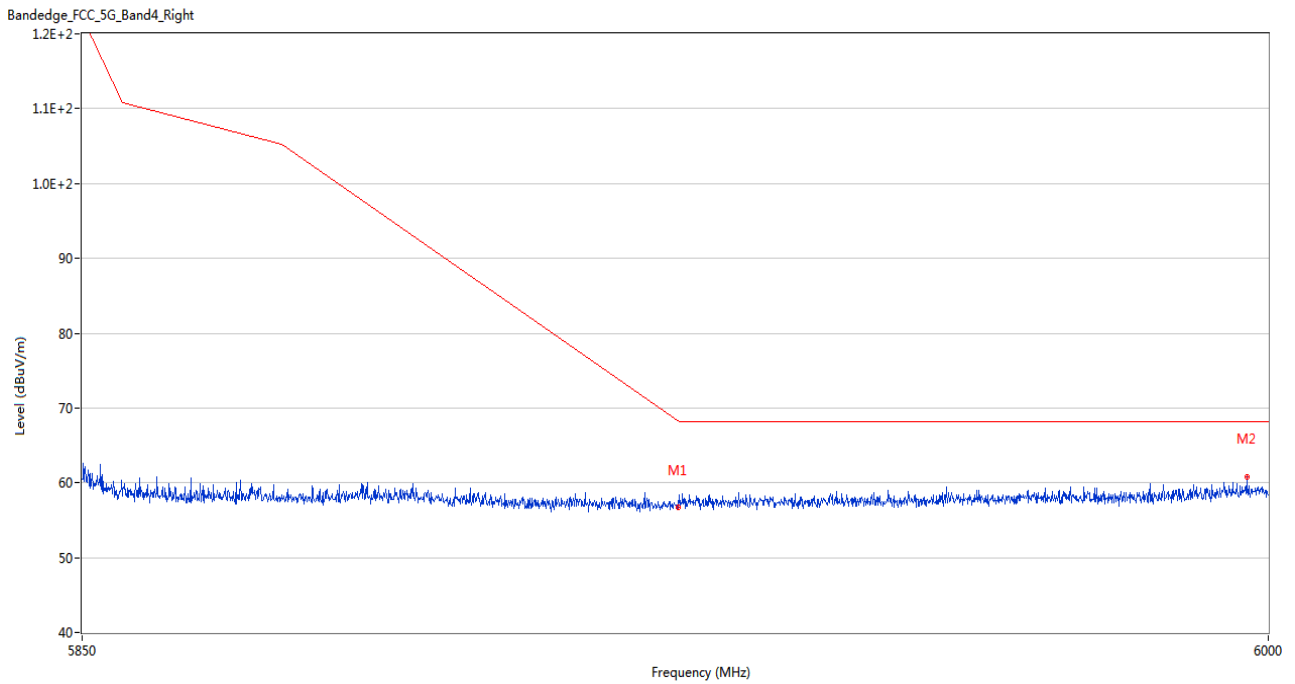
No.	Frequency (MHz)	Results (dBuV/m)	Factor (dB)	Limit (dBuV/m)	Margin (dB)	Detector	Table (Degree)	Height (cm)	Antenna	Verdict
1	5924.925	57.02	3.64	68.3	11.28	Peak	44.00	200	Horizontal	Pass
2	5994.225	60.04	5.60	68.2	8.16	Peak	0.00	100	Horizontal	Pass

U-NII-3 11n20 Low Channel



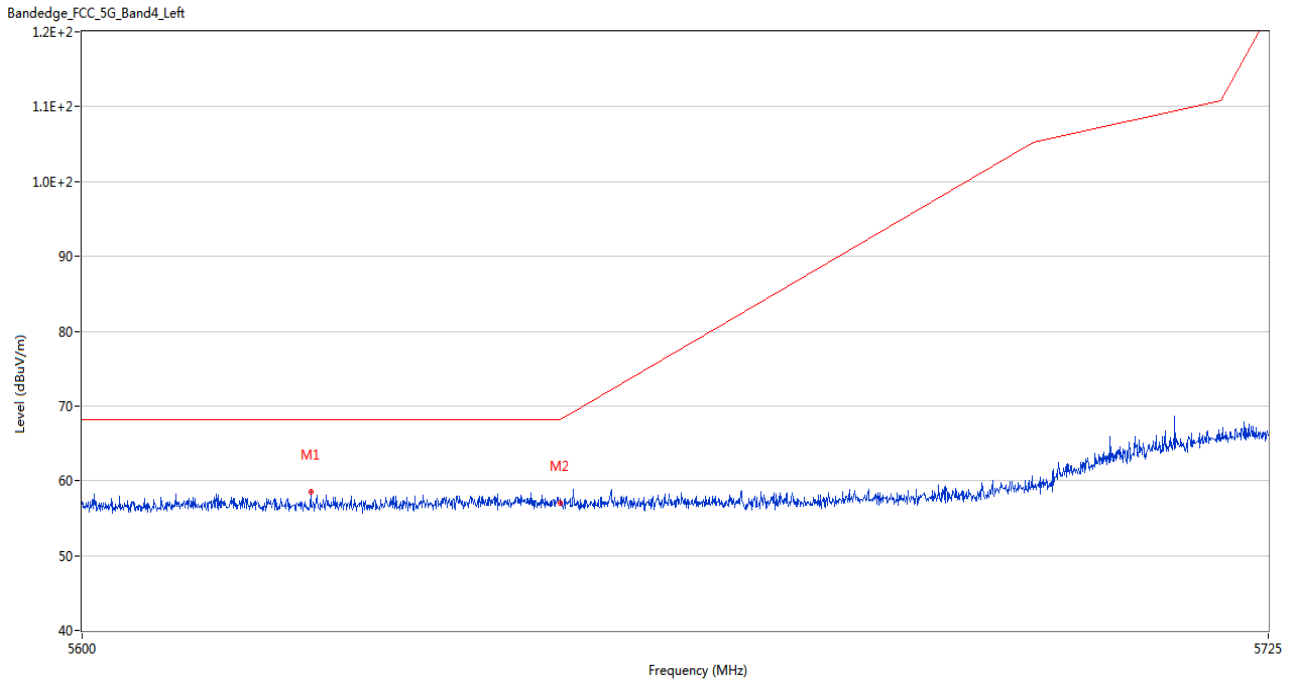
No.	Frequency (MHz)	Results (dBuV/m)	Factor (dB)	Limit (dBuV/m)	Margin (dB)	Detector	Table (Degree)	Height (cm)	Antenna	Verdict
1	5621.895	58.67	3.40	68.2	9.53	Peak	329.00	150	Horizontal	Pass
2	5649.953	57.10	3.83	68.2	11.10	Peak	168.00	100	Horizontal	Pass

U-NII-3 11n20 High Channel



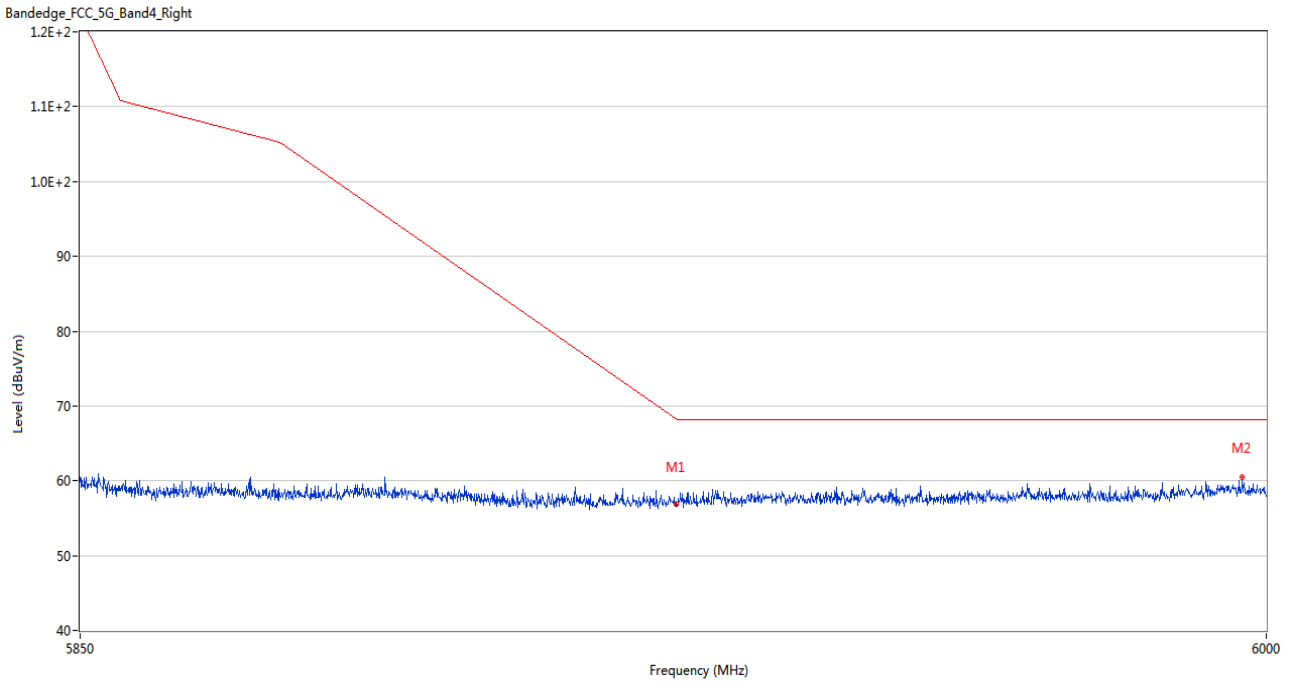
No.	Frequency (MHz)	Results (dBuV/m)	Factor (dB)	Limit (dBuV/m)	Margin (dB)	Detector	Table (Degree)	Height (cm)	Antenna	Verdict
1	5924.925	56.72	3.64	68.3	11.58	Peak	24.00	100	Horizontal	Pass
2	5997.225	60.84	5.69	68.2	7.36	Peak	305.00	150	Horizontal	Pass

U-NII-3 11n40 Low Channel



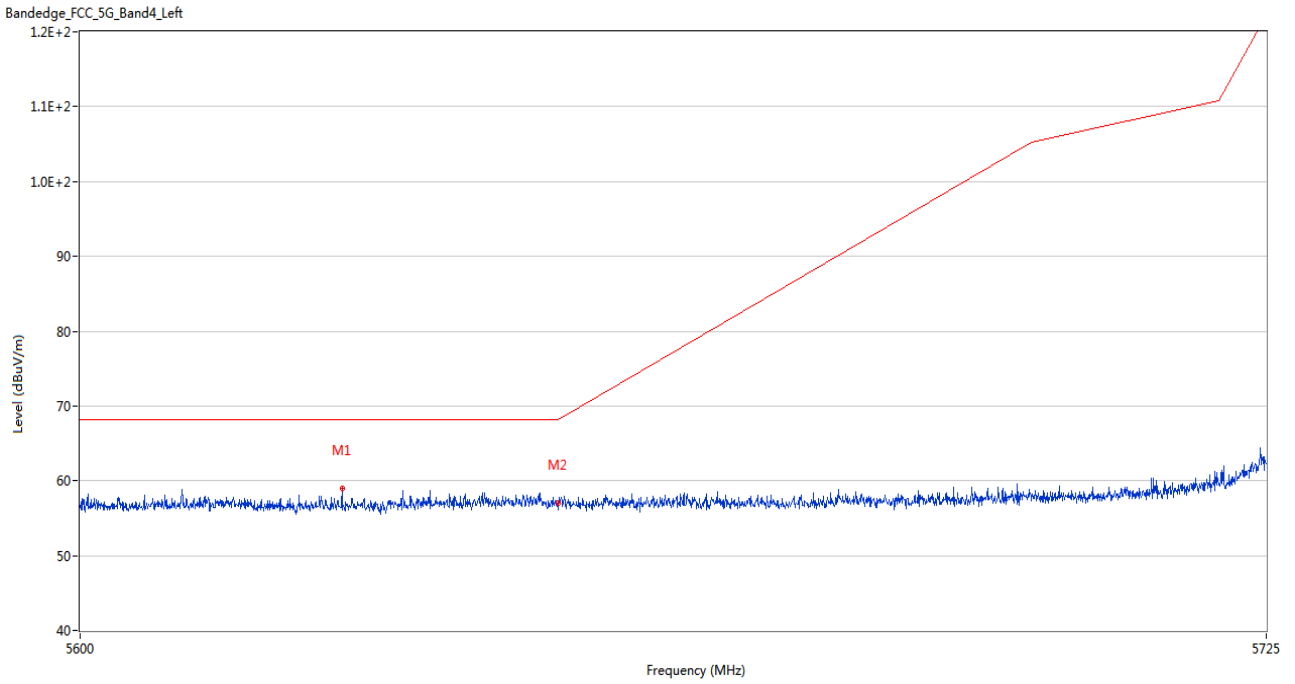
No.	Frequency (MHz)	Results (dBuV/m)	Factor (dB)	Limit (dBuV/m)	Margin (dB)	Detector	Table (Degree)	Height (cm)	Antenna	Verdict
1	5623.875	58.49	3.41	68.2	9.71	Peak	10.00	150	Horizontal	Pass
2	5650.000	57.01	3.83	68.2	11.19	Peak	228.00	150	Horizontal	Pass

U-NII-3 11n40 High Channel



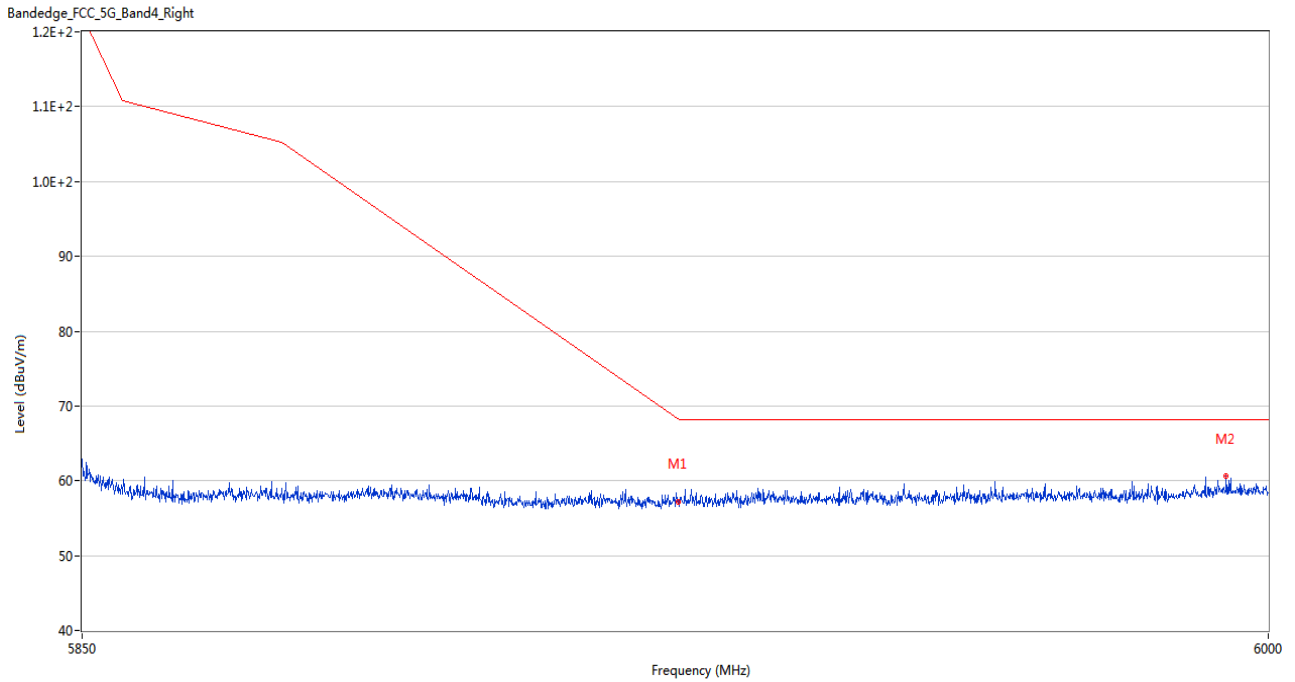
No.	Frequency (MHz)	Results (dBuV/m)	Factor (dB)	Limit (dBuV/m)	Margin (dB)	Detector	Table (Degree)	Height (cm)	Antenna	Verdict
1	5924.925	56.86	3.64	68.3	11.44	Peak	269.00	100	Horizontal	Pass
2	5996.925	60.42	5.67	68.2	7.78	Peak	190.00	150	Horizontal	Pass

U-NII-3 11ac20 Low Channel



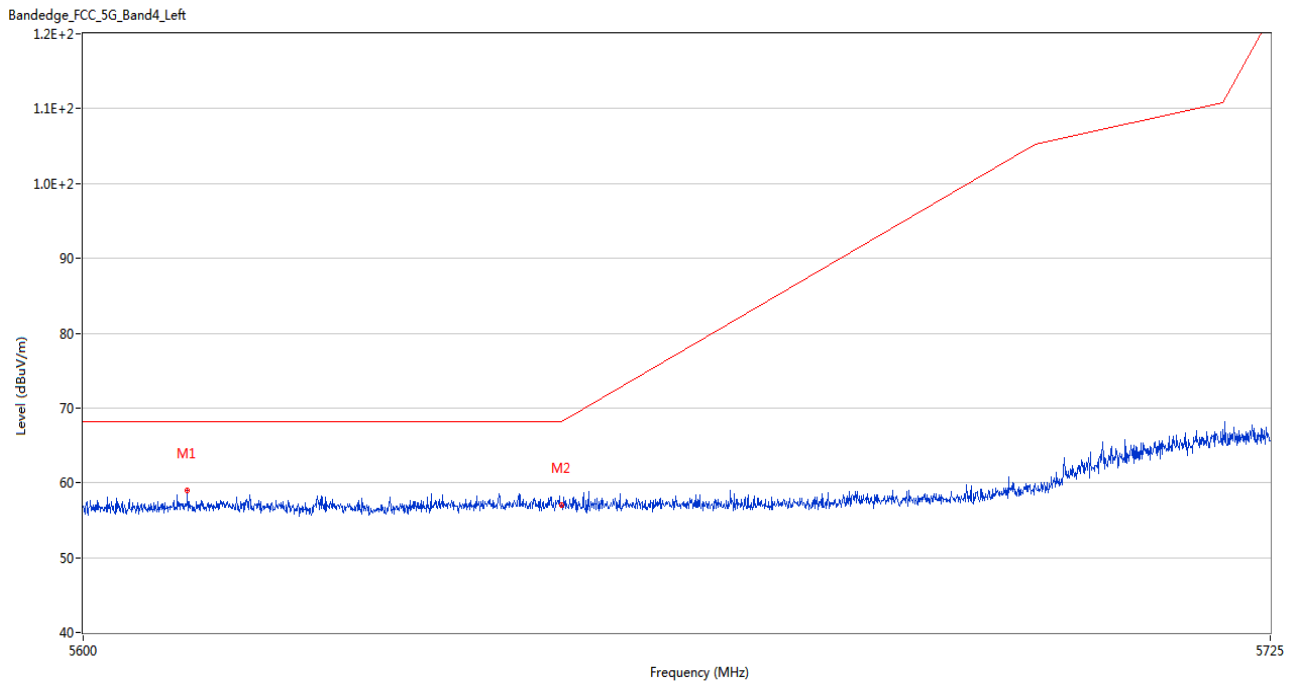
No.	Frequency (MHz)	Results (dBuV/m)	Factor (dB)	Limit (dBuV/m)	Margin (dB)	Detector	Table (Degree)	Height (cm)	Antenna	Verdict
1	5627.375	59.06	3.48	68.2	9.14	Peak	181.00	100	Horizontal	Pass
2	5650.000	57.08	3.83	68.2	11.12	Peak	172.00	150	Horizontal	Pass

U-NII-3 11ac20 High Channel



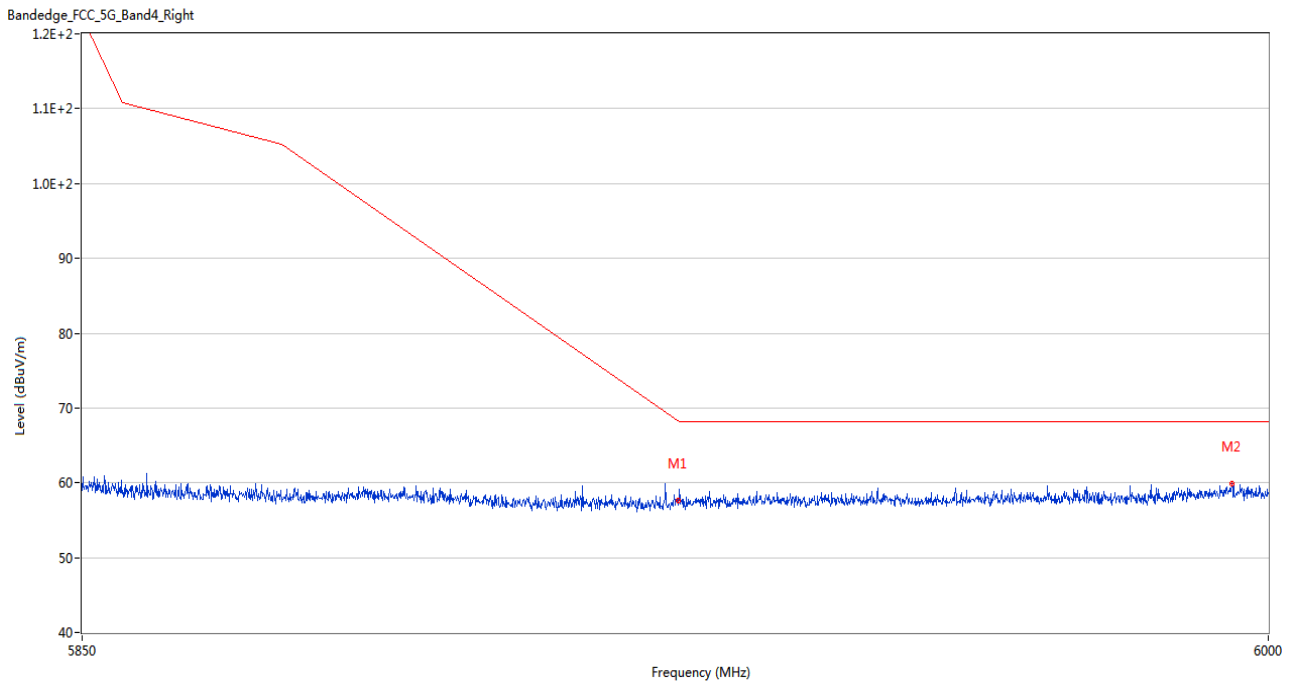
No.	Frequency (MHz)	Results (dBuV/m)	Factor (dB)	Limit (dBuV/m)	Margin (dB)	Detector	Table (Degree)	Height (cm)	Antenna	Verdict
1	5924.925	57.24	3.64	68.3	11.06	Peak	360.00	100	Horizontal	Pass
2	5994.600	60.57	5.67	68.2	7.63	Peak	304.00	100	Horizontal	Pass

U-NII-3 11ac40 Low Channel



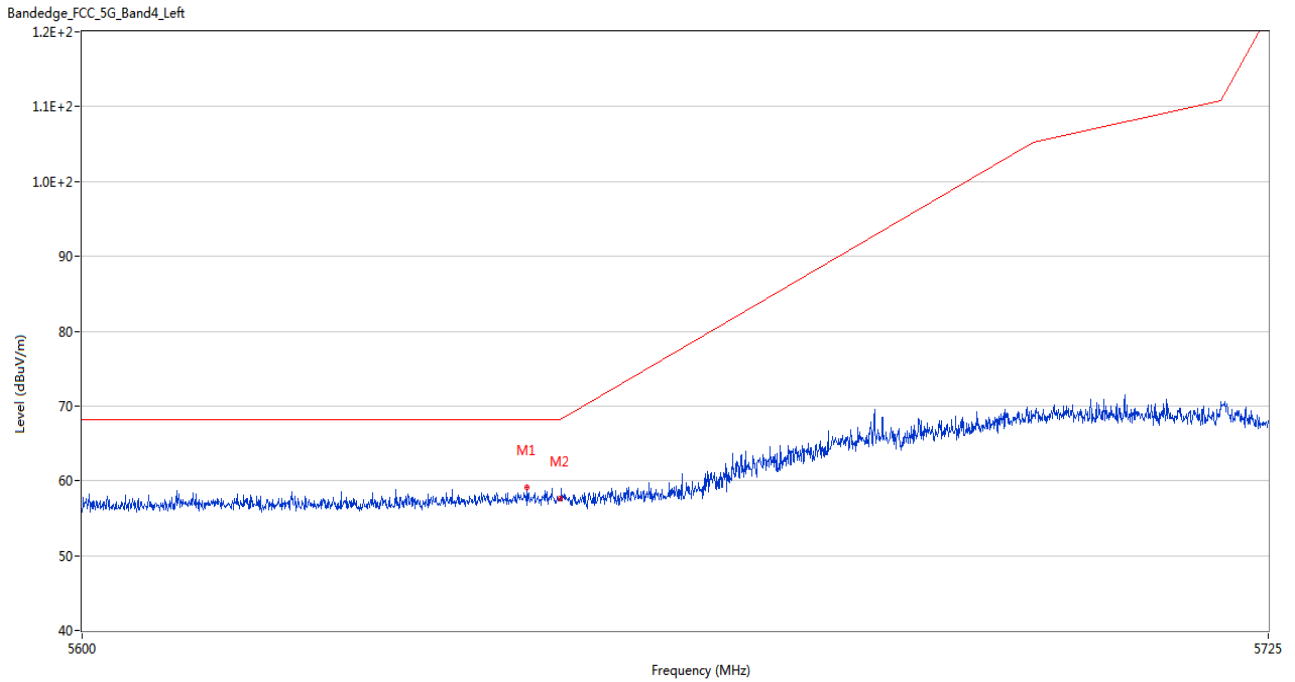
No.	Frequency (MHz)	Results (dBuV/m)	Factor (dB)	Limit (dBuV/m)	Margin (dB)	Detector	Table (Degree)	Height (cm)	Antenna	Verdict
1	5610.875	58.92	3.75	68.2	9.28	Peak	262.00	100	Horizontal	Pass
2	5650.000	56.95	3.83	68.2	11.25	Peak	296.00	200	Horizontal	Pass

U-NII-3 11ac40 High Channel



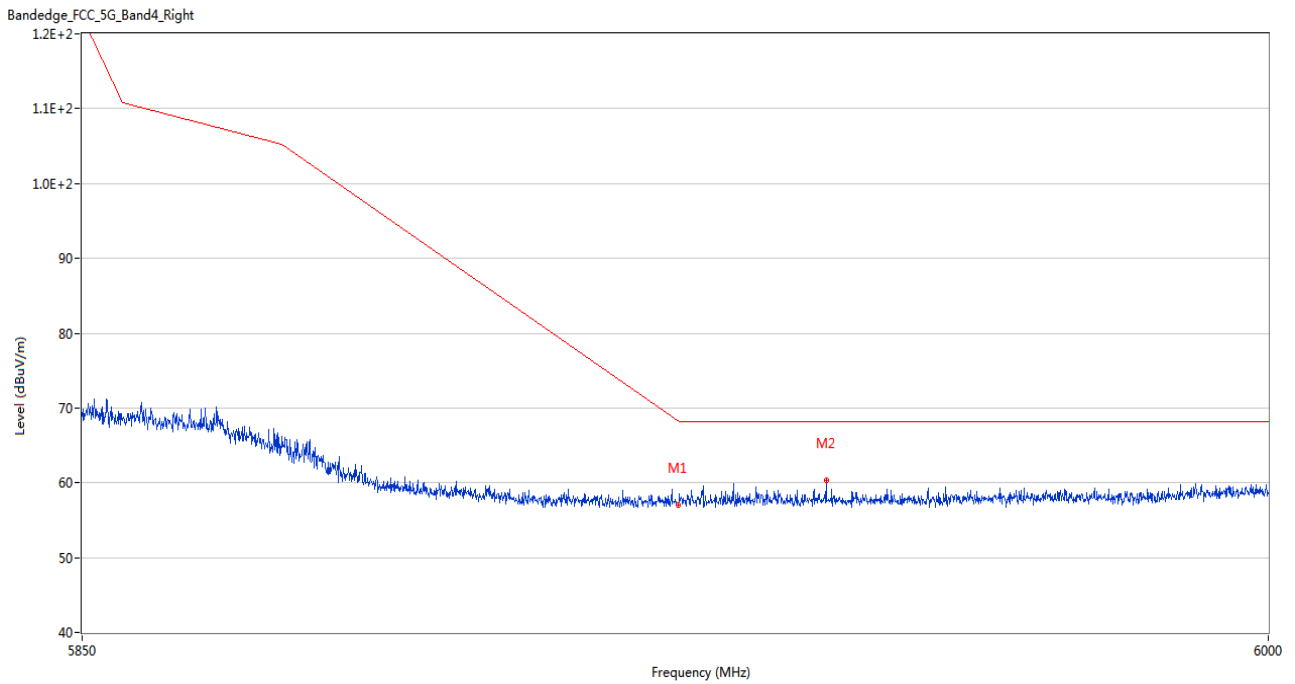
No.	Frequency (MHz)	Results (dBuV/m)	Factor (dB)	Limit (dBuV/m)	Margin (dB)	Detector	Table (Degree)	Height (cm)	Antenna	Verdict
1	5924.925	57.62	3.64	68.3	10.68	Peak	1.00	100	Horizontal	Pass
2	5995.350	59.85	5.68	68.2	8.35	Peak	82.00	100	Horizontal	Pass

U-NII-3 11ac80 Middle Channel



No.	Frequency (MHz)	Results (dBuV/m)	Factor (dB)	Limit (dBuV/m)	Margin (dB)	Detector	Table (Degree)	Height (cm)	Antenna	Verdict
1	5646.562	59.08	3.92	68.2	9.12	Peak	284.00	200	Horizontal	Pass
2	5650.000	57.65	3.83	68.2	10.55	Peak	249.00	200	Horizontal	Pass

U-NII-3 11ac80 Middle Channel



No.	Frequency (MHz)	Results (dBuV/m)	Factor (dB)	Limit (dBuV/m)	Margin (dB)	Detector	Table (Degree)	Height (cm)	Antenna	Verdict
1	5924.925	57.02	3.64	68.3	11.28	Peak	99.00	100	Horizontal	Pass
2	5943.675	60.29	4.02	68.2	7.91	Peak	292.00	150	Horizontal	Pass

ANNEX B TEST SETUP PHOTOS

Please refer the document “BL-SZ23A0975-AR.PDF”.

ANNEX C EUT EXTERNAL PHOTOS

Please refer the document “BL-SZ23A0975-AW.PDF”.

ANNEX D EUT INTERNAL PHOTOS

Please refer the document “BL-SZ23A0975-AI.PDF”.

Statement

1. The laboratory guarantees the scientificity, accuracy and impartiality of the test, and is responsible for all the information in the report, except the information provided by the customer. The customer is responsible for the impact of the information provided on the validity of the results.
2. The report without China inspection body and laboratory Mandatory Approval (CMA) mark has no effect of proving to the society.
3. For the report with CNAS mark or A2LA mark, the items marked with "☆" are not within the accredited scope.
4. This report is invalid if it is altered, without the signature of the testing and approval personnel, or without the "inspection and testing dedicated stamp" or test report stamp.
5. The test data and results are only valid for the tested samples provided by the customer.
6. This report shall not be partially reproduced without the written permission of the laboratory.
7. Any objection shall be raised to the laboratory within 30 days after receiving the report.

--END OF REPORT--