



FCC RF Test Report

APPLICANT : Xiaomi Communications Co., Ltd.
EQUIPMENT : Mobile Phone
BRAND NAME : Redmi
MODEL NAME : 23028RA60L
FCC ID : 2AFZZA60L
STANDARD : FCC Part 15 Subpart E §15.407
CLASSIFICATION : (NII) Unlicensed National Information Infrastructure
TEST DATE(S) : Nov. 05, 2022 ~ Dec. 07, 2022

We, Sporton International Inc. (Kunshan), would like to declare that the tested sample has been evaluated in accordance with the test procedures and has been in compliance with the applicable technical standards.

This report contains data that were produced under subcontract by Sporton International Inc. (Shenzhen).

The test results in this report apply exclusively to the tested model / sample. Without written approval of Sporton International Inc. (Kunshan), the test report shall not be reproduced except in full.

Jason Jia

Approved by: Jason Jia



Sporton International Inc. (Kunshan)

**No. 1098, Pengxi North Road, Kunshan Economic Development Zone Jiangsu Province 215300
People's Republic of China**



TABLE OF CONTENTS

REVISION HISTORY..... 3

SUMMARY OF TEST RESULT 4

1 GENERAL DESCRIPTION 5

 1.1 Applicant 5

 1.2 Manufacturer 5

 1.3 Product Feature of Equipment Under Test..... 5

 1.4 Product Specification of Equipment Under Test..... 5

 1.5 Modification of EUT 6

 1.6 Testing Location 6

 1.7 Test Software..... 6

 1.8 Applicable Standards..... 7

2 TEST CONFIGURATION OF EQUIPMENT UNDER TEST 8

 2.1 Carrier Frequency and Channel 8

 2.2 Test Mode..... 9

 2.3 Connection Diagram of Test System..... 10

 2.4 Support Unit used in test configuration and system 11

 2.5 EUT Operation Test Setup 11

 2.6 Measurement Results Explanation Example..... 11

3 TEST RESULT 12

 3.1 6dB and 26dB and 99% Occupied Bandwidth Measurement 12

 3.2 Maximum Conducted Output Power Measurement 17

 3.3 Power Spectral Density Measurement 18

 3.4 Unwanted Emissions Measurement 20

 3.5 AC Conducted Emission Measurement..... 24

 3.6 Antenna Requirements 26

4 LIST OF MEASURING EQUIPMENT 27

5 UNCERTAINTY OF EVALUATION 28

APPENDIX A. CONDUCTED TEST RESULTS

APPENDIX B. AC CONDUCTED EMISSION TEST RESULT

APPENDIX C. RADIATED SPURIOUS EMISSION

APPENDIX D. DUTY CYCLE PLOTS

APPENDIX E. SETUP PHOTOGRAPHS



SUMMARY OF TEST RESULT

Report Section	FCC Rule	Description	Limit	Result	Remark
3.1	15.403(i)	6dB, 26dB and 99% Occupied Bandwidth	6dB Bandwidth > 500kHz	Pass	-
3.2	15.407(a)	Maximum Conducted Output Power	≤ 30 dBm	Pass	-
3.3	15.407(a)	Power Spectral Density	≤ 30 dBm/500kHz	Pass	-
3.4	15.407(b)	Unwanted Emissions	15.407(b)(4)(i) & 15.209(a)	Pass	Under limit 7.12 dB at 11490.00 MHz
3.5	15.207	AC Conducted Emission	15.207(a)	Pass	Under limit 13.19 dB at 0.390 MHz
3.6	15.203 & 15.407(a)	Antenna Requirement	15.203 & 15.407(a)	Pass	-

Declaration of Conformity:
The test results with all measurement uncertainty excluded are presented in accordance with the regulation limits or requirements declared by manufacturers.
Comments and Explanations:
The declared of product specification for EUT presented in the report are provided by the manufacturer, and the manufacturer takes all the responsibilities for the accuracy of product specification.



1 General Description

1.1 Applicant

Xiaomi Communications Co., Ltd.

#019, 9th Floor, Building 6, 33 Xi'erqi Middle Road, Haidian District, Beijing, China, 100085

1.2 Manufacturer

Xiaomi Communications Co., Ltd.

#019, 9th Floor, Building 6, 33 Xi'erqi Middle Road, Haidian District, Beijing, China, 100085

1.3 Product Feature of Equipment Under Test

Product Feature	
Equipment	Mobile Phone
Brand Name	Redmi
Model Name	23028RA60L
FCC ID	2AFZZA60L
IMEI Code	Conducted: 861736060059026/861736060059034 Conduction: 861736060056501/861736060056519 Radiation: 861736060060461/861736060060479
HW Version	P1.1
SW Version	MIUI14
EUT Stage	Identical Prototype

Remark: The above EUT's information was declared by manufacturer. Please refer to the specifications or user's manual for more detailed description.

1.4 Product Specification of Equipment Under Test

Standards-related Product Specification	
Tx/Rx Channel Frequency Range	5745 MHz ~ 5825 MHz
Maximum Output Power	<5745 MHz ~ 5825 MHz> 802.11a : 13.77 dBm / 0.0238 W 802.11n HT20 : 13.63 dBm / 0.0231 W 802.11n HT40 : 14.08 dBm / 0.0256 W 802.11ac VHT20: 13.68 dBm / 0.0233 W 802.11ac VHT40: 14.09 dBm / 0.0256 W 802.11ac VHT80: 13.63 dBm / 0.0231 W
99% Occupied Bandwidth	802.11a : 16.73 MHz 802.11ac VHT20 : 17.88 MHz 802.11ac VHT40 : 36.56 MHz 802.11ac VHT80 : 75.52 MHz
Type of Modulation	802.11a/n : OFDM (BPSK / QPSK / 16QAM / 64QAM) 802.11ac : OFDM (BPSK / QPSK / 16QAM / 64QAM / 256QAM)
Antenna Type / Gain	PIFA Antenna with gain -1.1 dBi

Note: For 802.11n HT20 / ac VHT20 and 802.11n HT40 / ac VHT40 mode, the whole testing have assessed only 802.11ac VHT20/VHT40 by referring to the higher output power.



1.5 Modification of EUT

No modifications are made to the EUT during all test items.

1.6 Testing Location

Sporton International Inc. (Kunshan) is accredited to ISO/IEC 17025:2017 by American Association for Laboratory Accreditation with Certificate Number 5145.02.

Test Firm	Sporton International Inc. (Kunshan)		
Test Site Location	No. 1098, Pengxi North Road, Kunshan Economic Development Zone Jiangsu Province 215300 People's Republic of China TEL : +86-512-57900158 FAX : +86-512-57900958		
Test Site No.	Sporton Site No.	FCC Designation No.	FCC Test Firm Registration No.
	03CH04-KS TH01-KS	CN1257	314309

Sporton International Inc. (Shenzhen) is accredited to ISO/IEC 17025:2017 by American Association for Laboratory Accreditation with Certificate Number 5145.01.

Test Firm	Sporton International Inc. (Shenzhen)		
Test Site Location	1/F, 2/F, Bldg 5, Shiling Industrial Zone, Xinwei Village, Xili, Nanshan, Shenzhen, 518055 People's Republic of China TEL: +86-755-86379589 FAX: +86-755-86379595		
Test Site No.	Sporton Site No.	FCC Designation No.	FCC Test Firm Registration No.
	CO01-SZ	CN1256	421272

Test data subcontracted: Conduction test items in section 3.5 of this report.

1.7 Test Software

Item	Site	Manufacturer	Name	Version
1.	03CH04-KS	AUDIX	E3	6.2009-8-24al
2.	CO01-SZ	AUDIX	E3	6.120613b



1.8 Applicable Standards

According to the specifications of the manufacturer, the EUT must comply with the requirements of the following standards:

- ♦ 47 CFR Part 15 Subpart E
- ♦ FCC KDB 789033 D02 General UNII Test Procedures New Rules v02r01.
- ♦ ANSI C63.10-2013

Remark:

1. All test items were verified and recorded according to the standards and without any deviation during the test.
2. This EUT has also been tested and complied with the requirements of FCC Part 15, Subpart B, recorded in a separate test report.



2 Test Configuration of Equipment Under Test

- a. The EUT has been associated with peripherals and configuration operated in a manner tended to maximize its emission characteristics in a typical application. Frequency range investigated: conduction emission (150 kHz to 30 MHz), radiation emission (9 kHz to the 10th harmonic of the highest fundamental frequency or to 40 GHz, whichever is lower). For radiated measurement, pre-scanned in three orthogonal panels, X, Y, Z. The worst cases (X plane) were recorded in this report.
- b. AC power line Conducted Emission was tested under maximum output power.

2.1 Carrier Frequency and Channel

Frequency Band	Channel	Freq. (MHz)	Channel	Freq. (MHz)
5745-5825 MHz U-NII-3	149	5745	157	5785
	151*	5755	159*	5795
	153	5765	161	5805
	155#	5775	165	5825

Note:

- 1. The above Frequency and Channel in "*" were 802.11n HT40 and 802.11ac VHT40.
- 2. The above Frequency and Channel in "#" were 802.11ac VHT80.



2.2 Test Mode

Final test modes are considering the modulation and worse data rates as below table.

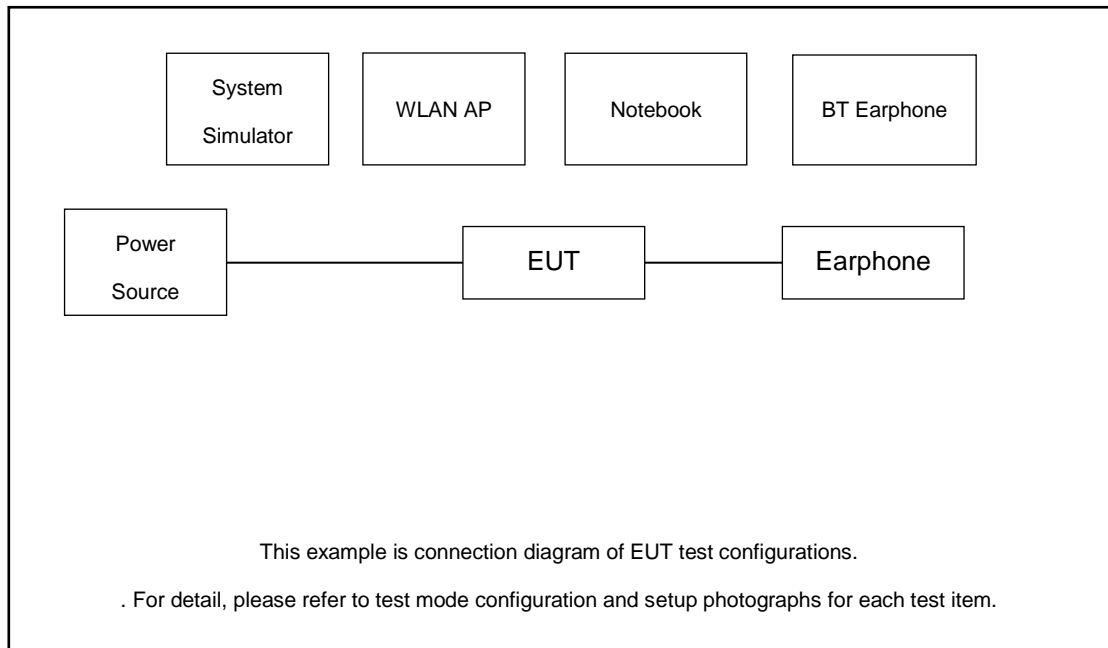
Modulation	Data Rate
802.11a	6 Mbps
802.11ac VHT20	MCS0
802.11ac VHT40	MCS0
802.11ac VHT80	MCS0

AC Conducted Emission	Mode 1 : GSM850 Idle + Bluetooth Link + WLAN Link (5G) + USB Cable 2(Charging from Adapter) + Earphone
Remark: Radiated Test Cases were performance with Adapter, Earphone and USB Cable.	

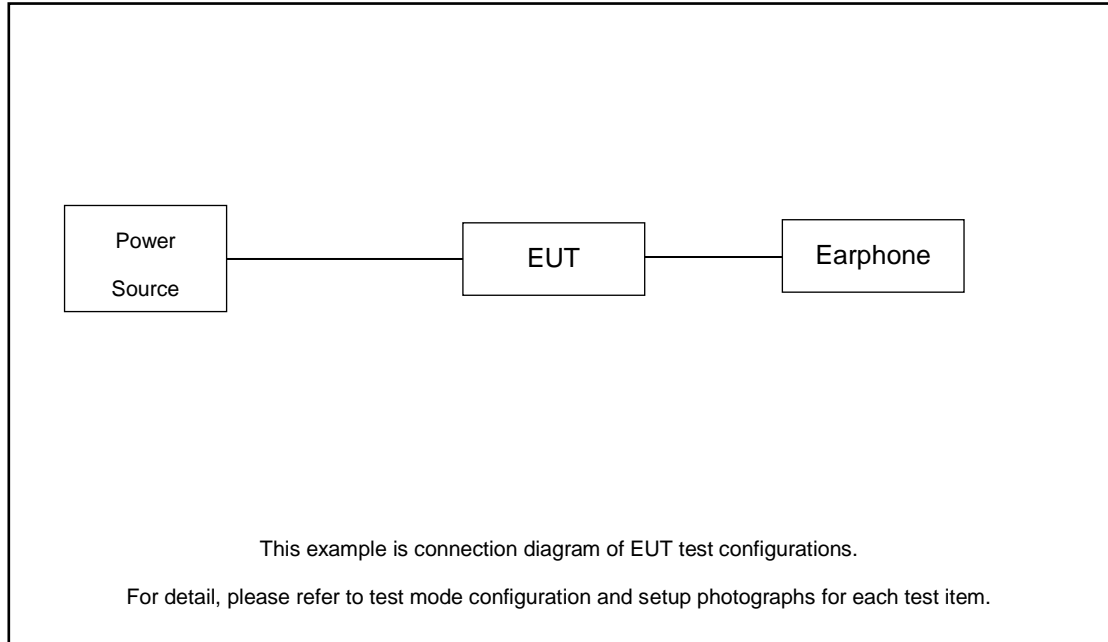
Ch. #		U-NII-3 : 5745-5825 MHz			
		802.11a	802.11ac VHT20	802.11ac VHT40	802.11ac VHT80
L	Low	149	149	151	-
M	Middle	157	157	-	155
H	High	165	165	159	-

2.3 Connection Diagram of Test System

For Conducted Emission



For Radiated Emission



2.4 Support Unit used in test configuration and system

Item	Equipment	Trade Name	Model Name	FCC ID	Data Cable	Power Cord
1.	Base Station	Anritsu	MT8820C	N/A	N/A	Unshielded,1.8m
2.	WLAN AP	Dlink	DIR-820L	KA2IR820LA1	N/A	Unshielded,1.8m
3.	Notebook	Lenovo	E540	FCC DoC	N/A	AC I/P: Unshielded, 1.2 m DC O/P: Shielded, 1.8 m
4.	Bluetooth Earphone	Samsung	EO-MG900	PYAHS-107W	N/A	N/A
5.	Earphone	MI	EM023	N/A	N/A	N/A

2.5 EUT Operation Test Setup

For WLAN RF test items, an engineering test program was provided and enabled to make EUT continuously transmit.

For AC power line conducted emissions, the EUT was set to connect with the WLAN AP under large package sizes transmission.

2.6 Measurement Results Explanation Example

For all conducted test items:

The offset level is set in the spectrum analyzer to compensate the RF cable loss between EUT conducted output port and spectrum analyzer. With the offset compensation, the spectrum analyzer reading level is exactly the EUT RF output level.

Example :

The spectrum analyzer offset is derived from RF cable loss.

Offset = RF cable loss.

Following shows an offset computation example with cable loss 7.2 dB.

$$\begin{aligned} \text{Offset(dB)} &= \text{RF cable loss(dB)}. \\ &= 7.2 \text{ (dB)} \end{aligned}$$

3 Test Result

3.1 6dB and 26dB and 99% Occupied Bandwidth Measurement

3.1.1 Description of 6dB and 26dB and 99% Occupied Bandwidth

The minimum 6 dB bandwidth shall be at least 500 kHz.

26dB and 99% Occupied bandwidth are reporting only.

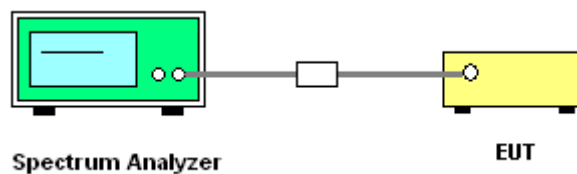
3.1.2 Measuring Instruments

The measuring equipment is listed in the section 4 of this test report.

3.1.3 Test Procedures

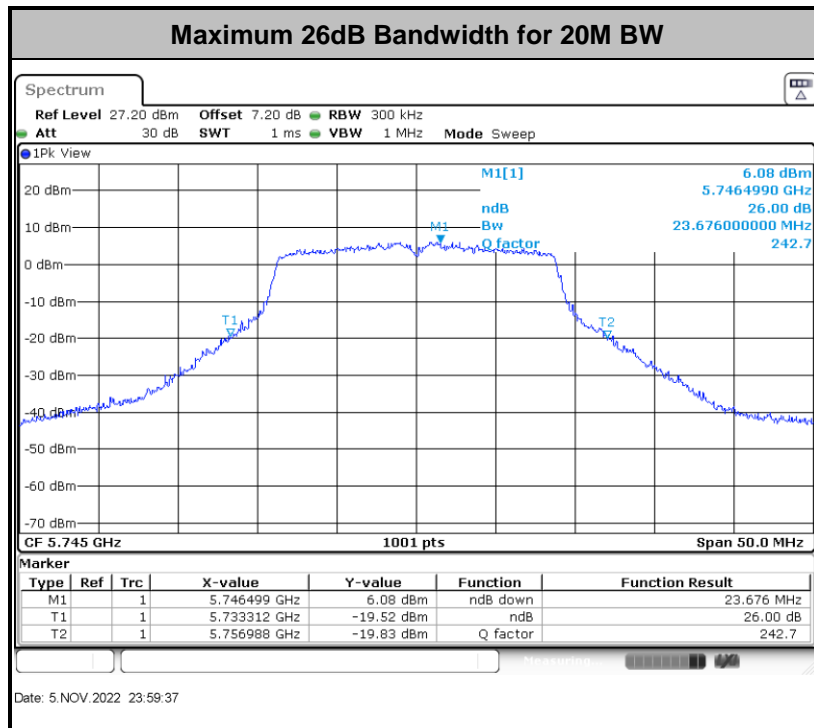
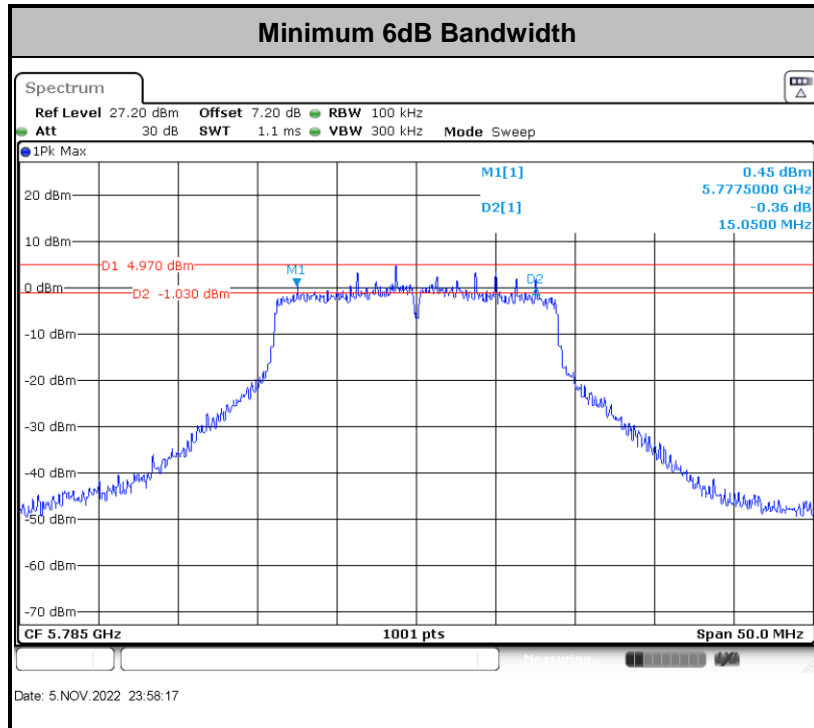
1. The testing follows FCC KDB 789033 D02 General UNII Test Procedures New Rules v02r01. Section C) Emission bandwidth for the band 5.725-5.85GHz
2. For 6dB BW, Set RBW = 100kHz.
For 26dB BW, Set RBW = approximately 1% of the emission bandwidth.
For 99% OBW, Set RBW = 1% to 5% of the OBW.
3. For 26dB BW, Set the VBW > RBW.
For 6dB BW & 99% OBW, Set the VBW $\geq 3 \times$ RBW.
4. Detector = Peak.
5. Trace mode = max hold
6. Measure the maximum width of the emission that is 6 dB down from the peak of the emission.
7. Measure and record the results in the test report.

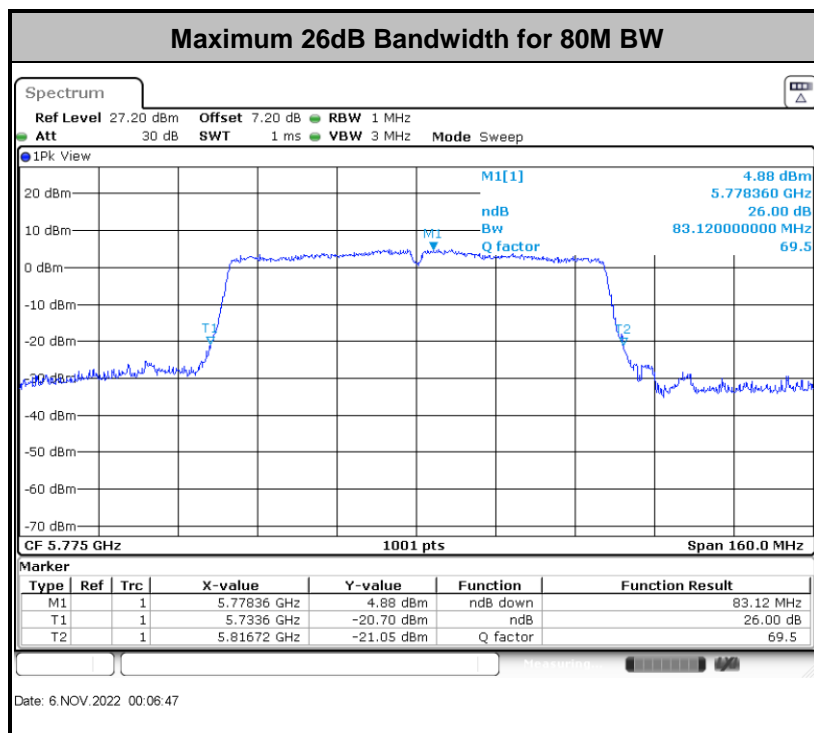
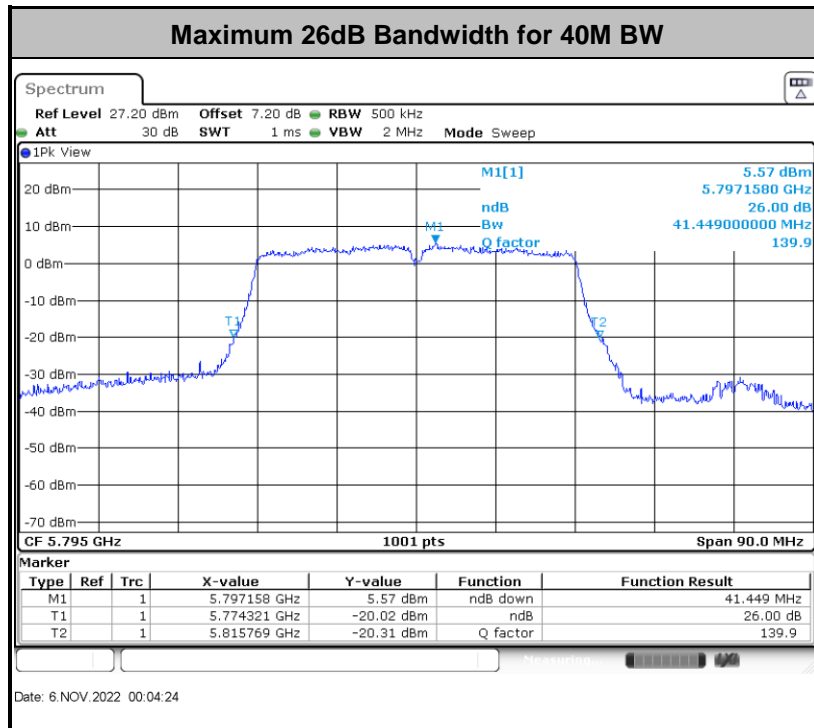
3.1.4 Test Setup

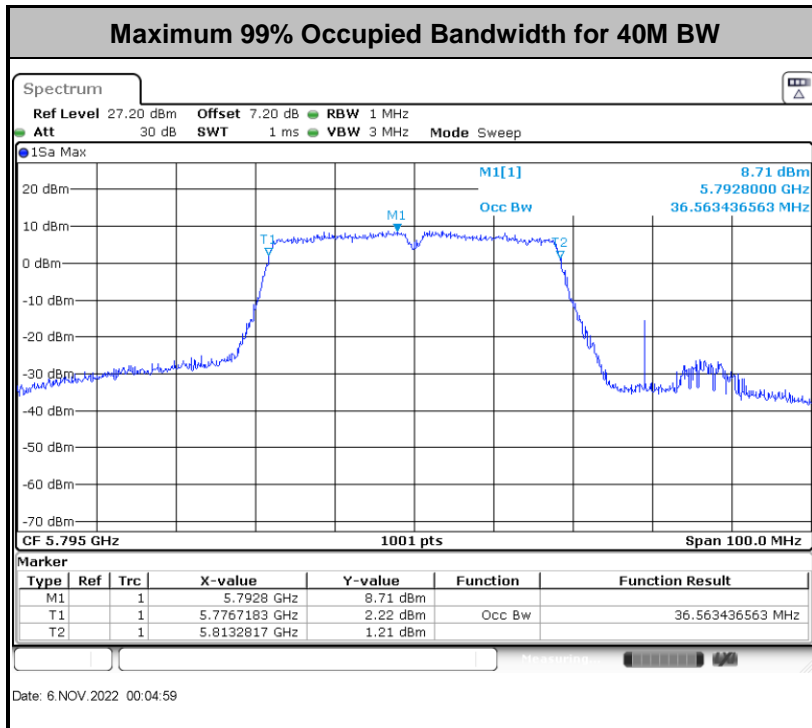
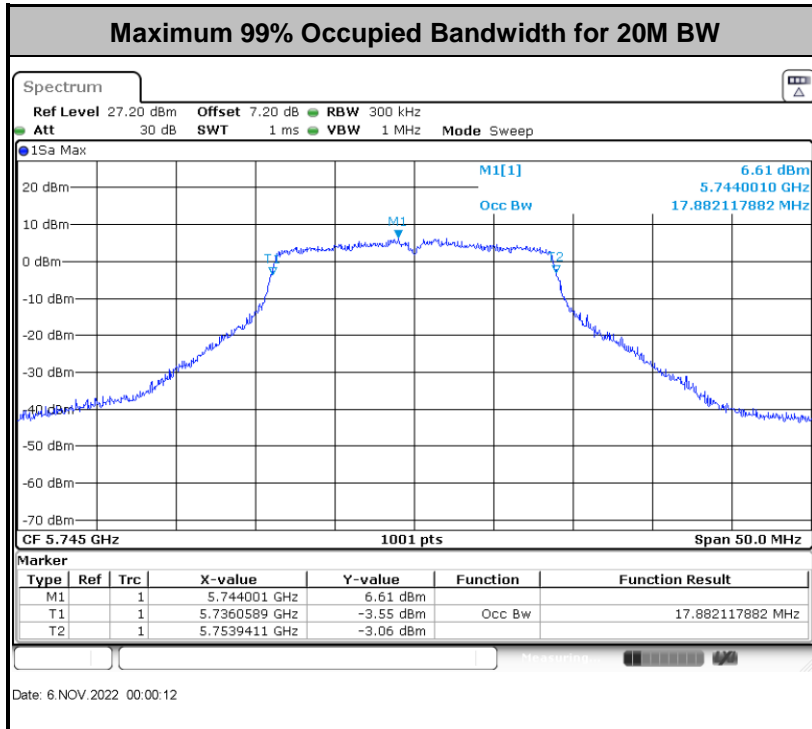


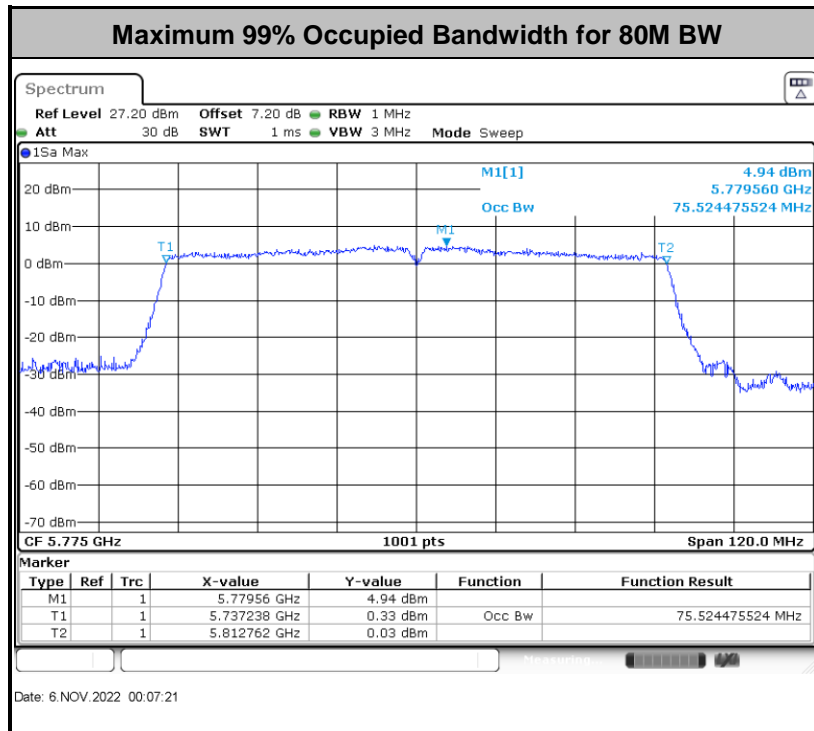
3.1.5 Test Result of 6dB Bandwidth

Please refer to Appendix A.









Note: The occupied channel bandwidth is maintained within the band of operation for all of the modulations.

3.2 Maximum Conducted Output Power Measurement

3.2.1 Limit of Maximum Conducted Output Power

For the band 5.725–5.85 GHz, the maximum conducted output power over the frequency band of operation shall not exceed 1 W.

If transmitting antennas of directional gain greater than 6 dBi are used, the peak output power shall be reduced by the amount in dB that the directional gain of the antenna exceeds 6 dBi.

3.2.2 Measuring Instruments

The measuring equipment is listed in the section 4 of this test report.

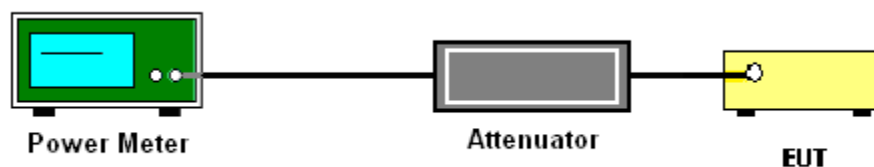
3.2.3 Test Procedures

The testing follows Method PM of FCC KDB 789033 D02 General UNII Test Procedures New Rules v02r01.

Method PM (Measurement using an RF average power meter):

1. Measurement is performed using a wideband RF power meter.
2. The EUT is configured to transmit continuously with a consistent duty cycle at its maximum power control level.
3. Measure the average power of the transmitter, and the average power is corrected with duty factor, $10 \log(1/x)$, where x is the duty cycle.

3.2.4 Test Setup



3.2.5 Test Result of Maximum Conducted Output Power

Please refer to Appendix A.



3.3 Power Spectral Density Measurement

3.3.1 Limit of Power Spectral Density

For the band 5.725–5.85 GHz, the maximum power spectral density shall not exceed 30 dBm in any 500-kHz band.

If transmitting antennas of directional gain greater than 6 dBi are used, the peak output power shall be reduced by the amount in dB that the directional gain of the antenna exceeds 6 dBi.

3.3.2 Measuring Instruments

The measuring equipment is listed in the section 4 of this test report.

3.3.3 Test Procedures

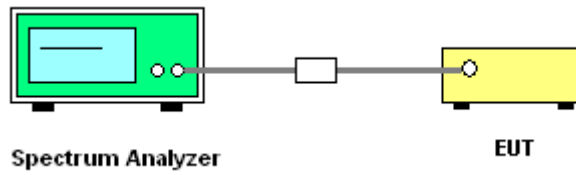
The testing follows FCC KDB 789033 D02 General UNII Test Procedures New Rules v02r01. Section F) Maximum power spectral density.

Method SA-2

(trace averaging across on and off times of the EUT transmissions, followed by duty cycle correction).

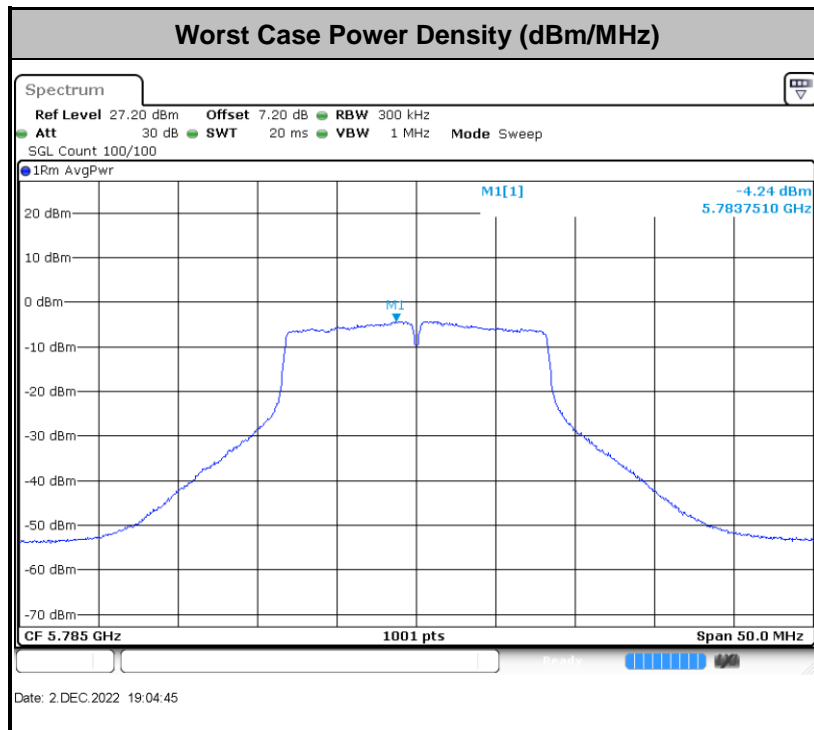
- Measure the duty cycle.
 - Set span to encompass the entire emission bandwidth (EBW) of the signal.
 - Set RBW = 500KHz (or 300 kHz if the SA can't set RBW=500KHz).
 - Set VBW \geq 1 MHz.
 - Number of points in sweep \geq 2 Span / RBW.
 - Sweep time = auto.
 - Detector = RMS
 - Trace average at least 100 traces in power averaging mode.
 - If the SA can't set RBW=500KHz, then add $10 \log(500\text{kHz}/\text{RBW})$ to the test result
 - Add $10 \log(1/x)$, where x is the duty cycle, to the measured power in order to compute the average power during the actual transmission times. For example, add $10 \log(1/0.25) = 6$ dB if the duty cycle is 25 percent.
1. The RF output of EUT was connected to the spectrum analyzer by a low loss cable.
 2. Each plot has already offset with cable loss, and attenuator loss. Measure the PPSD and record it.

3.3.4 Test Setup



3.3.5 Test Result of Power Spectral Density

Please refer to Appendix A.



Note:

Average Power Density (-2.02 dBm/500KHz) = Measured value (-4.24dBm/300KHz) + RBW Factor (2.22dB).



3.4 Unwanted Emissions Measurement

This section is to measure unwanted emissions through radiated measurement for band edge spurious emissions and out of band emissions measurement.

3.4.1 Limit of Unwanted Emissions

- (1) For transmitters operating in the 5.725-5.85 GHz band:
 15.407(b)(4)(i) All emissions shall be limited to a level of -27 dBm/MHz at 75 MHz or more above or below the band edge increasing linearly to 10 dBm/MHz at 25 MHz above or below the band edge, and from 25 MHz above or below the band edge increasing linearly to a level of 15.6 dBm/MHz at 5 MHz above or below the band edge, and from 5 MHz above or below the band edge increasing linearly to a level of 27 dBm/MHz at the band edge.
- (2) Unwanted spurious emissions fallen in restricted bands shall comply with the general field strength limits as below table,

Frequency (MHz)	Field Strength (microvolts/meter)	Measurement Distance (meters)
0.009 – 0.490	2400/F(kHz)	300
0.490 – 1.705	24000/F(kHz)	30
1.705 – 30.0	30	30
30 – 88	100	3
88 – 216	150	3
216 - 960	200	3
Above 960	500	3

EIRP (dBm)	Field Strength at 3m (dBµV/m)
- 27	68.2

Note: The following formula is used to convert the EIRP to field strength.

$$EIRP = E_{Meas} + 20\log (d_{Meas}) -104.7$$

where

EIRP is the equivalent isotropically radiated power, in dBm

E_{Meas} is the field strength of the emission at the measurement distance, in dBµV/m

d_{Meas} is the measurement distance, in m

3.4.2 Measuring Instruments

The measuring equipment is listed in the section 4 of this test report.

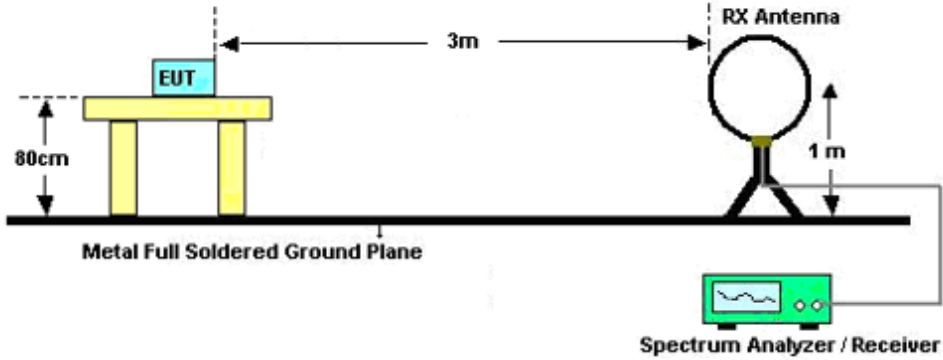


3.4.3 Test Procedures

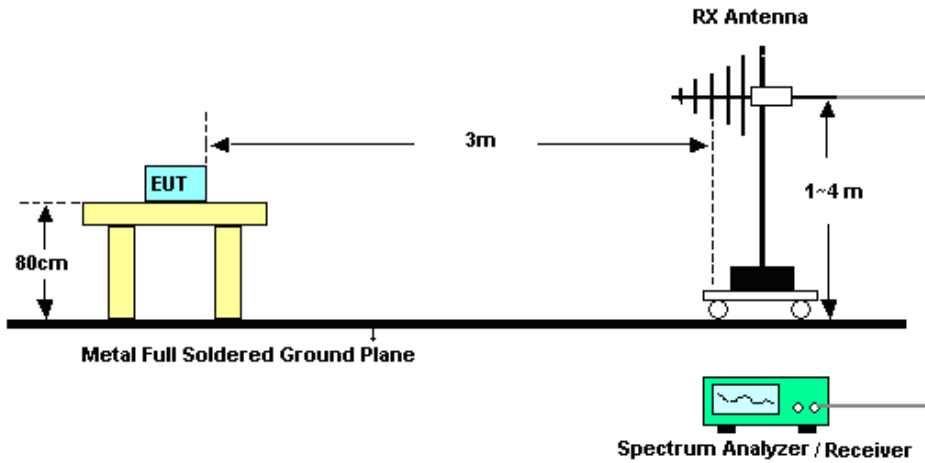
1. The testing follows FCC KDB 789033 D02 General UNII Test Procedures New Rules v02r01. Section G) Unwanted emissions measurement.
 - (1) Procedure for Unwanted Emissions Measurements Below 1000MHz
 - RBW = 120 kHz
 - VBW = 300 kHz
 - Detector = Peak
 - Trace mode = max hold
 - (2) Procedure for Peak Unwanted Emissions Measurements Above 1000 MHz
 - RBW = 1 MHz
 - VBW \geq 3 MHz
 - Detector = Peak
 - Sweep time = auto
 - Trace mode = max hold
 - (3) Procedures for Average Unwanted Emissions Measurements Above 1000MHz
 - RBW = 1 MHz
 - VBW = 10 Hz, when duty cycle is no less than 98 percent.
 - VBW \geq 1/T, when duty cycle is less than 98 percent where T is the minimum transmission duration over which the transmitter is on.
2. The EUT was placed on a turntable with 0.8 meter for frequency below 1GHz and 1.5 meter for frequency above 1GHz respectively above ground.
3. The EUT was set 3 meters from the interference receiving antenna which was mounted on the top of a variable height antenna tower.
4. The antenna is a broadband antenna and its height is adjusted between one meter and four meters above ground to find the maximum value of the field strength for both horizontal polarization and vertical polarization of the antenna.
5. For each suspected emission, the EUT was arranged to its worst case and then adjust the antenna tower (from 1 m to 4 m) and turntable (from 0 degree to 360 degrees) to find the maximum reading.
6. For testing below 1GHz, if the emission level of the EUT in peak mode was 3 dB lower than the limit specified, then peak values of EUT will be reported, otherwise, the emissions will be repeated one by one using the CISPR quasi-peak method and reported.
7. For testing above 1GHz, the emission level of the EUT in peak mode was 20dB lower than peak limit (that means the emission level in average mode also complies with the limit in average mode), then peak values of EUT will be reported, otherwise, the emissions will be measured in average mode again and reported.

3.4.4 Test Setup

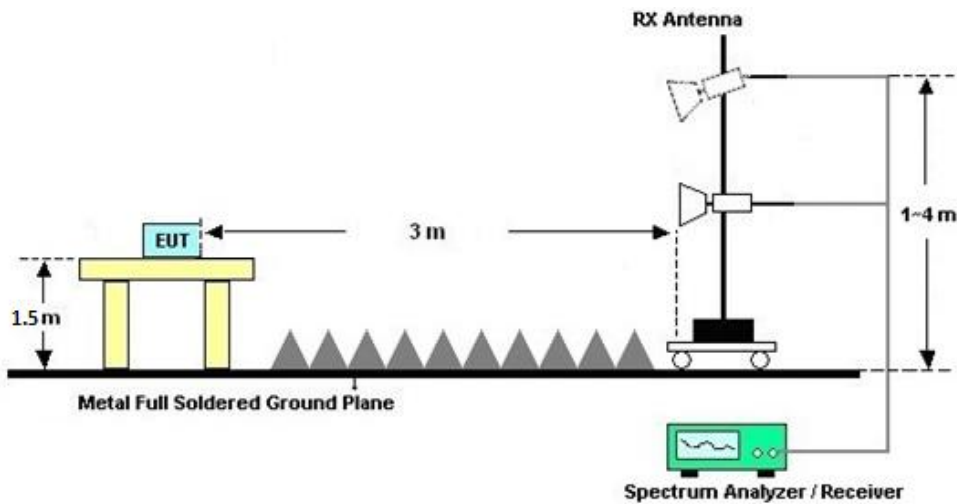
For radiated emissions below 30MHz



For radiated emissions from 30MHz to 1GHz



For radiated emissions above 1GHz





3.4.5 Test Results of Radiated Emissions (9 kHz ~ 30 MHz)

The low frequency, which started from 9 kHz to 30MHz, was pre-scanned and the result which was 20dB lower than the limit line was not reported.

There is a comparison data of both open-field test site and semi-Anechoic chamber, and the result came out very similar.

3.4.6 Test Result of Radiated Band Edges

Please refer to Appendix C.

3.4.7 Duty Cycle

Please refer to Appendix D.

3.4.8 Test Result of Unwanted Radiated Emission (30MHz ~ 10th Harmonic or 40GHz, whichever is lower)

Please refer to Appendix C.



3.5 AC Conducted Emission Measurement

3.5.1 Limit of AC Conducted Emission

For equipment that is designed to be connected to the public utility (AC) power line, the radio frequency voltage that is conducted back onto the AC power line on any frequency or frequencies within the band 150 kHz to 30 MHz shall not exceed the limits in the following table.

Frequency of emission (MHz)	Conducted limit (dBµV)	
	Quasi-peak	Average
0.15-0.5	66 to 56*	56 to 46*
0.5-5	56	46
5-30	60	50

*Decreases with the logarithm of the frequency.

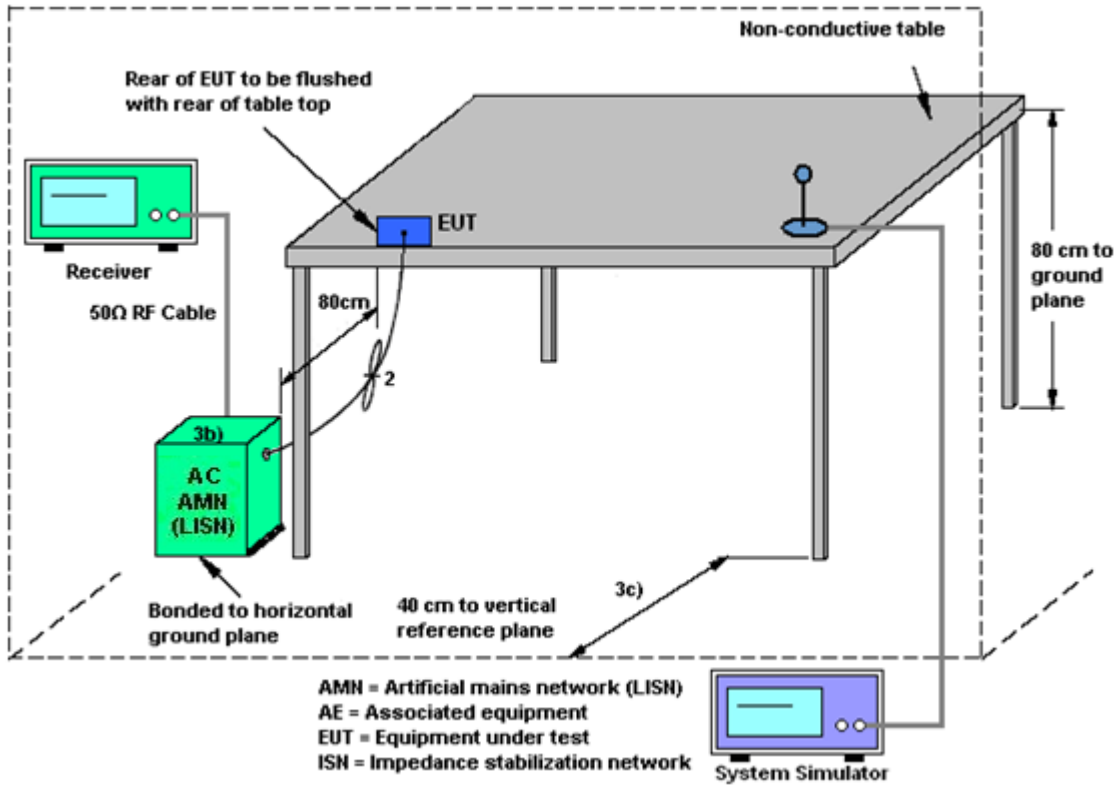
3.5.2 Measuring Instruments

The measuring equipment is listed in the section 4 of this test report.

3.5.3 Test Procedures

1. The EUT was placed 0.4 meter from the conducting wall of the shielding room was kept at least 80 centimeters from any other grounded conducting surface.
2. Connect EUT to the power mains through a line impedance stabilization network (LISN).
3. All the support units are connecting to the other LISN.
4. The LISN provides 50 ohm coupling impedance for the measuring instrument.
5. The FCC states that a 50 ohm, 50 microhenry LISN should be used.
6. Both sides of AC line were checked for maximum conducted interference.
7. The frequency range from 150 kHz to 30 MHz was searched.
8. Set the test-receiver system to Peak Detect Function and specified bandwidth with Maximum Hold Mode.

3.5.4 Test Setup



3.5.5 Test Result of AC Conducted Emission

Please refer to Appendix B.



3.6 Antenna Requirements

3.6.1 Standard Applicable

If transmitting antenna directional gain is greater than 6 dBi, both the peak transmit power and the peak power spectral density shall be reduced by the amount in dB that the directional gain of the antenna exceeds 6 dBi.

3.6.2 Antenna Anti-Replacement Construction

An embedded-in antenna design is used.

3.6.3 Antenna Gain

The antenna peak gain of EUT is less than 6 dBi. Therefore, it is not necessary to reduce maximum peak output power limit.



4 List of Measuring Equipment

Instrument	Manufacturer	Model No.	Serial No.	Characteristics	Calibration Date	Test Date	Due Date	Remark
Spectrum Analyzer	R&S	FSV40	101040	10Hz~40GHz	Oct. 12, 2022	Nov. 05, 2022~ Dec. 02, 2022	Oct. 11, 2023	Conducted (TH01-KS)
Pulse Power Sensor	Anritsu	MA2411B	0917070	300MHz~40GHz	Jan. 05, 2022	Nov. 05, 2022~ Dec. 02, 2022	Jan. 04, 2023	Conducted (TH01-KS)
Power Meter	Anritsu	ML2495A	1005002	50MHz Bandwidth	Jan. 05, 2022	Nov. 05, 2022~ Dec. 02, 2022	Jan. 04, 2023	Conducted (TH01-KS)
EMI Test Receiver	Keysight	N9038A	MY56400004	3Hz~8.5GHz;Max 30dBm	Oct. 13, 2022	Dec. 07, 2022	Oct. 12, 2023	Radiation (03CH04-KS)
EXA Spectrum Analyzer	Keysight	N9010B	MY57471079	10Hz~44G,MAX 30dB	Oct. 12, 2022	Dec. 07, 2022	Oct. 11, 2023	Radiation (03CH04-KS)
Loop Antenna	R&S	HFH2-Z2	100321	9kHz~30MHz	Oct. 16, 2022	Dec. 07, 2022	Oct. 15, 2023	Radiation (03CH04-KS)
Bilog Antenna	TeseQ	CBL6111D	49922	30MHz~1GHz	May 24, 2022	Dec. 07, 2022	May 23, 2023	Radiation (03CH05-KS)
Horn Antenna	Schwarzbeck	BBHA9120D	1284	1GHz~18GHz	Jan. 05, 2022	Dec. 07, 2022	Jan. 04, 2023	Radiation (03CH04-KS)
SHF-EHF Horn	Com-power	AH-840	101070	18GHz~40GHz	Jan. 05, 2022	Dec. 07, 2022	Jan. 04, 2023	Radiation (03CH04-KS)
Amplifier	SONOMA	310N	187289	9KHz~1GHz	Jan. 05, 2022	Dec. 07, 2022	Jan. 04, 2023	Radiation (03CH04-KS)
Amplifier	MITEQ	EM18G40GGA	060728	18~40GHz	Jan. 05, 2022	Dec. 07, 2022	Jan. 04, 2023	Radiation (03CH04-KS)
high gain Amplifier	EM	EM01G18GA	060840	1Ghz~18Ghz	Oct. 12, 2022	Dec. 07, 2022	Oct. 11, 2023	Radiation (03CH04-KS)
Amplifier	Agilent	8449B	3008A02370	1Ghz~18Ghz	Oct. 12, 2022	Dec. 07, 2022	Oct. 11, 2023	Radiation (03CH04-KS)
AC Power Source	Chroma	61601	F104090004	N/A	NCR	Dec. 07, 2022	NCR	Radiation (03CH04-KS)
Turn Table	ChamPro	EM 1000-T	060762-T	0~360 degree	NCR	Dec. 07, 2022	NCR	Radiation (03CH04-KS)
Antenna Mast	ChamPro	EM 1000-A	060762-A	1 m~4 m	NCR	Dec. 07, 2022	NCR	Radiation (03CH04-KS)
EMI Receiver	R&S	ESR7	101630	9kHz~7GHz;	Jul. 07, 2022	Nov. 25, 2022	Jul. 06, 2023	Conduction (CO01-SZ)
AC LISN	R&S	ENV216	100063	9kHz~30MHz	Sep. 15, 2022	Nov. 25, 2022	Sep. 14, 2023	Conduction (CO01-SZ)
AC LISN (for auxiliary equipment)	EMCO	3816/2SH	00103892	9kHz~30MHz	Oct. 17, 2022	Nov. 25, 2022	Oct. 16, 2023	Conduction (CO01-SZ)
AC Power Source	Chroma	61602	616020000891	100Vac~250Vac	Jul. 07, 2022	Nov. 25, 2022	Jul. 06, 2023	Conduction (CO01-SZ)

NCR: No Calibration Required



5 Uncertainty of Evaluation

The measurement uncertainties shown below were calculated in accordance with the requirements of ANSI 63.10-2013. All the measurement uncertainty value were shown with a coverage K=2 to indicate 95% level of confidence. The measurement data show herein meets or exceeds the CISPR measurement uncertainty values specified in CISPR 16-4-2 and can be compared directly to specified limit to determine compliance.

Uncertainty of Conducted Measurement

Test Item	Uncertainty
Conducted Power	±0.56 dB
Conducted Emissions	±0.92 dB
Occupied Channel Bandwidth	±0.03 %
Conducted Power Spectral Density	±0.54 dB

Uncertainty of Conducted Emission Measurement (150 kHz ~ 30 MHz)

Measuring Uncertainty for a Level of Confidence of 95% (U = 2Uc(y))	2.2dB
---	-------

Uncertainty of Radiated Emission Measurement (30 MHz ~ 1000 MHz)

Measuring Uncertainty for a Level of Confidence of 95% (U = 2Uc(y))	5.0dB
---	-------

Uncertainty of Radiated Emission Measurement (1000 MHz ~ 18000 MHz)

Measuring Uncertainty for a Level of Confidence of 95% (U = 2Uc(y))	5.1dB
---	-------

Uncertainty of Radiated Emission Measurement (18000 MHz ~ 40000 MHz)

Measuring Uncertainty for a Level of Confidence of 95% (U = 2Uc(y))	5.1dB
---	-------

----- THE END -----



Appendix A. Conducted Test Results

Report Number : FR202911E

Test Engineer:	Kib Shi	Temperature:	21~25	°C
Test Date:	2022/11/5~2022/12/2	Relative Humidity:	51~54	%

TEST RESULTS DATA
6dB and 26dB EBW and 99% OBW

U-NII-3 single antenna												
Mod.	Data Rate	NTX	CH.	Freq. (MHz)	99% Bandwidth (MHz)		26dB Bandwidth (MHz)		6 dB Bandwidth (MHz)		6 dB Bandwidth Min. Limit (MHz)	Pass/Fail
					Ant 1	Ant 2	Ant 1	Ant 2	Ant 1	Ant 2		
11a	6Mbps	1	149	5745	16.68	-	22.48	-	15.25	-	0.5	Pass
11a	6Mbps	1	157	5785	16.73	-	22.23	-	15.25	-	0.5	Pass
11a	6Mbps	1	165	5825	16.73	-	21.88	-	15.30	-	0.5	Pass
VHT20	MCS0	1	149	5745	17.88	-	23.68	-	15.45	-	0.5	Pass
VHT20	MCS0	1	157	5785	17.88	-	22.63	-	15.05	-	0.5	Pass
VHT20	MCS0	1	165	5825	17.83	-	22.93	-	15.10	-	0.5	Pass
VHT40	MCS0	1	151	5755	36.46	-	41.36	-	35.10	-	0.5	Pass
VHT40	MCS0	1	159	5795	36.56	-	41.45	-	35.73	-	0.5	Pass
VHT80	MCS0	1	155	5775	75.52	-	83.12	-	75.20	-	0.5	Pass

TEST RESULTS DATA
Average Power Table

U-NII-3 single antenna												
Mod.	Data Rate	NTX	CH.	Freq. (MHz)	Average Conducted Power with duty factor (dBm)			FCC Conducted Power Limit (dBm)		DG (dBi)		Pass/Fail
					Ant 1	Ant 2	SUM	Ant 1	Ant 2	Ant 1	Ant 2	
11a	6Mbps	1	149	5745	13.72	-		30.00	-	-1.10	-	Pass
11a	6Mbps	1	157	5785	13.77	-		30.00	-	-1.10	-	Pass
11a	6Mbps	1	165	5825	13.49	-		30.00	-	-1.10	-	Pass
HT20	MCS0	1	149	5745	13.63	-		30.00	-	-1.10	-	Pass
HT20	MCS0	1	157	5785	13.57	-		30.00	-	-1.10	-	Pass
HT20	MCS0	1	165	5825	13.33	-		30.00	-	-1.10	-	Pass
HT40	MCS0	1	151	5755	14.08	-		30.00	-	-1.10	-	Pass
HT40	MCS0	1	159	5795	13.85	-		30.00	-	-1.10	-	Pass
VHT20	MCS0	1	149	5745	13.68	-		30.00	-	-1.10	-	Pass
VHT20	MCS0	1	157	5785	13.60	-		30.00	-	-1.10	-	Pass
VHT20	MCS0	1	165	5825	13.36	-		30.00	-	-1.10	-	Pass
VHT40	MCS0	1	151	5755	14.09	-		30.00	-	-1.10	-	Pass
VHT40	MCS0	1	159	5795	13.89	-		30.00	-	-1.10	-	Pass
VHT80	MCS0	1	155	5775	13.63	-		30.00	-	-1.10	-	Pass

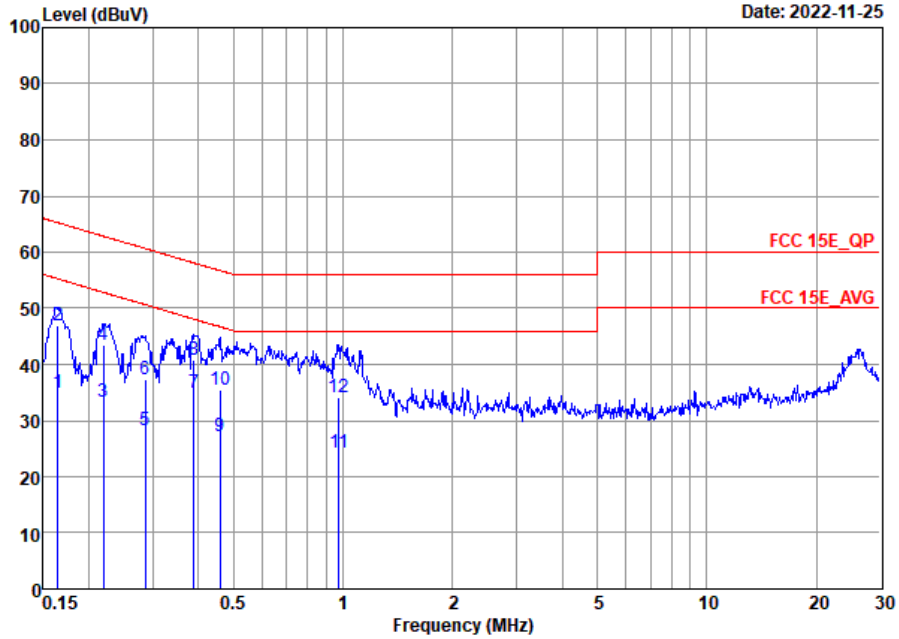
TEST RESULTS DATA
Power Spectral Density

U-NII-3 single antenna														
Mod.	Data Rate	N _{Tx}	CH.	Freq. (MHz)	10log (500kHz /RBW) Factor (dB)		Average Power Density (dBm/500kHz)			Average PSD Limit (dBm/500kHz)		DG (dBi)		Pass /Fail
					Ant 1	Ant 2	Ant 1	Ant 2	SUM	Ant 1	Ant 2	Ant 1	Ant 2	
11a	6Mbps	1	149	5745	2.22	-	-2.27	-		30.00	-	-1.10	-	Pass
11a	6Mbps	1	157	5785	2.22	-	-2.02	-		30.00	-	-1.10	-	Pass
11a	6Mbps	1	165	5825	2.22	-	-2.05	-		30.00	-	-1.10	-	Pass
VHT20	MCS0	1	149	5745	2.22	-	-2.56	-		30.00	-	-1.10	-	Pass
VHT20	MCS0	1	157	5785	2.22	-	-2.30	-		30.00	-	-1.10	-	Pass
VHT20	MCS0	1	165	5825	2.22	-	-2.52	-		30.00	-	-1.10	-	Pass
VHT40	MCS0	1	151	5755	2.22	-	-5.32	-		30.00	-	-1.10	-	Pass
VHT40	MCS0	1	159	5795	2.22	-	-5.40	-		30.00	-	-1.10	-	Pass
VHT80	MCS0	1	155	5775	2.22	-	-8.60	-		30.00	-	-1.10	-	Pass



Appendix B. AC Conducted Emission Test Results

Test Engineer :	Lily Qiu	Temperature :	21~24°C
		Relative Humidity :	39~43%
Test Voltage :	120Vac / 60Hz	Phase :	Line
Remark :	All emissions not reported here are more than 10 dB below the prescribed limit.		

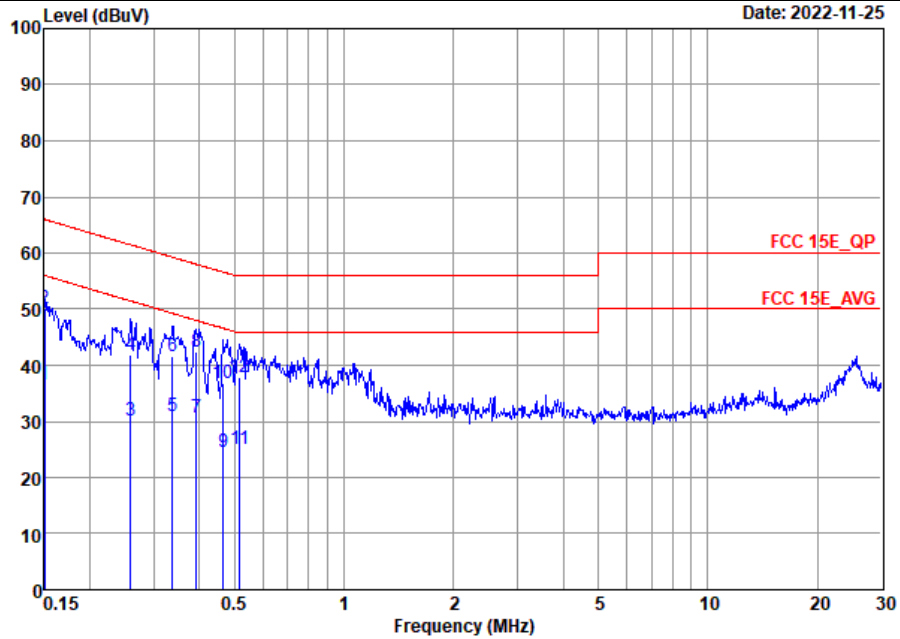


Site : CO01-SZ
 Condition: FCC 15E_QP LISN_20220811_ L LINE

	Freq	Level	Over Limit	Limit Line	Read Level	LISN Factor	Cable Loss	Remark
	MHz	dBuV	dB	dBuV	dBuV	dB	dB	
1	0.16	35.03	-20.22	55.25	14.20	10.20	10.63	Average
2	0.16	47.03	-18.22	65.25	26.20	10.20	10.63	QP
3	0.22	33.32	-19.51	52.83	12.80	10.19	10.33	Average
4	0.22	43.42	-19.41	62.83	22.90	10.19	10.33	QP
5	0.29	28.40	-22.23	50.63	7.40	10.17	10.83	Average
6	0.29	37.40	-23.23	60.63	16.40	10.17	10.83	QP
7 *	0.39	34.89	-13.19	48.08	13.40	10.10	11.39	Average
8	0.39	40.89	-17.19	58.08	19.40	10.10	11.39	QP
9	0.46	27.32	-19.39	46.71	5.50	10.11	11.71	Average
10	0.46	35.42	-21.29	56.71	13.60	10.11	11.71	QP
11	0.97	24.32	-21.68	46.00	3.89	10.12	10.31	Average
12	0.97	34.22	-21.78	56.00	13.79	10.12	10.31	QP



Test Engineer :	Lily Qiu	Temperature :	21~24°C
		Relative Humidity :	39~43%
Test Voltage :	120Vac / 60Hz	Phase :	Neutral
Remark :	All emissions not reported here are more than 10 dB below the prescribed limit.		



Site : C001-SZ
 Condition: FCC 15E_QP LISN_20220811_ N NEUTRAL

	Freq	Level	Over Limit	Limit Line	Read Level	LISN Factor	Cable Loss	Remark
	MHz	dBuV	dB	dBuV	dBuV	dB	dB	
1	0.15	36.66	-19.34	56.00	15.50	10.31	10.85	Average
2	0.15	50.16	-15.84	66.00	29.00	10.31	10.85	QP
3	0.26	30.18	-21.29	51.47	9.31	10.24	10.63	Average
4	0.26	41.98	-19.49	61.47	21.11	10.24	10.63	QP
5	0.34	30.81	-18.46	49.27	9.50	10.18	11.13	Average
6	0.34	41.51	-17.76	59.27	20.20	10.18	11.13	QP
7	0.39	30.61	-17.38	47.99	9.00	10.19	11.42	Average
8 *	0.39	42.41	-15.58	57.99	20.80	10.19	11.42	QP
9	0.47	24.63	-21.95	46.58	2.70	10.19	11.74	Average
10	0.47	36.73	-19.85	56.58	14.80	10.19	11.74	QP
11	0.52	24.98	-21.02	46.00	3.00	10.20	11.78	Average
12	0.52	37.78	-18.22	56.00	15.80	10.20	11.78	QP

Note:

1. Level(dBμV) = Read Level(dBμV) + LISN Factor(dB) + Cable Loss(dB)
2. Over Limit(dB) = Level(dBμV) – Limit Line(dBμV)



Appendix C. Radiated Spurious Emission

Radiated Spurious Emission Test Modes

Mode	Band	Band (GHz)	Modulation	Channel	Frequency	Data Rate	Remark
Mode 1	U-NII-3	5.725-5.85	802.11a	149	5745	6Mbps	-
Mode 2	U-NII-3	5.725-5.85	802.11a	157	5785	6Mbps	-
Mode 3	U-NII-3	5.725-5.85	802.11a	165	5825	6Mbps	-
Mode 4	U-NII-3	5.725-5.85	802.11ac VHT20	149	5745	MCS0	-
Mode 5	U-NII-3	5.725-5.85	802.11ac VHT20	157	5785	MCS0	-
Mode 6	U-NII-3	5.725-5.85	802.11ac VHT20	165	5825	MCS0	-
Mode 7	U-NII-3	5.725-5.85	802.11ac VHT40	151	5755	MCS0	-
Mode 8	U-NII-3	5.725-5.85	802.11ac VHT40	159	5795	MCS0	-
Mode 9	U-NII-3	5.725-5.85	802.11ac VHT80	155	5775	MCS0	-
Mode 10	U-NII-3	5.725-5.85	802.11a	149	5745	6Mbps	LF



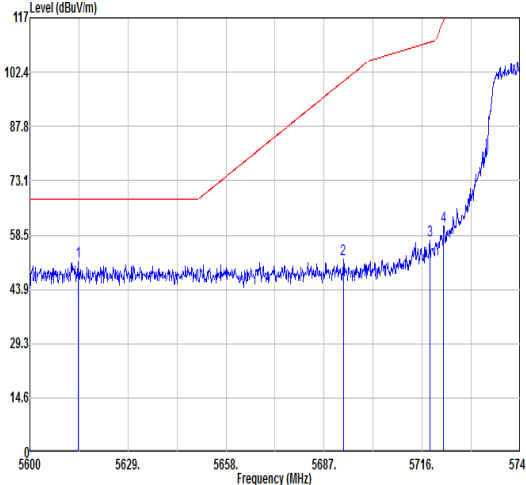
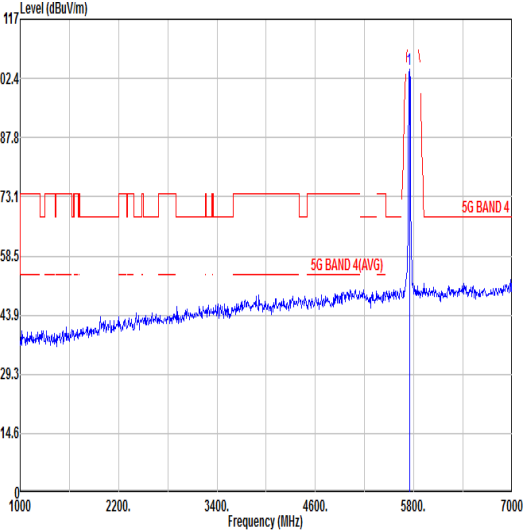

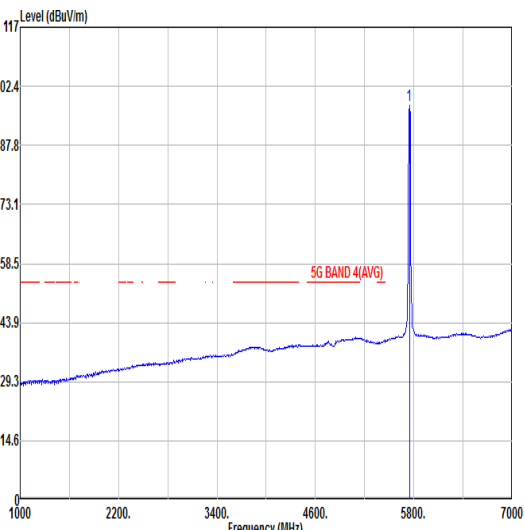
Summary of each worse mode

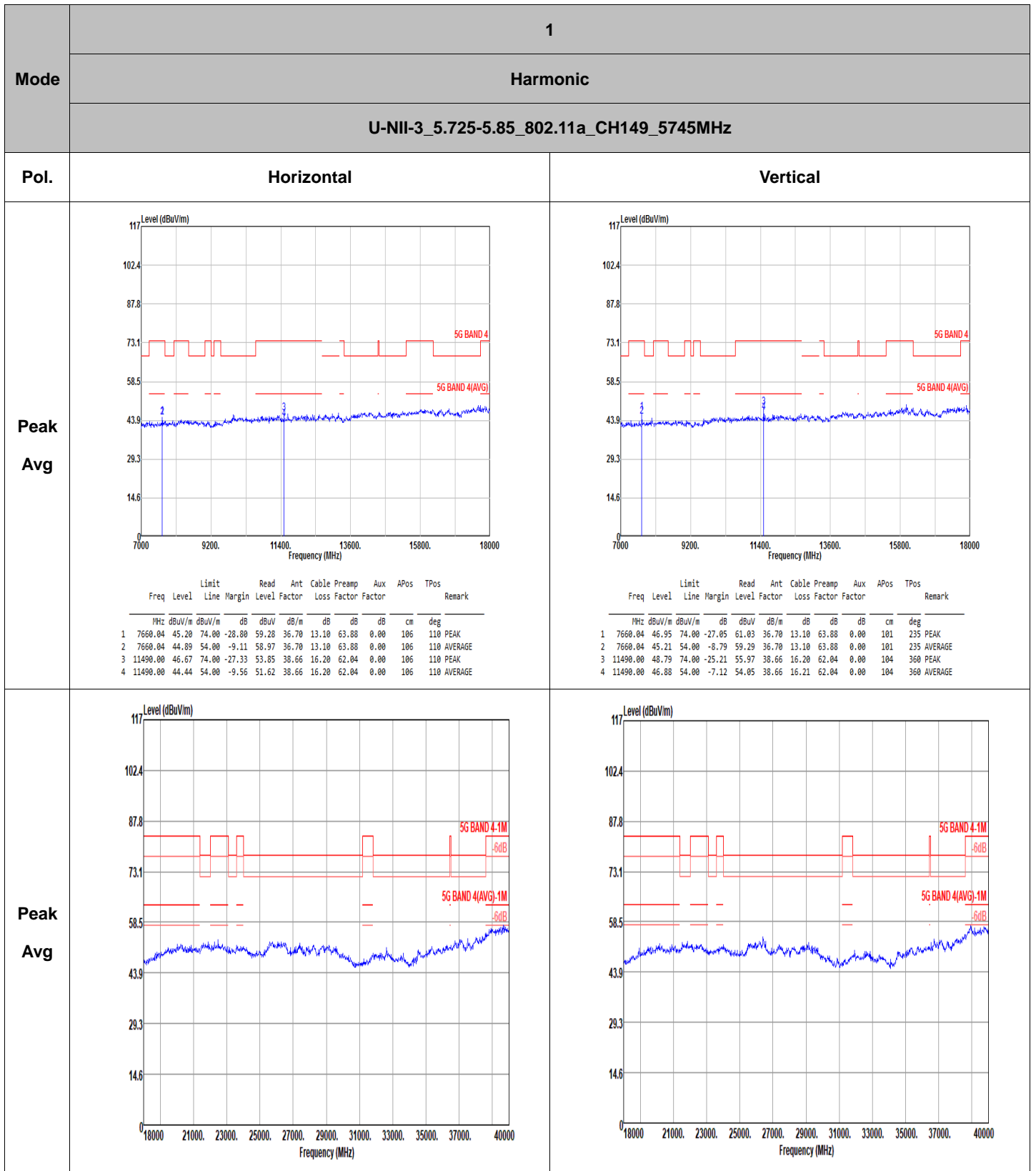
Mode	Modulation	Ch.	Freq. (MHz)	Level (dBuV/m)	Limit (dBuV/m)	Margin (dB)	Pol.	Peak Avg.	Result	Remark
1	802.11a	149	5647.71	51.8	68.3	-16.5	H	PEAK	Pass	Band Edge
1	802.11a	149	11490.00	46.88	54.00	-7.12	V	AVERAGE	Pass	Harmonic
2	802.11a	157	-	-	-	-	-	-	-	Band Edge
2	802.11a	157	11570.00	45.60	54.00	-8.40	V	AVERAGE	Pass	Harmonic
3	802.11a	165	5942.13	52.33	68.30	-15.97	V	PEAK	Pass	Band Edge
3	802.11a	165	11650.00	46.13	54.00	-7.87	V	AVERAGE	Pass	Harmonic
4	802.11ac VHT20	149	5606.24	51.62	68.30	-16.68	V	PEAK	Pass	Band Edge
4	802.11ac VHT20	149	11490.00	45.89	54.00	-8.11	V	AVERAGE	Pass	Harmonic
5	802.11ac VHT20	157	-	-	-	-	-	-	-	Band Edge
5	802.11ac VHT20	157	7713.37	45.43	54.00	-8.57	V	AVERAGE	Pass	Harmonic
6	802.11ac VHT20	165	5937.38	52.85	68.30	-15.45	H	PEAK	Pass	Band Edge
6	802.11ac VHT20	165	11650.00	45.19	54.00	-8.81	V	AVERAGE	Pass	Harmonic
7	802.11ac VHT40	151	5631.62	52.15	68.30	-16.15	H	PEAK	Pass	Band Edge
7	802.11ac VHT40	151	7673.37	45.22	54.00	-8.78	H	AVERAGE	Pass	Harmonic
8	802.11ac VHT40	159	5942.72	52.13	68.3	-16.17	H	PEAK	Pass	Band Edge
8	802.11ac VHT40	159	7726.71	45.18	54.00	-8.82	V	AVERAGE	Pass	Harmonic
9	802.11ac VHT80	155	5647.95	52.24	68.30	-16.06	H	PEAK	Pass	Band Edge
9	802.11ac VHT80	155	7700.04	44.81	54.00	-9.19	V	AVERAGE	Pass	Harmonic
10	802.11a	149	48.43	31.26	40	-8.74	V	PEAK	Pass	LF



Mode	1																																																																																																																						
	Band Edge																																																																																																																						
	U-NII-3_5.725-5.85_802.11a_CH149_5745MHz																																																																																																																						
Pol.	Horizontal	Fundamental																																																																																																																					
Peak	<table border="1"> <thead> <tr> <th>Peak</th> <th>Freq</th> <th>Level</th> <th>Limit</th> <th>Over</th> <th>Read</th> <th>Ant</th> <th>Cable</th> <th>Preamp</th> <th>Aux</th> <th>APos</th> <th>TPos</th> <th>Remark</th> </tr> <tr> <th></th> <th>MHz</th> <th>dBuV/m</th> <th>dBuV/m</th> <th>dB</th> <th>dBuV</th> <th>dB/m</th> <th>dB</th> <th>dB</th> <th>dB</th> <th>cm</th> <th>deg</th> <th></th> </tr> </thead> <tbody> <tr> <td>1</td> <td>5647.71</td> <td>51.00</td> <td>68.30</td> <td>-16.50</td> <td>41.92</td> <td>35.51</td> <td>11.18</td> <td>36.81</td> <td>0.00</td> <td>101</td> <td>238</td> <td>PEAK</td> </tr> <tr> <td>2</td> <td>5699.91</td> <td>53.99</td> <td>105.23</td> <td>-51.24</td> <td>43.97</td> <td>35.58</td> <td>11.23</td> <td>36.79</td> <td>0.00</td> <td>101</td> <td>238</td> <td>PEAK</td> </tr> <tr> <td>3</td> <td>5719.77</td> <td>60.93</td> <td>110.84</td> <td>-49.91</td> <td>50.84</td> <td>35.61</td> <td>11.26</td> <td>36.78</td> <td>0.00</td> <td>101</td> <td>238</td> <td>PEAK</td> </tr> <tr> <td>4</td> <td>5724.85</td> <td>66.58</td> <td>121.95</td> <td>-55.37</td> <td>56.47</td> <td>35.62</td> <td>11.26</td> <td>36.77</td> <td>0.00</td> <td>101</td> <td>238</td> <td>PEAK</td> </tr> </tbody> </table>	Peak	Freq	Level	Limit	Over	Read	Ant	Cable	Preamp	Aux	APos	TPos	Remark		MHz	dBuV/m	dBuV/m	dB	dBuV	dB/m	dB	dB	dB	cm	deg		1	5647.71	51.00	68.30	-16.50	41.92	35.51	11.18	36.81	0.00	101	238	PEAK	2	5699.91	53.99	105.23	-51.24	43.97	35.58	11.23	36.79	0.00	101	238	PEAK	3	5719.77	60.93	110.84	-49.91	50.84	35.61	11.26	36.78	0.00	101	238	PEAK	4	5724.85	66.58	121.95	-55.37	56.47	35.62	11.26	36.77	0.00	101	238	PEAK	<table border="1"> <thead> <tr> <th>Peak</th> <th>Freq</th> <th>Level</th> <th>Limit</th> <th>Margin</th> <th>Read</th> <th>Ant</th> <th>Cable</th> <th>Preamp</th> <th>Aux</th> <th>APos</th> <th>TPos</th> <th>Remark</th> </tr> <tr> <th></th> <th>MHz</th> <th>dBuV/m</th> <th>dBuV/m</th> <th>dB</th> <th>dBuV</th> <th>dB/m</th> <th>dB</th> <th>dB</th> <th>dB</th> <th>cm</th> <th>deg</th> <th></th> </tr> </thead> <tbody> <tr> <td>1</td> <td>5745.00</td> <td>109.57</td> <td>-----</td> <td>-----</td> <td>99.39</td> <td>35.65</td> <td>11.29</td> <td>36.76</td> <td>0.00</td> <td>101</td> <td>238</td> <td>PEAK</td> </tr> </tbody> </table>	Peak	Freq	Level	Limit	Margin	Read	Ant	Cable	Preamp	Aux	APos	TPos	Remark		MHz	dBuV/m	dBuV/m	dB	dBuV	dB/m	dB	dB	dB	cm	deg		1	5745.00	109.57	-----	-----	99.39	35.65	11.29	36.76	0.00	101	238	PEAK
Peak	Freq	Level	Limit	Over	Read	Ant	Cable	Preamp	Aux	APos	TPos	Remark																																																																																																											
	MHz	dBuV/m	dBuV/m	dB	dBuV	dB/m	dB	dB	dB	cm	deg																																																																																																												
1	5647.71	51.00	68.30	-16.50	41.92	35.51	11.18	36.81	0.00	101	238	PEAK																																																																																																											
2	5699.91	53.99	105.23	-51.24	43.97	35.58	11.23	36.79	0.00	101	238	PEAK																																																																																																											
3	5719.77	60.93	110.84	-49.91	50.84	35.61	11.26	36.78	0.00	101	238	PEAK																																																																																																											
4	5724.85	66.58	121.95	-55.37	56.47	35.62	11.26	36.77	0.00	101	238	PEAK																																																																																																											
Peak	Freq	Level	Limit	Margin	Read	Ant	Cable	Preamp	Aux	APos	TPos	Remark																																																																																																											
	MHz	dBuV/m	dBuV/m	dB	dBuV	dB/m	dB	dB	dB	cm	deg																																																																																																												
1	5745.00	109.57	-----	-----	99.39	35.65	11.29	36.76	0.00	101	238	PEAK																																																																																																											
Avg	Blank	<table border="1"> <thead> <tr> <th>Peak</th> <th>Freq</th> <th>Level</th> <th>Limit</th> <th>Margin</th> <th>Read</th> <th>Ant</th> <th>Cable</th> <th>Preamp</th> <th>Aux</th> <th>APos</th> <th>TPos</th> <th>Remark</th> </tr> <tr> <th></th> <th>MHz</th> <th>dBuV/m</th> <th>dBuV/m</th> <th>dB</th> <th>dBuV</th> <th>dB/m</th> <th>dB</th> <th>dB</th> <th>dB</th> <th>cm</th> <th>deg</th> <th></th> </tr> </thead> <tbody> <tr> <td>1</td> <td>5745.00</td> <td>101.75</td> <td>-----</td> <td>-----</td> <td>91.57</td> <td>35.65</td> <td>11.29</td> <td>36.76</td> <td>0.00</td> <td>101</td> <td>238</td> <td>AVERAGE</td> </tr> </tbody> </table>	Peak	Freq	Level	Limit	Margin	Read	Ant	Cable	Preamp	Aux	APos	TPos	Remark		MHz	dBuV/m	dBuV/m	dB	dBuV	dB/m	dB	dB	dB	cm	deg		1	5745.00	101.75	-----	-----	91.57	35.65	11.29	36.76	0.00	101	238	AVERAGE																																																																														
Peak	Freq	Level	Limit	Margin	Read	Ant	Cable	Preamp	Aux	APos	TPos	Remark																																																																																																											
	MHz	dBuV/m	dBuV/m	dB	dBuV	dB/m	dB	dB	dB	cm	deg																																																																																																												
1	5745.00	101.75	-----	-----	91.57	35.65	11.29	36.76	0.00	101	238	AVERAGE																																																																																																											



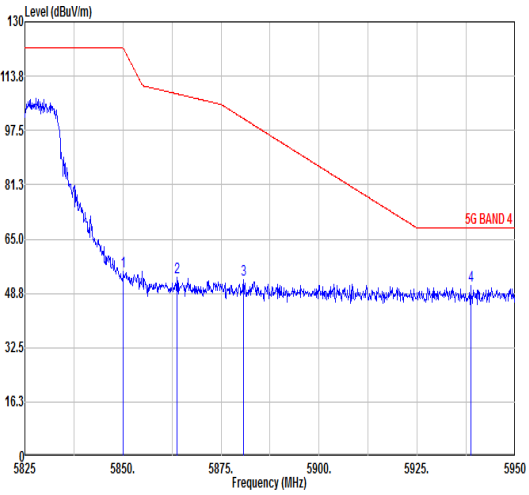
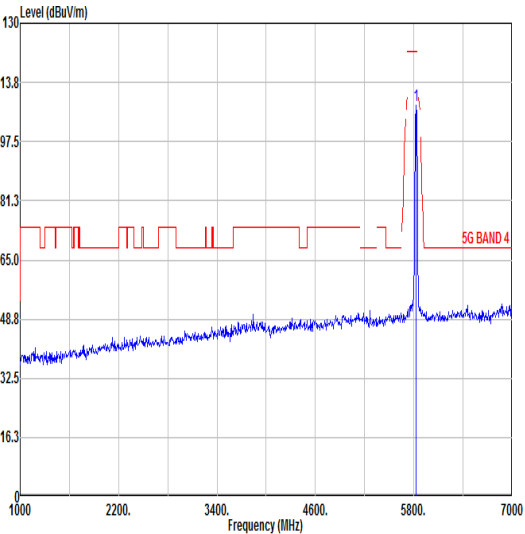
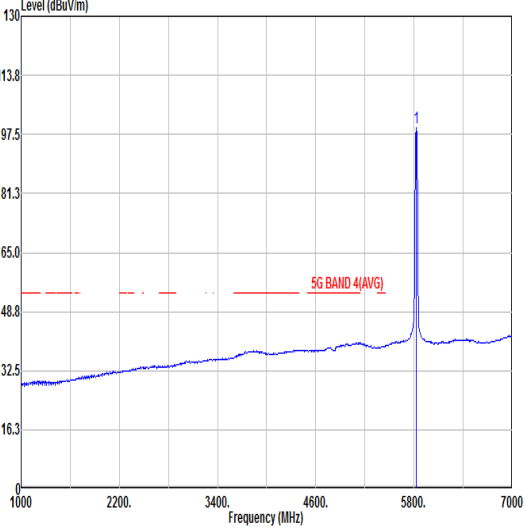
Mode		1																																																																																																																								
		Band Edge																																																																																																																								
		U-NII-3_5.725-5.85_802.11a_CH149_5745MHz																																																																																																																								
Pol.	Vertical	Fundamental																																																																																																																								
Peak	 <table border="1"> <thead> <tr> <th>Limit</th> <th>Read</th> <th>Ant</th> <th>Cable</th> <th>Preamp</th> <th>Aux</th> <th>APos</th> <th>TPos</th> <th>Remark</th> </tr> <tr> <th>Freq</th> <th>Level</th> <th>Line</th> <th>Margin</th> <th>Level</th> <th>Factor</th> <th>Loss</th> <th>Factor</th> <th>Factor</th> </tr> <tr> <th>MHz</th> <th>dBuV/m</th> <th>dBuV/m</th> <th>dB</th> <th>dBuV</th> <th>dB/m</th> <th>dB</th> <th>dB</th> <th>cm</th> <th>deg</th> </tr> </thead> <tbody> <tr> <td>1</td> <td>5614.21</td> <td>51.46</td> <td>68.30</td> <td>-16.84</td> <td>41.67</td> <td>35.47</td> <td>11.14</td> <td>36.82</td> <td>0.00</td> <td>105</td> <td>132</td> <td>PEAK</td> </tr> <tr> <td>2</td> <td>5692.66</td> <td>52.01</td> <td>99.88</td> <td>-47.87</td> <td>42.01</td> <td>35.57</td> <td>11.22</td> <td>36.79</td> <td>0.00</td> <td>105</td> <td>132</td> <td>PEAK</td> </tr> <tr> <td>3</td> <td>5718.32</td> <td>56.97</td> <td>110.43</td> <td>-53.46</td> <td>46.89</td> <td>35.61</td> <td>11.25</td> <td>36.78</td> <td>0.00</td> <td>105</td> <td>132</td> <td>PEAK</td> </tr> <tr> <td>4</td> <td>5722.38</td> <td>61.02</td> <td>116.33</td> <td>-55.31</td> <td>50.92</td> <td>35.61</td> <td>11.26</td> <td>36.77</td> <td>0.00</td> <td>105</td> <td>132</td> <td>PEAK</td> </tr> </tbody> </table>	Limit	Read	Ant	Cable	Preamp	Aux	APos	TPos	Remark	Freq	Level	Line	Margin	Level	Factor	Loss	Factor	Factor	MHz	dBuV/m	dBuV/m	dB	dBuV	dB/m	dB	dB	cm	deg	1	5614.21	51.46	68.30	-16.84	41.67	35.47	11.14	36.82	0.00	105	132	PEAK	2	5692.66	52.01	99.88	-47.87	42.01	35.57	11.22	36.79	0.00	105	132	PEAK	3	5718.32	56.97	110.43	-53.46	46.89	35.61	11.25	36.78	0.00	105	132	PEAK	4	5722.38	61.02	116.33	-55.31	50.92	35.61	11.26	36.77	0.00	105	132	PEAK	 <table border="1"> <thead> <tr> <th>Limit</th> <th>Read</th> <th>Ant</th> <th>Cable</th> <th>Preamp</th> <th>Aux</th> <th>APos</th> <th>TPos</th> <th>Remark</th> </tr> <tr> <th>Freq</th> <th>Level</th> <th>Line</th> <th>Margin</th> <th>Level</th> <th>Factor</th> <th>Loss</th> <th>Factor</th> <th>Factor</th> </tr> <tr> <th>MHz</th> <th>dBuV/m</th> <th>dBuV/m</th> <th>dB</th> <th>dBuV</th> <th>dB/m</th> <th>dB</th> <th>dB</th> <th>dB</th> </tr> </thead> <tbody> <tr> <td>1</td> <td>5745.00</td> <td>104.63</td> <td>-----</td> <td>-----</td> <td>94.45</td> <td>35.65</td> <td>11.29</td> <td>36.76</td> <td>0.00</td> <td>105</td> <td>132</td> <td>PEAK</td> </tr> </tbody> </table>	Limit	Read	Ant	Cable	Preamp	Aux	APos	TPos	Remark	Freq	Level	Line	Margin	Level	Factor	Loss	Factor	Factor	MHz	dBuV/m	dBuV/m	dB	dBuV	dB/m	dB	dB	dB	1	5745.00	104.63	-----	-----	94.45	35.65	11.29	36.76	0.00	105	132	PEAK
	Limit	Read	Ant	Cable	Preamp	Aux	APos	TPos	Remark																																																																																																																	
Freq	Level	Line	Margin	Level	Factor	Loss	Factor	Factor																																																																																																																		
MHz	dBuV/m	dBuV/m	dB	dBuV	dB/m	dB	dB	cm	deg																																																																																																																	
1	5614.21	51.46	68.30	-16.84	41.67	35.47	11.14	36.82	0.00	105	132	PEAK																																																																																																														
2	5692.66	52.01	99.88	-47.87	42.01	35.57	11.22	36.79	0.00	105	132	PEAK																																																																																																														
3	5718.32	56.97	110.43	-53.46	46.89	35.61	11.25	36.78	0.00	105	132	PEAK																																																																																																														
4	5722.38	61.02	116.33	-55.31	50.92	35.61	11.26	36.77	0.00	105	132	PEAK																																																																																																														
Limit	Read	Ant	Cable	Preamp	Aux	APos	TPos	Remark																																																																																																																		
Freq	Level	Line	Margin	Level	Factor	Loss	Factor	Factor																																																																																																																		
MHz	dBuV/m	dBuV/m	dB	dBuV	dB/m	dB	dB	dB																																																																																																																		
1	5745.00	104.63	-----	-----	94.45	35.65	11.29	36.76	0.00	105	132	PEAK																																																																																																														
Avg		 <table border="1"> <thead> <tr> <th>Limit</th> <th>Read</th> <th>Ant</th> <th>Cable</th> <th>Preamp</th> <th>Aux</th> <th>APos</th> <th>TPos</th> <th>Remark</th> </tr> <tr> <th>Freq</th> <th>Level</th> <th>Line</th> <th>Margin</th> <th>Level</th> <th>Factor</th> <th>Loss</th> <th>Factor</th> <th>Factor</th> </tr> <tr> <th>MHz</th> <th>dBuV/m</th> <th>dBuV/m</th> <th>dB</th> <th>dBuV</th> <th>dB/m</th> <th>dB</th> <th>dB</th> <th>dB</th> </tr> </thead> <tbody> <tr> <td>1</td> <td>5745.00</td> <td>97.57</td> <td>122.30</td> <td>-24.73</td> <td>87.39</td> <td>35.65</td> <td>11.29</td> <td>36.76</td> <td>0.00</td> <td>105</td> <td>132</td> <td>AVERAGE</td> </tr> </tbody> </table>	Limit	Read	Ant	Cable	Preamp	Aux	APos	TPos	Remark	Freq	Level	Line	Margin	Level	Factor	Loss	Factor	Factor	MHz	dBuV/m	dBuV/m	dB	dBuV	dB/m	dB	dB	dB	1	5745.00	97.57	122.30	-24.73	87.39	35.65	11.29	36.76	0.00	105	132	AVERAGE																																																																																
Limit	Read	Ant	Cable	Preamp	Aux	APos	TPos	Remark																																																																																																																		
Freq	Level	Line	Margin	Level	Factor	Loss	Factor	Factor																																																																																																																		
MHz	dBuV/m	dBuV/m	dB	dBuV	dB/m	dB	dB	dB																																																																																																																		
1	5745.00	97.57	122.30	-24.73	87.39	35.65	11.29	36.76	0.00	105	132	AVERAGE																																																																																																														



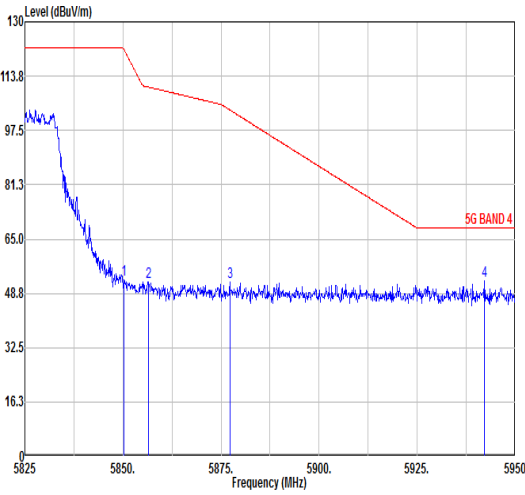
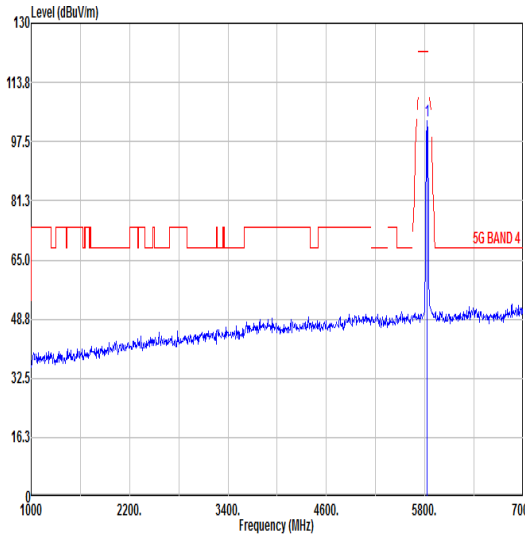
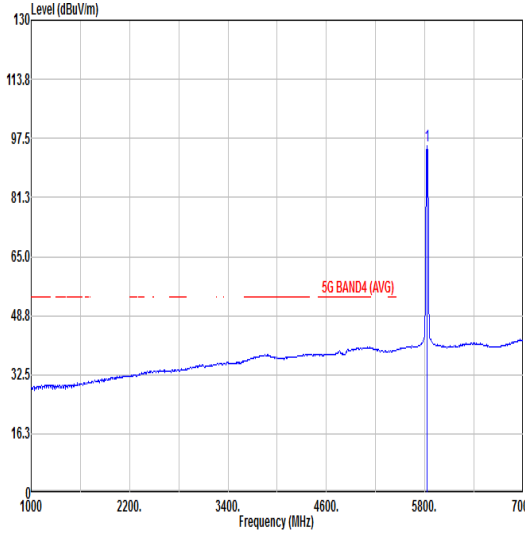


Mode	2																																																																																																																																																															
	Harmonic																																																																																																																																																															
	U-NII-3_5.725-5.85_802.11a_CH157_5785MHz																																																																																																																																																															
Pol.	Horizontal	Vertical																																																																																																																																																														
Peak Avg	<table border="1"> <thead> <tr> <th>Limit</th> <th>Read</th> <th>Ant</th> <th>Cable</th> <th>Preamp</th> <th>Aux</th> <th>APos</th> <th>TPos</th> <th>Remark</th> </tr> <tr> <th>Freq</th> <th>Level</th> <th>Line</th> <th>Margin</th> <th>Level</th> <th>Factor</th> <th>Loss</th> <th>Factor</th> <th>Factor</th> </tr> <tr> <th>MHz</th> <th>dBuV/m</th> <th>dBuV/m</th> <th>dB</th> <th>dBuV</th> <th>dB/m</th> <th>dB</th> <th>dB</th> <th>dB</th> </tr> </thead> <tbody> <tr> <td>1</td> <td>7713.37</td> <td>44.69</td> <td>74.00</td> <td>-29.31</td> <td>58.68</td> <td>36.73</td> <td>13.13</td> <td>63.85</td> <td>0.00</td> <td>111</td> <td>110</td> <td>PEAK</td> </tr> <tr> <td>2</td> <td>7713.37</td> <td>43.08</td> <td>54.00</td> <td>-10.92</td> <td>57.07</td> <td>36.73</td> <td>13.13</td> <td>63.85</td> <td>0.00</td> <td>111</td> <td>110</td> <td>AVERAGE</td> </tr> <tr> <td>3</td> <td>11570.00</td> <td>45.58</td> <td>74.00</td> <td>-28.42</td> <td>52.65</td> <td>38.68</td> <td>16.26</td> <td>62.01</td> <td>0.00</td> <td>111</td> <td>110</td> <td>PEAK</td> </tr> <tr> <td>4</td> <td>11570.00</td> <td>43.43</td> <td>54.00</td> <td>-10.57</td> <td>50.49</td> <td>38.69</td> <td>16.26</td> <td>62.01</td> <td>0.00</td> <td>111</td> <td>110</td> <td>AVERAGE</td> </tr> </tbody> </table>	Limit	Read	Ant	Cable	Preamp	Aux	APos	TPos	Remark	Freq	Level	Line	Margin	Level	Factor	Loss	Factor	Factor	MHz	dBuV/m	dBuV/m	dB	dBuV	dB/m	dB	dB	dB	1	7713.37	44.69	74.00	-29.31	58.68	36.73	13.13	63.85	0.00	111	110	PEAK	2	7713.37	43.08	54.00	-10.92	57.07	36.73	13.13	63.85	0.00	111	110	AVERAGE	3	11570.00	45.58	74.00	-28.42	52.65	38.68	16.26	62.01	0.00	111	110	PEAK	4	11570.00	43.43	54.00	-10.57	50.49	38.69	16.26	62.01	0.00	111	110	AVERAGE	<table border="1"> <thead> <tr> <th>Limit</th> <th>Read</th> <th>Ant</th> <th>Cable</th> <th>Preamp</th> <th>Aux</th> <th>APos</th> <th>TPos</th> <th>Remark</th> </tr> <tr> <th>Freq</th> <th>Level</th> <th>Line</th> <th>Margin</th> <th>Level</th> <th>Factor</th> <th>Loss</th> <th>Factor</th> <th>Factor</th> </tr> <tr> <th>MHz</th> <th>dBuV/m</th> <th>dBuV/m</th> <th>dB</th> <th>dBuV</th> <th>dB/m</th> <th>dB</th> <th>dB</th> <th>dB</th> </tr> </thead> <tbody> <tr> <td>1</td> <td>7713.37</td> <td>45.22</td> <td>74.00</td> <td>-28.78</td> <td>59.21</td> <td>36.73</td> <td>13.13</td> <td>63.85</td> <td>0.00</td> <td>254</td> <td>69</td> <td>PEAK</td> </tr> <tr> <td>2</td> <td>7713.37</td> <td>44.68</td> <td>54.00</td> <td>-9.32</td> <td>58.67</td> <td>36.73</td> <td>13.13</td> <td>63.85</td> <td>0.00</td> <td>254</td> <td>69</td> <td>AVERAGE</td> </tr> <tr> <td>3</td> <td>11570.00</td> <td>47.44</td> <td>74.00</td> <td>-26.56</td> <td>54.51</td> <td>38.68</td> <td>16.26</td> <td>62.01</td> <td>0.00</td> <td>107</td> <td>0</td> <td>PEAK</td> </tr> <tr> <td>4</td> <td>11570.00</td> <td>45.60</td> <td>54.00</td> <td>-8.40</td> <td>52.67</td> <td>38.68</td> <td>16.26</td> <td>62.01</td> <td>0.00</td> <td>107</td> <td>0</td> <td>AVERAGE</td> </tr> </tbody> </table>	Limit	Read	Ant	Cable	Preamp	Aux	APos	TPos	Remark	Freq	Level	Line	Margin	Level	Factor	Loss	Factor	Factor	MHz	dBuV/m	dBuV/m	dB	dBuV	dB/m	dB	dB	dB	1	7713.37	45.22	74.00	-28.78	59.21	36.73	13.13	63.85	0.00	254	69	PEAK	2	7713.37	44.68	54.00	-9.32	58.67	36.73	13.13	63.85	0.00	254	69	AVERAGE	3	11570.00	47.44	74.00	-26.56	54.51	38.68	16.26	62.01	0.00	107	0	PEAK	4	11570.00	45.60	54.00	-8.40	52.67	38.68	16.26	62.01	0.00	107	0	AVERAGE
Limit	Read	Ant	Cable	Preamp	Aux	APos	TPos	Remark																																																																																																																																																								
Freq	Level	Line	Margin	Level	Factor	Loss	Factor	Factor																																																																																																																																																								
MHz	dBuV/m	dBuV/m	dB	dBuV	dB/m	dB	dB	dB																																																																																																																																																								
1	7713.37	44.69	74.00	-29.31	58.68	36.73	13.13	63.85	0.00	111	110	PEAK																																																																																																																																																				
2	7713.37	43.08	54.00	-10.92	57.07	36.73	13.13	63.85	0.00	111	110	AVERAGE																																																																																																																																																				
3	11570.00	45.58	74.00	-28.42	52.65	38.68	16.26	62.01	0.00	111	110	PEAK																																																																																																																																																				
4	11570.00	43.43	54.00	-10.57	50.49	38.69	16.26	62.01	0.00	111	110	AVERAGE																																																																																																																																																				
Limit	Read	Ant	Cable	Preamp	Aux	APos	TPos	Remark																																																																																																																																																								
Freq	Level	Line	Margin	Level	Factor	Loss	Factor	Factor																																																																																																																																																								
MHz	dBuV/m	dBuV/m	dB	dBuV	dB/m	dB	dB	dB																																																																																																																																																								
1	7713.37	45.22	74.00	-28.78	59.21	36.73	13.13	63.85	0.00	254	69	PEAK																																																																																																																																																				
2	7713.37	44.68	54.00	-9.32	58.67	36.73	13.13	63.85	0.00	254	69	AVERAGE																																																																																																																																																				
3	11570.00	47.44	74.00	-26.56	54.51	38.68	16.26	62.01	0.00	107	0	PEAK																																																																																																																																																				
4	11570.00	45.60	54.00	-8.40	52.67	38.68	16.26	62.01	0.00	107	0	AVERAGE																																																																																																																																																				

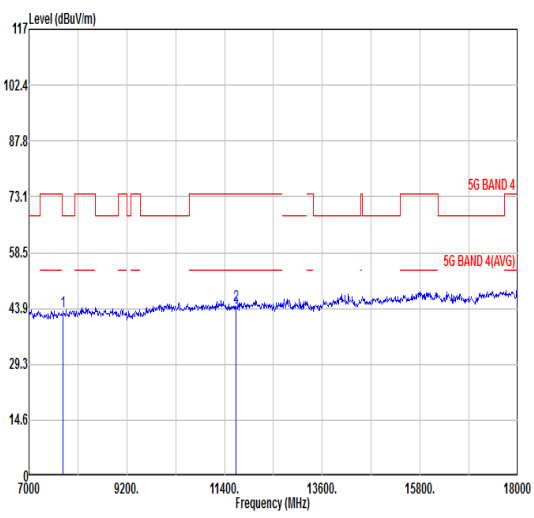
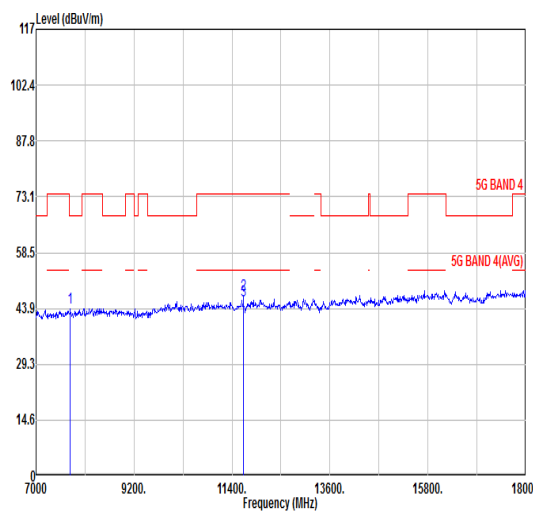
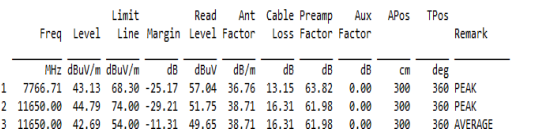
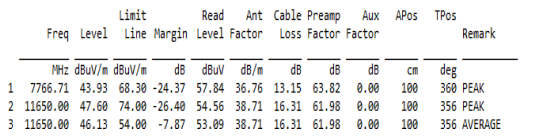


Mode	3																																																																																												
	Band Edge																																																																																												
	U-NII-3_5.725-5.85_802.11a_CH165_5825MHz																																																																																												
Pol.	Horizontal	Fundamental																																																																																											
Peak	 <table border="1"> <thead> <tr> <th>Peak</th> <th>Freq (MHz)</th> <th>Level (dBuV/m)</th> <th>Limit (dBuV/m)</th> <th>Line Margin (dB)</th> <th>Read Level (dBuV)</th> <th>Ant Factor (dB/m)</th> <th>Cable Loss (dB)</th> <th>Preamp Gain (dB)</th> <th>Aux Factor (dB)</th> <th>APos (dB)</th> <th>TPos (deg)</th> <th>Remark</th> </tr> </thead> <tbody> <tr> <td>1</td> <td>5850.13</td> <td>55.23</td> <td>122.01</td> <td>-66.78</td> <td>44.77</td> <td>35.76</td> <td>11.39</td> <td>36.69</td> <td>0.00</td> <td>119</td> <td>241</td> <td>PEAK</td> </tr> <tr> <td>2</td> <td>5863.75</td> <td>53.70</td> <td>108.45</td> <td>-54.75</td> <td>43.24</td> <td>35.76</td> <td>11.39</td> <td>36.69</td> <td>0.00</td> <td>119</td> <td>241</td> <td>PEAK</td> </tr> <tr> <td>3</td> <td>5880.75</td> <td>52.71</td> <td>101.03</td> <td>-48.32</td> <td>42.22</td> <td>35.77</td> <td>11.40</td> <td>36.68</td> <td>0.00</td> <td>119</td> <td>241</td> <td>PEAK</td> </tr> <tr> <td>4</td> <td>5938.63</td> <td>51.10</td> <td>68.30</td> <td>-17.20</td> <td>40.56</td> <td>35.76</td> <td>11.43</td> <td>36.65</td> <td>0.00</td> <td>119</td> <td>241</td> <td>PEAK</td> </tr> </tbody> </table>	Peak	Freq (MHz)	Level (dBuV/m)	Limit (dBuV/m)	Line Margin (dB)	Read Level (dBuV)	Ant Factor (dB/m)	Cable Loss (dB)	Preamp Gain (dB)	Aux Factor (dB)	APos (dB)	TPos (deg)	Remark	1	5850.13	55.23	122.01	-66.78	44.77	35.76	11.39	36.69	0.00	119	241	PEAK	2	5863.75	53.70	108.45	-54.75	43.24	35.76	11.39	36.69	0.00	119	241	PEAK	3	5880.75	52.71	101.03	-48.32	42.22	35.77	11.40	36.68	0.00	119	241	PEAK	4	5938.63	51.10	68.30	-17.20	40.56	35.76	11.43	36.65	0.00	119	241	PEAK	 <table border="1"> <thead> <tr> <th>Peak</th> <th>Freq (MHz)</th> <th>Level (dBuV/m)</th> <th>Limit (dBuV/m)</th> <th>Line Margin (dB)</th> <th>Read Level (dBuV)</th> <th>Ant Factor (dB/m)</th> <th>Cable Loss (dB)</th> <th>Preamp Gain (dB)</th> <th>Aux Factor (dB)</th> <th>APos (dB)</th> <th>TPos (deg)</th> <th>Remark</th> </tr> </thead> <tbody> <tr> <td>1</td> <td>5825.00</td> <td>107.34</td> <td>-----</td> <td>-----</td> <td>96.94</td> <td>35.74</td> <td>11.37</td> <td>36.71</td> <td>0.00</td> <td>119</td> <td>241</td> <td>PEAK</td> </tr> </tbody> </table>	Peak	Freq (MHz)	Level (dBuV/m)	Limit (dBuV/m)	Line Margin (dB)	Read Level (dBuV)	Ant Factor (dB/m)	Cable Loss (dB)	Preamp Gain (dB)	Aux Factor (dB)	APos (dB)	TPos (deg)	Remark	1	5825.00	107.34	-----	-----	96.94	35.74	11.37	36.71	0.00	119	241	PEAK
Peak	Freq (MHz)	Level (dBuV/m)	Limit (dBuV/m)	Line Margin (dB)	Read Level (dBuV)	Ant Factor (dB/m)	Cable Loss (dB)	Preamp Gain (dB)	Aux Factor (dB)	APos (dB)	TPos (deg)	Remark																																																																																	
1	5850.13	55.23	122.01	-66.78	44.77	35.76	11.39	36.69	0.00	119	241	PEAK																																																																																	
2	5863.75	53.70	108.45	-54.75	43.24	35.76	11.39	36.69	0.00	119	241	PEAK																																																																																	
3	5880.75	52.71	101.03	-48.32	42.22	35.77	11.40	36.68	0.00	119	241	PEAK																																																																																	
4	5938.63	51.10	68.30	-17.20	40.56	35.76	11.43	36.65	0.00	119	241	PEAK																																																																																	
Peak	Freq (MHz)	Level (dBuV/m)	Limit (dBuV/m)	Line Margin (dB)	Read Level (dBuV)	Ant Factor (dB/m)	Cable Loss (dB)	Preamp Gain (dB)	Aux Factor (dB)	APos (dB)	TPos (deg)	Remark																																																																																	
1	5825.00	107.34	-----	-----	96.94	35.74	11.37	36.71	0.00	119	241	PEAK																																																																																	
Avg	NA	 <table border="1"> <thead> <tr> <th>Peak</th> <th>Freq (MHz)</th> <th>Level (dBuV/m)</th> <th>Limit (dBuV/m)</th> <th>Line Margin (dB)</th> <th>Read Level (dBuV)</th> <th>Ant Factor (dB/m)</th> <th>Cable Loss (dB)</th> <th>Preamp Gain (dB)</th> <th>Aux Factor (dB)</th> <th>APos (dB)</th> <th>TPos (deg)</th> <th>Remark</th> </tr> </thead> <tbody> <tr> <td>1</td> <td>5825.00</td> <td>99.47</td> <td>122.30</td> <td>-22.83</td> <td>89.07</td> <td>35.74</td> <td>11.37</td> <td>36.71</td> <td>0.00</td> <td>119</td> <td>241</td> <td>AVERAGE</td> </tr> </tbody> </table>	Peak	Freq (MHz)	Level (dBuV/m)	Limit (dBuV/m)	Line Margin (dB)	Read Level (dBuV)	Ant Factor (dB/m)	Cable Loss (dB)	Preamp Gain (dB)	Aux Factor (dB)	APos (dB)	TPos (deg)	Remark	1	5825.00	99.47	122.30	-22.83	89.07	35.74	11.37	36.71	0.00	119	241	AVERAGE																																																																	
Peak	Freq (MHz)	Level (dBuV/m)	Limit (dBuV/m)	Line Margin (dB)	Read Level (dBuV)	Ant Factor (dB/m)	Cable Loss (dB)	Preamp Gain (dB)	Aux Factor (dB)	APos (dB)	TPos (deg)	Remark																																																																																	
1	5825.00	99.47	122.30	-22.83	89.07	35.74	11.37	36.71	0.00	119	241	AVERAGE																																																																																	

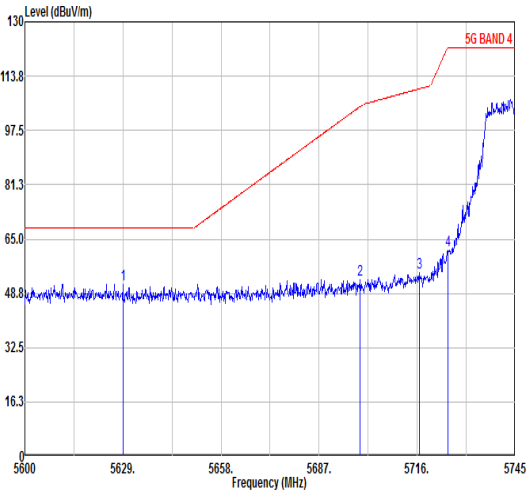
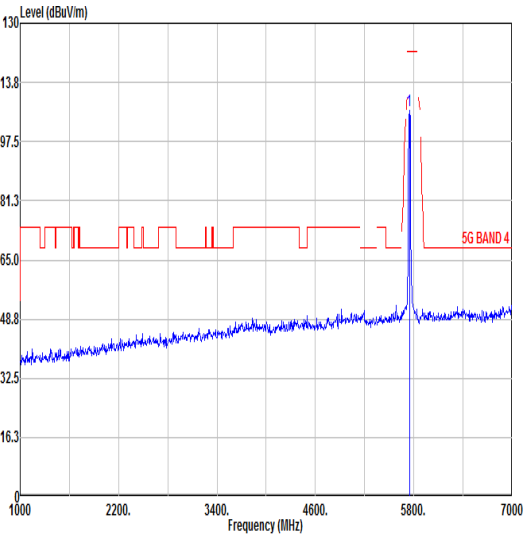
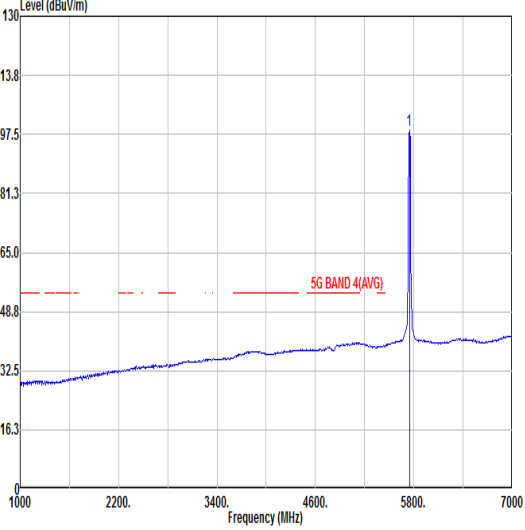


Mode	3																																																																																												
	Band Edge																																																																																												
	U-NII-3_5.725-5.85_802.11a_CH165_5825MHz																																																																																												
Pol.	Vertical	Fundamental																																																																																											
Peak	 <table border="1"> <thead> <tr> <th>Peak #</th> <th>Freq (MHz)</th> <th>Level (dBuV/m)</th> <th>Limit (dBuV/m)</th> <th>Line Margin (dB)</th> <th>Read Level (dBuV)</th> <th>Ant Factor (dB/m)</th> <th>Cable Loss (dB)</th> <th>Preamp Factor (dB)</th> <th>Aux Factor (dB)</th> <th>APos (cm)</th> <th>TPos (deg)</th> <th>Remark</th> </tr> </thead> <tbody> <tr> <td>1</td> <td>5850.25</td> <td>52.76</td> <td>121.73</td> <td>-68.97</td> <td>42.30</td> <td>35.76</td> <td>11.39</td> <td>36.69</td> <td>0.00</td> <td>100</td> <td>131</td> <td>PEAK</td> </tr> <tr> <td>2</td> <td>5856.50</td> <td>52.25</td> <td>110.48</td> <td>-58.23</td> <td>41.79</td> <td>35.76</td> <td>11.39</td> <td>36.69</td> <td>0.00</td> <td>100</td> <td>131</td> <td>PEAK</td> </tr> <tr> <td>3</td> <td>5877.25</td> <td>52.02</td> <td>103.63</td> <td>-51.61</td> <td>41.53</td> <td>35.77</td> <td>11.40</td> <td>36.68</td> <td>0.00</td> <td>100</td> <td>131</td> <td>PEAK</td> </tr> <tr> <td>4</td> <td>5942.13</td> <td>52.33</td> <td>68.30</td> <td>-15.97</td> <td>41.78</td> <td>35.76</td> <td>11.44</td> <td>36.65</td> <td>0.00</td> <td>100</td> <td>131</td> <td>PEAK</td> </tr> </tbody> </table>	Peak #	Freq (MHz)	Level (dBuV/m)	Limit (dBuV/m)	Line Margin (dB)	Read Level (dBuV)	Ant Factor (dB/m)	Cable Loss (dB)	Preamp Factor (dB)	Aux Factor (dB)	APos (cm)	TPos (deg)	Remark	1	5850.25	52.76	121.73	-68.97	42.30	35.76	11.39	36.69	0.00	100	131	PEAK	2	5856.50	52.25	110.48	-58.23	41.79	35.76	11.39	36.69	0.00	100	131	PEAK	3	5877.25	52.02	103.63	-51.61	41.53	35.77	11.40	36.68	0.00	100	131	PEAK	4	5942.13	52.33	68.30	-15.97	41.78	35.76	11.44	36.65	0.00	100	131	PEAK	 <table border="1"> <thead> <tr> <th>Peak #</th> <th>Freq (MHz)</th> <th>Level (dBuV/m)</th> <th>Limit (dBuV/m)</th> <th>Line Margin (dB)</th> <th>Read Level (dBuV)</th> <th>Ant Factor (dB/m)</th> <th>Cable Loss (dB)</th> <th>Preamp Factor (dB)</th> <th>Aux Factor (dB)</th> <th>APos (cm)</th> <th>TPos (deg)</th> <th>Remark</th> </tr> </thead> <tbody> <tr> <td>1</td> <td>5825.00</td> <td>103.30</td> <td>-</td> <td>-</td> <td>92.90</td> <td>35.74</td> <td>11.37</td> <td>36.71</td> <td>0.00</td> <td>100</td> <td>131</td> <td>PEAK</td> </tr> </tbody> </table>	Peak #	Freq (MHz)	Level (dBuV/m)	Limit (dBuV/m)	Line Margin (dB)	Read Level (dBuV)	Ant Factor (dB/m)	Cable Loss (dB)	Preamp Factor (dB)	Aux Factor (dB)	APos (cm)	TPos (deg)	Remark	1	5825.00	103.30	-	-	92.90	35.74	11.37	36.71	0.00	100	131	PEAK
Peak #	Freq (MHz)	Level (dBuV/m)	Limit (dBuV/m)	Line Margin (dB)	Read Level (dBuV)	Ant Factor (dB/m)	Cable Loss (dB)	Preamp Factor (dB)	Aux Factor (dB)	APos (cm)	TPos (deg)	Remark																																																																																	
1	5850.25	52.76	121.73	-68.97	42.30	35.76	11.39	36.69	0.00	100	131	PEAK																																																																																	
2	5856.50	52.25	110.48	-58.23	41.79	35.76	11.39	36.69	0.00	100	131	PEAK																																																																																	
3	5877.25	52.02	103.63	-51.61	41.53	35.77	11.40	36.68	0.00	100	131	PEAK																																																																																	
4	5942.13	52.33	68.30	-15.97	41.78	35.76	11.44	36.65	0.00	100	131	PEAK																																																																																	
Peak #	Freq (MHz)	Level (dBuV/m)	Limit (dBuV/m)	Line Margin (dB)	Read Level (dBuV)	Ant Factor (dB/m)	Cable Loss (dB)	Preamp Factor (dB)	Aux Factor (dB)	APos (cm)	TPos (deg)	Remark																																																																																	
1	5825.00	103.30	-	-	92.90	35.74	11.37	36.71	0.00	100	131	PEAK																																																																																	
Avg	NA	 <table border="1"> <thead> <tr> <th>Peak #</th> <th>Freq (MHz)</th> <th>Level (dBuV/m)</th> <th>Limit (dBuV/m)</th> <th>Line Margin (dB)</th> <th>Read Level (dBuV)</th> <th>Ant Factor (dB/m)</th> <th>Cable Loss (dB)</th> <th>Preamp Factor (dB)</th> <th>Aux Factor (dB)</th> <th>APos (cm)</th> <th>TPos (deg)</th> <th>Remark</th> </tr> </thead> <tbody> <tr> <td>1</td> <td>5825.00</td> <td>95.55</td> <td>122.30</td> <td>-26.75</td> <td>85.15</td> <td>35.74</td> <td>11.37</td> <td>36.71</td> <td>0.00</td> <td>100</td> <td>131</td> <td>AVERAGE</td> </tr> </tbody> </table>	Peak #	Freq (MHz)	Level (dBuV/m)	Limit (dBuV/m)	Line Margin (dB)	Read Level (dBuV)	Ant Factor (dB/m)	Cable Loss (dB)	Preamp Factor (dB)	Aux Factor (dB)	APos (cm)	TPos (deg)	Remark	1	5825.00	95.55	122.30	-26.75	85.15	35.74	11.37	36.71	0.00	100	131	AVERAGE																																																																	
Peak #	Freq (MHz)	Level (dBuV/m)	Limit (dBuV/m)	Line Margin (dB)	Read Level (dBuV)	Ant Factor (dB/m)	Cable Loss (dB)	Preamp Factor (dB)	Aux Factor (dB)	APos (cm)	TPos (deg)	Remark																																																																																	
1	5825.00	95.55	122.30	-26.75	85.15	35.74	11.37	36.71	0.00	100	131	AVERAGE																																																																																	



Mode	3																																																																																																																																					
	Harmonic																																																																																																																																					
	U-NII-3_5.725-5.85_802.11a_CH165_5825MHz																																																																																																																																					
Pol.	Horizontal	Vertical																																																																																																																																				
Peak	 <p>Level (dBuV/m) vs Frequency (MHz) for Horizontal polarization. The plot shows a red line for 5G BAND 4 and a blue line for 5G BAND 4(AVG). Two peaks are marked with blue vertical lines and numbered 1 and 2.</p> <table border="1"> <thead> <tr> <th>Limit</th> <th>Read</th> <th>Ant</th> <th>Cable</th> <th>Preamp</th> <th>Aux</th> <th>APos</th> <th>TPos</th> <th>Remark</th> </tr> <tr> <th>Freq</th> <th>Level</th> <th>Line</th> <th>Margin</th> <th>Level</th> <th>Factor</th> <th>Loss</th> <th>Factor</th> <th>Factor</th> </tr> <tr> <th>MHz</th> <th>dBuV/m</th> <th>dBuV/m</th> <th>dB</th> <th>dBuV</th> <th>dB/m</th> <th>dB</th> <th>dB</th> <th>dB</th> </tr> </thead> <tbody> <tr> <td>1</td> <td>7766.71</td> <td>43.13</td> <td>68.30</td> <td>-25.17</td> <td>57.04</td> <td>36.76</td> <td>13.15</td> <td>63.82</td> <td>0.00</td> <td>300</td> <td>360</td> <td>PEAK</td> </tr> <tr> <td>2</td> <td>11650.00</td> <td>44.79</td> <td>74.00</td> <td>-29.21</td> <td>51.75</td> <td>38.71</td> <td>16.31</td> <td>61.98</td> <td>0.00</td> <td>300</td> <td>360</td> <td>PEAK</td> </tr> <tr> <td>3</td> <td>11650.00</td> <td>42.69</td> <td>54.00</td> <td>-11.31</td> <td>49.65</td> <td>38.71</td> <td>16.31</td> <td>61.98</td> <td>0.00</td> <td>300</td> <td>360</td> <td>AVERAGE</td> </tr> </tbody> </table>	Limit	Read	Ant	Cable	Preamp	Aux	APos	TPos	Remark	Freq	Level	Line	Margin	Level	Factor	Loss	Factor	Factor	MHz	dBuV/m	dBuV/m	dB	dBuV	dB/m	dB	dB	dB	1	7766.71	43.13	68.30	-25.17	57.04	36.76	13.15	63.82	0.00	300	360	PEAK	2	11650.00	44.79	74.00	-29.21	51.75	38.71	16.31	61.98	0.00	300	360	PEAK	3	11650.00	42.69	54.00	-11.31	49.65	38.71	16.31	61.98	0.00	300	360	AVERAGE	 <p>Level (dBuV/m) vs Frequency (MHz) for Vertical polarization. The plot shows a red line for 5G BAND 4 and a blue line for 5G BAND 4(AVG). Two peaks are marked with blue vertical lines and numbered 1 and 2.</p> <table border="1"> <thead> <tr> <th>Limit</th> <th>Read</th> <th>Ant</th> <th>Cable</th> <th>Preamp</th> <th>Aux</th> <th>APos</th> <th>TPos</th> <th>Remark</th> </tr> <tr> <th>Freq</th> <th>Level</th> <th>Line</th> <th>Margin</th> <th>Level</th> <th>Factor</th> <th>Loss</th> <th>Factor</th> <th>Factor</th> </tr> <tr> <th>MHz</th> <th>dBuV/m</th> <th>dBuV/m</th> <th>dB</th> <th>dBuV</th> <th>dB/m</th> <th>dB</th> <th>dB</th> <th>dB</th> </tr> </thead> <tbody> <tr> <td>1</td> <td>7766.71</td> <td>43.93</td> <td>68.30</td> <td>-24.37</td> <td>57.84</td> <td>36.76</td> <td>13.15</td> <td>63.82</td> <td>0.00</td> <td>100</td> <td>360</td> <td>PEAK</td> </tr> <tr> <td>2</td> <td>11650.00</td> <td>47.60</td> <td>74.00</td> <td>-26.40</td> <td>54.56</td> <td>38.71</td> <td>16.31</td> <td>61.98</td> <td>0.00</td> <td>100</td> <td>356</td> <td>PEAK</td> </tr> <tr> <td>3</td> <td>11650.00</td> <td>46.13</td> <td>54.00</td> <td>-7.87</td> <td>53.09</td> <td>38.71</td> <td>16.31</td> <td>61.98</td> <td>0.00</td> <td>100</td> <td>356</td> <td>AVERAGE</td> </tr> </tbody> </table>	Limit	Read	Ant	Cable	Preamp	Aux	APos	TPos	Remark	Freq	Level	Line	Margin	Level	Factor	Loss	Factor	Factor	MHz	dBuV/m	dBuV/m	dB	dBuV	dB/m	dB	dB	dB	1	7766.71	43.93	68.30	-24.37	57.84	36.76	13.15	63.82	0.00	100	360	PEAK	2	11650.00	47.60	74.00	-26.40	54.56	38.71	16.31	61.98	0.00	100	356	PEAK	3	11650.00	46.13	54.00	-7.87	53.09	38.71	16.31	61.98	0.00	100	356	AVERAGE
Limit	Read	Ant	Cable	Preamp	Aux	APos	TPos	Remark																																																																																																																														
Freq	Level	Line	Margin	Level	Factor	Loss	Factor	Factor																																																																																																																														
MHz	dBuV/m	dBuV/m	dB	dBuV	dB/m	dB	dB	dB																																																																																																																														
1	7766.71	43.13	68.30	-25.17	57.04	36.76	13.15	63.82	0.00	300	360	PEAK																																																																																																																										
2	11650.00	44.79	74.00	-29.21	51.75	38.71	16.31	61.98	0.00	300	360	PEAK																																																																																																																										
3	11650.00	42.69	54.00	-11.31	49.65	38.71	16.31	61.98	0.00	300	360	AVERAGE																																																																																																																										
Limit	Read	Ant	Cable	Preamp	Aux	APos	TPos	Remark																																																																																																																														
Freq	Level	Line	Margin	Level	Factor	Loss	Factor	Factor																																																																																																																														
MHz	dBuV/m	dBuV/m	dB	dBuV	dB/m	dB	dB	dB																																																																																																																														
1	7766.71	43.93	68.30	-24.37	57.84	36.76	13.15	63.82	0.00	100	360	PEAK																																																																																																																										
2	11650.00	47.60	74.00	-26.40	54.56	38.71	16.31	61.98	0.00	100	356	PEAK																																																																																																																										
3	11650.00	46.13	54.00	-7.87	53.09	38.71	16.31	61.98	0.00	100	356	AVERAGE																																																																																																																										
Avg	 <p>Level (dBuV/m) vs Frequency (MHz) for Horizontal polarization. The plot shows a red line for 5G BAND 4 and a blue line for 5G BAND 4(AVG). Two peaks are marked with blue vertical lines and numbered 1 and 2.</p> <table border="1"> <thead> <tr> <th>Limit</th> <th>Read</th> <th>Ant</th> <th>Cable</th> <th>Preamp</th> <th>Aux</th> <th>APos</th> <th>TPos</th> <th>Remark</th> </tr> <tr> <th>Freq</th> <th>Level</th> <th>Line</th> <th>Margin</th> <th>Level</th> <th>Factor</th> <th>Loss</th> <th>Factor</th> <th>Factor</th> </tr> <tr> <th>MHz</th> <th>dBuV/m</th> <th>dBuV/m</th> <th>dB</th> <th>dBuV</th> <th>dB/m</th> <th>dB</th> <th>dB</th> <th>dB</th> </tr> </thead> <tbody> <tr> <td>1</td> <td>7766.71</td> <td>43.13</td> <td>68.30</td> <td>-25.17</td> <td>57.04</td> <td>36.76</td> <td>13.15</td> <td>63.82</td> <td>0.00</td> <td>300</td> <td>360</td> <td>PEAK</td> </tr> <tr> <td>2</td> <td>11650.00</td> <td>44.79</td> <td>74.00</td> <td>-29.21</td> <td>51.75</td> <td>38.71</td> <td>16.31</td> <td>61.98</td> <td>0.00</td> <td>300</td> <td>360</td> <td>PEAK</td> </tr> <tr> <td>3</td> <td>11650.00</td> <td>42.69</td> <td>54.00</td> <td>-11.31</td> <td>49.65</td> <td>38.71</td> <td>16.31</td> <td>61.98</td> <td>0.00</td> <td>300</td> <td>360</td> <td>AVERAGE</td> </tr> </tbody> </table>	Limit	Read	Ant	Cable	Preamp	Aux	APos	TPos	Remark	Freq	Level	Line	Margin	Level	Factor	Loss	Factor	Factor	MHz	dBuV/m	dBuV/m	dB	dBuV	dB/m	dB	dB	dB	1	7766.71	43.13	68.30	-25.17	57.04	36.76	13.15	63.82	0.00	300	360	PEAK	2	11650.00	44.79	74.00	-29.21	51.75	38.71	16.31	61.98	0.00	300	360	PEAK	3	11650.00	42.69	54.00	-11.31	49.65	38.71	16.31	61.98	0.00	300	360	AVERAGE	 <p>Level (dBuV/m) vs Frequency (MHz) for Vertical polarization. The plot shows a red line for 5G BAND 4 and a blue line for 5G BAND 4(AVG). Two peaks are marked with blue vertical lines and numbered 1 and 2.</p> <table border="1"> <thead> <tr> <th>Limit</th> <th>Read</th> <th>Ant</th> <th>Cable</th> <th>Preamp</th> <th>Aux</th> <th>APos</th> <th>TPos</th> <th>Remark</th> </tr> <tr> <th>Freq</th> <th>Level</th> <th>Line</th> <th>Margin</th> <th>Level</th> <th>Factor</th> <th>Loss</th> <th>Factor</th> <th>Factor</th> </tr> <tr> <th>MHz</th> <th>dBuV/m</th> <th>dBuV/m</th> <th>dB</th> <th>dBuV</th> <th>dB/m</th> <th>dB</th> <th>dB</th> <th>dB</th> </tr> </thead> <tbody> <tr> <td>1</td> <td>7766.71</td> <td>43.93</td> <td>68.30</td> <td>-24.37</td> <td>57.84</td> <td>36.76</td> <td>13.15</td> <td>63.82</td> <td>0.00</td> <td>100</td> <td>360</td> <td>PEAK</td> </tr> <tr> <td>2</td> <td>11650.00</td> <td>47.60</td> <td>74.00</td> <td>-26.40</td> <td>54.56</td> <td>38.71</td> <td>16.31</td> <td>61.98</td> <td>0.00</td> <td>100</td> <td>356</td> <td>PEAK</td> </tr> <tr> <td>3</td> <td>11650.00</td> <td>46.13</td> <td>54.00</td> <td>-7.87</td> <td>53.09</td> <td>38.71</td> <td>16.31</td> <td>61.98</td> <td>0.00</td> <td>100</td> <td>356</td> <td>AVERAGE</td> </tr> </tbody> </table>	Limit	Read	Ant	Cable	Preamp	Aux	APos	TPos	Remark	Freq	Level	Line	Margin	Level	Factor	Loss	Factor	Factor	MHz	dBuV/m	dBuV/m	dB	dBuV	dB/m	dB	dB	dB	1	7766.71	43.93	68.30	-24.37	57.84	36.76	13.15	63.82	0.00	100	360	PEAK	2	11650.00	47.60	74.00	-26.40	54.56	38.71	16.31	61.98	0.00	100	356	PEAK	3	11650.00	46.13	54.00	-7.87	53.09	38.71	16.31	61.98	0.00	100	356	AVERAGE
Limit	Read	Ant	Cable	Preamp	Aux	APos	TPos	Remark																																																																																																																														
Freq	Level	Line	Margin	Level	Factor	Loss	Factor	Factor																																																																																																																														
MHz	dBuV/m	dBuV/m	dB	dBuV	dB/m	dB	dB	dB																																																																																																																														
1	7766.71	43.13	68.30	-25.17	57.04	36.76	13.15	63.82	0.00	300	360	PEAK																																																																																																																										
2	11650.00	44.79	74.00	-29.21	51.75	38.71	16.31	61.98	0.00	300	360	PEAK																																																																																																																										
3	11650.00	42.69	54.00	-11.31	49.65	38.71	16.31	61.98	0.00	300	360	AVERAGE																																																																																																																										
Limit	Read	Ant	Cable	Preamp	Aux	APos	TPos	Remark																																																																																																																														
Freq	Level	Line	Margin	Level	Factor	Loss	Factor	Factor																																																																																																																														
MHz	dBuV/m	dBuV/m	dB	dBuV	dB/m	dB	dB	dB																																																																																																																														
1	7766.71	43.93	68.30	-24.37	57.84	36.76	13.15	63.82	0.00	100	360	PEAK																																																																																																																										
2	11650.00	47.60	74.00	-26.40	54.56	38.71	16.31	61.98	0.00	100	356	PEAK																																																																																																																										
3	11650.00	46.13	54.00	-7.87	53.09	38.71	16.31	61.98	0.00	100	356	AVERAGE																																																																																																																										



Mode	4																																																																																												
	Band Edge																																																																																												
	U-NII-3_5.725-5.85_802.11ac VHT20_CH149_Full_5745MHz																																																																																												
Pol.	Horizontal	Fundamental																																																																																											
Peak	 <table border="1"> <thead> <tr> <th>Peak</th> <th>Freq (MHz)</th> <th>Level (dBuV/m)</th> <th>Limit (dBuV/m)</th> <th>Line Margin (dB)</th> <th>Read Level (dBuV)</th> <th>Ant Factor (dB/m)</th> <th>Cable Loss (dB)</th> <th>Preamp Factor (dB)</th> <th>Aux Factor (dB)</th> <th>APos (cm)</th> <th>TPos (deg)</th> <th>Remark</th> </tr> </thead> <tbody> <tr> <td>1</td> <td>5629.00</td> <td>51.56</td> <td>68.30</td> <td>-16.74</td> <td>41.72</td> <td>35.49</td> <td>11.16</td> <td>36.81</td> <td>0.00</td> <td>100</td> <td>237</td> <td>PEAK</td> </tr> <tr> <td>2</td> <td>5699.18</td> <td>52.96</td> <td>104.70</td> <td>-51.74</td> <td>42.94</td> <td>35.58</td> <td>11.23</td> <td>36.79</td> <td>0.00</td> <td>100</td> <td>237</td> <td>PEAK</td> </tr> <tr> <td>3</td> <td>5716.58</td> <td>55.09</td> <td>109.94</td> <td>-54.85</td> <td>45.02</td> <td>35.60</td> <td>11.25</td> <td>36.78</td> <td>0.00</td> <td>100</td> <td>237</td> <td>PEAK</td> </tr> <tr> <td>4</td> <td>5724.99</td> <td>61.52</td> <td>122.28</td> <td>-60.76</td> <td>51.41</td> <td>35.62</td> <td>11.26</td> <td>36.77</td> <td>0.00</td> <td>100</td> <td>237</td> <td>PEAK</td> </tr> </tbody> </table>	Peak	Freq (MHz)	Level (dBuV/m)	Limit (dBuV/m)	Line Margin (dB)	Read Level (dBuV)	Ant Factor (dB/m)	Cable Loss (dB)	Preamp Factor (dB)	Aux Factor (dB)	APos (cm)	TPos (deg)	Remark	1	5629.00	51.56	68.30	-16.74	41.72	35.49	11.16	36.81	0.00	100	237	PEAK	2	5699.18	52.96	104.70	-51.74	42.94	35.58	11.23	36.79	0.00	100	237	PEAK	3	5716.58	55.09	109.94	-54.85	45.02	35.60	11.25	36.78	0.00	100	237	PEAK	4	5724.99	61.52	122.28	-60.76	51.41	35.62	11.26	36.77	0.00	100	237	PEAK	 <table border="1"> <thead> <tr> <th>Peak</th> <th>Freq (MHz)</th> <th>Level (dBuV/m)</th> <th>Limit (dBuV/m)</th> <th>Line Margin (dB)</th> <th>Read Level (dBuV)</th> <th>Ant Factor (dB/m)</th> <th>Cable Loss (dB)</th> <th>Preamp Factor (dB)</th> <th>Aux Factor (dB)</th> <th>APos (cm)</th> <th>TPos (deg)</th> <th>Remark</th> </tr> </thead> <tbody> <tr> <td>1</td> <td>5745.00</td> <td>106.14</td> <td>-----</td> <td>-----</td> <td>95.96</td> <td>35.65</td> <td>11.29</td> <td>36.76</td> <td>0.00</td> <td>100</td> <td>237</td> <td>PEAK</td> </tr> </tbody> </table>	Peak	Freq (MHz)	Level (dBuV/m)	Limit (dBuV/m)	Line Margin (dB)	Read Level (dBuV)	Ant Factor (dB/m)	Cable Loss (dB)	Preamp Factor (dB)	Aux Factor (dB)	APos (cm)	TPos (deg)	Remark	1	5745.00	106.14	-----	-----	95.96	35.65	11.29	36.76	0.00	100	237	PEAK
Peak	Freq (MHz)	Level (dBuV/m)	Limit (dBuV/m)	Line Margin (dB)	Read Level (dBuV)	Ant Factor (dB/m)	Cable Loss (dB)	Preamp Factor (dB)	Aux Factor (dB)	APos (cm)	TPos (deg)	Remark																																																																																	
1	5629.00	51.56	68.30	-16.74	41.72	35.49	11.16	36.81	0.00	100	237	PEAK																																																																																	
2	5699.18	52.96	104.70	-51.74	42.94	35.58	11.23	36.79	0.00	100	237	PEAK																																																																																	
3	5716.58	55.09	109.94	-54.85	45.02	35.60	11.25	36.78	0.00	100	237	PEAK																																																																																	
4	5724.99	61.52	122.28	-60.76	51.41	35.62	11.26	36.77	0.00	100	237	PEAK																																																																																	
Peak	Freq (MHz)	Level (dBuV/m)	Limit (dBuV/m)	Line Margin (dB)	Read Level (dBuV)	Ant Factor (dB/m)	Cable Loss (dB)	Preamp Factor (dB)	Aux Factor (dB)	APos (cm)	TPos (deg)	Remark																																																																																	
1	5745.00	106.14	-----	-----	95.96	35.65	11.29	36.76	0.00	100	237	PEAK																																																																																	
Avg	NA	 <table border="1"> <thead> <tr> <th>Peak</th> <th>Freq (MHz)</th> <th>Level (dBuV/m)</th> <th>Limit (dBuV/m)</th> <th>Line Margin (dB)</th> <th>Read Level (dBuV)</th> <th>Ant Factor (dB/m)</th> <th>Cable Loss (dB)</th> <th>Preamp Factor (dB)</th> <th>Aux Factor (dB)</th> <th>APos (cm)</th> <th>TPos (deg)</th> <th>Remark</th> </tr> </thead> <tbody> <tr> <td>1</td> <td>5745.00</td> <td>98.59</td> <td>122.30</td> <td>-23.71</td> <td>88.41</td> <td>35.65</td> <td>11.29</td> <td>36.76</td> <td>0.00</td> <td>100</td> <td>237</td> <td>AVERAGE</td> </tr> </tbody> </table>	Peak	Freq (MHz)	Level (dBuV/m)	Limit (dBuV/m)	Line Margin (dB)	Read Level (dBuV)	Ant Factor (dB/m)	Cable Loss (dB)	Preamp Factor (dB)	Aux Factor (dB)	APos (cm)	TPos (deg)	Remark	1	5745.00	98.59	122.30	-23.71	88.41	35.65	11.29	36.76	0.00	100	237	AVERAGE																																																																	
Peak	Freq (MHz)	Level (dBuV/m)	Limit (dBuV/m)	Line Margin (dB)	Read Level (dBuV)	Ant Factor (dB/m)	Cable Loss (dB)	Preamp Factor (dB)	Aux Factor (dB)	APos (cm)	TPos (deg)	Remark																																																																																	
1	5745.00	98.59	122.30	-23.71	88.41	35.65	11.29	36.76	0.00	100	237	AVERAGE																																																																																	



Mode	4																																																																																												
	Band Edge																																																																																												
	U-NII-3_5.725-5.85_802.11ac VHT20_CH149_Full_5745MHz																																																																																												
Pol.	Vertical	Fundamental																																																																																											
Peak	<table border="1"> <thead> <tr> <th>Peak #</th> <th>Freq (MHz)</th> <th>Level (dBuV/m)</th> <th>Limit (dBuV/m)</th> <th>Line Margin (dB)</th> <th>Read Level (dBuV)</th> <th>Ant Factor (dB/m)</th> <th>Cable Loss (dB)</th> <th>Preamp Factor (dB)</th> <th>Aux Factor (dB)</th> <th>APos (cm)</th> <th>TPos (deg)</th> <th>Remark</th> </tr> </thead> <tbody> <tr> <td>1</td> <td>5686.24</td> <td>51.62</td> <td>68.30</td> <td>-16.68</td> <td>41.84</td> <td>35.46</td> <td>11.14</td> <td>36.82</td> <td>0.00</td> <td>395</td> <td>188</td> <td>PEAK</td> </tr> <tr> <td>2</td> <td>5695.27</td> <td>51.09</td> <td>101.81</td> <td>-50.72</td> <td>41.08</td> <td>35.57</td> <td>11.23</td> <td>36.79</td> <td>0.00</td> <td>395</td> <td>188</td> <td>PEAK</td> </tr> <tr> <td>3</td> <td>5718.90</td> <td>52.94</td> <td>110.59</td> <td>-57.65</td> <td>42.86</td> <td>35.61</td> <td>11.25</td> <td>36.78</td> <td>0.00</td> <td>395</td> <td>188</td> <td>PEAK</td> </tr> <tr> <td>4</td> <td>5724.85</td> <td>56.42</td> <td>121.95</td> <td>-65.53</td> <td>46.31</td> <td>35.62</td> <td>11.26</td> <td>36.77</td> <td>0.00</td> <td>395</td> <td>188</td> <td>PEAK</td> </tr> </tbody> </table>	Peak #	Freq (MHz)	Level (dBuV/m)	Limit (dBuV/m)	Line Margin (dB)	Read Level (dBuV)	Ant Factor (dB/m)	Cable Loss (dB)	Preamp Factor (dB)	Aux Factor (dB)	APos (cm)	TPos (deg)	Remark	1	5686.24	51.62	68.30	-16.68	41.84	35.46	11.14	36.82	0.00	395	188	PEAK	2	5695.27	51.09	101.81	-50.72	41.08	35.57	11.23	36.79	0.00	395	188	PEAK	3	5718.90	52.94	110.59	-57.65	42.86	35.61	11.25	36.78	0.00	395	188	PEAK	4	5724.85	56.42	121.95	-65.53	46.31	35.62	11.26	36.77	0.00	395	188	PEAK	<table border="1"> <thead> <tr> <th>Peak #</th> <th>Freq (MHz)</th> <th>Level (dBuV/m)</th> <th>Limit (dBuV/m)</th> <th>Line Margin (dB)</th> <th>Read Level (dBuV)</th> <th>Ant Factor (dB/m)</th> <th>Cable Loss (dB)</th> <th>Preamp Factor (dB)</th> <th>Aux Factor (dB)</th> <th>APos (cm)</th> <th>TPos (deg)</th> <th>Remark</th> </tr> </thead> <tbody> <tr> <td>1</td> <td>5745.00</td> <td>102.64</td> <td>-----</td> <td>-----</td> <td>92.46</td> <td>35.65</td> <td>11.29</td> <td>36.76</td> <td>0.00</td> <td>395</td> <td>188</td> <td>PEAK</td> </tr> </tbody> </table>	Peak #	Freq (MHz)	Level (dBuV/m)	Limit (dBuV/m)	Line Margin (dB)	Read Level (dBuV)	Ant Factor (dB/m)	Cable Loss (dB)	Preamp Factor (dB)	Aux Factor (dB)	APos (cm)	TPos (deg)	Remark	1	5745.00	102.64	-----	-----	92.46	35.65	11.29	36.76	0.00	395	188	PEAK
Peak #	Freq (MHz)	Level (dBuV/m)	Limit (dBuV/m)	Line Margin (dB)	Read Level (dBuV)	Ant Factor (dB/m)	Cable Loss (dB)	Preamp Factor (dB)	Aux Factor (dB)	APos (cm)	TPos (deg)	Remark																																																																																	
1	5686.24	51.62	68.30	-16.68	41.84	35.46	11.14	36.82	0.00	395	188	PEAK																																																																																	
2	5695.27	51.09	101.81	-50.72	41.08	35.57	11.23	36.79	0.00	395	188	PEAK																																																																																	
3	5718.90	52.94	110.59	-57.65	42.86	35.61	11.25	36.78	0.00	395	188	PEAK																																																																																	
4	5724.85	56.42	121.95	-65.53	46.31	35.62	11.26	36.77	0.00	395	188	PEAK																																																																																	
Peak #	Freq (MHz)	Level (dBuV/m)	Limit (dBuV/m)	Line Margin (dB)	Read Level (dBuV)	Ant Factor (dB/m)	Cable Loss (dB)	Preamp Factor (dB)	Aux Factor (dB)	APos (cm)	TPos (deg)	Remark																																																																																	
1	5745.00	102.64	-----	-----	92.46	35.65	11.29	36.76	0.00	395	188	PEAK																																																																																	
Avg	NA	<table border="1"> <thead> <tr> <th>Peak #</th> <th>Freq (MHz)</th> <th>Level (dBuV/m)</th> <th>Limit (dBuV/m)</th> <th>Line Margin (dB)</th> <th>Read Level (dBuV)</th> <th>Ant Factor (dB/m)</th> <th>Cable Loss (dB)</th> <th>Preamp Factor (dB)</th> <th>Aux Factor (dB)</th> <th>APos (cm)</th> <th>TPos (deg)</th> <th>Remark</th> </tr> </thead> <tbody> <tr> <td>1</td> <td>5745.00</td> <td>94.56</td> <td>122.30</td> <td>-27.74</td> <td>84.38</td> <td>35.65</td> <td>11.29</td> <td>36.76</td> <td>0.00</td> <td>395</td> <td>188</td> <td>AVERAGE</td> </tr> </tbody> </table>	Peak #	Freq (MHz)	Level (dBuV/m)	Limit (dBuV/m)	Line Margin (dB)	Read Level (dBuV)	Ant Factor (dB/m)	Cable Loss (dB)	Preamp Factor (dB)	Aux Factor (dB)	APos (cm)	TPos (deg)	Remark	1	5745.00	94.56	122.30	-27.74	84.38	35.65	11.29	36.76	0.00	395	188	AVERAGE																																																																	
Peak #	Freq (MHz)	Level (dBuV/m)	Limit (dBuV/m)	Line Margin (dB)	Read Level (dBuV)	Ant Factor (dB/m)	Cable Loss (dB)	Preamp Factor (dB)	Aux Factor (dB)	APos (cm)	TPos (deg)	Remark																																																																																	
1	5745.00	94.56	122.30	-27.74	84.38	35.65	11.29	36.76	0.00	395	188	AVERAGE																																																																																	

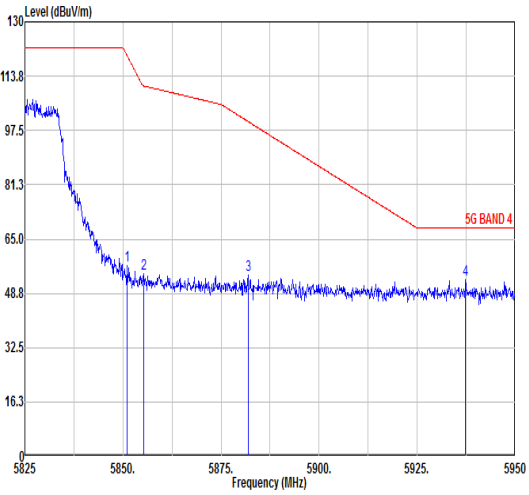
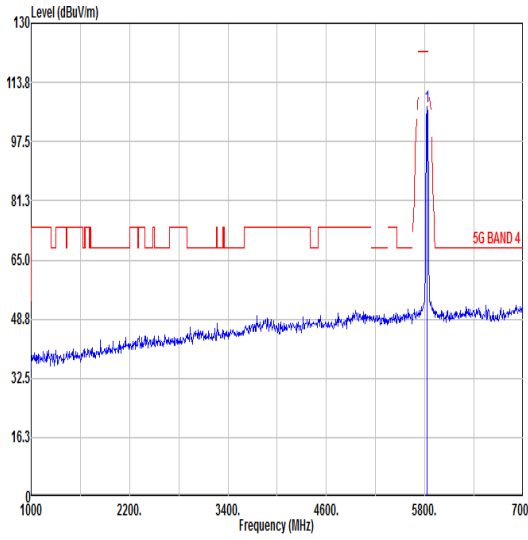
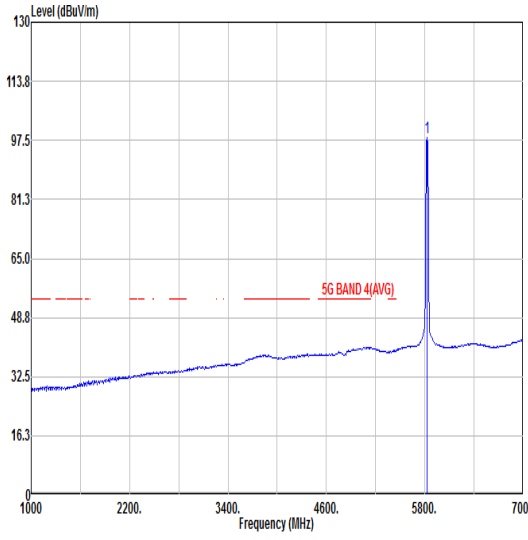


Mode	4																																																																																																																																																							
	Harmonic																																																																																																																																																							
	U-NII-3_5.725-5.85_802.11ac VHT20_CH149_Full_5745MHz																																																																																																																																																							
Pol.	Horizontal	Vertical																																																																																																																																																						
Peak Avg	<table border="1"> <thead> <tr> <th>Limit</th> <th>Read</th> <th>Ant</th> <th>Cable</th> <th>Preamp</th> <th>Aux</th> <th>APos</th> <th>TPos</th> <th>Remark</th> </tr> <tr> <th>Freq</th> <th>Level</th> <th>Line Margin</th> <th>Level</th> <th>Factor</th> <th>Loss Factor</th> <th>Factor</th> <th></th> <th></th> </tr> <tr> <th>MHz</th> <th>dBuV/m</th> <th>dB</th> <th>dBuV</th> <th>dB/m</th> <th>dB</th> <th>dB</th> <th>cm</th> <th>deg</th> </tr> </thead> <tbody> <tr> <td>1 7660.04</td> <td>46.42</td> <td>74.00</td> <td>-27.58</td> <td>60.50</td> <td>36.70</td> <td>13.10</td> <td>63.88</td> <td>0.00</td> <td>101</td> <td>108</td> <td>PEAK</td> </tr> <tr> <td>2 7660.04</td> <td>45.58</td> <td>54.00</td> <td>-8.42</td> <td>59.66</td> <td>36.70</td> <td>13.10</td> <td>63.88</td> <td>0.00</td> <td>101</td> <td>108</td> <td>AVERAGE</td> </tr> <tr> <td>3 11490.00</td> <td>45.03</td> <td>74.00</td> <td>-28.97</td> <td>52.21</td> <td>38.66</td> <td>16.20</td> <td>62.04</td> <td>0.00</td> <td>101</td> <td>108</td> <td>PEAK</td> </tr> <tr> <td>4 11490.00</td> <td>42.83</td> <td>54.00</td> <td>-11.17</td> <td>50.02</td> <td>38.66</td> <td>16.20</td> <td>62.05</td> <td>0.00</td> <td>101</td> <td>108</td> <td>AVERAGE</td> </tr> </tbody> </table>	Limit	Read	Ant	Cable	Preamp	Aux	APos	TPos	Remark	Freq	Level	Line Margin	Level	Factor	Loss Factor	Factor			MHz	dBuV/m	dB	dBuV	dB/m	dB	dB	cm	deg	1 7660.04	46.42	74.00	-27.58	60.50	36.70	13.10	63.88	0.00	101	108	PEAK	2 7660.04	45.58	54.00	-8.42	59.66	36.70	13.10	63.88	0.00	101	108	AVERAGE	3 11490.00	45.03	74.00	-28.97	52.21	38.66	16.20	62.04	0.00	101	108	PEAK	4 11490.00	42.83	54.00	-11.17	50.02	38.66	16.20	62.05	0.00	101	108	AVERAGE	<table border="1"> <thead> <tr> <th>Limit</th> <th>Read</th> <th>Ant</th> <th>Cable</th> <th>Preamp</th> <th>Aux</th> <th>APos</th> <th>TPos</th> <th>Remark</th> </tr> <tr> <th>Freq</th> <th>Level</th> <th>Line Margin</th> <th>Level</th> <th>Factor</th> <th>Loss Factor</th> <th>Factor</th> <th></th> <th></th> </tr> <tr> <th>MHz</th> <th>dBuV/m</th> <th>dB</th> <th>dBuV</th> <th>dB/m</th> <th>dB</th> <th>dB</th> <th>cm</th> <th>deg</th> </tr> </thead> <tbody> <tr> <td>1 7660.04</td> <td>46.42</td> <td>74.00</td> <td>-27.58</td> <td>60.50</td> <td>36.70</td> <td>13.10</td> <td>63.88</td> <td>0.00</td> <td>103</td> <td>235</td> <td>PEAK</td> </tr> <tr> <td>2 7660.04</td> <td>45.66</td> <td>54.00</td> <td>-8.34</td> <td>59.74</td> <td>36.70</td> <td>13.10</td> <td>63.88</td> <td>0.00</td> <td>103</td> <td>235</td> <td>AVERAGE</td> </tr> <tr> <td>3 11490.00</td> <td>48.86</td> <td>74.00</td> <td>-25.14</td> <td>56.04</td> <td>38.66</td> <td>16.20</td> <td>62.04</td> <td>0.00</td> <td>103</td> <td>360</td> <td>PEAK</td> </tr> <tr> <td>4 11490.00</td> <td>45.89</td> <td>54.00</td> <td>-8.11</td> <td>53.07</td> <td>38.66</td> <td>16.20</td> <td>62.04</td> <td>0.00</td> <td>103</td> <td>360</td> <td>AVERAGE</td> </tr> </tbody> </table>	Limit	Read	Ant	Cable	Preamp	Aux	APos	TPos	Remark	Freq	Level	Line Margin	Level	Factor	Loss Factor	Factor			MHz	dBuV/m	dB	dBuV	dB/m	dB	dB	cm	deg	1 7660.04	46.42	74.00	-27.58	60.50	36.70	13.10	63.88	0.00	103	235	PEAK	2 7660.04	45.66	54.00	-8.34	59.74	36.70	13.10	63.88	0.00	103	235	AVERAGE	3 11490.00	48.86	74.00	-25.14	56.04	38.66	16.20	62.04	0.00	103	360	PEAK	4 11490.00	45.89	54.00	-8.11	53.07	38.66	16.20	62.04	0.00	103	360	AVERAGE
Limit	Read	Ant	Cable	Preamp	Aux	APos	TPos	Remark																																																																																																																																																
Freq	Level	Line Margin	Level	Factor	Loss Factor	Factor																																																																																																																																																		
MHz	dBuV/m	dB	dBuV	dB/m	dB	dB	cm	deg																																																																																																																																																
1 7660.04	46.42	74.00	-27.58	60.50	36.70	13.10	63.88	0.00	101	108	PEAK																																																																																																																																													
2 7660.04	45.58	54.00	-8.42	59.66	36.70	13.10	63.88	0.00	101	108	AVERAGE																																																																																																																																													
3 11490.00	45.03	74.00	-28.97	52.21	38.66	16.20	62.04	0.00	101	108	PEAK																																																																																																																																													
4 11490.00	42.83	54.00	-11.17	50.02	38.66	16.20	62.05	0.00	101	108	AVERAGE																																																																																																																																													
Limit	Read	Ant	Cable	Preamp	Aux	APos	TPos	Remark																																																																																																																																																
Freq	Level	Line Margin	Level	Factor	Loss Factor	Factor																																																																																																																																																		
MHz	dBuV/m	dB	dBuV	dB/m	dB	dB	cm	deg																																																																																																																																																
1 7660.04	46.42	74.00	-27.58	60.50	36.70	13.10	63.88	0.00	103	235	PEAK																																																																																																																																													
2 7660.04	45.66	54.00	-8.34	59.74	36.70	13.10	63.88	0.00	103	235	AVERAGE																																																																																																																																													
3 11490.00	48.86	74.00	-25.14	56.04	38.66	16.20	62.04	0.00	103	360	PEAK																																																																																																																																													
4 11490.00	45.89	54.00	-8.11	53.07	38.66	16.20	62.04	0.00	103	360	AVERAGE																																																																																																																																													



Mode	5																																																																																																																																																													
	Harmonic																																																																																																																																																													
	U-NII-3_5.725-5.85_802.11ac VHT20_CH157_Full_5785MHz																																																																																																																																																													
Pol.	Horizontal	Vertical																																																																																																																																																												
Peak Avg	<table border="1"> <thead> <tr> <th>Limit</th> <th>Read</th> <th>Ant</th> <th>Cable</th> <th>Preamp</th> <th>Aux</th> <th>APos</th> <th>TPos</th> </tr> <tr> <th>Freq</th> <th>Level</th> <th>Line Margin</th> <th>Level</th> <th>Factor</th> <th>Loss Factor</th> <th>Factor</th> <th>Remark</th> </tr> <tr> <th>MHz</th> <th>dBuV/m</th> <th>dBuV/m</th> <th>dB</th> <th>dBuV</th> <th>dB/m</th> <th>dB</th> <th>dB</th> <th>cm</th> <th>deg</th> </tr> </thead> <tbody> <tr> <td>1</td> <td>7713.37</td> <td>45.85</td> <td>74.00</td> <td>-28.15</td> <td>59.84</td> <td>36.73</td> <td>13.13</td> <td>63.85</td> <td>0.00</td> <td>100</td> <td>109</td> <td>PEAK</td> </tr> <tr> <td>2</td> <td>7713.37</td> <td>44.96</td> <td>54.00</td> <td>-9.04</td> <td>58.95</td> <td>36.73</td> <td>13.13</td> <td>63.85</td> <td>0.00</td> <td>100</td> <td>109</td> <td>AVERAGE</td> </tr> <tr> <td>3</td> <td>11570.00</td> <td>45.06</td> <td>74.00</td> <td>-28.94</td> <td>52.13</td> <td>38.68</td> <td>16.26</td> <td>62.01</td> <td>0.00</td> <td>100</td> <td>109</td> <td>PEAK</td> </tr> <tr> <td>4</td> <td>11570.00</td> <td>43.49</td> <td>54.00</td> <td>-10.51</td> <td>50.56</td> <td>38.68</td> <td>16.26</td> <td>62.01</td> <td>0.00</td> <td>100</td> <td>109</td> <td>AVERAGE</td> </tr> </tbody> </table>	Limit	Read	Ant	Cable	Preamp	Aux	APos	TPos	Freq	Level	Line Margin	Level	Factor	Loss Factor	Factor	Remark	MHz	dBuV/m	dBuV/m	dB	dBuV	dB/m	dB	dB	cm	deg	1	7713.37	45.85	74.00	-28.15	59.84	36.73	13.13	63.85	0.00	100	109	PEAK	2	7713.37	44.96	54.00	-9.04	58.95	36.73	13.13	63.85	0.00	100	109	AVERAGE	3	11570.00	45.06	74.00	-28.94	52.13	38.68	16.26	62.01	0.00	100	109	PEAK	4	11570.00	43.49	54.00	-10.51	50.56	38.68	16.26	62.01	0.00	100	109	AVERAGE	<table border="1"> <thead> <tr> <th>Limit</th> <th>Read</th> <th>Ant</th> <th>Cable</th> <th>Preamp</th> <th>Aux</th> <th>APos</th> <th>TPos</th> </tr> <tr> <th>Freq</th> <th>Level</th> <th>Line Margin</th> <th>Level</th> <th>Factor</th> <th>Loss Factor</th> <th>Factor</th> <th>Remark</th> </tr> <tr> <th>MHz</th> <th>dBuV/m</th> <th>dBuV/m</th> <th>dB</th> <th>dBuV</th> <th>dB/m</th> <th>dB</th> <th>dB</th> <th>cm</th> <th>deg</th> </tr> </thead> <tbody> <tr> <td>1</td> <td>7713.37</td> <td>46.27</td> <td>74.00</td> <td>-27.73</td> <td>60.26</td> <td>36.73</td> <td>13.13</td> <td>63.85</td> <td>0.00</td> <td>100</td> <td>236</td> <td>PEAK</td> </tr> <tr> <td>2</td> <td>7713.37</td> <td>45.43</td> <td>54.00</td> <td>-8.57</td> <td>59.42</td> <td>36.73</td> <td>13.13</td> <td>63.85</td> <td>0.00</td> <td>100</td> <td>236</td> <td>AVERAGE</td> </tr> <tr> <td>3</td> <td>11570.00</td> <td>46.18</td> <td>74.00</td> <td>-27.82</td> <td>53.25</td> <td>38.68</td> <td>16.26</td> <td>62.01</td> <td>0.00</td> <td>100</td> <td>354</td> <td>PEAK</td> </tr> <tr> <td>4</td> <td>11570.00</td> <td>45.30</td> <td>54.00</td> <td>-8.70</td> <td>52.38</td> <td>38.68</td> <td>16.25</td> <td>62.01</td> <td>0.00</td> <td>100</td> <td>354</td> <td>AVERAGE</td> </tr> </tbody> </table>	Limit	Read	Ant	Cable	Preamp	Aux	APos	TPos	Freq	Level	Line Margin	Level	Factor	Loss Factor	Factor	Remark	MHz	dBuV/m	dBuV/m	dB	dBuV	dB/m	dB	dB	cm	deg	1	7713.37	46.27	74.00	-27.73	60.26	36.73	13.13	63.85	0.00	100	236	PEAK	2	7713.37	45.43	54.00	-8.57	59.42	36.73	13.13	63.85	0.00	100	236	AVERAGE	3	11570.00	46.18	74.00	-27.82	53.25	38.68	16.26	62.01	0.00	100	354	PEAK	4	11570.00	45.30	54.00	-8.70	52.38	38.68	16.25	62.01	0.00	100	354	AVERAGE
Limit	Read	Ant	Cable	Preamp	Aux	APos	TPos																																																																																																																																																							
Freq	Level	Line Margin	Level	Factor	Loss Factor	Factor	Remark																																																																																																																																																							
MHz	dBuV/m	dBuV/m	dB	dBuV	dB/m	dB	dB	cm	deg																																																																																																																																																					
1	7713.37	45.85	74.00	-28.15	59.84	36.73	13.13	63.85	0.00	100	109	PEAK																																																																																																																																																		
2	7713.37	44.96	54.00	-9.04	58.95	36.73	13.13	63.85	0.00	100	109	AVERAGE																																																																																																																																																		
3	11570.00	45.06	74.00	-28.94	52.13	38.68	16.26	62.01	0.00	100	109	PEAK																																																																																																																																																		
4	11570.00	43.49	54.00	-10.51	50.56	38.68	16.26	62.01	0.00	100	109	AVERAGE																																																																																																																																																		
Limit	Read	Ant	Cable	Preamp	Aux	APos	TPos																																																																																																																																																							
Freq	Level	Line Margin	Level	Factor	Loss Factor	Factor	Remark																																																																																																																																																							
MHz	dBuV/m	dBuV/m	dB	dBuV	dB/m	dB	dB	cm	deg																																																																																																																																																					
1	7713.37	46.27	74.00	-27.73	60.26	36.73	13.13	63.85	0.00	100	236	PEAK																																																																																																																																																		
2	7713.37	45.43	54.00	-8.57	59.42	36.73	13.13	63.85	0.00	100	236	AVERAGE																																																																																																																																																		
3	11570.00	46.18	74.00	-27.82	53.25	38.68	16.26	62.01	0.00	100	354	PEAK																																																																																																																																																		
4	11570.00	45.30	54.00	-8.70	52.38	38.68	16.25	62.01	0.00	100	354	AVERAGE																																																																																																																																																		



Mode	6																																																																																												
	Band Edge																																																																																												
	U-NII-3_5.725-5.85_802.11ac VHT20_CH165_Full_5825MHz																																																																																												
Pol.	Horizontal	Fundamental																																																																																											
Peak	 <table border="1"> <thead> <tr> <th>Peak #</th> <th>Freq (MHz)</th> <th>Level (dBuV/m)</th> <th>Limit (dBuV/m)</th> <th>Line Margin (dB)</th> <th>Read Level (dBuV)</th> <th>Ant Factor (dB/m)</th> <th>Cable Loss (dB)</th> <th>Preamp Factor (dB)</th> <th>Aux Factor (dB)</th> <th>APos (cm)</th> <th>TPos (deg)</th> <th>Remark</th> </tr> </thead> <tbody> <tr> <td>1</td> <td>5851.13</td> <td>56.92</td> <td>119.73</td> <td>-62.81</td> <td>46.46</td> <td>35.76</td> <td>11.39</td> <td>36.69</td> <td>0.00</td> <td>100</td> <td>241</td> <td>PEAK</td> </tr> <tr> <td>2</td> <td>5855.38</td> <td>54.53</td> <td>110.79</td> <td>-56.26</td> <td>44.07</td> <td>35.76</td> <td>11.39</td> <td>36.69</td> <td>0.00</td> <td>100</td> <td>241</td> <td>PEAK</td> </tr> <tr> <td>3</td> <td>5881.88</td> <td>54.33</td> <td>100.19</td> <td>-45.86</td> <td>43.84</td> <td>35.77</td> <td>11.40</td> <td>36.68</td> <td>0.00</td> <td>100</td> <td>241</td> <td>PEAK</td> </tr> <tr> <td>4</td> <td>5937.38</td> <td>52.85</td> <td>68.30</td> <td>-15.45</td> <td>42.31</td> <td>35.77</td> <td>11.43</td> <td>36.66</td> <td>0.00</td> <td>100</td> <td>241</td> <td>PEAK</td> </tr> </tbody> </table>	Peak #	Freq (MHz)	Level (dBuV/m)	Limit (dBuV/m)	Line Margin (dB)	Read Level (dBuV)	Ant Factor (dB/m)	Cable Loss (dB)	Preamp Factor (dB)	Aux Factor (dB)	APos (cm)	TPos (deg)	Remark	1	5851.13	56.92	119.73	-62.81	46.46	35.76	11.39	36.69	0.00	100	241	PEAK	2	5855.38	54.53	110.79	-56.26	44.07	35.76	11.39	36.69	0.00	100	241	PEAK	3	5881.88	54.33	100.19	-45.86	43.84	35.77	11.40	36.68	0.00	100	241	PEAK	4	5937.38	52.85	68.30	-15.45	42.31	35.77	11.43	36.66	0.00	100	241	PEAK	 <table border="1"> <thead> <tr> <th>Peak #</th> <th>Freq (MHz)</th> <th>Level (dBuV/m)</th> <th>Limit (dBuV/m)</th> <th>Line Margin (dB)</th> <th>Read Level (dBuV)</th> <th>Ant Factor (dB/m)</th> <th>Cable Loss (dB)</th> <th>Preamp Factor (dB)</th> <th>Aux Factor (dB)</th> <th>APos (cm)</th> <th>TPos (deg)</th> <th>Remark</th> </tr> </thead> <tbody> <tr> <td>1</td> <td>5825.00</td> <td>107.02</td> <td>-----</td> <td>-----</td> <td>96.62</td> <td>35.74</td> <td>11.37</td> <td>36.71</td> <td>0.00</td> <td>100</td> <td>241</td> <td>PEAK</td> </tr> </tbody> </table>	Peak #	Freq (MHz)	Level (dBuV/m)	Limit (dBuV/m)	Line Margin (dB)	Read Level (dBuV)	Ant Factor (dB/m)	Cable Loss (dB)	Preamp Factor (dB)	Aux Factor (dB)	APos (cm)	TPos (deg)	Remark	1	5825.00	107.02	-----	-----	96.62	35.74	11.37	36.71	0.00	100	241	PEAK
Peak #	Freq (MHz)	Level (dBuV/m)	Limit (dBuV/m)	Line Margin (dB)	Read Level (dBuV)	Ant Factor (dB/m)	Cable Loss (dB)	Preamp Factor (dB)	Aux Factor (dB)	APos (cm)	TPos (deg)	Remark																																																																																	
1	5851.13	56.92	119.73	-62.81	46.46	35.76	11.39	36.69	0.00	100	241	PEAK																																																																																	
2	5855.38	54.53	110.79	-56.26	44.07	35.76	11.39	36.69	0.00	100	241	PEAK																																																																																	
3	5881.88	54.33	100.19	-45.86	43.84	35.77	11.40	36.68	0.00	100	241	PEAK																																																																																	
4	5937.38	52.85	68.30	-15.45	42.31	35.77	11.43	36.66	0.00	100	241	PEAK																																																																																	
Peak #	Freq (MHz)	Level (dBuV/m)	Limit (dBuV/m)	Line Margin (dB)	Read Level (dBuV)	Ant Factor (dB/m)	Cable Loss (dB)	Preamp Factor (dB)	Aux Factor (dB)	APos (cm)	TPos (deg)	Remark																																																																																	
1	5825.00	107.02	-----	-----	96.62	35.74	11.37	36.71	0.00	100	241	PEAK																																																																																	
Avg	NA	 <table border="1"> <thead> <tr> <th>Peak #</th> <th>Freq (MHz)</th> <th>Level (dBuV/m)</th> <th>Limit (dBuV/m)</th> <th>Line Margin (dB)</th> <th>Read Level (dBuV)</th> <th>Ant Factor (dB/m)</th> <th>Cable Loss (dB)</th> <th>Preamp Factor (dB)</th> <th>Aux Factor (dB)</th> <th>APos (cm)</th> <th>TPos (deg)</th> <th>Remark</th> </tr> </thead> <tbody> <tr> <td>1</td> <td>5825.00</td> <td>98.42</td> <td>122.30</td> <td>-23.88</td> <td>88.02</td> <td>35.74</td> <td>11.37</td> <td>36.71</td> <td>0.00</td> <td>100</td> <td>241</td> <td>AVERAGE</td> </tr> </tbody> </table>	Peak #	Freq (MHz)	Level (dBuV/m)	Limit (dBuV/m)	Line Margin (dB)	Read Level (dBuV)	Ant Factor (dB/m)	Cable Loss (dB)	Preamp Factor (dB)	Aux Factor (dB)	APos (cm)	TPos (deg)	Remark	1	5825.00	98.42	122.30	-23.88	88.02	35.74	11.37	36.71	0.00	100	241	AVERAGE																																																																	
Peak #	Freq (MHz)	Level (dBuV/m)	Limit (dBuV/m)	Line Margin (dB)	Read Level (dBuV)	Ant Factor (dB/m)	Cable Loss (dB)	Preamp Factor (dB)	Aux Factor (dB)	APos (cm)	TPos (deg)	Remark																																																																																	
1	5825.00	98.42	122.30	-23.88	88.02	35.74	11.37	36.71	0.00	100	241	AVERAGE																																																																																	



Mode	6																																																																																												
	Band Edge																																																																																												
	U-NII-3_5.725-5.85_802.11ac VHT20_CH165_Full_5825MHz																																																																																												
Pol.	Vertical	Fundamental																																																																																											
Peak	<table border="1"> <thead> <tr> <th>Peak</th> <th>Freq (MHz)</th> <th>Level (dBuV/m)</th> <th>Limit (dBuV/m)</th> <th>Line Margin (dB)</th> <th>Read Level (dBuV)</th> <th>Ant Factor (dB/m)</th> <th>Cable Loss (dB)</th> <th>Preamp Loss (dB)</th> <th>Aux Loss (dB)</th> <th>APos (dB)</th> <th>TPos (cm)</th> <th>Remark</th> </tr> </thead> <tbody> <tr> <td>1</td> <td>5850.50</td> <td>51.60</td> <td>121.16</td> <td>-69.56</td> <td>41.14</td> <td>35.76</td> <td>11.39</td> <td>36.69</td> <td>0.00</td> <td>300</td> <td>77</td> <td>PEAK</td> </tr> <tr> <td>2</td> <td>5856.75</td> <td>52.11</td> <td>110.41</td> <td>-58.30</td> <td>41.65</td> <td>35.76</td> <td>11.39</td> <td>36.69</td> <td>0.00</td> <td>300</td> <td>77</td> <td>PEAK</td> </tr> <tr> <td>3</td> <td>5883.50</td> <td>51.71</td> <td>98.99</td> <td>-47.28</td> <td>41.22</td> <td>35.77</td> <td>11.40</td> <td>36.68</td> <td>0.00</td> <td>300</td> <td>77</td> <td>PEAK</td> </tr> <tr> <td>4</td> <td>5926.88</td> <td>51.85</td> <td>68.30</td> <td>-16.45</td> <td>41.31</td> <td>35.77</td> <td>11.43</td> <td>36.66</td> <td>0.00</td> <td>300</td> <td>77</td> <td>PEAK</td> </tr> </tbody> </table>	Peak	Freq (MHz)	Level (dBuV/m)	Limit (dBuV/m)	Line Margin (dB)	Read Level (dBuV)	Ant Factor (dB/m)	Cable Loss (dB)	Preamp Loss (dB)	Aux Loss (dB)	APos (dB)	TPos (cm)	Remark	1	5850.50	51.60	121.16	-69.56	41.14	35.76	11.39	36.69	0.00	300	77	PEAK	2	5856.75	52.11	110.41	-58.30	41.65	35.76	11.39	36.69	0.00	300	77	PEAK	3	5883.50	51.71	98.99	-47.28	41.22	35.77	11.40	36.68	0.00	300	77	PEAK	4	5926.88	51.85	68.30	-16.45	41.31	35.77	11.43	36.66	0.00	300	77	PEAK	<table border="1"> <thead> <tr> <th>Peak</th> <th>Freq (MHz)</th> <th>Level (dBuV/m)</th> <th>Limit (dBuV/m)</th> <th>Line Margin (dB)</th> <th>Read Level (dBuV)</th> <th>Ant Factor (dB/m)</th> <th>Cable Loss (dB)</th> <th>Preamp Loss (dB)</th> <th>Aux Loss (dB)</th> <th>APos (dB)</th> <th>TPos (cm)</th> <th>Remark</th> </tr> </thead> <tbody> <tr> <td>1</td> <td>5825.00</td> <td>98.92</td> <td>122.30</td> <td>-23.38</td> <td>88.52</td> <td>35.74</td> <td>11.37</td> <td>36.71</td> <td>0.00</td> <td>300</td> <td>77</td> <td>PEAK</td> </tr> </tbody> </table>	Peak	Freq (MHz)	Level (dBuV/m)	Limit (dBuV/m)	Line Margin (dB)	Read Level (dBuV)	Ant Factor (dB/m)	Cable Loss (dB)	Preamp Loss (dB)	Aux Loss (dB)	APos (dB)	TPos (cm)	Remark	1	5825.00	98.92	122.30	-23.38	88.52	35.74	11.37	36.71	0.00	300	77	PEAK
Peak	Freq (MHz)	Level (dBuV/m)	Limit (dBuV/m)	Line Margin (dB)	Read Level (dBuV)	Ant Factor (dB/m)	Cable Loss (dB)	Preamp Loss (dB)	Aux Loss (dB)	APos (dB)	TPos (cm)	Remark																																																																																	
1	5850.50	51.60	121.16	-69.56	41.14	35.76	11.39	36.69	0.00	300	77	PEAK																																																																																	
2	5856.75	52.11	110.41	-58.30	41.65	35.76	11.39	36.69	0.00	300	77	PEAK																																																																																	
3	5883.50	51.71	98.99	-47.28	41.22	35.77	11.40	36.68	0.00	300	77	PEAK																																																																																	
4	5926.88	51.85	68.30	-16.45	41.31	35.77	11.43	36.66	0.00	300	77	PEAK																																																																																	
Peak	Freq (MHz)	Level (dBuV/m)	Limit (dBuV/m)	Line Margin (dB)	Read Level (dBuV)	Ant Factor (dB/m)	Cable Loss (dB)	Preamp Loss (dB)	Aux Loss (dB)	APos (dB)	TPos (cm)	Remark																																																																																	
1	5825.00	98.92	122.30	-23.38	88.52	35.74	11.37	36.71	0.00	300	77	PEAK																																																																																	
Avg	NA	<table border="1"> <thead> <tr> <th>Peak</th> <th>Freq (MHz)</th> <th>Level (dBuV/m)</th> <th>Limit (dBuV/m)</th> <th>Line Margin (dB)</th> <th>Read Level (dBuV)</th> <th>Ant Factor (dB/m)</th> <th>Cable Loss (dB)</th> <th>Preamp Loss (dB)</th> <th>Aux Loss (dB)</th> <th>APos (dB)</th> <th>TPos (cm)</th> <th>Remark</th> </tr> </thead> <tbody> <tr> <td>1</td> <td>5825.00</td> <td>90.82</td> <td>122.30</td> <td>-31.48</td> <td>80.42</td> <td>35.74</td> <td>11.37</td> <td>36.71</td> <td>0.00</td> <td>300</td> <td>77</td> <td>AVERAGE</td> </tr> </tbody> </table>	Peak	Freq (MHz)	Level (dBuV/m)	Limit (dBuV/m)	Line Margin (dB)	Read Level (dBuV)	Ant Factor (dB/m)	Cable Loss (dB)	Preamp Loss (dB)	Aux Loss (dB)	APos (dB)	TPos (cm)	Remark	1	5825.00	90.82	122.30	-31.48	80.42	35.74	11.37	36.71	0.00	300	77	AVERAGE																																																																	
Peak	Freq (MHz)	Level (dBuV/m)	Limit (dBuV/m)	Line Margin (dB)	Read Level (dBuV)	Ant Factor (dB/m)	Cable Loss (dB)	Preamp Loss (dB)	Aux Loss (dB)	APos (dB)	TPos (cm)	Remark																																																																																	
1	5825.00	90.82	122.30	-31.48	80.42	35.74	11.37	36.71	0.00	300	77	AVERAGE																																																																																	



Mode	6																																																																																																																																							
	Harmonic																																																																																																																																							
	U-NII-3_5.725-5.85_802.11ac VHT20_CH165_Full_5825MHz																																																																																																																																							
Pol.	Horizontal	Vertical																																																																																																																																						
Peak Avg	<table border="1"> <thead> <tr> <th>Limit</th> <th>Read</th> <th>Ant</th> <th>Cable</th> <th>Preamp</th> <th>Aux</th> <th>APos</th> <th>TPos</th> <th>Remark</th> </tr> <tr> <th>Freq</th> <th>Level</th> <th>Line Margin</th> <th>Level</th> <th>Factor</th> <th>Loss Factor</th> <th>Factor</th> <th></th> <th></th> </tr> <tr> <th>MHz</th> <th>dBuV/m</th> <th>dBuV/m</th> <th>dB</th> <th>dBuV</th> <th>dB/m</th> <th>dB</th> <th>dB</th> <th>cm</th> <th>deg</th> </tr> </thead> <tbody> <tr> <td>1</td> <td>7766.71</td> <td>42.97</td> <td>68.30</td> <td>-25.33</td> <td>56.88</td> <td>36.76</td> <td>13.15</td> <td>63.82</td> <td>0.00</td> <td>300</td> <td>360</td> <td>PEAK</td> </tr> <tr> <td>2</td> <td>11650.00</td> <td>44.48</td> <td>74.00</td> <td>-29.52</td> <td>51.44</td> <td>38.71</td> <td>16.31</td> <td>61.98</td> <td>0.00</td> <td>305</td> <td>317</td> <td>PEAK</td> </tr> <tr> <td>3</td> <td>11650.00</td> <td>42.88</td> <td>54.00</td> <td>-11.12</td> <td>49.85</td> <td>38.70</td> <td>16.31</td> <td>61.98</td> <td>0.00</td> <td>305</td> <td>317</td> <td>AVERAGE</td> </tr> </tbody> </table>	Limit	Read	Ant	Cable	Preamp	Aux	APos	TPos	Remark	Freq	Level	Line Margin	Level	Factor	Loss Factor	Factor			MHz	dBuV/m	dBuV/m	dB	dBuV	dB/m	dB	dB	cm	deg	1	7766.71	42.97	68.30	-25.33	56.88	36.76	13.15	63.82	0.00	300	360	PEAK	2	11650.00	44.48	74.00	-29.52	51.44	38.71	16.31	61.98	0.00	305	317	PEAK	3	11650.00	42.88	54.00	-11.12	49.85	38.70	16.31	61.98	0.00	305	317	AVERAGE	<table border="1"> <thead> <tr> <th>Limit</th> <th>Read</th> <th>Ant</th> <th>Cable</th> <th>Preamp</th> <th>Aux</th> <th>APos</th> <th>TPos</th> <th>Remark</th> </tr> <tr> <th>Freq</th> <th>Level</th> <th>Line Margin</th> <th>Level</th> <th>Factor</th> <th>Loss Factor</th> <th>Factor</th> <th></th> <th></th> </tr> <tr> <th>MHz</th> <th>dBuV/m</th> <th>dBuV/m</th> <th>dB</th> <th>dBuV</th> <th>dB/m</th> <th>dB</th> <th>dB</th> <th>cm</th> <th>deg</th> </tr> </thead> <tbody> <tr> <td>1</td> <td>7766.71</td> <td>43.32</td> <td>68.30</td> <td>-24.98</td> <td>57.23</td> <td>36.76</td> <td>13.15</td> <td>63.82</td> <td>0.00</td> <td>100</td> <td>360</td> <td>PEAK</td> </tr> <tr> <td>2</td> <td>11650.00</td> <td>46.25</td> <td>74.00</td> <td>-27.75</td> <td>53.21</td> <td>38.71</td> <td>16.31</td> <td>61.98</td> <td>0.00</td> <td>120</td> <td>0</td> <td>PEAK</td> </tr> <tr> <td>3</td> <td>11650.00</td> <td>45.19</td> <td>54.00</td> <td>-8.81</td> <td>52.13</td> <td>38.71</td> <td>16.32</td> <td>61.97</td> <td>0.00</td> <td>120</td> <td>0</td> <td>AVERAGE</td> </tr> </tbody> </table>	Limit	Read	Ant	Cable	Preamp	Aux	APos	TPos	Remark	Freq	Level	Line Margin	Level	Factor	Loss Factor	Factor			MHz	dBuV/m	dBuV/m	dB	dBuV	dB/m	dB	dB	cm	deg	1	7766.71	43.32	68.30	-24.98	57.23	36.76	13.15	63.82	0.00	100	360	PEAK	2	11650.00	46.25	74.00	-27.75	53.21	38.71	16.31	61.98	0.00	120	0	PEAK	3	11650.00	45.19	54.00	-8.81	52.13	38.71	16.32	61.97	0.00	120	0	AVERAGE
Limit	Read	Ant	Cable	Preamp	Aux	APos	TPos	Remark																																																																																																																																
Freq	Level	Line Margin	Level	Factor	Loss Factor	Factor																																																																																																																																		
MHz	dBuV/m	dBuV/m	dB	dBuV	dB/m	dB	dB	cm	deg																																																																																																																															
1	7766.71	42.97	68.30	-25.33	56.88	36.76	13.15	63.82	0.00	300	360	PEAK																																																																																																																												
2	11650.00	44.48	74.00	-29.52	51.44	38.71	16.31	61.98	0.00	305	317	PEAK																																																																																																																												
3	11650.00	42.88	54.00	-11.12	49.85	38.70	16.31	61.98	0.00	305	317	AVERAGE																																																																																																																												
Limit	Read	Ant	Cable	Preamp	Aux	APos	TPos	Remark																																																																																																																																
Freq	Level	Line Margin	Level	Factor	Loss Factor	Factor																																																																																																																																		
MHz	dBuV/m	dBuV/m	dB	dBuV	dB/m	dB	dB	cm	deg																																																																																																																															
1	7766.71	43.32	68.30	-24.98	57.23	36.76	13.15	63.82	0.00	100	360	PEAK																																																																																																																												
2	11650.00	46.25	74.00	-27.75	53.21	38.71	16.31	61.98	0.00	120	0	PEAK																																																																																																																												
3	11650.00	45.19	54.00	-8.81	52.13	38.71	16.32	61.97	0.00	120	0	AVERAGE																																																																																																																												

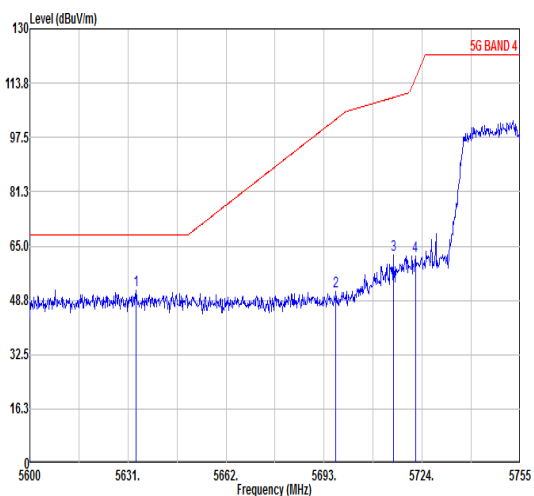
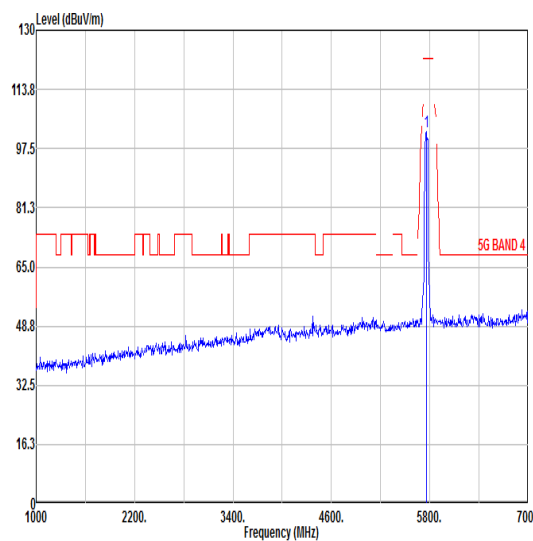
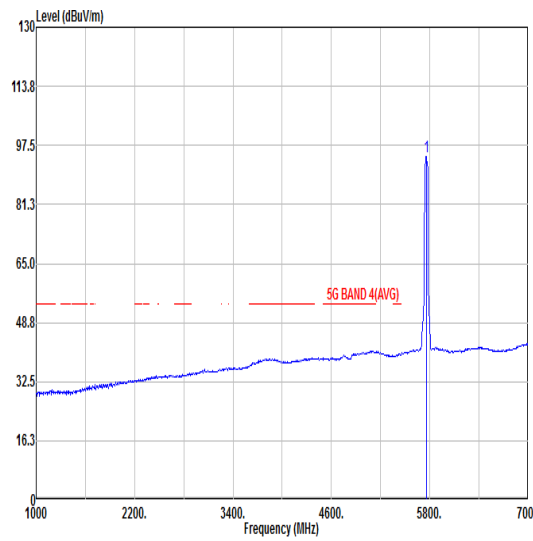


Mode	7																																																																																																																										
	Band Edge - L																																																																																																																										
	U-NII-3_5.725-5.85_802.11ac VHT40_CH151_Full_5755MHz																																																																																																																										
Pol.	Horizontal	Fundamental																																																																																																																									
Peak	<table border="1"> <thead> <tr> <th>Peak</th> <th>Freq</th> <th>Level</th> <th>Limit</th> <th>Line</th> <th>Margin</th> <th>Read</th> <th>Ant</th> <th>Cable</th> <th>Preamp</th> <th>Aux</th> <th>APos</th> <th>TPos</th> <th>Remark</th> </tr> <tr> <th></th> <th>MHz</th> <th>dBuV/m</th> <th>dBuV/m</th> <th>dB</th> <th>dBuV</th> <th>dB/m</th> <th>dB</th> <th>dB</th> <th>dB</th> <th>dB</th> <th>cm</th> <th>deg</th> <th></th> </tr> </thead> <tbody> <tr> <td>1</td> <td>5631.62</td> <td>52.15</td> <td>68.30</td> <td>-16.15</td> <td>42.31</td> <td>35.49</td> <td>11.16</td> <td>36.81</td> <td>0.00</td> <td>100</td> <td>248</td> <td>PEAK</td> </tr> <tr> <td>2</td> <td>5692.38</td> <td>55.69</td> <td>99.68</td> <td>-43.99</td> <td>45.69</td> <td>35.57</td> <td>11.22</td> <td>36.79</td> <td>0.00</td> <td>100</td> <td>248</td> <td>PEAK</td> </tr> <tr> <td>3</td> <td>5712.07</td> <td>62.06</td> <td>108.68</td> <td>-45.82</td> <td>52.79</td> <td>35.60</td> <td>11.25</td> <td>36.78</td> <td>0.00</td> <td>100</td> <td>248</td> <td>PEAK</td> </tr> <tr> <td>4</td> <td>5724.62</td> <td>65.43</td> <td>121.43</td> <td>-56.00</td> <td>55.32</td> <td>35.62</td> <td>11.26</td> <td>36.77</td> <td>0.00</td> <td>100</td> <td>248</td> <td>PEAK</td> </tr> </tbody> </table>	Peak	Freq	Level	Limit	Line	Margin	Read	Ant	Cable	Preamp	Aux	APos	TPos	Remark		MHz	dBuV/m	dBuV/m	dB	dBuV	dB/m	dB	dB	dB	dB	cm	deg		1	5631.62	52.15	68.30	-16.15	42.31	35.49	11.16	36.81	0.00	100	248	PEAK	2	5692.38	55.69	99.68	-43.99	45.69	35.57	11.22	36.79	0.00	100	248	PEAK	3	5712.07	62.06	108.68	-45.82	52.79	35.60	11.25	36.78	0.00	100	248	PEAK	4	5724.62	65.43	121.43	-56.00	55.32	35.62	11.26	36.77	0.00	100	248	PEAK	<table border="1"> <thead> <tr> <th>Peak</th> <th>Freq</th> <th>Level</th> <th>Limit</th> <th>Line</th> <th>Margin</th> <th>Read</th> <th>Ant</th> <th>Cable</th> <th>Preamp</th> <th>Aux</th> <th>APos</th> <th>TPos</th> <th>Remark</th> </tr> <tr> <th></th> <th>MHz</th> <th>dBuV/m</th> <th>dBuV/m</th> <th>dB</th> <th>dBuV</th> <th>dB/m</th> <th>dB</th> <th>dB</th> <th>dB</th> <th>dB</th> <th>cm</th> <th>deg</th> <th></th> </tr> </thead> <tbody> <tr> <td>1</td> <td>5755.00</td> <td>105.06</td> <td>-----</td> <td>-----</td> <td>94.85</td> <td>35.66</td> <td>11.30</td> <td>36.75</td> <td>0.00</td> <td>100</td> <td>248</td> <td>PEAK</td> </tr> </tbody> </table>	Peak	Freq	Level	Limit	Line	Margin	Read	Ant	Cable	Preamp	Aux	APos	TPos	Remark		MHz	dBuV/m	dBuV/m	dB	dBuV	dB/m	dB	dB	dB	dB	cm	deg		1	5755.00	105.06	-----	-----	94.85	35.66	11.30	36.75	0.00	100	248	PEAK
Peak	Freq	Level	Limit	Line	Margin	Read	Ant	Cable	Preamp	Aux	APos	TPos	Remark																																																																																																														
	MHz	dBuV/m	dBuV/m	dB	dBuV	dB/m	dB	dB	dB	dB	cm	deg																																																																																																															
1	5631.62	52.15	68.30	-16.15	42.31	35.49	11.16	36.81	0.00	100	248	PEAK																																																																																																															
2	5692.38	55.69	99.68	-43.99	45.69	35.57	11.22	36.79	0.00	100	248	PEAK																																																																																																															
3	5712.07	62.06	108.68	-45.82	52.79	35.60	11.25	36.78	0.00	100	248	PEAK																																																																																																															
4	5724.62	65.43	121.43	-56.00	55.32	35.62	11.26	36.77	0.00	100	248	PEAK																																																																																																															
Peak	Freq	Level	Limit	Line	Margin	Read	Ant	Cable	Preamp	Aux	APos	TPos	Remark																																																																																																														
	MHz	dBuV/m	dBuV/m	dB	dBuV	dB/m	dB	dB	dB	dB	cm	deg																																																																																																															
1	5755.00	105.06	-----	-----	94.85	35.66	11.30	36.75	0.00	100	248	PEAK																																																																																																															
Avg	Blank	<table border="1"> <thead> <tr> <th>Peak</th> <th>Freq</th> <th>Level</th> <th>Limit</th> <th>Line</th> <th>Margin</th> <th>Read</th> <th>Ant</th> <th>Cable</th> <th>Preamp</th> <th>Aux</th> <th>APos</th> <th>TPos</th> <th>Remark</th> </tr> <tr> <th></th> <th>MHz</th> <th>dBuV/m</th> <th>dBuV/m</th> <th>dB</th> <th>dBuV</th> <th>dB/m</th> <th>dB</th> <th>dB</th> <th>dB</th> <th>dB</th> <th>cm</th> <th>deg</th> <th></th> </tr> </thead> <tbody> <tr> <td>1</td> <td>5755.00</td> <td>96.54</td> <td>122.30</td> <td>-25.76</td> <td>86.33</td> <td>35.66</td> <td>11.30</td> <td>36.75</td> <td>0.00</td> <td>100</td> <td>248</td> <td>AVERAGE</td> </tr> </tbody> </table>	Peak	Freq	Level	Limit	Line	Margin	Read	Ant	Cable	Preamp	Aux	APos	TPos	Remark		MHz	dBuV/m	dBuV/m	dB	dBuV	dB/m	dB	dB	dB	dB	cm	deg		1	5755.00	96.54	122.30	-25.76	86.33	35.66	11.30	36.75	0.00	100	248	AVERAGE																																																																																
Peak	Freq	Level	Limit	Line	Margin	Read	Ant	Cable	Preamp	Aux	APos	TPos	Remark																																																																																																														
	MHz	dBuV/m	dBuV/m	dB	dBuV	dB/m	dB	dB	dB	dB	cm	deg																																																																																																															
1	5755.00	96.54	122.30	-25.76	86.33	35.66	11.30	36.75	0.00	100	248	AVERAGE																																																																																																															



Mode	7																																																																		
	Band Edge - R																																																																		
	U-NII-3_5.725-5.85_802.11ac VHT40_CH151_Full_5755MHz																																																																		
Pol.	Horizontal	Fundamental																																																																	
Peak	<table border="1"> <thead> <tr> <th>Peak #</th> <th>Freq (MHz)</th> <th>Level (dBuV/m)</th> <th>Limit (dBuV/m)</th> <th>Margin (dB)</th> <th>Read Level (dBuV)</th> <th>Ant Factor (dB/m)</th> <th>Cable Loss (dB)</th> <th>Preamp Factor (dB)</th> <th>Aux Factor (dB)</th> <th>APos (cm)</th> <th>TPos (deg)</th> <th>Remark</th> </tr> </thead> <tbody> <tr> <td>1</td> <td>5852.11</td> <td>50.74</td> <td>117.49</td> <td>-66.75</td> <td>40.28</td> <td>35.76</td> <td>11.39</td> <td>36.69</td> <td>0.00</td> <td>100</td> <td>248</td> <td>PEAK</td> </tr> <tr> <td>2</td> <td>5868.30</td> <td>51.90</td> <td>107.18</td> <td>-55.28</td> <td>41.44</td> <td>35.76</td> <td>11.39</td> <td>36.69</td> <td>0.00</td> <td>100</td> <td>248</td> <td>PEAK</td> </tr> <tr> <td>3</td> <td>5888.19</td> <td>51.62</td> <td>95.51</td> <td>-43.89</td> <td>41.13</td> <td>35.77</td> <td>11.40</td> <td>36.68</td> <td>0.00</td> <td>100</td> <td>248</td> <td>PEAK</td> </tr> <tr> <td>4</td> <td>5925.43</td> <td>50.91</td> <td>68.30</td> <td>-17.39</td> <td>40.37</td> <td>35.77</td> <td>11.43</td> <td>36.66</td> <td>0.00</td> <td>100</td> <td>248</td> <td>PEAK</td> </tr> </tbody> </table>	Peak #	Freq (MHz)	Level (dBuV/m)	Limit (dBuV/m)	Margin (dB)	Read Level (dBuV)	Ant Factor (dB/m)	Cable Loss (dB)	Preamp Factor (dB)	Aux Factor (dB)	APos (cm)	TPos (deg)	Remark	1	5852.11	50.74	117.49	-66.75	40.28	35.76	11.39	36.69	0.00	100	248	PEAK	2	5868.30	51.90	107.18	-55.28	41.44	35.76	11.39	36.69	0.00	100	248	PEAK	3	5888.19	51.62	95.51	-43.89	41.13	35.77	11.40	36.68	0.00	100	248	PEAK	4	5925.43	50.91	68.30	-17.39	40.37	35.77	11.43	36.66	0.00	100	248	PEAK	Blank
Peak #	Freq (MHz)	Level (dBuV/m)	Limit (dBuV/m)	Margin (dB)	Read Level (dBuV)	Ant Factor (dB/m)	Cable Loss (dB)	Preamp Factor (dB)	Aux Factor (dB)	APos (cm)	TPos (deg)	Remark																																																							
1	5852.11	50.74	117.49	-66.75	40.28	35.76	11.39	36.69	0.00	100	248	PEAK																																																							
2	5868.30	51.90	107.18	-55.28	41.44	35.76	11.39	36.69	0.00	100	248	PEAK																																																							
3	5888.19	51.62	95.51	-43.89	41.13	35.77	11.40	36.68	0.00	100	248	PEAK																																																							
4	5925.43	50.91	68.30	-17.39	40.37	35.77	11.43	36.66	0.00	100	248	PEAK																																																							



Mode	7																																																																																												
	Band Edge - L																																																																																												
	U-NII-3_5.725-5.85_802.11ac VHT40_CH151_Full_5755MHz																																																																																												
Pol.	Vertical	Fundamental																																																																																											
Peak	 <table border="1"> <thead> <tr> <th>Peak #</th> <th>Freq (MHz)</th> <th>Level (dBuV/m)</th> <th>Limit (dBuV/m)</th> <th>Line Margin (dB)</th> <th>Read Level (dBuV)</th> <th>Ant Factor (dB/m)</th> <th>Cable Loss (dB)</th> <th>Preamp Gain (dB)</th> <th>Aux Gain (dB)</th> <th>APos (cm)</th> <th>TPos (deg)</th> <th>Remark</th> </tr> </thead> <tbody> <tr> <td>1</td> <td>5633.64</td> <td>51.82</td> <td>68.30</td> <td>-16.48</td> <td>41.98</td> <td>35.49</td> <td>11.16</td> <td>36.81</td> <td>0.00</td> <td>370</td> <td>31</td> <td>PEAK</td> </tr> <tr> <td>2</td> <td>5696.72</td> <td>51.39</td> <td>102.88</td> <td>-51.49</td> <td>41.37</td> <td>35.58</td> <td>11.23</td> <td>36.79</td> <td>0.00</td> <td>370</td> <td>31</td> <td>PEAK</td> </tr> <tr> <td>3</td> <td>5714.86</td> <td>62.38</td> <td>109.46</td> <td>-47.08</td> <td>52.31</td> <td>35.60</td> <td>11.25</td> <td>36.78</td> <td>0.00</td> <td>370</td> <td>31</td> <td>PEAK</td> </tr> <tr> <td>4</td> <td>5721.83</td> <td>62.16</td> <td>115.07</td> <td>-52.91</td> <td>52.06</td> <td>35.61</td> <td>11.26</td> <td>36.77</td> <td>0.00</td> <td>370</td> <td>31</td> <td>PEAK</td> </tr> </tbody> </table>	Peak #	Freq (MHz)	Level (dBuV/m)	Limit (dBuV/m)	Line Margin (dB)	Read Level (dBuV)	Ant Factor (dB/m)	Cable Loss (dB)	Preamp Gain (dB)	Aux Gain (dB)	APos (cm)	TPos (deg)	Remark	1	5633.64	51.82	68.30	-16.48	41.98	35.49	11.16	36.81	0.00	370	31	PEAK	2	5696.72	51.39	102.88	-51.49	41.37	35.58	11.23	36.79	0.00	370	31	PEAK	3	5714.86	62.38	109.46	-47.08	52.31	35.60	11.25	36.78	0.00	370	31	PEAK	4	5721.83	62.16	115.07	-52.91	52.06	35.61	11.26	36.77	0.00	370	31	PEAK	 <table border="1"> <thead> <tr> <th>Peak #</th> <th>Freq (MHz)</th> <th>Level (dBuV/m)</th> <th>Limit (dBuV/m)</th> <th>Line Margin (dB)</th> <th>Read Level (dBuV)</th> <th>Ant Factor (dB/m)</th> <th>Cable Loss (dB)</th> <th>Preamp Gain (dB)</th> <th>Aux Gain (dB)</th> <th>APos (cm)</th> <th>TPos (deg)</th> <th>Remark</th> </tr> </thead> <tbody> <tr> <td>1</td> <td>5755.00</td> <td>102.22</td> <td>-----</td> <td>-----</td> <td>92.01</td> <td>35.66</td> <td>11.30</td> <td>36.75</td> <td>0.00</td> <td>370</td> <td>31</td> <td>PEAK</td> </tr> </tbody> </table>	Peak #	Freq (MHz)	Level (dBuV/m)	Limit (dBuV/m)	Line Margin (dB)	Read Level (dBuV)	Ant Factor (dB/m)	Cable Loss (dB)	Preamp Gain (dB)	Aux Gain (dB)	APos (cm)	TPos (deg)	Remark	1	5755.00	102.22	-----	-----	92.01	35.66	11.30	36.75	0.00	370	31	PEAK
Peak #	Freq (MHz)	Level (dBuV/m)	Limit (dBuV/m)	Line Margin (dB)	Read Level (dBuV)	Ant Factor (dB/m)	Cable Loss (dB)	Preamp Gain (dB)	Aux Gain (dB)	APos (cm)	TPos (deg)	Remark																																																																																	
1	5633.64	51.82	68.30	-16.48	41.98	35.49	11.16	36.81	0.00	370	31	PEAK																																																																																	
2	5696.72	51.39	102.88	-51.49	41.37	35.58	11.23	36.79	0.00	370	31	PEAK																																																																																	
3	5714.86	62.38	109.46	-47.08	52.31	35.60	11.25	36.78	0.00	370	31	PEAK																																																																																	
4	5721.83	62.16	115.07	-52.91	52.06	35.61	11.26	36.77	0.00	370	31	PEAK																																																																																	
Peak #	Freq (MHz)	Level (dBuV/m)	Limit (dBuV/m)	Line Margin (dB)	Read Level (dBuV)	Ant Factor (dB/m)	Cable Loss (dB)	Preamp Gain (dB)	Aux Gain (dB)	APos (cm)	TPos (deg)	Remark																																																																																	
1	5755.00	102.22	-----	-----	92.01	35.66	11.30	36.75	0.00	370	31	PEAK																																																																																	
Avg	Blank	 <table border="1"> <thead> <tr> <th>Peak #</th> <th>Freq (MHz)</th> <th>Level (dBuV/m)</th> <th>Limit (dBuV/m)</th> <th>Line Margin (dB)</th> <th>Read Level (dBuV)</th> <th>Ant Factor (dB/m)</th> <th>Cable Loss (dB)</th> <th>Preamp Gain (dB)</th> <th>Aux Gain (dB)</th> <th>APos (cm)</th> <th>TPos (deg)</th> <th>Remark</th> </tr> </thead> <tbody> <tr> <td>1</td> <td>5755.00</td> <td>94.38</td> <td>122.30</td> <td>-27.92</td> <td>84.17</td> <td>35.66</td> <td>11.30</td> <td>36.75</td> <td>0.00</td> <td>370</td> <td>31</td> <td>AVERAGE</td> </tr> </tbody> </table>	Peak #	Freq (MHz)	Level (dBuV/m)	Limit (dBuV/m)	Line Margin (dB)	Read Level (dBuV)	Ant Factor (dB/m)	Cable Loss (dB)	Preamp Gain (dB)	Aux Gain (dB)	APos (cm)	TPos (deg)	Remark	1	5755.00	94.38	122.30	-27.92	84.17	35.66	11.30	36.75	0.00	370	31	AVERAGE																																																																	
Peak #	Freq (MHz)	Level (dBuV/m)	Limit (dBuV/m)	Line Margin (dB)	Read Level (dBuV)	Ant Factor (dB/m)	Cable Loss (dB)	Preamp Gain (dB)	Aux Gain (dB)	APos (cm)	TPos (deg)	Remark																																																																																	
1	5755.00	94.38	122.30	-27.92	84.17	35.66	11.30	36.75	0.00	370	31	AVERAGE																																																																																	



Mode	7																																																																		
	Band Edge - R																																																																		
	U-NII-3_5.725-5.85_802.11ac VHT40_CH151_Full_5755MHz																																																																		
Pol.	Vertical	Fundamental																																																																	
Peak	<table border="1"> <thead> <tr> <th>Peak</th> <th>Freq (MHz)</th> <th>Level (dBuV/m)</th> <th>Limit (dBuV/m)</th> <th>Margin (dB)</th> <th>Read Level (dBuV)</th> <th>Ant Factor (dB/m)</th> <th>Cable Loss (dB)</th> <th>Preamp Factor (dB)</th> <th>Aux Factor (dB)</th> <th>APos (cm)</th> <th>TPos (deg)</th> <th>Remark</th> </tr> </thead> <tbody> <tr> <td>1</td> <td>5852.70</td> <td>50.89</td> <td>116.15</td> <td>-65.26</td> <td>40.43</td> <td>35.76</td> <td>11.39</td> <td>36.69</td> <td>0.00</td> <td>370</td> <td>31</td> <td>PEAK</td> </tr> <tr> <td>2</td> <td>5866.54</td> <td>51.48</td> <td>107.67</td> <td>-56.19</td> <td>41.02</td> <td>35.76</td> <td>11.39</td> <td>36.69</td> <td>0.00</td> <td>370</td> <td>31</td> <td>PEAK</td> </tr> <tr> <td>3</td> <td>5909.05</td> <td>52.62</td> <td>80.07</td> <td>-27.45</td> <td>42.09</td> <td>35.78</td> <td>11.42</td> <td>36.67</td> <td>0.00</td> <td>370</td> <td>31</td> <td>PEAK</td> </tr> <tr> <td>4</td> <td>5948.25</td> <td>51.10</td> <td>68.30</td> <td>-17.20</td> <td>40.55</td> <td>35.76</td> <td>11.44</td> <td>36.65</td> <td>0.00</td> <td>370</td> <td>31</td> <td>PEAK</td> </tr> </tbody> </table>	Peak	Freq (MHz)	Level (dBuV/m)	Limit (dBuV/m)	Margin (dB)	Read Level (dBuV)	Ant Factor (dB/m)	Cable Loss (dB)	Preamp Factor (dB)	Aux Factor (dB)	APos (cm)	TPos (deg)	Remark	1	5852.70	50.89	116.15	-65.26	40.43	35.76	11.39	36.69	0.00	370	31	PEAK	2	5866.54	51.48	107.67	-56.19	41.02	35.76	11.39	36.69	0.00	370	31	PEAK	3	5909.05	52.62	80.07	-27.45	42.09	35.78	11.42	36.67	0.00	370	31	PEAK	4	5948.25	51.10	68.30	-17.20	40.55	35.76	11.44	36.65	0.00	370	31	PEAK	Blank
Peak	Freq (MHz)	Level (dBuV/m)	Limit (dBuV/m)	Margin (dB)	Read Level (dBuV)	Ant Factor (dB/m)	Cable Loss (dB)	Preamp Factor (dB)	Aux Factor (dB)	APos (cm)	TPos (deg)	Remark																																																							
1	5852.70	50.89	116.15	-65.26	40.43	35.76	11.39	36.69	0.00	370	31	PEAK																																																							
2	5866.54	51.48	107.67	-56.19	41.02	35.76	11.39	36.69	0.00	370	31	PEAK																																																							
3	5909.05	52.62	80.07	-27.45	42.09	35.78	11.42	36.67	0.00	370	31	PEAK																																																							
4	5948.25	51.10	68.30	-17.20	40.55	35.76	11.44	36.65	0.00	370	31	PEAK																																																							



Mode	7																																																																																																																																																				
	Harmonic																																																																																																																																																				
	U-NII-3_5.725-5.85_802.11ac VHT40_CH151_Full_5755MHz																																																																																																																																																				
Pol.	Horizontal	Vertical																																																																																																																																																			
Peak Avg	<table border="1"> <thead> <tr> <th>Limit</th> <th>Read</th> <th>Ant</th> <th>Cable</th> <th>Preamp</th> <th>Aux</th> <th>APos</th> <th>TPos</th> <th>Remark</th> </tr> <tr> <th>Freq</th> <th>Level</th> <th>Line Margin</th> <th>Level</th> <th>Factor</th> <th>Loss Factor</th> <th>Factor</th> <th></th> <th></th> </tr> <tr> <th>MHz</th> <th>dBuV/m</th> <th>dBuV/m</th> <th>dB</th> <th>dBuV</th> <th>dB/m</th> <th>dB</th> <th>dB</th> <th>cm</th> <th>deg</th> </tr> </thead> <tbody> <tr> <td>1</td> <td>7673.37</td> <td>46.53</td> <td>74.00</td> <td>-27.47</td> <td>60.60</td> <td>36.70</td> <td>13.11</td> <td>63.88</td> <td>0.00</td> <td>100</td> <td>114</td> <td>PEAK</td> </tr> <tr> <td>2</td> <td>7673.37</td> <td>45.22</td> <td>54.00</td> <td>-8.78</td> <td>59.29</td> <td>36.70</td> <td>13.11</td> <td>63.88</td> <td>0.00</td> <td>100</td> <td>114</td> <td>AVERAGE</td> </tr> <tr> <td>3</td> <td>11510.00</td> <td>43.89</td> <td>74.00</td> <td>-30.11</td> <td>51.04</td> <td>38.67</td> <td>16.22</td> <td>62.04</td> <td>0.00</td> <td>100</td> <td>114</td> <td>PEAK</td> </tr> </tbody> </table>	Limit	Read	Ant	Cable	Preamp	Aux	APos	TPos	Remark	Freq	Level	Line Margin	Level	Factor	Loss Factor	Factor			MHz	dBuV/m	dBuV/m	dB	dBuV	dB/m	dB	dB	cm	deg	1	7673.37	46.53	74.00	-27.47	60.60	36.70	13.11	63.88	0.00	100	114	PEAK	2	7673.37	45.22	54.00	-8.78	59.29	36.70	13.11	63.88	0.00	100	114	AVERAGE	3	11510.00	43.89	74.00	-30.11	51.04	38.67	16.22	62.04	0.00	100	114	PEAK	<table border="1"> <thead> <tr> <th>Limit</th> <th>Read</th> <th>Ant</th> <th>Cable</th> <th>Preamp</th> <th>Aux</th> <th>APos</th> <th>TPos</th> <th>Remark</th> </tr> <tr> <th>Freq</th> <th>Level</th> <th>Line Margin</th> <th>Level</th> <th>Factor</th> <th>Loss Factor</th> <th>Factor</th> <th></th> <th></th> </tr> <tr> <th>MHz</th> <th>dBuV/m</th> <th>dBuV/m</th> <th>dB</th> <th>dBuV</th> <th>dB/m</th> <th>dB</th> <th>dB</th> <th>cm</th> <th>deg</th> </tr> </thead> <tbody> <tr> <td>1</td> <td>7673.37</td> <td>46.16</td> <td>74.00</td> <td>-27.84</td> <td>60.23</td> <td>36.70</td> <td>13.11</td> <td>63.88</td> <td>0.00</td> <td>105</td> <td>253</td> <td>PEAK</td> </tr> <tr> <td>2</td> <td>7673.37</td> <td>45.01</td> <td>54.00</td> <td>-8.99</td> <td>59.08</td> <td>36.70</td> <td>13.11</td> <td>63.88</td> <td>0.00</td> <td>105</td> <td>253</td> <td>AVERAGE</td> </tr> <tr> <td>3</td> <td>11510.00</td> <td>44.85</td> <td>74.00</td> <td>-29.15</td> <td>52.00</td> <td>38.67</td> <td>16.22</td> <td>62.04</td> <td>0.00</td> <td>226</td> <td>154</td> <td>PEAK</td> </tr> <tr> <td>4</td> <td>11510.00</td> <td>43.18</td> <td>54.00</td> <td>-10.82</td> <td>50.35</td> <td>38.66</td> <td>16.21</td> <td>62.04</td> <td>0.00</td> <td>226</td> <td>154</td> <td>AVERAGE</td> </tr> </tbody> </table>	Limit	Read	Ant	Cable	Preamp	Aux	APos	TPos	Remark	Freq	Level	Line Margin	Level	Factor	Loss Factor	Factor			MHz	dBuV/m	dBuV/m	dB	dBuV	dB/m	dB	dB	cm	deg	1	7673.37	46.16	74.00	-27.84	60.23	36.70	13.11	63.88	0.00	105	253	PEAK	2	7673.37	45.01	54.00	-8.99	59.08	36.70	13.11	63.88	0.00	105	253	AVERAGE	3	11510.00	44.85	74.00	-29.15	52.00	38.67	16.22	62.04	0.00	226	154	PEAK	4	11510.00	43.18	54.00	-10.82	50.35	38.66	16.21	62.04	0.00	226	154	AVERAGE
Limit	Read	Ant	Cable	Preamp	Aux	APos	TPos	Remark																																																																																																																																													
Freq	Level	Line Margin	Level	Factor	Loss Factor	Factor																																																																																																																																															
MHz	dBuV/m	dBuV/m	dB	dBuV	dB/m	dB	dB	cm	deg																																																																																																																																												
1	7673.37	46.53	74.00	-27.47	60.60	36.70	13.11	63.88	0.00	100	114	PEAK																																																																																																																																									
2	7673.37	45.22	54.00	-8.78	59.29	36.70	13.11	63.88	0.00	100	114	AVERAGE																																																																																																																																									
3	11510.00	43.89	74.00	-30.11	51.04	38.67	16.22	62.04	0.00	100	114	PEAK																																																																																																																																									
Limit	Read	Ant	Cable	Preamp	Aux	APos	TPos	Remark																																																																																																																																													
Freq	Level	Line Margin	Level	Factor	Loss Factor	Factor																																																																																																																																															
MHz	dBuV/m	dBuV/m	dB	dBuV	dB/m	dB	dB	cm	deg																																																																																																																																												
1	7673.37	46.16	74.00	-27.84	60.23	36.70	13.11	63.88	0.00	105	253	PEAK																																																																																																																																									
2	7673.37	45.01	54.00	-8.99	59.08	36.70	13.11	63.88	0.00	105	253	AVERAGE																																																																																																																																									
3	11510.00	44.85	74.00	-29.15	52.00	38.67	16.22	62.04	0.00	226	154	PEAK																																																																																																																																									
4	11510.00	43.18	54.00	-10.82	50.35	38.66	16.21	62.04	0.00	226	154	AVERAGE																																																																																																																																									



Mode	8																																																																																																																														
	Band Edge - L																																																																																																																														
	U-NII-3_5.725-5.85_802.11ac VHT40_CH159_Full_5795MHz																																																																																																																														
Pol.	Horizontal	Fundamental																																																																																																																													
Peak	<table border="1"> <thead> <tr> <th>Limit</th> <th>Over</th> <th>Read</th> <th>Ant</th> <th>Cable</th> <th>Preamp</th> <th>Aux</th> <th>APos</th> <th>TPos</th> <th>Remark</th> </tr> <tr> <th>Freq</th> <th>Level</th> <th>Line</th> <th>Limit</th> <th>Level</th> <th>Factor</th> <th>Loss</th> <th>Factor</th> <th>Factor</th> <th></th> </tr> <tr> <th>MHz</th> <th>dBuV/m</th> <th>dBuV/m</th> <th>dB</th> <th>dBuV</th> <th>dB/m</th> <th>dB</th> <th>dB</th> <th>dB</th> <th>cm</th> <th>deg</th> </tr> </thead> <tbody> <tr> <td>1</td> <td>5618.33</td> <td>52.08</td> <td>68.30</td> <td>-16.22</td> <td>42.27</td> <td>35.47</td> <td>11.15</td> <td>36.81</td> <td>0.00</td> <td>100</td> <td>249</td> <td>PEAK</td> </tr> <tr> <td>2</td> <td>5682.68</td> <td>51.97</td> <td>92.52</td> <td>-40.55</td> <td>42.00</td> <td>35.56</td> <td>11.21</td> <td>36.80</td> <td>0.00</td> <td>100</td> <td>249</td> <td>Peak</td> </tr> <tr> <td>3</td> <td>5719.54</td> <td>53.60</td> <td>110.77</td> <td>-57.17</td> <td>43.51</td> <td>35.61</td> <td>11.26</td> <td>36.78</td> <td>0.00</td> <td>100</td> <td>249</td> <td>PEAK</td> </tr> <tr> <td>4</td> <td>5722.66</td> <td>53.05</td> <td>116.95</td> <td>-63.90</td> <td>42.95</td> <td>35.61</td> <td>11.26</td> <td>36.77</td> <td>0.00</td> <td>100</td> <td>249</td> <td>PEAK</td> </tr> </tbody> </table>	Limit	Over	Read	Ant	Cable	Preamp	Aux	APos	TPos	Remark	Freq	Level	Line	Limit	Level	Factor	Loss	Factor	Factor		MHz	dBuV/m	dBuV/m	dB	dBuV	dB/m	dB	dB	dB	cm	deg	1	5618.33	52.08	68.30	-16.22	42.27	35.47	11.15	36.81	0.00	100	249	PEAK	2	5682.68	51.97	92.52	-40.55	42.00	35.56	11.21	36.80	0.00	100	249	Peak	3	5719.54	53.60	110.77	-57.17	43.51	35.61	11.26	36.78	0.00	100	249	PEAK	4	5722.66	53.05	116.95	-63.90	42.95	35.61	11.26	36.77	0.00	100	249	PEAK	<table border="1"> <thead> <tr> <th>Limit</th> <th>Read</th> <th>Ant</th> <th>Cable</th> <th>Preamp</th> <th>Aux</th> <th>APos</th> <th>TPos</th> <th>Remark</th> </tr> <tr> <th>Freq</th> <th>Level</th> <th>Line</th> <th>Margin</th> <th>Level</th> <th>Factor</th> <th>Loss</th> <th>Factor</th> <th>Factor</th> <th></th> </tr> <tr> <th>MHz</th> <th>dBuV/m</th> <th>dBuV/m</th> <th>dB</th> <th>dBuV</th> <th>dB/m</th> <th>dB</th> <th>dB</th> <th>dB</th> <th>cm</th> <th>deg</th> </tr> </thead> <tbody> <tr> <td>1</td> <td>5795.00</td> <td>103.83</td> <td>-----</td> <td>93.48</td> <td>35.72</td> <td>11.35</td> <td>36.72</td> <td>0.00</td> <td>100</td> <td>249</td> <td>PEAK</td> </tr> </tbody> </table>	Limit	Read	Ant	Cable	Preamp	Aux	APos	TPos	Remark	Freq	Level	Line	Margin	Level	Factor	Loss	Factor	Factor		MHz	dBuV/m	dBuV/m	dB	dBuV	dB/m	dB	dB	dB	cm	deg	1	5795.00	103.83	-----	93.48	35.72	11.35	36.72	0.00	100	249	PEAK
Limit	Over	Read	Ant	Cable	Preamp	Aux	APos	TPos	Remark																																																																																																																						
Freq	Level	Line	Limit	Level	Factor	Loss	Factor	Factor																																																																																																																							
MHz	dBuV/m	dBuV/m	dB	dBuV	dB/m	dB	dB	dB	cm	deg																																																																																																																					
1	5618.33	52.08	68.30	-16.22	42.27	35.47	11.15	36.81	0.00	100	249	PEAK																																																																																																																			
2	5682.68	51.97	92.52	-40.55	42.00	35.56	11.21	36.80	0.00	100	249	Peak																																																																																																																			
3	5719.54	53.60	110.77	-57.17	43.51	35.61	11.26	36.78	0.00	100	249	PEAK																																																																																																																			
4	5722.66	53.05	116.95	-63.90	42.95	35.61	11.26	36.77	0.00	100	249	PEAK																																																																																																																			
Limit	Read	Ant	Cable	Preamp	Aux	APos	TPos	Remark																																																																																																																							
Freq	Level	Line	Margin	Level	Factor	Loss	Factor	Factor																																																																																																																							
MHz	dBuV/m	dBuV/m	dB	dBuV	dB/m	dB	dB	dB	cm	deg																																																																																																																					
1	5795.00	103.83	-----	93.48	35.72	11.35	36.72	0.00	100	249	PEAK																																																																																																																				
Avg	Blank	<table border="1"> <thead> <tr> <th>Limit</th> <th>Read</th> <th>Ant</th> <th>Cable</th> <th>Preamp</th> <th>Aux</th> <th>APos</th> <th>TPos</th> <th>Remark</th> </tr> <tr> <th>Freq</th> <th>Level</th> <th>Line</th> <th>Margin</th> <th>Level</th> <th>Factor</th> <th>Loss</th> <th>Factor</th> <th>Factor</th> <th></th> </tr> <tr> <th>MHz</th> <th>dBuV/m</th> <th>dBuV/m</th> <th>dB</th> <th>dBuV</th> <th>dB/m</th> <th>dB</th> <th>dB</th> <th>dB</th> <th>cm</th> <th>deg</th> </tr> </thead> <tbody> <tr> <td>1</td> <td>5795.00</td> <td>96.21</td> <td>122.30</td> <td>-26.09</td> <td>85.86</td> <td>35.72</td> <td>11.35</td> <td>36.72</td> <td>0.00</td> <td>100</td> <td>249</td> <td>AVERAGE</td> </tr> </tbody> </table>	Limit	Read	Ant	Cable	Preamp	Aux	APos	TPos	Remark	Freq	Level	Line	Margin	Level	Factor	Loss	Factor	Factor		MHz	dBuV/m	dBuV/m	dB	dBuV	dB/m	dB	dB	dB	cm	deg	1	5795.00	96.21	122.30	-26.09	85.86	35.72	11.35	36.72	0.00	100	249	AVERAGE																																																																																		
Limit	Read	Ant	Cable	Preamp	Aux	APos	TPos	Remark																																																																																																																							
Freq	Level	Line	Margin	Level	Factor	Loss	Factor	Factor																																																																																																																							
MHz	dBuV/m	dBuV/m	dB	dBuV	dB/m	dB	dB	dB	cm	deg																																																																																																																					
1	5795.00	96.21	122.30	-26.09	85.86	35.72	11.35	36.72	0.00	100	249	AVERAGE																																																																																																																			



Mode	8																																																																		
	Band Edge - R																																																																		
	U-NII-3_5.725-5.85_802.11ac VHT40_CH159_Full_5795MHz																																																																		
Pol.	Horizontal	Fundamental																																																																	
Peak	<table border="1"> <thead> <tr> <th>Peak</th> <th>Freq (MHz)</th> <th>Level (dBuV/m)</th> <th>Limit (dBuV/m)</th> <th>Margin (dB)</th> <th>Read Level (dBuV)</th> <th>Ant Factor (dB/m)</th> <th>Cable Loss (dB)</th> <th>Preamp Gain (dB)</th> <th>Aux Factor (dB)</th> <th>APos (cm)</th> <th>TPos (deg)</th> <th>Remark</th> </tr> </thead> <tbody> <tr> <td>1</td> <td>5852.97</td> <td>52.33</td> <td>115.53</td> <td>-63.20</td> <td>41.87</td> <td>35.76</td> <td>11.39</td> <td>36.69</td> <td>0.00</td> <td>100</td> <td>249</td> <td>PEAK</td> </tr> <tr> <td>2</td> <td>5868.88</td> <td>52.89</td> <td>109.25</td> <td>-56.36</td> <td>42.43</td> <td>35.76</td> <td>11.39</td> <td>36.69</td> <td>0.00</td> <td>100</td> <td>249</td> <td>PEAK</td> </tr> <tr> <td>3</td> <td>5901.80</td> <td>52.26</td> <td>85.43</td> <td>-33.17</td> <td>41.74</td> <td>35.78</td> <td>11.41</td> <td>36.67</td> <td>0.00</td> <td>100</td> <td>249</td> <td>PEAK</td> </tr> <tr> <td>4</td> <td>5942.72</td> <td>52.13</td> <td>68.30</td> <td>-16.17</td> <td>41.58</td> <td>35.76</td> <td>11.44</td> <td>36.65</td> <td>0.00</td> <td>100</td> <td>249</td> <td>PEAK</td> </tr> </tbody> </table>	Peak	Freq (MHz)	Level (dBuV/m)	Limit (dBuV/m)	Margin (dB)	Read Level (dBuV)	Ant Factor (dB/m)	Cable Loss (dB)	Preamp Gain (dB)	Aux Factor (dB)	APos (cm)	TPos (deg)	Remark	1	5852.97	52.33	115.53	-63.20	41.87	35.76	11.39	36.69	0.00	100	249	PEAK	2	5868.88	52.89	109.25	-56.36	42.43	35.76	11.39	36.69	0.00	100	249	PEAK	3	5901.80	52.26	85.43	-33.17	41.74	35.78	11.41	36.67	0.00	100	249	PEAK	4	5942.72	52.13	68.30	-16.17	41.58	35.76	11.44	36.65	0.00	100	249	PEAK	Blank
Peak	Freq (MHz)	Level (dBuV/m)	Limit (dBuV/m)	Margin (dB)	Read Level (dBuV)	Ant Factor (dB/m)	Cable Loss (dB)	Preamp Gain (dB)	Aux Factor (dB)	APos (cm)	TPos (deg)	Remark																																																							
1	5852.97	52.33	115.53	-63.20	41.87	35.76	11.39	36.69	0.00	100	249	PEAK																																																							
2	5868.88	52.89	109.25	-56.36	42.43	35.76	11.39	36.69	0.00	100	249	PEAK																																																							
3	5901.80	52.26	85.43	-33.17	41.74	35.78	11.41	36.67	0.00	100	249	PEAK																																																							
4	5942.72	52.13	68.30	-16.17	41.58	35.76	11.44	36.65	0.00	100	249	PEAK																																																							



8

Mode

Band Edge - L

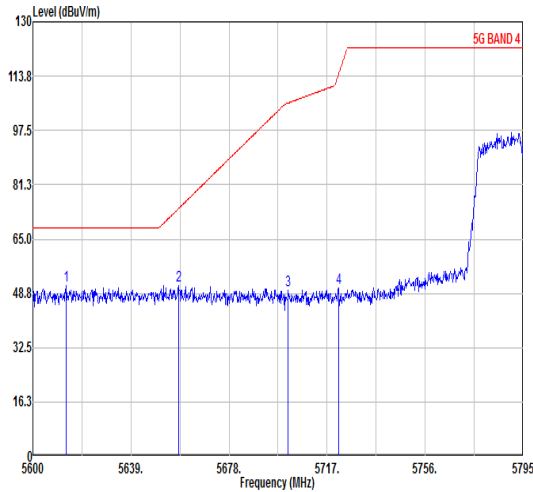
U-NII-3_5.725-5.85_802.11ac VHT40_CH159_Full_5795MHz

Pol.

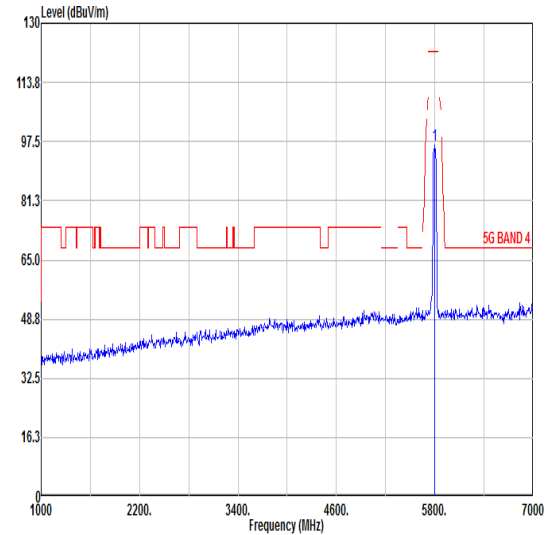
Vertical

Fundamental

Peak



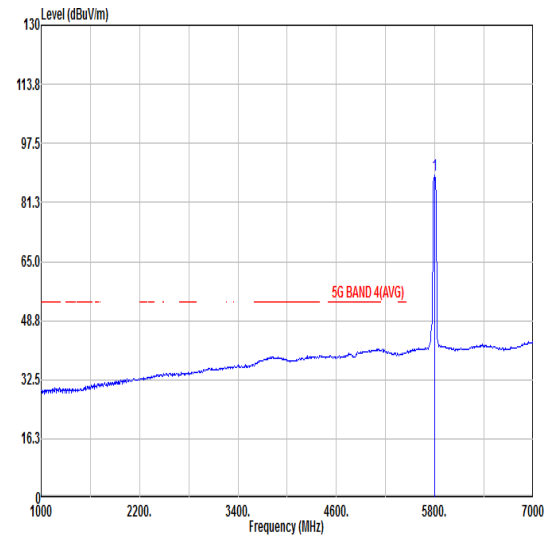
Peak	Freq	Level	Limit	Line	Margin	Read	Ant	Cable	Preamp	Aux	APos	TPos	Remark
	MHz	dBuV/m	dBuV/m	dB	dB	dBuV	dB/m	dB	dB	dB	cm	deg	
1	5613.26	51.00	68.30	-17.30	41.21	35.47	11.14	36.82	0.00	356	164	PEAK	
2	5657.92	50.96	74.18	-23.22	41.04	35.53	11.19	36.80	0.00	356	164	PEAK	
3	5701.60	49.79	105.75	-55.96	39.77	35.58	11.23	36.79	0.00	356	164	PEAK	
4	5721.49	50.51	114.29	-63.78	40.41	35.61	11.26	36.77	0.00	356	164	PEAK	



Peak	Freq	Level	Limit	Line	Margin	Read	Ant	Cable	Preamp	Aux	APos	TPos	Remark
	MHz	dBuV/m	dBuV/m	dB	dB	dBuV	dB/m	dB	dB	dB	cm	deg	
1	5795.00	96.37	122.30	-25.93	86.02	35.72	11.35	36.72	0.00	356	164	PEAK	

Avg

Blank



Peak	Freq	Level	Limit	Line	Margin	Read	Ant	Cable	Preamp	Aux	APos	TPos	Remark
	MHz	dBuV/m	dBuV/m	dB	dB	dBuV	dB/m	dB	dB	dB	cm	deg	
1	5795.00	88.88	122.30	-33.42	78.53	35.72	11.35	36.72	0.00	356	164	AVERAGE	



Mode	8																																																													
	Band Edge - R																																																													
	U-NII-3_5.725-5.85_802.11ac VHT40_CH159_Full_5795MHz																																																													
Pol.	Vertical	Fundamental																																																												
Peak	<table border="1"> <thead> <tr> <th>MHz</th> <th>dBuV/m</th> <th>dBuV/m</th> <th>dB</th> <th>dBuV</th> <th>dB/m</th> <th>dB</th> <th>dB</th> <th>dB</th> <th>cm</th> <th>deg</th> <th>Remark</th> </tr> </thead> <tbody> <tr> <td>1</td> <td>5851.11</td> <td>50.14</td> <td>119.77</td> <td>-69.63</td> <td>39.68</td> <td>35.76</td> <td>11.39</td> <td>36.69</td> <td>0.00</td> <td>356</td> <td>164 PEAK</td> </tr> <tr> <td>2</td> <td>5860.72</td> <td>51.74</td> <td>109.30</td> <td>-57.56</td> <td>41.28</td> <td>35.76</td> <td>11.39</td> <td>36.69</td> <td>0.00</td> <td>356</td> <td>164 PEAK</td> </tr> <tr> <td>3</td> <td>5885.83</td> <td>51.55</td> <td>97.26</td> <td>-45.71</td> <td>41.06</td> <td>35.77</td> <td>11.40</td> <td>36.68</td> <td>0.00</td> <td>356</td> <td>164 PEAK</td> </tr> <tr> <td>4</td> <td>5935.28</td> <td>51.02</td> <td>68.30</td> <td>-17.28</td> <td>40.48</td> <td>35.77</td> <td>11.43</td> <td>36.66</td> <td>0.00</td> <td>356</td> <td>164 PEAK</td> </tr> </tbody> </table>	MHz	dBuV/m	dBuV/m	dB	dBuV	dB/m	dB	dB	dB	cm	deg	Remark	1	5851.11	50.14	119.77	-69.63	39.68	35.76	11.39	36.69	0.00	356	164 PEAK	2	5860.72	51.74	109.30	-57.56	41.28	35.76	11.39	36.69	0.00	356	164 PEAK	3	5885.83	51.55	97.26	-45.71	41.06	35.77	11.40	36.68	0.00	356	164 PEAK	4	5935.28	51.02	68.30	-17.28	40.48	35.77	11.43	36.66	0.00	356	164 PEAK	Blank
MHz	dBuV/m	dBuV/m	dB	dBuV	dB/m	dB	dB	dB	cm	deg	Remark																																																			
1	5851.11	50.14	119.77	-69.63	39.68	35.76	11.39	36.69	0.00	356	164 PEAK																																																			
2	5860.72	51.74	109.30	-57.56	41.28	35.76	11.39	36.69	0.00	356	164 PEAK																																																			
3	5885.83	51.55	97.26	-45.71	41.06	35.77	11.40	36.68	0.00	356	164 PEAK																																																			
4	5935.28	51.02	68.30	-17.28	40.48	35.77	11.43	36.66	0.00	356	164 PEAK																																																			



Mode	8																																																																																																																																																																	
	Harmonic																																																																																																																																																																	
	U-NII-3_5.725-5.85_802.11ac VHT40_CH159_Full_5795MHz																																																																																																																																																																	
Pol.	Horizontal	Vertical																																																																																																																																																																
Peak Avg	<table border="1"> <thead> <tr> <th>Limit</th> <th>Read</th> <th>Ant</th> <th>Cable</th> <th>Preamp</th> <th>Aux</th> <th>APos</th> <th>TPos</th> <th>Remark</th> </tr> <tr> <th>Freq</th> <th>Level</th> <th>Line Margin</th> <th>Level</th> <th>Factor</th> <th>Loss Factor</th> <th>Factor</th> <th></th> <th></th> </tr> <tr> <th>MHz</th> <th>dBuV/m</th> <th>dBuV/m</th> <th>dB</th> <th>dBuV</th> <th>dB/m</th> <th>dB</th> <th>dB</th> <th>cm</th> <th>deg</th> </tr> </thead> <tbody> <tr> <td>1</td> <td>7726.71</td> <td>46.49</td> <td>74.00</td> <td>-27.51</td> <td>60.46</td> <td>36.74</td> <td>13.13</td> <td>63.84</td> <td>0.00</td> <td>100</td> <td>89</td> <td>PEAK</td> </tr> <tr> <td>2</td> <td>7726.71</td> <td>45.16</td> <td>54.00</td> <td>-8.84</td> <td>59.13</td> <td>36.74</td> <td>13.13</td> <td>63.84</td> <td>0.00</td> <td>100</td> <td>89</td> <td>AVERAGE</td> </tr> <tr> <td>3</td> <td>11590.00</td> <td>45.09</td> <td>74.00</td> <td>-28.91</td> <td>52.13</td> <td>38.69</td> <td>16.27</td> <td>62.00</td> <td>0.00</td> <td>116</td> <td>285</td> <td>PEAK</td> </tr> <tr> <td>4</td> <td>11590.00</td> <td>42.49</td> <td>54.00</td> <td>-11.51</td> <td>49.53</td> <td>38.69</td> <td>16.27</td> <td>62.00</td> <td>0.00</td> <td>116</td> <td>285</td> <td>AVERAGE</td> </tr> </tbody> </table>	Limit	Read	Ant	Cable	Preamp	Aux	APos	TPos	Remark	Freq	Level	Line Margin	Level	Factor	Loss Factor	Factor			MHz	dBuV/m	dBuV/m	dB	dBuV	dB/m	dB	dB	cm	deg	1	7726.71	46.49	74.00	-27.51	60.46	36.74	13.13	63.84	0.00	100	89	PEAK	2	7726.71	45.16	54.00	-8.84	59.13	36.74	13.13	63.84	0.00	100	89	AVERAGE	3	11590.00	45.09	74.00	-28.91	52.13	38.69	16.27	62.00	0.00	116	285	PEAK	4	11590.00	42.49	54.00	-11.51	49.53	38.69	16.27	62.00	0.00	116	285	AVERAGE	<table border="1"> <thead> <tr> <th>Limit</th> <th>Read</th> <th>Ant</th> <th>Cable</th> <th>Preamp</th> <th>Aux</th> <th>APos</th> <th>TPos</th> <th>Remark</th> </tr> <tr> <th>Freq</th> <th>Level</th> <th>Line Margin</th> <th>Level</th> <th>Factor</th> <th>Loss Factor</th> <th>Factor</th> <th></th> <th></th> </tr> <tr> <th>MHz</th> <th>dBuV/m</th> <th>dBuV/m</th> <th>dB</th> <th>dBuV</th> <th>dB/m</th> <th>dB</th> <th>dB</th> <th>cm</th> <th>deg</th> </tr> </thead> <tbody> <tr> <td>1</td> <td>7726.71</td> <td>46.67</td> <td>74.00</td> <td>-27.33</td> <td>60.64</td> <td>36.74</td> <td>13.13</td> <td>63.84</td> <td>0.00</td> <td>274</td> <td>77</td> <td>PEAK</td> </tr> <tr> <td>2</td> <td>7726.71</td> <td>45.18</td> <td>54.00</td> <td>-8.82</td> <td>59.15</td> <td>36.74</td> <td>13.13</td> <td>63.84</td> <td>0.00</td> <td>274</td> <td>77</td> <td>AVERAGE</td> </tr> <tr> <td>3</td> <td>11590.00</td> <td>44.48</td> <td>74.00</td> <td>-29.52</td> <td>51.52</td> <td>38.69</td> <td>16.27</td> <td>62.00</td> <td>0.00</td> <td>180</td> <td>151</td> <td>PEAK</td> </tr> <tr> <td>4</td> <td>11590.00</td> <td>43.31</td> <td>54.00</td> <td>-10.69</td> <td>50.38</td> <td>38.68</td> <td>16.26</td> <td>62.01</td> <td>0.00</td> <td>180</td> <td>151</td> <td>AVERAGE</td> </tr> </tbody> </table>	Limit	Read	Ant	Cable	Preamp	Aux	APos	TPos	Remark	Freq	Level	Line Margin	Level	Factor	Loss Factor	Factor			MHz	dBuV/m	dBuV/m	dB	dBuV	dB/m	dB	dB	cm	deg	1	7726.71	46.67	74.00	-27.33	60.64	36.74	13.13	63.84	0.00	274	77	PEAK	2	7726.71	45.18	54.00	-8.82	59.15	36.74	13.13	63.84	0.00	274	77	AVERAGE	3	11590.00	44.48	74.00	-29.52	51.52	38.69	16.27	62.00	0.00	180	151	PEAK	4	11590.00	43.31	54.00	-10.69	50.38	38.68	16.26	62.01	0.00	180	151	AVERAGE
Limit	Read	Ant	Cable	Preamp	Aux	APos	TPos	Remark																																																																																																																																																										
Freq	Level	Line Margin	Level	Factor	Loss Factor	Factor																																																																																																																																																												
MHz	dBuV/m	dBuV/m	dB	dBuV	dB/m	dB	dB	cm	deg																																																																																																																																																									
1	7726.71	46.49	74.00	-27.51	60.46	36.74	13.13	63.84	0.00	100	89	PEAK																																																																																																																																																						
2	7726.71	45.16	54.00	-8.84	59.13	36.74	13.13	63.84	0.00	100	89	AVERAGE																																																																																																																																																						
3	11590.00	45.09	74.00	-28.91	52.13	38.69	16.27	62.00	0.00	116	285	PEAK																																																																																																																																																						
4	11590.00	42.49	54.00	-11.51	49.53	38.69	16.27	62.00	0.00	116	285	AVERAGE																																																																																																																																																						
Limit	Read	Ant	Cable	Preamp	Aux	APos	TPos	Remark																																																																																																																																																										
Freq	Level	Line Margin	Level	Factor	Loss Factor	Factor																																																																																																																																																												
MHz	dBuV/m	dBuV/m	dB	dBuV	dB/m	dB	dB	cm	deg																																																																																																																																																									
1	7726.71	46.67	74.00	-27.33	60.64	36.74	13.13	63.84	0.00	274	77	PEAK																																																																																																																																																						
2	7726.71	45.18	54.00	-8.82	59.15	36.74	13.13	63.84	0.00	274	77	AVERAGE																																																																																																																																																						
3	11590.00	44.48	74.00	-29.52	51.52	38.69	16.27	62.00	0.00	180	151	PEAK																																																																																																																																																						
4	11590.00	43.31	54.00	-10.69	50.38	38.68	16.26	62.01	0.00	180	151	AVERAGE																																																																																																																																																						



Mode	9																																																																																																						
	Band Edge - L																																																																																																						
	U-NII-3_5.725-5.85_802.11ac VHT80_CH155_Full_5775MHz																																																																																																						
Pol.	Horizontal	Fundamental																																																																																																					
Peak	<p>Level (dBuV/m) vs Frequency (MHz) plot for Horizontal polarization. The plot shows a rising red line for the 5G BAND 4 limit and a blue trace for the measured signal. Four peaks are marked with vertical lines and numbered 1, 2, 3, and 4.</p> <table border="1"> <thead> <tr> <th>Limit</th> <th>Read</th> <th>Ant</th> <th>Cable</th> <th>Preamp</th> <th>Aux</th> <th>APos</th> <th>TPos</th> <th>Remark</th> </tr> <tr> <th>Freq</th> <th>Level</th> <th>Line</th> <th>Margin</th> <th>Level</th> <th>Factor</th> <th>Loss</th> <th>Factor</th> <th>Factor</th> </tr> </thead> <tbody> <tr> <td>1</td> <td>5647.95</td> <td>52.24</td> <td>68.30</td> <td>-16.06</td> <td>42.36</td> <td>35.51</td> <td>11.18</td> <td>36.81</td> <td>0.00</td> <td>100</td> <td>249</td> <td>PEAK</td> </tr> <tr> <td>2</td> <td>5688.20</td> <td>62.80</td> <td>96.60</td> <td>-33.80</td> <td>52.81</td> <td>35.56</td> <td>11.22</td> <td>36.79</td> <td>0.00</td> <td>100</td> <td>249</td> <td>PEAK</td> </tr> <tr> <td>3</td> <td>5716.90</td> <td>68.10</td> <td>110.03</td> <td>-41.93</td> <td>58.02</td> <td>35.61</td> <td>11.25</td> <td>36.78</td> <td>0.00</td> <td>100</td> <td>249</td> <td>PEAK</td> </tr> <tr> <td>4</td> <td>5720.23</td> <td>67.12</td> <td>111.41</td> <td>-44.29</td> <td>57.03</td> <td>35.61</td> <td>11.26</td> <td>36.78</td> <td>0.00</td> <td>100</td> <td>249</td> <td>PEAK</td> </tr> </tbody> </table>	Limit	Read	Ant	Cable	Preamp	Aux	APos	TPos	Remark	Freq	Level	Line	Margin	Level	Factor	Loss	Factor	Factor	1	5647.95	52.24	68.30	-16.06	42.36	35.51	11.18	36.81	0.00	100	249	PEAK	2	5688.20	62.80	96.60	-33.80	52.81	35.56	11.22	36.79	0.00	100	249	PEAK	3	5716.90	68.10	110.03	-41.93	58.02	35.61	11.25	36.78	0.00	100	249	PEAK	4	5720.23	67.12	111.41	-44.29	57.03	35.61	11.26	36.78	0.00	100	249	PEAK	<p>Level (dBuV/m) vs Frequency (MHz) plot for Fundamental polarization. The plot shows a red stepped line for the 5G BAND 4 limit and a blue trace for the measured signal. A single sharp peak is visible at approximately 5775 MHz.</p> <table border="1"> <thead> <tr> <th>Limit</th> <th>Read</th> <th>Ant</th> <th>Cable</th> <th>Preamp</th> <th>Aux</th> <th>APos</th> <th>TPos</th> <th>Remark</th> </tr> <tr> <th>Freq</th> <th>Level</th> <th>Line</th> <th>Margin</th> <th>Level</th> <th>Factor</th> <th>Loss</th> <th>Factor</th> <th>Factor</th> </tr> </thead> <tbody> <tr> <td>1</td> <td>5775.00</td> <td>99.84</td> <td>122.30</td> <td>-22.46</td> <td>89.56</td> <td>35.69</td> <td>11.33</td> <td>36.74</td> <td>0.00</td> <td>100</td> <td>249</td> <td>PEAK</td> </tr> </tbody> </table>	Limit	Read	Ant	Cable	Preamp	Aux	APos	TPos	Remark	Freq	Level	Line	Margin	Level	Factor	Loss	Factor	Factor	1	5775.00	99.84	122.30	-22.46	89.56	35.69	11.33	36.74	0.00	100	249	PEAK
Limit	Read	Ant	Cable	Preamp	Aux	APos	TPos	Remark																																																																																															
Freq	Level	Line	Margin	Level	Factor	Loss	Factor	Factor																																																																																															
1	5647.95	52.24	68.30	-16.06	42.36	35.51	11.18	36.81	0.00	100	249	PEAK																																																																																											
2	5688.20	62.80	96.60	-33.80	52.81	35.56	11.22	36.79	0.00	100	249	PEAK																																																																																											
3	5716.90	68.10	110.03	-41.93	58.02	35.61	11.25	36.78	0.00	100	249	PEAK																																																																																											
4	5720.23	67.12	111.41	-44.29	57.03	35.61	11.26	36.78	0.00	100	249	PEAK																																																																																											
Limit	Read	Ant	Cable	Preamp	Aux	APos	TPos	Remark																																																																																															
Freq	Level	Line	Margin	Level	Factor	Loss	Factor	Factor																																																																																															
1	5775.00	99.84	122.30	-22.46	89.56	35.69	11.33	36.74	0.00	100	249	PEAK																																																																																											
Avg	Blank	<p>Level (dBuV/m) vs Frequency (MHz) plot for Average (Avg) polarization. The plot shows a red dashed line for the 5G BAND 4(AVG) limit and a blue trace for the measured signal. A single sharp peak is visible at approximately 5775 MHz.</p> <table border="1"> <thead> <tr> <th>Limit</th> <th>Read</th> <th>Ant</th> <th>Cable</th> <th>Preamp</th> <th>Aux</th> <th>APos</th> <th>TPos</th> <th>Remark</th> </tr> <tr> <th>Freq</th> <th>Level</th> <th>Line</th> <th>Margin</th> <th>Level</th> <th>Factor</th> <th>Loss</th> <th>Factor</th> <th>Factor</th> </tr> </thead> <tbody> <tr> <td>1</td> <td>5775.00</td> <td>92.17</td> <td>122.30</td> <td>-30.13</td> <td>81.89</td> <td>35.69</td> <td>11.33</td> <td>36.74</td> <td>0.00</td> <td>100</td> <td>249</td> <td>AVERAGE</td> </tr> </tbody> </table>	Limit	Read	Ant	Cable	Preamp	Aux	APos	TPos	Remark	Freq	Level	Line	Margin	Level	Factor	Loss	Factor	Factor	1	5775.00	92.17	122.30	-30.13	81.89	35.69	11.33	36.74	0.00	100	249	AVERAGE																																																																						
Limit	Read	Ant	Cable	Preamp	Aux	APos	TPos	Remark																																																																																															
Freq	Level	Line	Margin	Level	Factor	Loss	Factor	Factor																																																																																															
1	5775.00	92.17	122.30	-30.13	81.89	35.69	11.33	36.74	0.00	100	249	AVERAGE																																																																																											



Mode	9																																																																																
	Band Edge - R																																																																																
	U-NII-3_5.725-5.85_802.11ac VHT80_CH155_Full_5775MHz																																																																																
Pol.	Horizontal	Fundamental																																																																															
Peak	<table border="1"> <thead> <tr> <th>Limit</th> <th>Read</th> <th>Ant</th> <th>Cable</th> <th>Preamp</th> <th>Aux</th> <th>APos</th> <th>TPos</th> <th>Remark</th> </tr> <tr> <th>Freq</th> <th>Level</th> <th>Line</th> <th>Margin</th> <th>Level</th> <th>Factor</th> <th>Loss</th> <th>Factor</th> <th>Factor</th> </tr> <tr> <th>MHz</th> <th>dBuV/m</th> <th>dBuV/m</th> <th>dB</th> <th>dBuV</th> <th>dB/m</th> <th>dB</th> <th>dB</th> <th>cm</th> </tr> </thead> <tbody> <tr> <td>1</td> <td>5850.43</td> <td>58.44</td> <td>121.33</td> <td>-62.89</td> <td>47.98</td> <td>35.76</td> <td>11.39</td> <td>36.69</td> <td>0.00</td> <td>100</td> <td>249</td> <td>PEAK</td> </tr> <tr> <td>2</td> <td>5859.35</td> <td>59.22</td> <td>109.68</td> <td>-50.46</td> <td>48.76</td> <td>35.76</td> <td>11.39</td> <td>36.69</td> <td>0.00</td> <td>100</td> <td>249</td> <td>PEAK</td> </tr> <tr> <td>3</td> <td>5880.00</td> <td>53.94</td> <td>101.59</td> <td>-47.65</td> <td>43.45</td> <td>35.77</td> <td>11.40</td> <td>36.68</td> <td>0.00</td> <td>100</td> <td>249</td> <td>PEAK</td> </tr> <tr> <td>4</td> <td>5933.90</td> <td>51.76</td> <td>68.30</td> <td>-16.54</td> <td>41.22</td> <td>35.77</td> <td>11.43</td> <td>36.66</td> <td>0.00</td> <td>100</td> <td>249</td> <td>PEAK</td> </tr> </tbody> </table>	Limit	Read	Ant	Cable	Preamp	Aux	APos	TPos	Remark	Freq	Level	Line	Margin	Level	Factor	Loss	Factor	Factor	MHz	dBuV/m	dBuV/m	dB	dBuV	dB/m	dB	dB	cm	1	5850.43	58.44	121.33	-62.89	47.98	35.76	11.39	36.69	0.00	100	249	PEAK	2	5859.35	59.22	109.68	-50.46	48.76	35.76	11.39	36.69	0.00	100	249	PEAK	3	5880.00	53.94	101.59	-47.65	43.45	35.77	11.40	36.68	0.00	100	249	PEAK	4	5933.90	51.76	68.30	-16.54	41.22	35.77	11.43	36.66	0.00	100	249	PEAK	Blank
Limit	Read	Ant	Cable	Preamp	Aux	APos	TPos	Remark																																																																									
Freq	Level	Line	Margin	Level	Factor	Loss	Factor	Factor																																																																									
MHz	dBuV/m	dBuV/m	dB	dBuV	dB/m	dB	dB	cm																																																																									
1	5850.43	58.44	121.33	-62.89	47.98	35.76	11.39	36.69	0.00	100	249	PEAK																																																																					
2	5859.35	59.22	109.68	-50.46	48.76	35.76	11.39	36.69	0.00	100	249	PEAK																																																																					
3	5880.00	53.94	101.59	-47.65	43.45	35.77	11.40	36.68	0.00	100	249	PEAK																																																																					
4	5933.90	51.76	68.30	-16.54	41.22	35.77	11.43	36.66	0.00	100	249	PEAK																																																																					



Mode		9																																																																																																																									
		Band Edge - L																																																																																																																									
		U-NII-3_5.725-5.85_802.11ac VHT80_CH155_Full_5775MHz																																																																																																																									
Pol.	Vertical	Fundamental																																																																																																																									
Peak	<table border="1"> <thead> <tr> <th>Limit</th> <th>Read</th> <th>Ant</th> <th>Cable</th> <th>Preamp</th> <th>Aux</th> <th>APos</th> <th>TPos</th> <th>Remark</th> </tr> <tr> <th>Freq</th> <th>Level</th> <th>Line</th> <th>Margin</th> <th>Level</th> <th>Factor</th> <th>Loss</th> <th>Factor</th> <th>Factor</th> </tr> </thead> <tbody> <tr> <td>MHz</td> <td>dBuV/m</td> <td>dBuV/m</td> <td>dB</td> <td>dBuV</td> <td>dB/m</td> <td>dB</td> <td>dB</td> <td>cm</td> <td>deg</td> </tr> <tr> <td>1</td> <td>5643.93</td> <td>51.25</td> <td>68.30</td> <td>-17.05</td> <td>41.38</td> <td>35.51</td> <td>11.17</td> <td>36.81</td> <td>0.00</td> <td>100</td> <td>28</td> <td>PEAK</td> </tr> <tr> <td>2</td> <td>5694.33</td> <td>57.98</td> <td>101.12</td> <td>-43.14</td> <td>47.98</td> <td>35.57</td> <td>11.22</td> <td>36.79</td> <td>0.00</td> <td>100</td> <td>28</td> <td>PEAK</td> </tr> <tr> <td>3</td> <td>5716.90</td> <td>58.93</td> <td>110.03</td> <td>-51.10</td> <td>48.85</td> <td>35.61</td> <td>11.25</td> <td>36.78</td> <td>0.00</td> <td>100</td> <td>28</td> <td>PEAK</td> </tr> <tr> <td>4</td> <td>5721.10</td> <td>60.60</td> <td>113.41</td> <td>-52.81</td> <td>50.51</td> <td>35.61</td> <td>11.26</td> <td>36.78</td> <td>0.00</td> <td>100</td> <td>28</td> <td>PEAK</td> </tr> </tbody> </table>	Limit	Read	Ant	Cable	Preamp	Aux	APos	TPos	Remark	Freq	Level	Line	Margin	Level	Factor	Loss	Factor	Factor	MHz	dBuV/m	dBuV/m	dB	dBuV	dB/m	dB	dB	cm	deg	1	5643.93	51.25	68.30	-17.05	41.38	35.51	11.17	36.81	0.00	100	28	PEAK	2	5694.33	57.98	101.12	-43.14	47.98	35.57	11.22	36.79	0.00	100	28	PEAK	3	5716.90	58.93	110.03	-51.10	48.85	35.61	11.25	36.78	0.00	100	28	PEAK	4	5721.10	60.60	113.41	-52.81	50.51	35.61	11.26	36.78	0.00	100	28	PEAK	<table border="1"> <thead> <tr> <th>Limit</th> <th>Read</th> <th>Ant</th> <th>Cable</th> <th>Preamp</th> <th>Aux</th> <th>APos</th> <th>TPos</th> <th>Remark</th> </tr> <tr> <th>Freq</th> <th>Level</th> <th>Line</th> <th>Margin</th> <th>Level</th> <th>Factor</th> <th>Loss</th> <th>Factor</th> <th>Factor</th> </tr> </thead> <tbody> <tr> <td>MHz</td> <td>dBuV/m</td> <td>dBuV/m</td> <td>dB</td> <td>dBuV</td> <td>dB/m</td> <td>dB</td> <td>dB</td> <td>cm</td> <td>deg</td> </tr> <tr> <td>1</td> <td>5775.00</td> <td>93.69</td> <td>122.30</td> <td>-28.61</td> <td>83.41</td> <td>35.69</td> <td>11.33</td> <td>36.74</td> <td>0.00</td> <td>100</td> <td>28</td> <td>PEAK</td> </tr> </tbody> </table>	Limit	Read	Ant	Cable	Preamp	Aux	APos	TPos	Remark	Freq	Level	Line	Margin	Level	Factor	Loss	Factor	Factor	MHz	dBuV/m	dBuV/m	dB	dBuV	dB/m	dB	dB	cm	deg	1	5775.00	93.69	122.30	-28.61	83.41	35.69	11.33	36.74	0.00	100	28	PEAK
	Limit	Read	Ant	Cable	Preamp	Aux	APos	TPos	Remark																																																																																																																		
Freq	Level	Line	Margin	Level	Factor	Loss	Factor	Factor																																																																																																																			
MHz	dBuV/m	dBuV/m	dB	dBuV	dB/m	dB	dB	cm	deg																																																																																																																		
1	5643.93	51.25	68.30	-17.05	41.38	35.51	11.17	36.81	0.00	100	28	PEAK																																																																																																															
2	5694.33	57.98	101.12	-43.14	47.98	35.57	11.22	36.79	0.00	100	28	PEAK																																																																																																															
3	5716.90	58.93	110.03	-51.10	48.85	35.61	11.25	36.78	0.00	100	28	PEAK																																																																																																															
4	5721.10	60.60	113.41	-52.81	50.51	35.61	11.26	36.78	0.00	100	28	PEAK																																																																																																															
Limit	Read	Ant	Cable	Preamp	Aux	APos	TPos	Remark																																																																																																																			
Freq	Level	Line	Margin	Level	Factor	Loss	Factor	Factor																																																																																																																			
MHz	dBuV/m	dBuV/m	dB	dBuV	dB/m	dB	dB	cm	deg																																																																																																																		
1	5775.00	93.69	122.30	-28.61	83.41	35.69	11.33	36.74	0.00	100	28	PEAK																																																																																																															
Avg	Blank	<table border="1"> <thead> <tr> <th>Limit</th> <th>Read</th> <th>Ant</th> <th>Cable</th> <th>Preamp</th> <th>Aux</th> <th>APos</th> <th>TPos</th> <th>Remark</th> </tr> <tr> <th>Freq</th> <th>Level</th> <th>Line</th> <th>Margin</th> <th>Level</th> <th>Factor</th> <th>Loss</th> <th>Factor</th> <th>Factor</th> </tr> </thead> <tbody> <tr> <td>MHz</td> <td>dBuV/m</td> <td>dBuV/m</td> <td>dB</td> <td>dBuV</td> <td>dB/m</td> <td>dB</td> <td>dB</td> <td>cm</td> <td>deg</td> </tr> <tr> <td>1</td> <td>5775.00</td> <td>85.99</td> <td>122.30</td> <td>-36.31</td> <td>75.71</td> <td>35.69</td> <td>11.33</td> <td>36.74</td> <td>0.00</td> <td>100</td> <td>28</td> <td>AVERAGE</td> </tr> </tbody> </table>	Limit	Read	Ant	Cable	Preamp	Aux	APos	TPos	Remark	Freq	Level	Line	Margin	Level	Factor	Loss	Factor	Factor	MHz	dBuV/m	dBuV/m	dB	dBuV	dB/m	dB	dB	cm	deg	1	5775.00	85.99	122.30	-36.31	75.71	35.69	11.33	36.74	0.00	100	28	AVERAGE																																																																																
Limit	Read	Ant	Cable	Preamp	Aux	APos	TPos	Remark																																																																																																																			
Freq	Level	Line	Margin	Level	Factor	Loss	Factor	Factor																																																																																																																			
MHz	dBuV/m	dBuV/m	dB	dBuV	dB/m	dB	dB	cm	deg																																																																																																																		
1	5775.00	85.99	122.30	-36.31	75.71	35.69	11.33	36.74	0.00	100	28	AVERAGE																																																																																																															

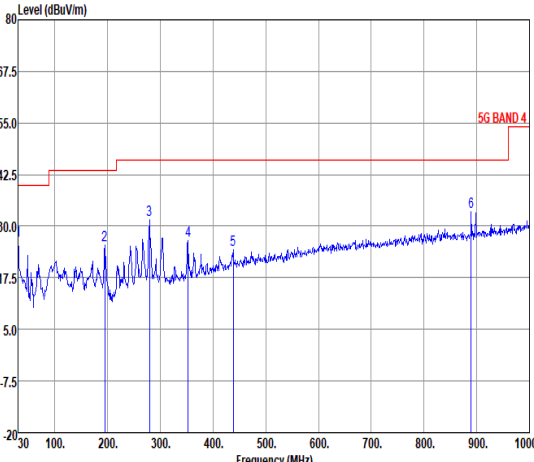
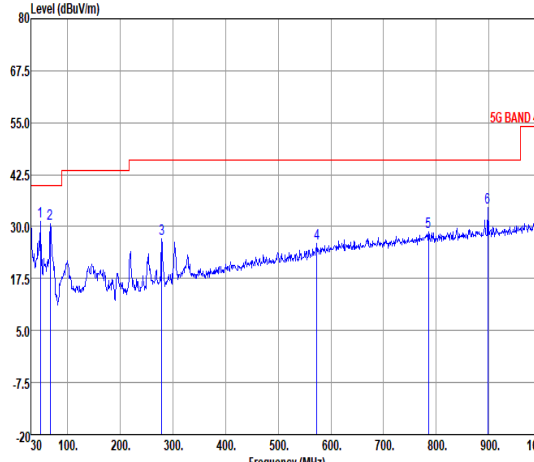


Mode	9																																																																									
	Band Edge - R																																																																									
	U-NII-3_5.725-5.85_802.11ac VHT80_CH155_Full_5775MHz																																																																									
Pol.	Vertical	Fundamental																																																																								
Peak	<table border="1"> <thead> <tr> <th>Limit Freq</th> <th>Limit Level</th> <th>Read Level</th> <th>Line Margin</th> <th>Ant Level</th> <th>Ant Factor</th> <th>Cable Loss</th> <th>Preamp Factor</th> <th>Aux Factor</th> <th>APos</th> <th>TPos</th> <th>Remark</th> </tr> <tr> <th>MHz</th> <th>dBuV/m</th> <th>dBuV/m</th> <th>dB</th> <th>dBuV</th> <th>dB/m</th> <th>dB</th> <th>dB</th> <th>dB</th> <th>cm</th> <th>deg</th> <th></th> </tr> </thead> <tbody> <tr> <td>1 5852.70</td> <td>55.15</td> <td>116.14</td> <td>-60.99</td> <td>44.69</td> <td>35.76</td> <td>11.39</td> <td>36.69</td> <td>0.00</td> <td>100</td> <td>28</td> <td>PEAK</td> </tr> <tr> <td>2 5855.15</td> <td>54.92</td> <td>110.86</td> <td>-55.94</td> <td>44.46</td> <td>35.76</td> <td>11.39</td> <td>36.69</td> <td>0.00</td> <td>100</td> <td>28</td> <td>PEAK</td> </tr> <tr> <td>3 5907.13</td> <td>51.69</td> <td>81.49</td> <td>-29.80</td> <td>41.17</td> <td>35.78</td> <td>11.41</td> <td>36.67</td> <td>0.00</td> <td>100</td> <td>28</td> <td>PEAK</td> </tr> <tr> <td>4 5950.00</td> <td>51.14</td> <td>68.30</td> <td>-17.16</td> <td>40.59</td> <td>35.76</td> <td>11.44</td> <td>36.65</td> <td>0.00</td> <td>100</td> <td>28</td> <td>PEAK</td> </tr> </tbody> </table>	Limit Freq	Limit Level	Read Level	Line Margin	Ant Level	Ant Factor	Cable Loss	Preamp Factor	Aux Factor	APos	TPos	Remark	MHz	dBuV/m	dBuV/m	dB	dBuV	dB/m	dB	dB	dB	cm	deg		1 5852.70	55.15	116.14	-60.99	44.69	35.76	11.39	36.69	0.00	100	28	PEAK	2 5855.15	54.92	110.86	-55.94	44.46	35.76	11.39	36.69	0.00	100	28	PEAK	3 5907.13	51.69	81.49	-29.80	41.17	35.78	11.41	36.67	0.00	100	28	PEAK	4 5950.00	51.14	68.30	-17.16	40.59	35.76	11.44	36.65	0.00	100	28	PEAK	Blank
Limit Freq	Limit Level	Read Level	Line Margin	Ant Level	Ant Factor	Cable Loss	Preamp Factor	Aux Factor	APos	TPos	Remark																																																															
MHz	dBuV/m	dBuV/m	dB	dBuV	dB/m	dB	dB	dB	cm	deg																																																																
1 5852.70	55.15	116.14	-60.99	44.69	35.76	11.39	36.69	0.00	100	28	PEAK																																																															
2 5855.15	54.92	110.86	-55.94	44.46	35.76	11.39	36.69	0.00	100	28	PEAK																																																															
3 5907.13	51.69	81.49	-29.80	41.17	35.78	11.41	36.67	0.00	100	28	PEAK																																																															
4 5950.00	51.14	68.30	-17.16	40.59	35.76	11.44	36.65	0.00	100	28	PEAK																																																															



Mode	9																																																																																																																																							
	Harmonic																																																																																																																																							
	U-NII-3_5.725-5.85_802.11ac VHT80_CH155_Full_5775MHz																																																																																																																																							
Pol.	Horizontal	Vertical																																																																																																																																						
Peak Avg	<table border="1"> <thead> <tr> <th>Limit</th> <th>Read</th> <th>Ant</th> <th>Cable</th> <th>Preamp</th> <th>Aux</th> <th>APos</th> <th>TPos</th> <th>Remark</th> </tr> <tr> <th>Freq</th> <th>Level</th> <th>Line Margin</th> <th>Level</th> <th>Factor</th> <th>Loss Factor</th> <th>Factor</th> <th></th> <th></th> </tr> <tr> <th>MHz</th> <th>dBuV/m</th> <th>dBuV/m</th> <th>dB</th> <th>dBuV</th> <th>dB/m</th> <th>dB</th> <th>dB</th> <th>cm</th> <th>deg</th> </tr> </thead> <tbody> <tr> <td>1</td> <td>7700.04</td> <td>44.88</td> <td>74.00</td> <td>-29.12</td> <td>58.90</td> <td>36.72</td> <td>13.12</td> <td>63.86</td> <td>0.00</td> <td>102</td> <td>103</td> <td>PEAK</td> </tr> <tr> <td>2</td> <td>7700.04</td> <td>43.53</td> <td>54.00</td> <td>-10.47</td> <td>57.55</td> <td>36.72</td> <td>13.12</td> <td>63.86</td> <td>0.00</td> <td>102</td> <td>103</td> <td>AVERAGE</td> </tr> <tr> <td>3</td> <td>11550.00</td> <td>43.84</td> <td>74.00</td> <td>-30.16</td> <td>50.94</td> <td>38.68</td> <td>16.24</td> <td>62.02</td> <td>0.00</td> <td>372</td> <td>303</td> <td>PEAK</td> </tr> </tbody> </table>	Limit	Read	Ant	Cable	Preamp	Aux	APos	TPos	Remark	Freq	Level	Line Margin	Level	Factor	Loss Factor	Factor			MHz	dBuV/m	dBuV/m	dB	dBuV	dB/m	dB	dB	cm	deg	1	7700.04	44.88	74.00	-29.12	58.90	36.72	13.12	63.86	0.00	102	103	PEAK	2	7700.04	43.53	54.00	-10.47	57.55	36.72	13.12	63.86	0.00	102	103	AVERAGE	3	11550.00	43.84	74.00	-30.16	50.94	38.68	16.24	62.02	0.00	372	303	PEAK	<table border="1"> <thead> <tr> <th>Limit</th> <th>Read</th> <th>Ant</th> <th>Cable</th> <th>Preamp</th> <th>Aux</th> <th>APos</th> <th>TPos</th> <th>Remark</th> </tr> <tr> <th>Freq</th> <th>Level</th> <th>Line Margin</th> <th>Level</th> <th>Factor</th> <th>Loss Factor</th> <th>Factor</th> <th></th> <th></th> </tr> <tr> <th>MHz</th> <th>dBuV/m</th> <th>dBuV/m</th> <th>dB</th> <th>dBuV</th> <th>dB/m</th> <th>dB</th> <th>dB</th> <th>cm</th> <th>deg</th> </tr> </thead> <tbody> <tr> <td>1</td> <td>7700.04</td> <td>44.91</td> <td>74.00</td> <td>-29.09</td> <td>58.93</td> <td>36.72</td> <td>13.12</td> <td>63.86</td> <td>0.00</td> <td>257</td> <td>69</td> <td>PEAK</td> </tr> <tr> <td>2</td> <td>7700.04</td> <td>44.81</td> <td>54.00</td> <td>-9.19</td> <td>58.83</td> <td>36.72</td> <td>13.12</td> <td>63.86</td> <td>0.00</td> <td>257</td> <td>69</td> <td>AVERAGE</td> </tr> <tr> <td>3</td> <td>11550.00</td> <td>43.99</td> <td>74.00</td> <td>-30.01</td> <td>51.09</td> <td>38.68</td> <td>16.24</td> <td>62.02</td> <td>0.00</td> <td>257</td> <td>69</td> <td>PEAK</td> </tr> </tbody> </table>	Limit	Read	Ant	Cable	Preamp	Aux	APos	TPos	Remark	Freq	Level	Line Margin	Level	Factor	Loss Factor	Factor			MHz	dBuV/m	dBuV/m	dB	dBuV	dB/m	dB	dB	cm	deg	1	7700.04	44.91	74.00	-29.09	58.93	36.72	13.12	63.86	0.00	257	69	PEAK	2	7700.04	44.81	54.00	-9.19	58.83	36.72	13.12	63.86	0.00	257	69	AVERAGE	3	11550.00	43.99	74.00	-30.01	51.09	38.68	16.24	62.02	0.00	257	69	PEAK
Limit	Read	Ant	Cable	Preamp	Aux	APos	TPos	Remark																																																																																																																																
Freq	Level	Line Margin	Level	Factor	Loss Factor	Factor																																																																																																																																		
MHz	dBuV/m	dBuV/m	dB	dBuV	dB/m	dB	dB	cm	deg																																																																																																																															
1	7700.04	44.88	74.00	-29.12	58.90	36.72	13.12	63.86	0.00	102	103	PEAK																																																																																																																												
2	7700.04	43.53	54.00	-10.47	57.55	36.72	13.12	63.86	0.00	102	103	AVERAGE																																																																																																																												
3	11550.00	43.84	74.00	-30.16	50.94	38.68	16.24	62.02	0.00	372	303	PEAK																																																																																																																												
Limit	Read	Ant	Cable	Preamp	Aux	APos	TPos	Remark																																																																																																																																
Freq	Level	Line Margin	Level	Factor	Loss Factor	Factor																																																																																																																																		
MHz	dBuV/m	dBuV/m	dB	dBuV	dB/m	dB	dB	cm	deg																																																																																																																															
1	7700.04	44.91	74.00	-29.09	58.93	36.72	13.12	63.86	0.00	257	69	PEAK																																																																																																																												
2	7700.04	44.81	54.00	-9.19	58.83	36.72	13.12	63.86	0.00	257	69	AVERAGE																																																																																																																												
3	11550.00	43.99	74.00	-30.01	51.09	38.68	16.24	62.02	0.00	257	69	PEAK																																																																																																																												



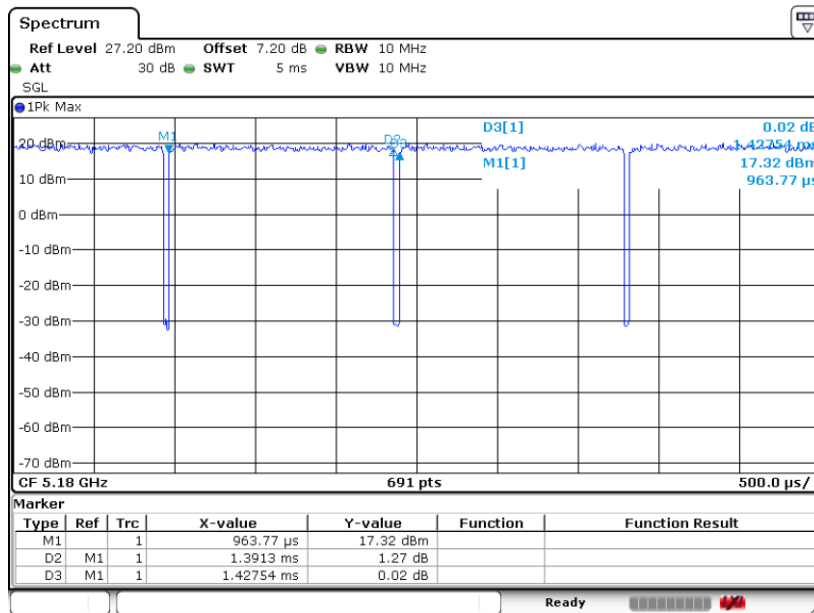
		10																																																																																																																																																																																												
Mode		Emission below 1GHz																																																																																																																																																																																												
		U-NII-3_5.725-5.85_802.11a_CH149_5745MHz																																																																																																																																																																																												
Pol.	Horizontal	Vertical																																																																																																																																																																																												
Peak QP	 <table border="1" data-bbox="255 1008 790 1187"> <thead> <tr> <th>Peak</th> <th>Freq</th> <th>Level</th> <th>Limit</th> <th>Over</th> <th>ReadAntenna</th> <th>Cable</th> <th>Preamp</th> <th>A/Pos</th> <th>T/Pos</th> <th>Remark</th> </tr> <tr> <th></th> <th>MHz</th> <th>dBuV/m</th> <th>dBuV/m</th> <th>dB</th> <th>dBuV</th> <th>dB/m</th> <th>dB</th> <th>dB</th> <th>cm</th> <th>deg</th> </tr> </thead> <tbody> <tr><td>1</td><td>30.00</td><td>26.43</td><td>40.00</td><td>-13.57</td><td>31.97</td><td>25.90</td><td>0.68</td><td>32.12</td><td>---</td><td>---</td><td>Peak</td></tr> <tr><td>2</td><td>194.90</td><td>25.30</td><td>43.50</td><td>-18.20</td><td>40.22</td><td>15.01</td><td>2.04</td><td>31.97</td><td>---</td><td>---</td><td>Peak</td></tr> <tr><td>3</td><td>279.29</td><td>31.43</td><td>46.00</td><td>-14.57</td><td>42.48</td><td>18.47</td><td>2.45</td><td>31.97</td><td>---</td><td>---</td><td>Peak</td></tr> <tr><td>4</td><td>353.01</td><td>26.62</td><td>46.00</td><td>-19.38</td><td>35.41</td><td>20.58</td><td>2.75</td><td>32.12</td><td>---</td><td>---</td><td>Peak</td></tr> <tr><td>5</td><td>438.37</td><td>24.21</td><td>46.00</td><td>-21.79</td><td>30.43</td><td>22.79</td><td>3.08</td><td>32.09</td><td>---</td><td>---</td><td>Peak</td></tr> <tr><td>6</td><td>889.42</td><td>33.36</td><td>46.00</td><td>-12.64</td><td>31.21</td><td>29.18</td><td>4.36</td><td>31.39</td><td>---</td><td>---</td><td>Peak</td></tr> </tbody> </table>	Peak	Freq	Level	Limit	Over	ReadAntenna	Cable	Preamp	A/Pos	T/Pos	Remark		MHz	dBuV/m	dBuV/m	dB	dBuV	dB/m	dB	dB	cm	deg	1	30.00	26.43	40.00	-13.57	31.97	25.90	0.68	32.12	---	---	Peak	2	194.90	25.30	43.50	-18.20	40.22	15.01	2.04	31.97	---	---	Peak	3	279.29	31.43	46.00	-14.57	42.48	18.47	2.45	31.97	---	---	Peak	4	353.01	26.62	46.00	-19.38	35.41	20.58	2.75	32.12	---	---	Peak	5	438.37	24.21	46.00	-21.79	30.43	22.79	3.08	32.09	---	---	Peak	6	889.42	33.36	46.00	-12.64	31.21	29.18	4.36	31.39	---	---	Peak	 <table border="1" data-bbox="917 1008 1452 1187"> <thead> <tr> <th>Peak</th> <th>Freq</th> <th>Level</th> <th>Limit</th> <th>Over</th> <th>ReadAntenna</th> <th>Cable</th> <th>Preamp</th> <th>A/Pos</th> <th>T/Pos</th> <th>Remark</th> </tr> <tr> <th></th> <th>MHz</th> <th>dBuV/m</th> <th>dBuV/m</th> <th>dB</th> <th>dBuV</th> <th>dB/m</th> <th>dB</th> <th>dB</th> <th>cm</th> <th>deg</th> </tr> </thead> <tbody> <tr><td>1</td><td>48.43</td><td>31.26</td><td>40.00</td><td>-8.74</td><td>47.14</td><td>15.17</td><td>1.00</td><td>32.05</td><td>---</td><td>---</td><td>Peak</td></tr> <tr><td>2</td><td>66.86</td><td>30.58</td><td>40.00</td><td>-9.42</td><td>49.37</td><td>12.14</td><td>1.16</td><td>32.09</td><td>---</td><td>---</td><td>Peak</td></tr> <tr><td>3</td><td>278.32</td><td>26.94</td><td>46.00</td><td>-19.06</td><td>38.03</td><td>18.43</td><td>2.45</td><td>31.97</td><td>---</td><td>---</td><td>Peak</td></tr> <tr><td>4</td><td>573.20</td><td>25.88</td><td>46.00</td><td>-20.12</td><td>29.15</td><td>25.44</td><td>3.53</td><td>32.24</td><td>---</td><td>---</td><td>Peak</td></tr> <tr><td>5</td><td>785.63</td><td>28.67</td><td>46.00</td><td>-17.33</td><td>28.37</td><td>28.23</td><td>4.10</td><td>32.03</td><td>---</td><td>---</td><td>Peak</td></tr> <tr><td>6</td><td>898.15</td><td>34.46</td><td>46.00</td><td>-11.54</td><td>32.15</td><td>29.24</td><td>4.38</td><td>31.31</td><td>---</td><td>---</td><td>Peak</td></tr> </tbody> </table>	Peak	Freq	Level	Limit	Over	ReadAntenna	Cable	Preamp	A/Pos	T/Pos	Remark		MHz	dBuV/m	dBuV/m	dB	dBuV	dB/m	dB	dB	cm	deg	1	48.43	31.26	40.00	-8.74	47.14	15.17	1.00	32.05	---	---	Peak	2	66.86	30.58	40.00	-9.42	49.37	12.14	1.16	32.09	---	---	Peak	3	278.32	26.94	46.00	-19.06	38.03	18.43	2.45	31.97	---	---	Peak	4	573.20	25.88	46.00	-20.12	29.15	25.44	3.53	32.24	---	---	Peak	5	785.63	28.67	46.00	-17.33	28.37	28.23	4.10	32.03	---	---	Peak	6	898.15	34.46	46.00	-11.54	32.15	29.24	4.38	31.31	---	---	Peak
Peak	Freq	Level	Limit	Over	ReadAntenna	Cable	Preamp	A/Pos	T/Pos	Remark																																																																																																																																																																																				
	MHz	dBuV/m	dBuV/m	dB	dBuV	dB/m	dB	dB	cm	deg																																																																																																																																																																																				
1	30.00	26.43	40.00	-13.57	31.97	25.90	0.68	32.12	---	---	Peak																																																																																																																																																																																			
2	194.90	25.30	43.50	-18.20	40.22	15.01	2.04	31.97	---	---	Peak																																																																																																																																																																																			
3	279.29	31.43	46.00	-14.57	42.48	18.47	2.45	31.97	---	---	Peak																																																																																																																																																																																			
4	353.01	26.62	46.00	-19.38	35.41	20.58	2.75	32.12	---	---	Peak																																																																																																																																																																																			
5	438.37	24.21	46.00	-21.79	30.43	22.79	3.08	32.09	---	---	Peak																																																																																																																																																																																			
6	889.42	33.36	46.00	-12.64	31.21	29.18	4.36	31.39	---	---	Peak																																																																																																																																																																																			
Peak	Freq	Level	Limit	Over	ReadAntenna	Cable	Preamp	A/Pos	T/Pos	Remark																																																																																																																																																																																				
	MHz	dBuV/m	dBuV/m	dB	dBuV	dB/m	dB	dB	cm	deg																																																																																																																																																																																				
1	48.43	31.26	40.00	-8.74	47.14	15.17	1.00	32.05	---	---	Peak																																																																																																																																																																																			
2	66.86	30.58	40.00	-9.42	49.37	12.14	1.16	32.09	---	---	Peak																																																																																																																																																																																			
3	278.32	26.94	46.00	-19.06	38.03	18.43	2.45	31.97	---	---	Peak																																																																																																																																																																																			
4	573.20	25.88	46.00	-20.12	29.15	25.44	3.53	32.24	---	---	Peak																																																																																																																																																																																			
5	785.63	28.67	46.00	-17.33	28.37	28.23	4.10	32.03	---	---	Peak																																																																																																																																																																																			
6	898.15	34.46	46.00	-11.54	32.15	29.24	4.38	31.31	---	---	Peak																																																																																																																																																																																			



Appendix D. Duty Cycle Plots

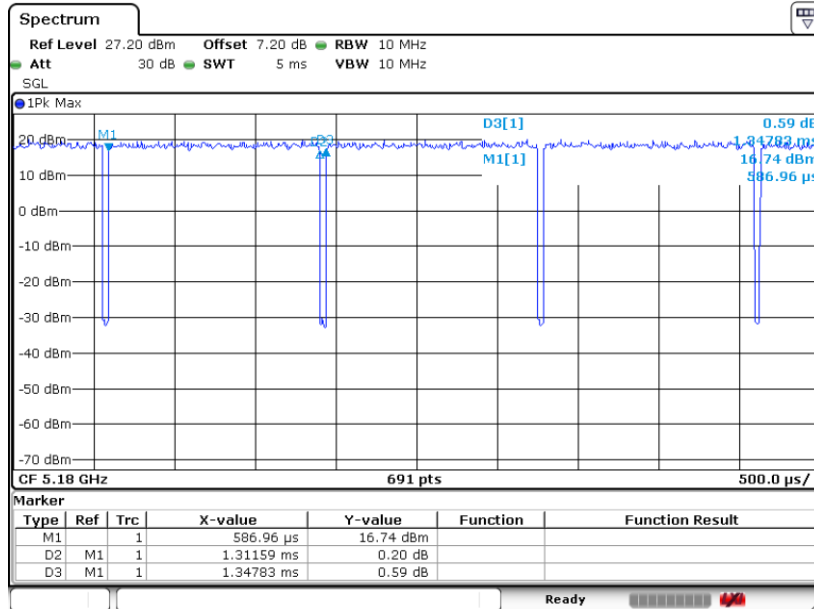
Band	Duty Cycle(%)	T(ms)	1/T(kHz)	VBW Setting
802.11a	97.46	1.391	0.719	0.75KHz
802.11ac VHT20	97.31	1.312	0.762	0.82KHz
802.11ac VHT40	94.74	0.652	1.533	1.6KHz
802.11ac VHT80	89.24	0.325	3.080	3.3KHz

802.11a

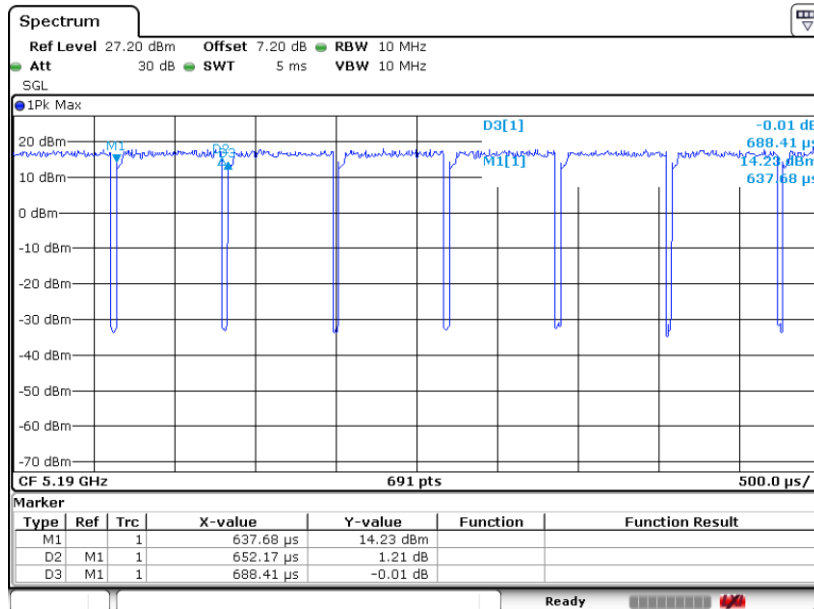




802.11ac VHT20



802.11ac VHT40





802.11ac VHT80

