



# FCC RF Test Report

**APPLICANT** : Xiaomi Communications Co., Ltd.  
**EQUIPMENT** : Mobile Phone  
**BRAND NAME** : Redmi  
**MODEL NAME** : 23028RA60L  
**FCC ID** : 2AFZZA60L  
**STANDARD** : FCC Part 15 Subpart E §15.407  
**CLASSIFICATION** : (NII) Unlicensed National Information Infrastructure  
**TEST DATE(S)** : Nov. 05, 2022 ~ Dec. 07, 2022

We, Sporton International Inc. (Kunshan), would like to declare that the tested sample has been evaluated in accordance with the test procedures and has been in compliance with the applicable technical standards.

This report contains data that were produced under subcontract by Sporton International Inc. (Shenzhen).

The test results in this report apply exclusively to the tested model / sample. Without written approval of Sporton International Inc. (Kunshan), the test report shall not be reproduced except in full.

Jason Jia

Approved by: Jason Jia



**Sporton International Inc. (Kunshan)**

**No. 1098, Pengxi North Road, Kunshan Economic Development Zone Jiangsu Province 215300  
People's Republic of China**



# TABLE OF CONTENTS

**REVISION HISTORY..... 3**

**SUMMARY OF TEST RESULT ..... 4**

**1 GENERAL DESCRIPTION ..... 5**

    1.1 Applicant ..... 5

    1.2 Manufacturer ..... 5

    1.3 Product Feature of Equipment Under Test ..... 5

    1.4 Product Specification of Equipment Under Test ..... 6

    1.5 Modification of EUT ..... 7

    1.6 Testing Location ..... 7

    1.7 Test Software ..... 7

    1.8 Applicable Standards ..... 8

**2 TEST CONFIGURATION OF EQUIPMENT UNDER TEST ..... 9**

    2.1 Carrier Frequency and Channel ..... 9

    2.2 Test Mode ..... 10

    2.3 Connection Diagram of Test System ..... 12

    2.4 Support Unit used in test configuration and system ..... 13

    2.5 EUT Operation Test Setup ..... 13

    2.6 Measurement Results Explanation Example ..... 13

**3 TEST RESULT ..... 14**

    3.1 26dB & 99% Occupied Bandwidth Measurement ..... 14

    3.2 Maximum Conducted Output Power Measurement ..... 18

    3.3 Power Spectral Density Measurement ..... 20

    3.4 Unwanted Emissions Measurement ..... 22

    3.5 AC Conducted Emission Measurement ..... 27

    3.6 Antenna Requirements ..... 29

**4 LIST OF MEASURING EQUIPMENT ..... 30**

**5 UNCERTAINTY OF EVALUATION ..... 31**

**APPENDIX A. CONDUCTED TEST RESULTS**

**APPENDIX B. AC CONDUCTED EMISSION TEST RESULT**

**APPENDIX C. RADIATED SPURIOUS EMISSION**

**APPENDIX D. DUTY CYCLE PLOTS**

**APPENDIX E. SETUP PHOTOGRAPHS**





### SUMMARY OF TEST RESULT

Report Section	FCC Rule	Description	Limit	Result	Remark
3.1	2.1049 & 15.403(i)	26dB & 99% Bandwidth	-	Report only	-
3.2	15.407(a)	Maximum Conducted Output Power	≤ 24 dBm	Pass	-
3.3	15.407(a)	Power Spectral Density	≤ 11 dBm/MHz	Pass	-
3.4	15.407(b)	Unwanted Emissions	15.407(b) & 15.209(a)	Pass	Under limit 3.25 dB at 5150.000 MHz
3.5	15.207	AC Conducted Emission	15.207(a)	Pass	Under limit 13.19 dB at 0.390 MHz
3.6	15.203 & 15.407(a)	Antenna Requirement	15.203 & 15.407(a)	Pass	-

<b>Declaration of Conformity:</b>
The test results with all measurement uncertainty excluded are presented in accordance with the regulation limits or requirements declared by manufacturers.
<b>Comments and Explanations:</b>
The declared of product specification for EUT presented in the report are provided by the manufacturer, and the manufacturer takes all the responsibilities for the accuracy of product specification.



# 1 General Description

## 1.1 Applicant

Xiaomi Communications Co., Ltd.

#019, 9th Floor, Building 6, 33 Xi'erqi Middle Road, Haidian District, Beijing, China, 100085

## 1.2 Manufacturer

Xiaomi Communications Co., Ltd.

#019, 9th Floor, Building 6, 33 Xi'erqi Middle Road, Haidian District, Beijing, China, 100085

## 1.3 Product Feature of Equipment Under Test

Product Feature	
Equipment	Mobile Phone
Brand Name	Redmi
Model Name	23028RA60L
FCC ID	2AFZZA60L
IMEI Code	Conducted: 861736060059026/861736060059034 Conduction: 861736060056501/861736060056519 Radiation: 861736060060461/861736060060479
HW Version	P1.1
SW Version	MIUI14
EUT Stage	Identical Prototype

**Remark:**

The above EUT's information was declared by manufacturer. Please refer to the specifications or user's manual for more detailed description.



### 1.4 Product Specification of Equipment Under Test

Standards-related Product Specification	
<b>Tx/Rx Frequency Range</b>	5180 MHz ~ 5240 MHz 5260 MHz ~ 5320 MHz 5500 MHz ~ 5700 MHz
<b>Maximum Output Power to Antenna</b>	<p><b>&lt;5180 MHz ~ 5240 MHz&gt;</b>  802.11a : 14.12 dBm / 0.0258 W  802.11n HT20 : 13.78 dBm / 0.0239 W  802.11n HT40 : 13.96 dBm / 0.0249 W  802.11ac VHT20 : 13.82 dBm / 0.0241 W  802.11ac VHT40 : 13.99 dBm / 0.0251 W  802.11ac VHT80 : 12.70 dBm / 0.0186 W</p> <p><b>&lt;5260 MHz ~ 5320 MHz&gt;</b>  802.11a : 13.76 dBm / 0.0238 W  802.11n HT20 : 13.68 dBm / 0.0233 W  802.11n HT40 : 13.56 dBm / 0.0227 W  802.11ac VHT20 : 13.70 dBm / 0.0234 W  802.11ac VHT40 : 13.62 dBm / 0.0230 W  802.11ac VHT80 : 13.63 dBm / 0.0231 W</p> <p><b>&lt;5500 MHz ~ 5700 MHz &gt;</b>  802.11a : 12.77 dBm / 0.0189 W  802.11n HT20 : 12.47 dBm / 0.0177 W  802.11n HT40 : 12.97 dBm / 0.0198 W  802.11ac VHT20 : 12.51 dBm / 0.0178 W  802.11ac VHT40 : 13.01 dBm / 0.0200 W  802.11ac VHT80 : 12.41 dBm / 0.0174 W</p>
<b>99% Occupied Bandwidth</b>	<p><b>&lt;5180 MHz ~ 5240 MHz&gt;</b>  802.11a : 16.78 MHz  802.11ac VHT20 : 17.88 MHz  802.11ac VHT40 : 36.56 MHz  802.11ac VHT80 : 75.64 MHz</p> <p><b>&lt;5260 MHz ~ 5320 MHz&gt;</b>  802.11a : 16.83 MHz  802.11ac VHT20 : 17.93 MHz  802.11ac VHT40 : 36.56 MHz  802.11ac VHT80 : 75.52 MHz</p> <p><b>&lt;5500 MHz ~ 5700 MHz &gt;</b>  802.11a : 16.78 MHz  802.11ac VHT20 : 17.88 MHz  802.11ac VHT40 : 36.56 MHz  802.11ac VHT80 : 75.52 MHz</p>
<b>Antenna Type / Gain</b>	<p><b>&lt;5180 MHz ~ 5240 MHz&gt;</b>  PIFA Antenna with gain -1.4 dBi</p> <p><b>&lt;5260 MHz ~ 5320 MHz&gt;</b>  PIFA Antenna with gain -1.6 dBi</p> <p><b>&lt;5500 MHz ~ 5700 MHz&gt;</b>  PIFA Antenna with gain -1.2 dBi</p>
<b>Type of Modulation</b>	802.11a/n : OFDM (BPSK / QPSK / 16QAM / 64QAM) 802.11ac : OFDM (BPSK / QPSK / 16QAM / 64QAM / 256QAM)

**Note:** For 802.11n HT20 / ac VHT20 and 802.11n HT40 / ac VHT40 mode, the whole testing have assessed only 802.11ac VHT20/VHT40 by referring to the higher output power.



### 1.5 Modification of EUT

No modifications are made to the EUT during all test items.

### 1.6 Testing Location

Sporton International Inc. (Kunshan) is accredited to ISO/IEC 17025:2017 by American Association for Laboratory Accreditation with Certificate Number 5145.02.

<b>Test Firm</b>	Sporton International Inc. (Kunshan)		
<b>Test Site Location</b>	No. 1098, Pengxi North Road, Kunshan Economic Development Zone Jiangsu Province 215300 People's Republic of China TEL : +86-512-57900158 FAX : +86-512-57900958		
<b>Test Site No.</b>	<b>Sporton Site No.</b>	<b>FCC Designation No.</b>	<b>FCC Test Firm Registration No.</b>
	03CH04-KS TH01-KS	CN1257	314309

Sporton International Inc. (Shenzhen) is accredited to ISO/IEC 17025:2017 by American Association for Laboratory Accreditation with Certificate Number 5145.01.

<b>Test Firm</b>	Sporton International Inc. (Shenzhen)		
<b>Test Site Location</b>	1/F, 2/F, Bldg 5, Shiling Industrial Zone, Xinwei Village, Xili, Nanshan, Shenzhen, 518055 People's Republic of China TEL: +86-755-86379589 FAX: +86-755-86379595		
<b>Test Site No.</b>	<b>Sporton Site No.</b>	<b>FCC Designation No.</b>	<b>FCC Test Firm Registration No.</b>
	CO01-SZ	CN1256	421272

Test data subcontracted: Conduction test items in section 3.5 of this report.

### 1.7 Test Software

Item	Site	Manufacturer	Name	Version
1.	03CH04-KS	AUDIX	E3	6.2009-8-24al
2.	CO01-SZ	AUDIX	E3	6.120613b



## 1.8 Applicable Standards

According to the specifications of the manufacturer, the EUT must comply with the requirements of the following standards:

- ♦ 47 CFR Part 15 Subpart E
- ♦ FCC KDB 789033 D02 General UNII Test Procedures New Rules v02r01.
- ♦ ANSI C63.10-2013

### **Remark:**

1. All test items were verified and recorded according to the standards and without any deviation during the test.
2. This EUT has also been tested and complied with the requirements of FCC Part 15, Subpart B, recorded in a separate test report.





## 2 Test Configuration of Equipment Under Test

- a. The EUT has been associated with peripherals and configuration operated in a manner tended to maximize its emission characteristics in a typical application. Frequency range investigated: conduction emission (150 kHz to 30 MHz), radiation emission (9 kHz to the 10th harmonic of the highest fundamental frequency or to 40 GHz, whichever is lower). For radiated measurement, pre-scanned in three orthogonal panels, X, Y, Z. The worst cases (X plane) were recorded in this report.
- b. AC power line Conducted Emission was tested under maximum output power.

### 2.1 Carrier Frequency and Channel

Frequency Band	Channel	Freq.(MHz)	Channel	Freq.(MHz)
5180-5240 MHz U-NII-1	36	5180	44	5220
	38*	5190	46*	5230
	40	5200	48	5240
	42 <sup>#</sup>	5210		

Frequency Band	Channel	Freq.(MHz)	Channel	Freq.(MHz)
5260-5320 MHz U-NII-2A	52	5260	60	5300
	54*	5270	62*	5310
	56	5280	64	5320
	58 <sup>#</sup>	5290		

Frequency Band	Channel	Freq.(MHz)	Channel	Freq.(MHz)
5500- 5700 MHz U-NII-2C	100	5500	112	5560
	102*	5510	116	5580
	104	5520	132	5660
	106 <sup>#</sup>	5530	134*	5670
	108	5540	136	5680
	110*	5550	140	5700

Frequency Band	Channel	Freq.(MHz)	Channel	Freq.(MHz)
TDWR Channel	118*	5590	124	5620
	120	5600	126*	5630
	122 <sup>#</sup>	5610	128	5640

**Note:**

1. The above Frequency and Channel in "\*" were 802.11n HT40 and 802.11ac VHT40.
2. The above Frequency and Channel in "<sup>#</sup>" were 802.11ac VHT80.



## 2.2 Test Mode

Final test modes are considering the modulation and worse data rates as below table.

Modulation	Data Rate
802.11a	6 Mbps
802.11ac VHT20	MCS0
802.11ac VHT40	MCS0
802.11ac VHT80	MCS0

<b>RSE Co-location Modes:</b>
<b>LTE Band 13 Link + WLAN 5GHz 802.11ac VHT40 CH38 Tx</b>

Test Cases	
<b>AC Conducted Emission</b>	Mode 1 : GSM850 Idle + Bluetooth Link + WLAN Link (5G) + USB Cable 2(Charging from Adapter) + Earphone

**Remark:**

1. For Radiated Test Cases, The tests were performance with Adapter, Earphone and USB Cable 1.
2. The RSE Co-location mode are assessed from the worst WWAN Link + WLAN TX mode.



Ch. #		U-NII-1 : 5180-5240 MHz	U-NII-2A : 5260-5320 MHz	U-NII-2C:5500- 5700 MHz
		802.11a	802.11a	802.11a
L	Low	36	52	100
M	Middle	44	60	116
H	High	48	64	140

Ch. #		U-NII-1 : 5180-5240 MHz	U-NII-2A : 5260-5320 MHz	U-NII-2C:5500- 5700 MHz
		802.11ac VHT20	802.11ac VHT20	802.11ac VHT20
L	Low	36	52	100
M	Middle	44	60	116
H	High	48	64	140

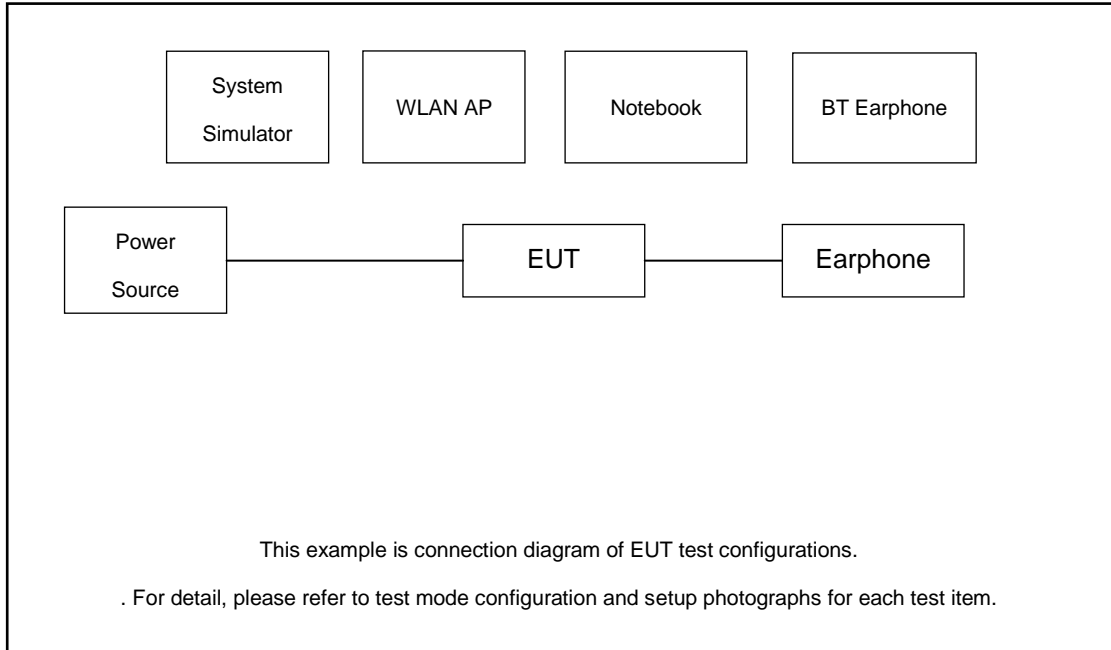
Ch. #		U-NII-1 : 5180-5240 MHz	U-NII-2A : 5260-5320 MHz	U-NII-2C:5500- 5700 MHz
		802.11ac VHT40	802.11ac VHT40	802.11ac VHT40
L	Low	38	54	102
M	Middle	-	-	110
H	High	46	62	134

Ch. #		U-NII-1 : 5180-5240 MHz	U-NII-2A : 5260-5320 MHz	U-NII-2C:5500- 5700 MHz
		802.11ac VHT80	802.11ac VHT80	802.11ac VHT80
L	Low	-	-	106
M	Middle	42	58	-
H	High	-	-	122

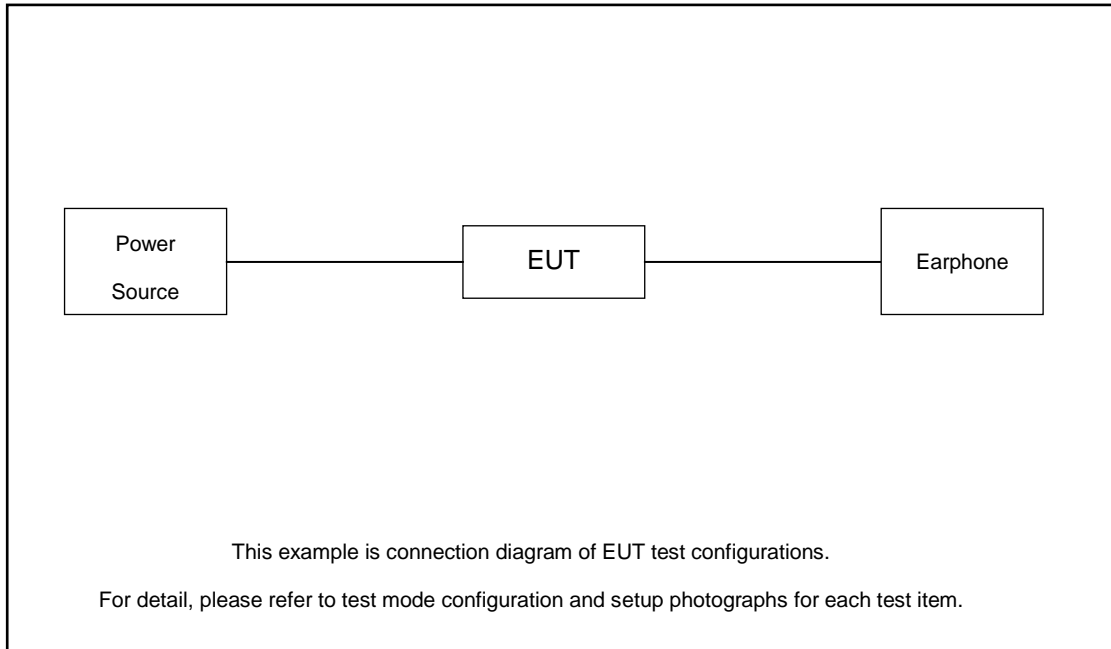
Remark: For radiation spurious emission, the final modulation and the worst data rate was reference the max RF conducted power.

## 2.3 Connection Diagram of Test System

For Conducted Emission



For Radiated Emission



## 2.4 Support Unit used in test configuration and system

Item	Equipment	Trade Name	Model Name	FCC ID	Data Cable	Power Cord
1.	Base Station	Anritsu	MT8820C	N/A	N/A	Unshielded,1.8m
2.	WLAN AP	Dlink	DIR-820L	KA2IR820LA1	N/A	Unshielded,1.8m
3.	Notebook	Lenovo	E540	FCC DoC	N/A	AC I/P: Unshielded, 1.2 m DC O/P: Shielded, 1.8 m
4.	Bluetooth Earphone	Samsung	EO-MG900	PYAHS-107W	N/A	N/A
5.	Earphone	MI	EM023	N/A	N/A	N/A

## 2.5 EUT Operation Test Setup

For WLAN RF test items, an engineering test program was provided and enabled to make EUT continuously transmit.

For AC power line conducted emissions, the EUT was set to connect with the WLAN AP under large package sizes transmission.

## 2.6 Measurement Results Explanation Example

For all conducted test items:

The offset level is set in the spectrum analyzer to compensate the RF cable loss between EUT conducted output port and spectrum analyzer. With the offset compensation, the spectrum analyzer reading level is exactly the EUT RF output level.

Example :

The spectrum analyzer offset is derived from RF cable loss.

*Offset = RF cable loss.*

Following shows an offset computation example with cable loss 7.2 dB.

$$\begin{aligned} \text{Offset(dB)} &= \text{RF cable loss(dB)}. \\ &= 7.2 \text{ (dB)} \end{aligned}$$

### 3 Test Result

#### 3.1 26dB & 99% Occupied Bandwidth Measurement

##### 3.1.1 Description of 26dB & 99% Occupied Bandwidth

This section is for reporting purpose only.

There is no restriction limits for bandwidth.

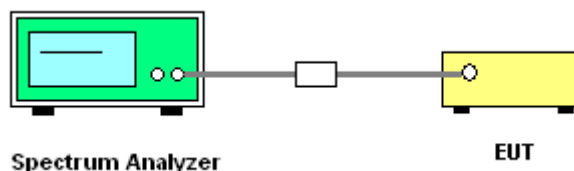
##### 3.1.2 Measuring Instruments

The measuring equipment is listed in the section 4 of this test report.

##### 3.1.3 Test Procedures

1. The testing follows FCC KDB 789033 D02 General UNII Test Procedures New Rules v02r01. Section C) Emission bandwidth
2. Set RBW = approximately 1% of the emission bandwidth.
3. Set the VBW > RBW.
4. Detector = Peak.
5. Trace mode = max hold
6. Measure the maximum width of the emission that is 26 dB down from the peak of the emission. Compare this with the RBW setting of the analyzer. Readjust RBW and repeat measurement as needed until the RBW/EBW ratio is approximately 1%.
7. For 99% Bandwidth Measurement, the spectrum analyzer's resolution bandwidth (RBW) is set 1% to 5% of the OBW and set the Video bandwidth (VBW)  $\geq 3 * RBW$ .
8. Measure and record the results in the test report.

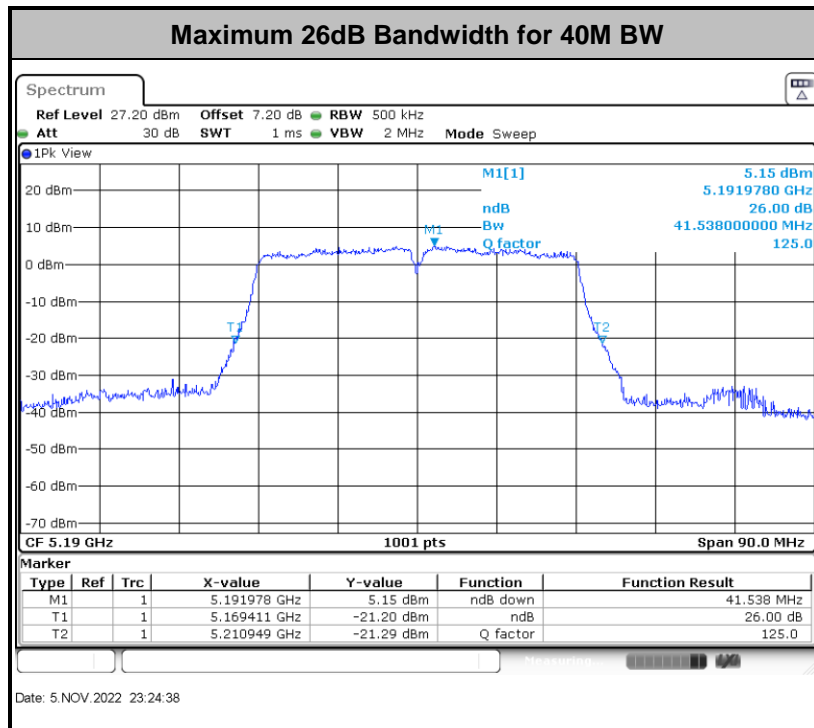
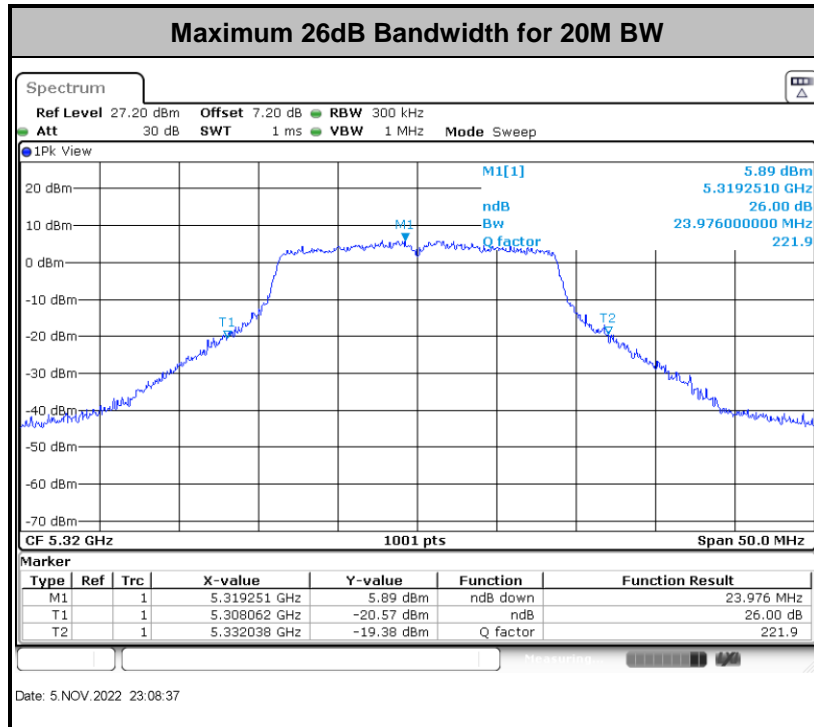
##### 3.1.4 Test Setup

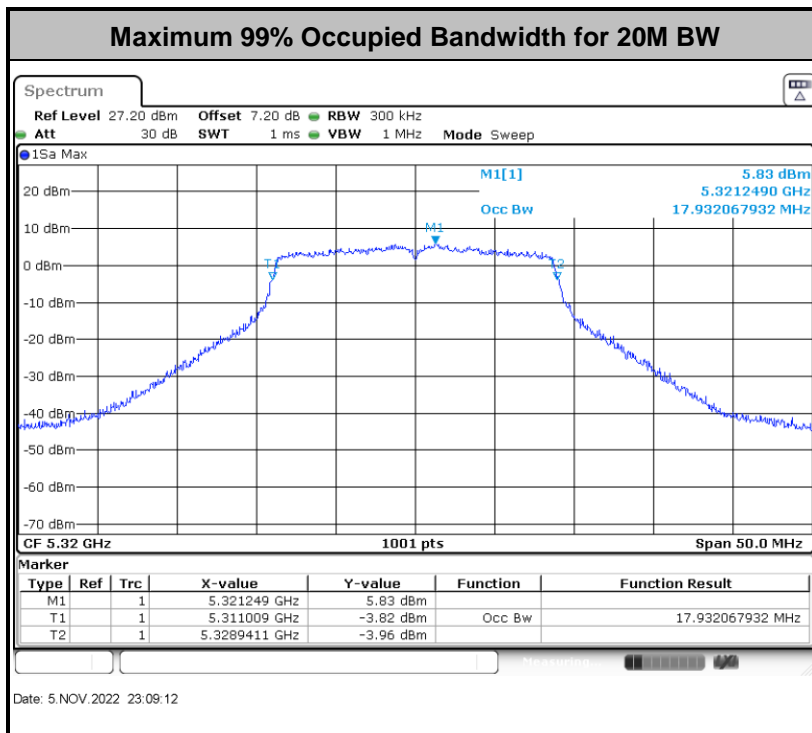
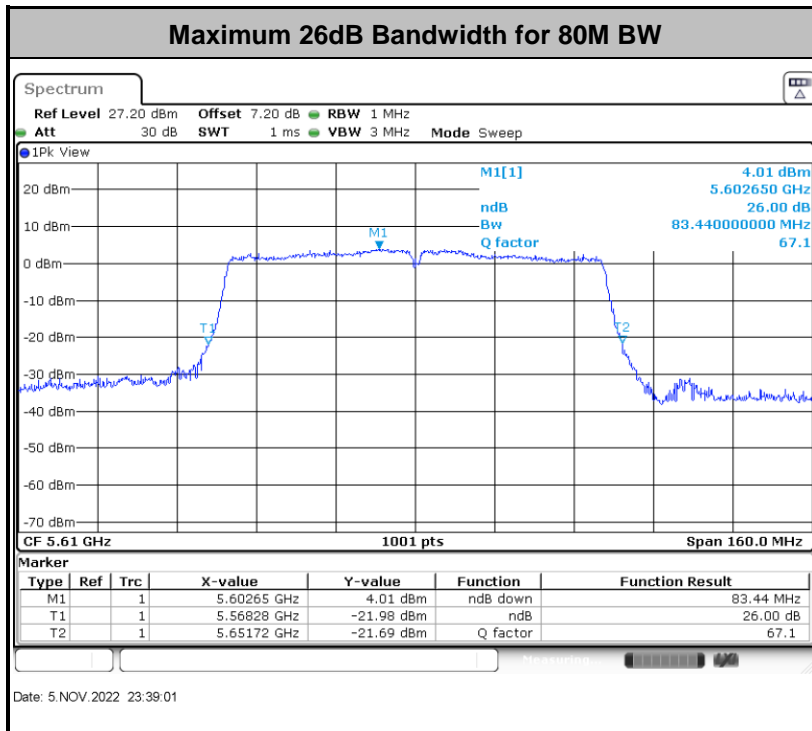




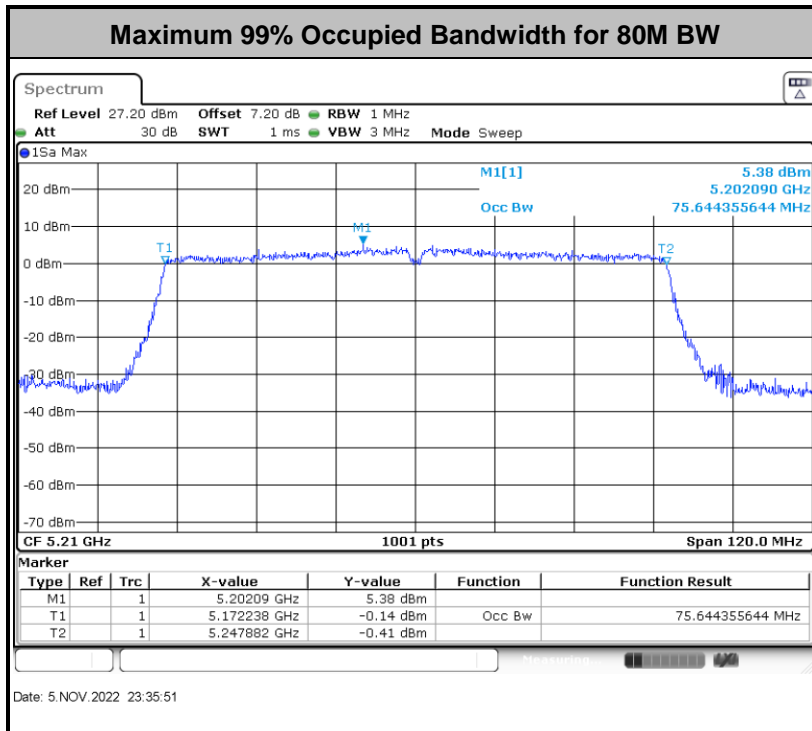
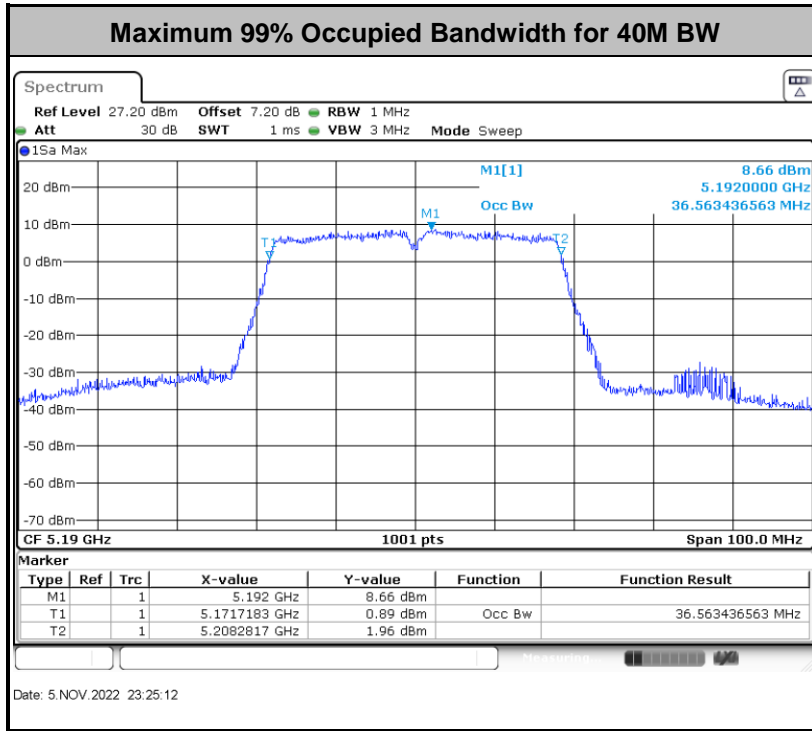
### 3.1.5 Test Result of 26dB & 99% Occupied Bandwidth

Please refer to Appendix A.









**Note:** The occupied channel bandwidth is maintained within the band of operation for all of the modulations.



## 3.2 Maximum Conducted Output Power Measurement

### 3.2.1 Limit of Maximum Conducted Output Power

<FCC 14-30 CFR 15.407>

For mobile and portable client devices in the 5.15–5.25 GHz band, the maximum conducted output power over the frequency band of operation shall not exceed 250 mW.

For the 5.25–5.725 GHz bands, the maximum conducted output power over the frequency bands of operation shall not exceed the lesser of 250 mW or 11 dBm +10 log 10 B, where B is the 26 dB emission bandwidth in megahertz.

If transmitting antennas of directional gain greater than 6 dBi are used, the peak output power shall be reduced by the amount in dB that the directional gain of the antenna exceeds 6 dBi.

Note that U-NII-2 band, devices with a maximum e.i.r.p. greater than 500 mW shall implement TPC in order to have the capability to operate at least 6 dB below the maximum permitted e.i.r.p. of 1 W.

### 3.2.2 Measuring Instruments

The measuring equipment is listed in the section 4 of this test report.

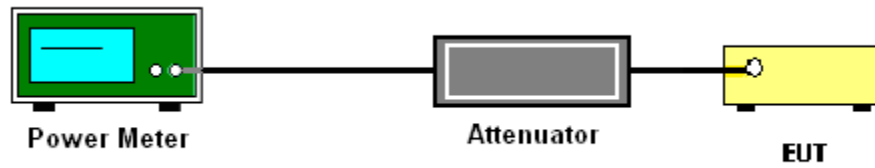
### 3.2.3 Test Procedures

The testing follows Method PM of FCC KDB 789033 D02 General UNII Test Procedures New Rules v02r01.

Method PM (Measurement using an RF average power meter):

1. Measurement is performed using a wideband RF power meter.
2. The EUT is configured to transmit continuously with a consistent duty cycle at its maximum power control level.
3. Measure the average power of the transmitter, and the average power is corrected with duty factor,  $10 \log(1/x)$ , where x is the duty cycle.
4. For MIMO mode, the measure-and-sum technique should be used for measuring the in-band transmit power of a device.

### 3.2.4 Test Setup



### 3.2.5 Test Result of Maximum Conducted Output Power

Please refer to Appendix A.



### 3.3 Power Spectral Density Measurement

#### 3.3.1 Limit of Power Spectral Density

<FCC 14-30 CFR 15.407>

For mobile and portable client devices in the 5.15–5.25 GHz band, the maximum power spectral density shall not exceed 11dBm in any 1 megahertz band.

For the 5.25–5.725 GHz bands, the maximum power spectral density shall not exceed 11 dBm in any 1 megahertz band.

If transmitting antennas of directional gain greater than 6 dBi are used, the peak output power shall be reduced by the amount in dB that the directional gain of the antenna exceeds 6 dBi.

#### 3.3.2 Measuring Instruments

The measuring equipment is listed in the section 4 of this test report.

#### 3.3.3 Test Procedures

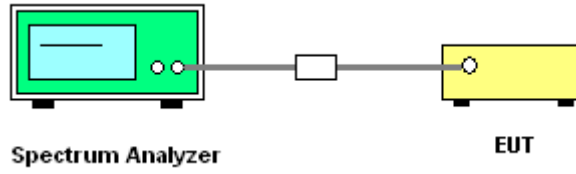
The testing follows FCC KDB 789033 D02 General UNII Test Procedures New Rules v02r01. Section F) Maximum power spectral density.

**# Method SA-2 #**

(trace averaging across on and off times of the EUT transmissions, followed by duty cycle correction).

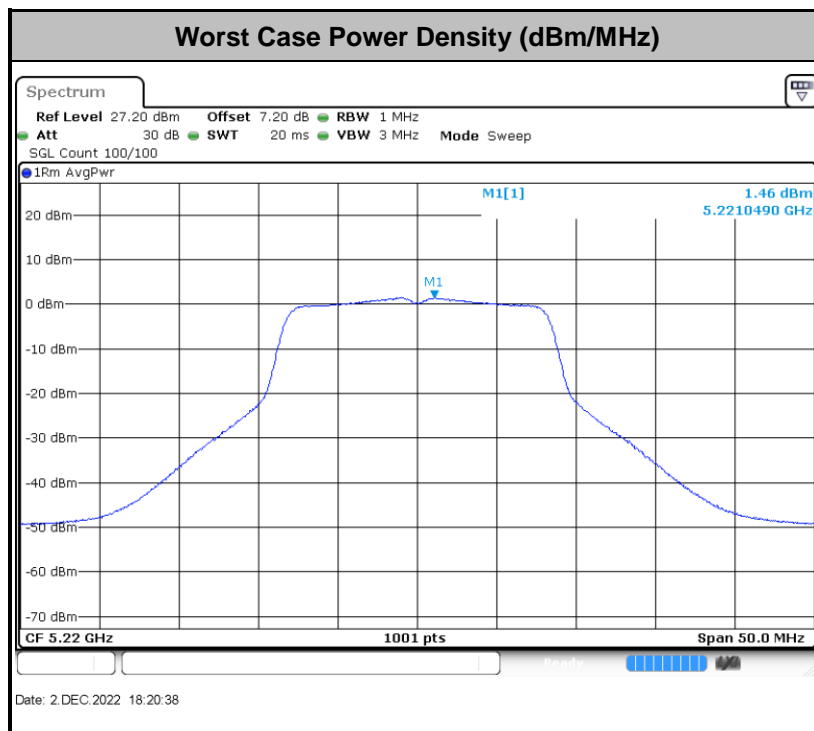
- Measure the duty cycle.
  - Set span to encompass the entire emission bandwidth (EBW) of the signal.
  - Set RBW = 1 MHz.
  - Set VBW  $\geq$  3 MHz.
  - Number of points in sweep  $\geq$  2 Span / RBW.
  - Sweep time = auto.
  - Detector = RMS
  - Trace average at least 100 traces in power averaging mode.
  - Add  $10 \log(1/x)$ , where x is the duty cycle, to the measured power in order to compute the average power during the actual transmission times. For example, add  $10 \log(1/0.25) = 6$  dB if the duty cycle is 25 percent.
1. The RF output of EUT was connected to the spectrum analyzer by a low loss cable.
  2. Each plot has already offset with cable loss, and attenuator loss. Measure the PPSD and record it.

### 3.3.4 Test Setup



### 3.3.5 Test Result of Power Spectral Density

Please refer to Appendix A.



**Note:** Average Power Density (dB) = Measured value+ Duty Factor



### 3.4 Unwanted Emissions Measurement

This section is to measure unwanted emissions through radiated measurement for band edge spurious emissions and out of band emissions measurement.

#### 3.4.1 Limit of Unwanted Emissions

- (1) For transmitters operating in the 5150-5250 MHz band: all emissions outside of the 5150-5350 MHz band shall not exceed an EIRP of -27dBm/MHz.

For transmitters operating in the 5250-5350 MHz band: all emissions outside of the 5150-5350 MHz band shall not exceed an EIRP of -27 dBm/MHz. Devices operating in the 5250-5350 MHz band that generate emissions in the 5150-5250 MHz band must meet all applicable technical requirements for operation in the 5150-5250 MHz band (including indoor use) or alternatively meet an out-of-band emission EIRP limit of -27 dBm/MHz in the 5150-5250 MHz band.

For transmitters operating in the 5470-5725 MHz band: all emissions outside of the 5470-5725 MHz band shall not exceed an EIRP of -27 dBm/MHz.

- (2) Unwanted spurious emissions fallen in restricted bands shall comply with the general field strength limits as below table,

Frequency (MHz)	Field Strength (microvolts/meter)	Measurement Distance (meters)
0.009 – 0.490	2400/F(kHz)	300
0.490 – 1.705	24000/F(kHz)	30
1.705 – 30.0	30	30
30 – 88	100	3
88 – 216	150	3
216 - 960	200	3
Above 960	500	3



EIRP (dBm)	Field Strength at 3m (dBµV/m)
- 27	68.2

Note: The following formula is used to convert the EIRP to field strength.

$$EIRP = E_{Meas} + 20\log(d_{Meas}) - 104.7$$

where

EIRP is the equivalent isotropically radiated power, in dBm

E<sub>Meas</sub> is the field strength of the emission at the measurement distance, in dBµV/m

d<sub>Meas</sub> is the measurement distance, in m

### 3.4.2 Measuring Instruments

The measuring equipment is listed in the section 4 of this test report.

### 3.4.3 Test Procedures

- The testing follows FCC KDB 789033 D02 General UNII Test Procedures New Rules v02r01. Section G) Unwanted emissions measurement.

(1) Procedure for Unwanted Emissions Measurements Below 1000MHz

- RBW = 120 kHz
- VBW = 300 kHz
- Detector = Peak
- Trace mode = max hold

(2) Procedure for Peak Unwanted Emissions Measurements Above 1000 MHz

- RBW = 1 MHz
- VBW ≥ 3 MHz
- Detector = Peak
- Sweep time = auto
- Trace mode = max hold

(3) Procedures for Average Unwanted Emissions Measurements Above 1000MHz

- RBW = 1 MHz
- VBW = 10 Hz, when duty cycle is no less than 98 percent.
- VBW ≥ 1/T, when duty cycle is less than 98 percent where T is the minimum transmission duration over which the transmitter is on and is transmitting at its maximum power control level for the tested mode of operation.

- The EUT was placed on a turntable with 0.8 meter for frequency below 1GHz and 1.5 meter for frequency above 1GHz respectively above ground.
- The EUT was set 3 meters from the interference receiving antenna which was mounted on the top of a variable height antenna tower.
- The antenna is a broadband antenna and its height is adjusted between one meter and four



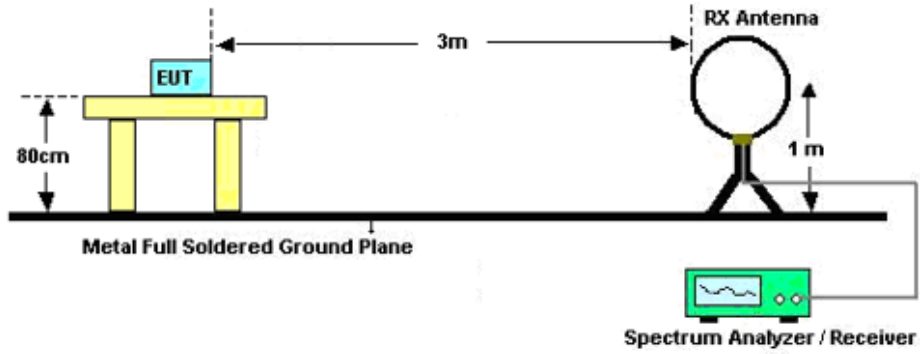
meters above ground to find the maximum value of the field strength for both horizontal polarization and vertical polarization of the antenna.

5. For each suspected emission, the EUT was arranged to its worst case and then adjust the antenna tower (from 1 m to 4 m) and turntable (from 0 degree to 360 degrees) to find the maximum reading.
6. For testing below 1GHz, if the emission level of the EUT in peak mode was 3 dB lower than the limit specified, then peak values of EUT will be reported, otherwise, the emissions will be repeated one by one using the CISPR quasi-peak method and reported.
7. For testing above 1GHz, the emission level of the EUT in peak mode was 20dB lower than peak limit (that means the emission level in average mode also complies with the limit in average mode), then peak values of EUT will be reported, otherwise, the emissions will be measured in average mode again and reported.

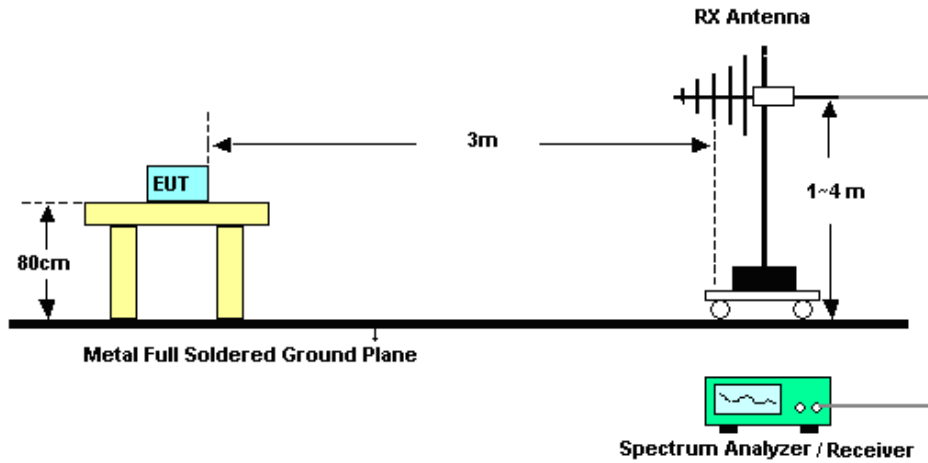


### 3.4.4 Test Setup

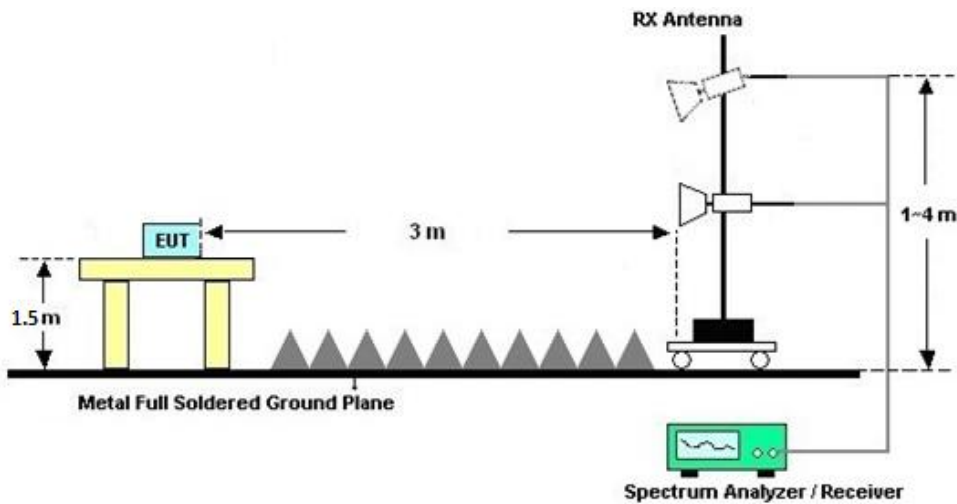
For radiated emissions below 30MHz



For radiated emissions from 30MHz to 1GHz



For radiated emissions above 1GHz





### **3.4.5 Test Results of Radiated Spurious Emissions (9 kHz ~ 30 MHz)**

The low frequency, which started from 9 kHz to 30MHz, was pre-scanned and the result which was 20dB lower than the limit line was not reported.

There is a comparison data of both open-field test site and semi-Anechoic chamber, and the result came out very similar.

### **3.4.6 Test Result of Radiated Spurious at Band Edges**

Please refer to Appendix C.

### **3.4.7 Duty Cycle**

Please refer to Appendix D.

### **3.4.8 Test Result of Radiated Spurious Emissions (30MHz ~ 10th Harmonic or 40GHz, whichever is lower)**

Please refer to Appendix C.



### 3.5 AC Conducted Emission Measurement

#### 3.5.1 Limit of AC Conducted Emission

For equipment that is designed to be connected to the public utility (AC) power line, the radio frequency voltage that is conducted back onto the AC power line on any frequency or frequencies within the band 150 kHz to 30 MHz shall not exceed the limits in the following table.

Frequency of emission (MHz)	Conducted limit (dBµV)	
	Quasi-peak	Average
0.15-0.5	66 to 56*	56 to 46*
0.5-5	56	46
5-30	60	50

\*Decreases with the logarithm of the frequency.

#### 3.5.2 Measuring Instruments

The measuring equipment is listed in the section 4 of this test report.

#### 3.5.3 Test Procedures

1. The EUT was placed 0.4 meter from the conducting wall of the shielding room was kept at least 80 centimeters from any other grounded conducting surface.
2. Connect EUT to the power mains through a line impedance stabilization network (LISN).
3. All the support units are connecting to the other LISN.
4. The LISN provides 50 ohm coupling impedance for the measuring instrument.
5. The FCC states that a 50 ohm, 50 microhenry LISN should be used.
6. Both sides of AC line were checked for maximum conducted interference.
7. The frequency range from 150 kHz to 30 MHz was searched.
8. Set the test-receiver system to Peak Detect Function and specified bandwidth with Maximum Hold Mode.

### 3.5.4 Test Setup



### 3.5.5 Test Result of AC Conducted Emission

Please refer to Appendix B.



## **3.6 Antenna Requirements**

### **3.6.1 Standard Applicable**

If transmitting antenna directional gain is greater than 6 dBi, both the peak transmit power and the peak power spectral density shall be reduced by the amount in dB that the directional gain of the antenna exceeds 6 dBi.

### **3.6.2 Antenna Anti-Replacement Construction**

An embedded-in antenna design is used.

### **3.6.3 Antenna Gain**

The antenna peak gain of EUT is less than 6 dBi. Therefore, it is not necessary to reduce maximum peak output power limit.



## 4 List of Measuring Equipment

Instrument	Manufacturer	Model No.	Serial No.	Characteristics	Calibration Date	Test Date	Due Date	Remark
Spectrum Analyzer	R&S	FSV40	101040	10Hz~40GHz	Oct. 12, 2022	Nov. 05, 2022~Dec. 02, 2022	Oct. 11, 2023	Conducted (TH01-KS)
Pulse Power Sensor	Anritsu	MA2411B	0917070	300MHz~40GHz	Jan. 05, 2022	Nov. 05, 2022~Dec. 02, 2022	Jan. 04, 2023	Conducted (TH01-KS)
Power Meter	Anritsu	ML2495A	1005002	50MHz Bandwidth	Jan. 05, 2022	Nov. 05, 2022~Dec. 02, 2022	Jan. 04, 2023	Conducted (TH01-KS)
EMI Test Receiver	Keysight	N9038A	MY56400004	3Hz~8.5GHz;Max 30dBm	Oct. 13, 2022	Dec. 07, 2022	Oct. 12, 2023	Radiation (03CH04-KS)
EXA Spectrum Analyzer	Keysight	N9010B	MY57471079	10Hz~44G,MAX 30dB	Oct. 12, 2022	Dec. 07, 2022	Oct. 11, 2023	Radiation (03CH04-KS)
Loop Antenna	R&S	HFH2-Z2	100321	9kHz~30MHz	Oct. 16, 2022	Dec. 07, 2022	Oct. 15, 2023	Radiation (03CH04-KS)
Bilog Antenna	TeseQ	CBL6111D	49922	30MHz~1GHz	May 24, 2022	Dec. 07, 2022	May 23, 2023	Radiation (03CH05-KS)
Horn Antenna	Schwarzbeck	BBHA9120D	1284	1GHz~18GHz	Jan. 05, 2022	Dec. 07, 2022	Jan. 04, 2023	Radiation (03CH04-KS)
SHF-EHF Horn	Com-power	AH-840	101070	18GHz~40GHz	Jan. 05, 2022	Dec. 07, 2022	Jan. 04, 2023	Radiation (03CH04-KS)
Amplifier	SONOMA	310N	187289	9KHz~1GHz	Jan. 05, 2022	Dec. 07, 2022	Jan. 04, 2023	Radiation (03CH04-KS)
Amplifier	MITEQ	EM18G40GGA	060728	18~40GHz	Jan. 05, 2022	Dec. 07, 2022	Jan. 04, 2023	Radiation (03CH04-KS)
high gain Amplifier	EM	EM01G18GA	060840	1Ghz~18Ghz	Oct. 12, 2022	Dec. 07, 2022	Oct. 11, 2023	Radiation (03CH04-KS)
Amplifier	Agilent	8449B	3008A02370	1Ghz~18Ghz	Oct. 12, 2022	Dec. 07, 2022	Oct. 11, 2023	Radiation (03CH04-KS)
AC Power Source	Chroma	61601	F104090004	N/A	NCR	Dec. 07, 2022	NCR	Radiation (03CH04-KS)
Turn Table	ChamPro	EM 1000-T	060762-T	0~360 degree	NCR	Dec. 07, 2022	NCR	Radiation (03CH04-KS)
Antenna Mast	ChamPro	EM 1000-A	060762-A	1 m~4 m	NCR	Dec. 07, 2022	NCR	Radiation (03CH04-KS)
EMI Receiver	R&S	ESR7	101630	9kHz~7GHz;	Jul. 07, 2022	Nov. 25, 2022	Jul. 06, 2023	Conduction (CO01-SZ)
AC LISN	R&S	ENV216	100063	9kHz~30MHz	Sep. 15, 2022	Nov. 25, 2022	Sep. 14, 2023	Conduction (CO01-SZ)
AC LISN (for auxiliary equipment)	EMCO	3816/2SH	00103892	9kHz~30MHz	Oct. 17, 2022	Nov. 25, 2022	Oct. 16, 2023	Conduction (CO01-SZ)
AC Power Source	Chroma	61602	616020000891	100Vac~250Vac	Jul. 07, 2022	Nov. 25, 2022	Jul. 06, 2023	Conduction (CO01-SZ)

NCR: No Calibration Required



## 5 Uncertainty of Evaluation

The measurement uncertainties shown below were calculated in accordance with the requirements of ANSI 63.10-2013. All the measurement uncertainty value were shown with a coverage K=2 to indicate 95% level of confidence. The measurement data show herein meets or exceeds the CISPR measurement uncertainty values specified in CISPR 16-4-2 and can be compared directly to specified limit to determine compliance.

### Uncertainty of Conducted Measurement

Test Item	Uncertainty
Conducted Power	±0.56 dB
Conducted Emissions	±0.92 dB
Occupied Channel Bandwidth	±0.03 %
Conducted Power Spectral Density	±0.54 dB

### Uncertainty of Conducted Emission Measurement (150 kHz ~ 30 MHz)

Measuring Uncertainty for a Level of Confidence of 95% (U = 2Uc(y))	2.2dB
---	-------

### Uncertainty of Radiated Emission Measurement (30 MHz ~ 1000 MHz)

Measuring Uncertainty for a Level of Confidence of 95% (U = 2Uc(y))	5.0dB
---	-------

### Uncertainty of Radiated Emission Measurement (1000 MHz ~ 18000 MHz)

Measuring Uncertainty for a Level of Confidence of 95% (U = 2Uc(y))	5.1dB
---	-------

### Uncertainty of Radiated Emission Measurement (18000 MHz ~ 40000 MHz)

Measuring Uncertainty for a Level of Confidence of 95% (U = 2Uc(y))	5.1dB
---	-------

----- THE END -----



## Appendix A. Conducted Test Results



Test Engineer:	Kib Shi	Temperature:	21~25	°C
Test Date:	2022/11/5~2022/12/2	Relative Humidity:	51~54	%

**TEST RESULTS DATA**  
**26dB and 99% OBW**

U-NII-1 single antenna													
Mod.	Data Rate	NTX	CH.	Freq. (MHz)	99% Bandwidth (MHz)		26 dB Bandwidth (MHz)		IC 99% Bandwidth Power Limit (dBm)		IC 99% Bandwidth EIRP Limit (dBm)		Note
					Ant 1	Ant 2	Ant 1	Ant 2	Ant 1	Ant 2	Ant 1	Ant 2	
11a	6Mbps	1	36	5180	16.78	-	22.88	-	-	-	22.25	-	
11a	6Mbps	1	44	5220	16.78	-	22.58	-	-	-	22.25	-	
11a	6Mbps	1	48	5240	16.78	-	23.18	-	-	-	22.25	-	
VHT20	MCS0	1	36	5180	17.88	-	23.28	-	-	-	22.52	-	
VHT20	MCS0	1	44	5220	17.88	-	23.63	-	-	-	22.52	-	
VHT20	MCS0	1	48	5240	17.88	-	23.13	-	-	-	22.52	-	
VHT40	MCS0	1	38	5190	36.56	-	41.54	-	-	-	23.01	-	
VHT40	MCS0	1	46	5230	36.46	-	41.54	-	-	-	23.01	-	
VHT80	MCS0	1	42	5210	75.64	-	82.64	-	-	-	23.01	-	

**TEST RESULTS DATA**  
**Average Power Table**

FCC U-NII-1 single antenna												
Mod.	Data Rate	NTX	CH.	Freq. (MHz)	Average Conducted Power with duty factor (dBm)			FCC Conducted Power Limit (dBm)		DG (dBi)		Pass/Fail
					Ant 1	Ant 2	SUM	Ant 1	Ant 2	Ant 1	Ant 2	
11a	6Mbps	1	36	5180	14.12	-		24.00	-	-1.40	-	Pass
11a	6Mbps	1	44	5220	13.77	-		24.00	-	-1.40	-	Pass
11a	6Mbps	1	48	5240	13.83	-		24.00	-	-1.40	-	Pass
HT20	MCS0	1	36	5180	13.78	-		24.00	-	-1.40	-	Pass
HT20	MCS0	1	44	5220	13.54	-		24.00	-	-1.40	-	Pass
HT20	MCS0	1	48	5240	13.48	-		24.00	-	-1.40	-	Pass
HT40	MCS0	1	38	5190	13.96	-		24.00	-	-1.40	-	Pass
HT40	MCS0	1	46	5230	13.75	-		24.00	-	-1.40	-	Pass
VHT20	MCS0	1	36	5180	13.82	-		24.00	-	-1.40	-	Pass
VHT20	MCS0	1	44	5220	13.57	-		24.00	-	-1.40	-	Pass
VHT20	MCS0	1	48	5240	13.53	-		24.00	-	-1.40	-	Pass
VHT40	MCS0	1	38	5190	13.99	-		24.00	-	-1.40	-	Pass
VHT40	MCS0	1	46	5230	13.81	-		24.00	-	-1.40	-	Pass
VHT80	MCS0	1	42	5210	12.70	-		24.00	-	-1.40	-	Pass

**TEST RESULTS DATA**  
**Power Spectral Density**

FCC U-NII-1 single antenna												
Mod.	Data Rate	NTX	CH.	Freq. (MHz)	Average Power Density (dBm/MHz)			Average PSD Limit (dBm/MHz)		DG (dBi)		Pass /Fail
					Ant 1	Ant 2	SUM	Ant 1	Ant 2	Ant 1	Ant 2	
11a	6Mbps	1	36	5180	1.44	-		11.00	-	-1.40	-	Pass
11a	6Mbps	1	44	5220	1.46	-		11.00	-	-1.40	-	Pass
11a	6Mbps	1	48	5240	1.33	-		11.00	-	-1.40	-	Pass
VHT20	MCS0	1	36	5180	1.10	-		11.00	-	-1.40	-	Pass
VHT20	MCS0	1	44	5220	0.98	-		11.00	-	-1.40	-	Pass
VHT20	MCS0	1	48	5240	0.87	-		11.00	-	-1.40	-	Pass
VHT40	MCS0	1	38	5190	-2.01	-		11.00	-	-1.40	-	Pass
VHT40	MCS0	1	46	5230	-1.98	-		11.00	-	-1.40	-	Pass
VHT80	MCS0	1	42	5210	-4.36	-		11.00	-	-1.40	-	Pass

**TEST RESULTS DATA**  
**26dB and 99% OBW**

U-NII-2A single antenna															
Mod.	Data Rate	NTX	CH.	Freq. (MHz)	99% Bandwidth (MHz)		26 dB Bandwidth (MHz)		IC 99% Bandwidth Power Limit (dBm)		IC 99% Bandwidth EIRP Limit (dBm)		FCC 26dB Bandwidth Power Limit (dBm)		Note
					Ant 1	Ant 2	Ant 1	Ant 2	Ant 1	Ant 2	Ant 1	Ant 2	Ant 1	Ant 2	
11a	6Mbps	1	52	5260	16.83	-	22.93	-	23.26	-	29.26	-	23.98	-	
11a	6Mbps	1	60	5300	16.78	-	22.48	-	23.25	-	29.25	-	23.98	-	
11a	6Mbps	1	64	5320	16.78	-	22.88	-	23.25	-	29.25	-	23.98	-	
VHT20	MCS0	1	52	5260	17.88	-	23.53	-	23.52	-	29.52	-	23.98	-	
VHT20	MCS0	1	60	5300	17.88	-	23.53	-	23.52	-	29.52	-	23.98	-	
VHT20	MCS0	1	64	5320	17.93	-	23.98	-	23.54	-	29.54	-	23.98	-	
VHT40	MCS0	1	54	5270	36.56	-	41.45	-	23.98	-	30.00	-	23.98	-	
VHT40	MCS0	1	62	5310	36.46	-	41.36	-	23.98	-	30.00	-	23.98	-	
VHT80	MCS0	1	58	5290	75.52	-	83.12	-	23.98	-	30.00	-	23.98	-	

**TEST RESULTS DATA**  
**Average Power Table**

FCC U-NII-2A single antenna													
Mod.	Data Rate	NTX	CH.	Freq. (MHz)	Average Conducted Power with duty factor (dBm)			FCC Conducted Power Limit (dBm)		DG (dBi)		EIRP Power Limit (dBm)	Pass/Fail
					Ant 1	Ant 2	SUM	Ant 1	Ant 2	Ant 1	Ant 2		
11a	6Mbps	1	52	5260	13.76	-		23.98	-	-1.60	-	26.99	Pass
11a	6Mbps	1	60	5300	13.46	-		23.98	-	-1.60	-	26.99	Pass
11a	6Mbps	1	64	5320	13.40	-		23.98	-	-1.60	-	26.99	Pass
HT20	MCS0	1	52	5260	13.68	-		23.98	-	-1.60	-	26.99	Pass
HT20	MCS0	1	60	5300	13.28	-		23.98	-	-1.60	-	26.99	Pass
HT20	MCS0	1	64	5320	13.41	-		23.98	-	-1.60	-	26.99	Pass
HT40	MCS0	1	54	5270	13.55	-		23.98	-	-1.60	-	26.99	Pass
HT40	MCS0	1	62	5310	13.56	-		23.98	-	-1.60	-	26.99	Pass
VHT20	MCS0	1	52	5260	13.70	-		23.98	-	-1.60	-	26.99	Pass
VHT20	MCS0	1	60	5300	13.31	-		23.98	-	-1.60	-	26.99	Pass
VHT20	MCS0	1	64	5320	13.44	-		23.98	-	-1.60	-	26.99	Pass
VHT40	MCS0	1	54	5270	13.62	-		23.98	-	-1.60	-	26.99	Pass
VHT40	MCS0	1	62	5310	13.58	-		23.98	-	-1.60	-	26.99	Pass
VHT80	MCS0	1	58	5290	13.63	-		23.98	-	-1.60	-	26.99	Pass

**TEST RESULTS DATA**  
**Power Spectral Density**

U-NII-2A single antenna												
Mod.	Data Rate	N <sub>Tx</sub>	CH.	Freq. (MHz)	Average Power Density (dBm/MHz)			Average PSD Limit (dBm/MHz)		DG (dBi)		Pass /Fail
					Ant 1	Ant 2	SUM	Ant 1	Ant 2	Ant 1	Ant 2	
11a	6Mbps	1	52	5260	1.13	-		11.00	-	-1.60	-	Pass
11a	6Mbps	1	60	5300	0.83	-		11.00	-	-1.60	-	Pass
11a	6Mbps	1	64	5320	0.77	-		11.00	-	-1.60	-	Pass
VHT20	MCS0	1	52	5260	0.44	-		11.00	-	-1.60	-	Pass
VHT20	MCS0	1	60	5300	0.36	-		11.00	-	-1.60	-	Pass
VHT20	MCS0	1	64	5320	-0.18	-		11.00	-	-1.60	-	Pass
VHT40	MCS0	1	54	5270	-2.43	-		11.00	-	-1.60	-	Pass
VHT40	MCS0	1	62	5310	-2.56	-		11.00	-	-1.60	-	Pass
VHT80	MCS0	1	58	5290	-5.85	-		11.00	-	-1.60	-	Pass

**TEST RESULTS DATA**  
**26dB and 99% OBW**

U-NII-2C single antenna																
Mod.	Data Rate	NTX	CH.	Freq. (MHz)	99% Bandwidth In U-NII 2C (MHz)		26 dB Bandwidth In U-NII 2C (MHz)		IC 99% Bandwidth Power Limit (dBm)		IC 99% Bandwidth EIRP Limit (dBm)		FCC 26dB Bandwidth Power Limit (dBm)		6 dB Bandwidth for Straddle Channel (MHz)	
					Ant 1	Ant 2	Ant 1	Ant 2	Ant 1	Ant 2	Ant 1	Ant 2	Ant 1	Ant 2	Ant 1	Ant 2
11a	6Mbps	1	100	5500	16.78	-	22.68	-	23.25	-	29.25	-	23.98	-	----	----
11a	6Mbps	1	116	5580	16.78	-	23.13	-	23.25	-	29.25	-	23.98	-	----	----
11a	6Mbps	1	140	5700	16.73	-	22.58	-	23.24	-	29.24	-	23.98	-	----	----
VHT20	MCS0	1	100	5500	17.88	-	23.53	-	23.52	-	29.52	-	23.98	-	----	----
VHT20	MCS0	1	116	5580	17.88	-	23.73	-	23.52	-	29.52	-	23.98	-	----	----
VHT20	MCS0	1	140	5700	17.88	-	22.93	-	23.52	-	29.52	-	23.98	-	----	----
VHT40	MCS0	1	102	5510	36.46	-	41.36	-	23.98	-	30.00	-	23.98	-	----	----
VHT40	MCS0	1	110	5550	36.56	-	41.36	-	23.98	-	30.00	-	23.98	-	----	----
VHT40	MCS0	1	134	5670	36.46	-	41.27	-	23.98	-	30.00	-	23.98	-	----	----
VHT80	MCS0	1	106	5530	75.52	-	82.48	-	23.98	-	30.00	-	23.98	-	----	----
VHT80	MCS0	1	122	5610	75.52	-	83.44	-	23.98	-	30.00	-	23.98	-	----	----



**TEST RESULTS DATA**  
**Average Power Table**

FCC U-NII-2C single antenna													
Mod.	Data Rate	NTX	CH.	Freq. (MHz)	Average Conducted Power with duty factor (dBm)			FCC Conducted Power Limit (dBm)		DG (dBi)		EIRP Power Limit (dBm)	Pass/Fail
					Ant 1	Ant 2	SUM	Ant 1	Ant 2	Ant 1	Ant 2		
11a	6Mbps	1	100	5500	12.77	-		23.98	-	-1.20	-	26.99	Pass
11a	6Mbps	1	116	5580	12.59	-		23.98	-	-1.20	-	26.99	Pass
11a	6Mbps	1	140	5700	12.67	-		23.98	-	-1.20	-	26.99	Pass
HT20	MCS0	1	100	5500	12.40	-		23.98	-	-1.20	-	26.99	Pass
HT20	MCS0	1	116	5580	12.30	-		23.98	-	-1.20	-	26.99	Pass
HT20	MCS0	1	140	5700	12.47	-		23.98	-	-1.20	-	26.99	Pass
HT40	MCS0	1	102	5510	12.97	-		23.98	-	-1.20	-	26.99	Pass
HT40	MCS0	1	110	5550	12.80	-		23.98	-	-1.20	-	26.99	Pass
HT40	MCS0	1	134	5670	12.80	-		23.98	-	-1.20	-	26.99	Pass
VHT20	MCS0	1	100	5500	12.44	-		23.98	-	-1.20	-	26.99	Pass
VHT20	MCS0	1	116	5580	12.31	-		23.98	-	-1.20	-	26.99	Pass
VHT20	MCS0	1	140	5700	12.51	-		23.98	-	-1.20	-	26.99	Pass
VHT40	MCS0	1	102	5510	13.01	-		23.98	-	-1.20	-	26.99	Pass
VHT40	MCS0	1	110	5550	12.82	-		23.98	-	-1.20	-	26.99	Pass
VHT40	MCS0	1	134	5670	12.84	-		23.98	-	-1.20	-	26.99	Pass
VHT80	MCS0	1	106	5530	11.55	-		23.98	-	-1.20	-	26.99	Pass
VHT80	MCS0	1	122	5610	12.41	-		23.98	-	-1.20	-	26.99	Pass

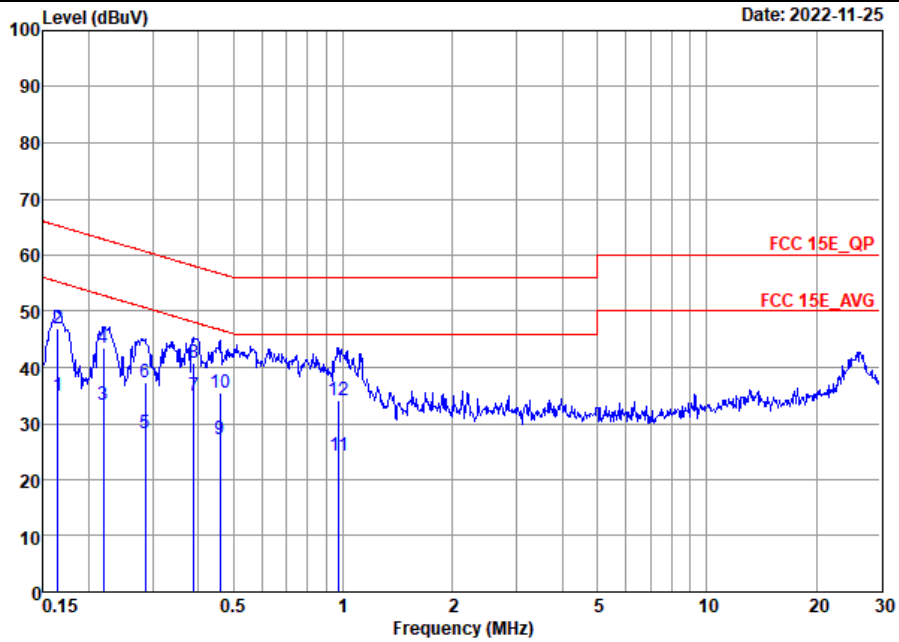
**TEST RESULTS DATA**  
**Power Spectral Density**

U-NII-2C single antenna												
Mod.	Data Rate	N <sub>Tx</sub>	CH.	Freq. (MHz)	Average Power Density (dBm/MHz)			Average PSD Limit (dBm/MHz)		DG (dBi)		Pass /Fail
					Ant 1	Ant 2	SUM	Ant 1	Ant 2	Ant 1	Ant 2	
11a	6Mbps	1	100	5500	-0.08	-		11.00	-	-1.20	-	Pass
11a	6Mbps	1	116	5580	-0.44	-		11.00	-	-1.20	-	Pass
11a	6Mbps	1	140	5700	-0.34	-		11.00	-	-1.20	-	Pass
VHT20	MCS0	1	100	5500	-0.58	-		11.00	-	-1.20	-	Pass
VHT20	MCS0	1	116	5580	-0.85	-		11.00	-	-1.20	-	Pass
VHT20	MCS0	1	140	5700	-0.76	-		11.00	-	-1.20	-	Pass
VHT40	MCS0	1	102	5510	-2.94	-		11.00	-	-1.20	-	Pass
VHT40	MCS0	1	110	5550	-3.38	-		11.00	-	-1.20	-	Pass
VHT40	MCS0	1	134	5670	-3.74	-		11.00	-	-1.20	-	Pass
VHT80	MCS0	1	106	5530	-5.59	-		11.00	-	-1.20	-	Pass
VHT80	MCS0	1	122	5610	-6.81	-		11.00	-	-1.20	-	Pass



## Appendix B. AC Conducted Emission Test Results

Test Engineer :	Lily Qiu	Temperature :	21~24°C
		Relative Humidity :	39~43%
Test Voltage :	120Vac / 60Hz	Phase :	Line
Remark :	All emissions not reported here are more than 10 dB below the prescribed limit.		

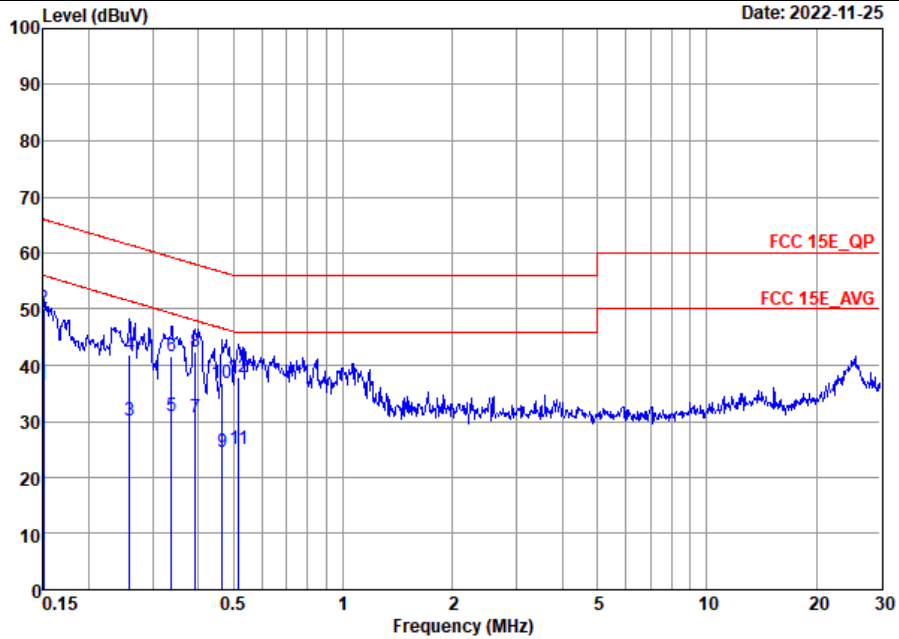


Site : CO01-SZ  
 Condition: FCC 15E\_QP LISN\_20220811\_ L LINE

	Freq	Level	Over Limit	Limit Line	Read Level	LISN Factor	Cable Loss	Remark
	MHz	dBuV	dB	dBuV	dBuV	dB	dB	
1	0.16	35.03	-20.22	55.25	14.20	10.20	10.63	Average
2	0.16	47.03	-18.22	65.25	26.20	10.20	10.63	QP
3	0.22	33.32	-19.51	52.83	12.80	10.19	10.33	Average
4	0.22	43.42	-19.41	62.83	22.90	10.19	10.33	QP
5	0.29	28.40	-22.23	50.63	7.40	10.17	10.83	Average
6	0.29	37.40	-23.23	60.63	16.40	10.17	10.83	QP
7 *	0.39	34.89	-13.19	48.08	13.40	10.10	11.39	Average
8	0.39	40.89	-17.19	58.08	19.40	10.10	11.39	QP
9	0.46	27.32	-19.39	46.71	5.50	10.11	11.71	Average
10	0.46	35.42	-21.29	56.71	13.60	10.11	11.71	QP
11	0.97	24.32	-21.68	46.00	3.89	10.12	10.31	Average
12	0.97	34.22	-21.78	56.00	13.79	10.12	10.31	QP



Test Engineer :	Lily Qiu	Temperature :	21~24°C
		Relative Humidity :	39~43%
Test Voltage :	120Vac / 60Hz	Phase :	Neutral
Remark :	All emissions not reported here are more than 10 dB below the prescribed limit.		



Site : C001-SZ  
 Condition: FCC 15E\_QP LISN\_20220811\_ N NEUTRAL

	Freq	Level	Over Limit	Limit Line	Read Level	LISN Factor	Cable Loss	Remark
	MHz	dBuV	dB	dBuV	dBuV	dB	dB	
1	0.15	36.66	-19.34	56.00	15.50	10.31	10.85	Average
2	0.15	50.16	-15.84	66.00	29.00	10.31	10.85	QP
3	0.26	30.18	-21.29	51.47	9.31	10.24	10.63	Average
4	0.26	41.98	-19.49	61.47	21.11	10.24	10.63	QP
5	0.34	30.81	-18.46	49.27	9.50	10.18	11.13	Average
6	0.34	41.51	-17.76	59.27	20.20	10.18	11.13	QP
7	0.39	30.61	-17.38	47.99	9.00	10.19	11.42	Average
8 *	0.39	42.41	-15.58	57.99	20.80	10.19	11.42	QP
9	0.47	24.63	-21.95	46.58	2.70	10.19	11.74	Average
10	0.47	36.73	-19.85	56.58	14.80	10.19	11.74	QP
11	0.52	24.98	-21.02	46.00	3.00	10.20	11.78	Average
12	0.52	37.78	-18.22	56.00	15.80	10.20	11.78	QP

Note:

- Level(dBμV) = Read Level(dBμV) + LISN Factor(dB) + Cable Loss(dB)
- Over Limit(dB) = Level(dBμV) – Limit Line(dBμV)



## Appendix C. Radiated Spurious Emission

### Radiated Spurious Emission Test Modes

Mode	Band	Band (GHz)	Modulation	Channel	Frequency	Data Rate	Remark
Mode 1	U-NII-1	5.15-5.25	802.11a	36	5180	6Mbps	-
Mode 2	U-NII-1	5.15-5.25	802.11a	44	5220	6Mbps	-
Mode 3	U-NII-1	5.15-5.25	802.11a	48	5240	6Mbps	-
Mode 4	U-NII-2A	5.25-5.35	802.11a	52	5280	6Mbps	-
Mode 5	U-NII-2A	5.25-5.35	802.11a	60	5300	6Mbps	-
Mode 6	U-NII-2A	5.25-5.35	802.11a	64	5320	6Mbps	-
Mode 7	U-NII-2C	5.47-5.725	802.11a	100	5500	6Mbps	-
Mode 8	U-NII-2C	5.47-5.725	802.11a	116	5580	6Mbps	-
Mode 9	U-NII-2C	5.47-5.725	802.11a	140	5700	6Mbps	-
Mode 10	U-NII-1	5.15-5.25	802.11ac VHT20	36	5180	MCS0	-
Mode 11	U-NII-1	5.15-5.25	802.11ac VHT20	44	5220	MCS0	-
Mode 12	U-NII-1	5.15-5.25	802.11ac VHT20	48	5240	MCS0	-
Mode 13	U-NII-2A	5.25-5.35	802.11ac VHT20	52	5280	MCS0	-
Mode 14	U-NII-2A	5.25-5.35	802.11ac VHT20	60	5300	MCS0	-
Mode 15	U-NII-2A	5.25-5.35	802.11ac VHT20	64	5320	MCS0	-
Mode 16	U-NII-2C	5.47-5.725	802.11ac VHT20	100	5500	MCS0	-
Mode 17	U-NII-2C	5.47-5.725	802.11ac VHT20	116	5580	MCS0	-
Mode 18	U-NII-2C	5.47-5.725	802.11ac VHT20	140	5700	MCS0	-
Mode 19	U-NII-1	5.15-5.25	802.11ac VHT40	38	5190	MCS0	-
Mode 20	U-NII-1	5.15-5.25	802.11ac VHT40	46	5230	MCS0	-
Mode 21	U-NII-2A	5.25-5.35	802.11ac VHT40	54	5270	MCS0	-
Mode 22	U-NII-2A	5.25-5.35	802.11ac VHT40	62	5310	MCS0	-
Mode 23	U-NII-2C	5.47-5.725	802.11ac VHT40	102	5510	MCS0	-
Mode 24	U-NII-2C	5.47-5.725	802.11ac VHT40	110	5550	MCS0	-
Mode 25	U-NII-2C	5.47-5.725	802.11ac VHT40	134	5670	MCS0	-
Mode 26	U-NII-1	5.15-5.25	802.11ac VHT80	42	5210	MCS0	-
Mode 27	U-NII-2A	5.25-5.35	802.11ac VHT80	58	5290	MCS0	-
Mode 28	U-NII-2C	5.47-5.725	802.11ac VHT80	106	5530	MCS0	-
Mode 29	U-NII-2C	5.47-5.725	802.11ac VHT80	122	5610	MCS0	-
Mode 30	U-NII-1	5.15-5.25	802.11ac VHT40	38	5190	MCS0	LF
Mode 31	U-NII-1	5.15-5.25	802.11ac VHT40	38	5190	MCS0	Co-location
	LTE Band 13 Link			Mid	-	-	



### Summary of each worse mode

Mode	Modulation	Ch.	Freq. (MHz)	Level (dBuV/m)	Limit (dBuV/m)	Margin (dB)	Pol.	Peak Avg.	Result	Remark
1	802.11a	36	5150.00	47.66	54.00	-6.34	H	AVERAGE	Pass	Band Edge
1	802.11a	36	10360.00	55.90	68.30	-12.40	V	Peak	Pass	Harmonic
2	802.11a	44	-	-	-	-	-	-	-	Band Edge
2	802.11a	44	10440.00	49.72	68.30	-18.58	V	PEAK	Pass	Harmonic
3	802.11a	48	-	-	-	-	-	-	-	Band Edge
3	802.11a	48	10480.00	50.00	68.30	-18.30	V	PEAK	Pass	Harmonic
4	802.11a	52	-	-	-	-	-	-	-	Band Edge
4	802.11a	52	7044	60.56	68.3	-7.74	H	PEAK	Pass	Harmonic
5	802.11a	60	-	-	-	-	-	-	-	Band Edge
5	802.11a	60	7067.00	60.24	68.30	-8.06	H	PEAK	Pass	Harmonic
6	802.11a	64	5350.24	45.18	54.00	-8.82	H	AVERAGE	Pass	Band Edge
6	802.11a	64	7099	57.75	68.3	-9.55	H	PEAK	Pass	Harmonic
7	802.11a	100	5459.50	43.01	54.00	-10.99	H	AVERAGE	Pass	Band Edge
7	802.11a	100	7333.37	50.27	54.00	-3.73	V	AVERAGE	Pass	Harmonic
8	802.11a	116	-	-	-	-	-	-	-	Band Edge
8	802.11a	116	7440.04	46.94	54.00	-7.06	H	AVERAGE	Pass	Harmonic
9	802.11a	140	5725.48	58.34	68.30	-9.96	H	PEAK	Pass	Band Edge
9	802.11a	140	7600.04	45.04	54.00	-8.96	H	AVERAGE	Pass	Harmonic
10	802.11ac VHT20	36	5149	44.49	54	-9.51	H	AVERAGE	Pass	Band Edge
10	802.11ac VHT20	36	10360.00	53.23	68.30	-15.07	H	PEAK	Pass	Harmonic
11	802.11ac VHT20	44	-	-	-	-	-	-	-	Band Edge
11	802.11ac VHT20	44	10440.00	52.16	68.30	-16.14	H	PEAK	Pass	Harmonic
12	802.11ac VHT20	48	-	-	-	-	-	-	-	Band Edge
12	802.11ac VHT20	48	10480.00	50.86	68.30	-17.44	H	PEAK	Pass	Harmonic



Mode	Modulation	Ch.	Freq. (MHz)	Level (dBuV/m)	Limit (dBuV/m)	Margin (dB)	Pol.	Peak Avg.	Result	Remark
13	802.11ac VHT20	52	-	-	-	-	-	-	-	Band Edge
13	802.11ac VHT20	52	7044	61.07	68.3	-7.23	H	PEAK	Pass	Harmonic
14	802.11ac VHT20	60	-	-	-	-	-	-	-	Band Edge
14	802.11ac VHT20	60	7077	59.21	68.3	-9.09	H	PEAK	Pass	Harmonic
15	802.11ac VHT20	64	5350.66	45.10	54.00	-8.90	H	AVERAGE	Pass	Band Edge
15	802.11ac VHT20	64	7099	58.22	68.3	-10.08	H	PEAK	Pass	Harmonic
16	802.11ac VHT20	100	5459.35	45.81	54.00	-8.19	H	AVERAGE	Pass	Band Edge
16	802.11ac VHT20	100	7333.37	50.08	54.00	-3.92	V	AVERAGE	Pass	Harmonic
17	802.11ac VHT20	116	-	-	-	-	-	-	-	Band Edge
17	802.11ac VHT20	116	7440.04	47.07	54.00	-6.93	H	AVERAGE	Pass	Harmonic
18	802.11ac VHT20	140	5725.35	57.40	68.30	-10.90	H	PEAK	Pass	Band Edge
18	802.11ac VHT20	140	7600.04	43.76	54.00	-10.24	V	AVERAGE	Pass	Harmonic
19	802.11ac VHT40	38	5150.00	50.75	54.00	-3.25	H	AVERAGE	Pass	Band Edge
19	802.11ac VHT40	38	10380.00	46.25	68.30	-22.05	H	PEAK	Pass	Harmonic
20	802.11ac VHT40	46	5145.82	42.35	54.00	-11.65	H	AVERAGE	Pass	Band Edge
20	802.11ac VHT40	46	10460.00	46.66	68.30	-21.64	H	PEAK	Pass	Harmonic
21	802.11ac VHT40	54	5350.37	42.94	54.00	-11.06	H	AVERAGE	Pass	Band Edge
21	802.11ac VHT40	54	7026.7	61.19	68.3	-7.11	H	PEAK	Pass	Harmonic
22	802.11ac VHT40	62	5350.05	49.99	54.00	-4.01	H	AVERAGE	Pass	Band Edge
22	802.11ac VHT40	62	7088	57.08	68.3	-11.22	H	PEAK	Pass	Harmonic
23	802.11ac VHT40	102	5459.60	49.10	54.00	-4.90	H	AVERAGE	Pass	Band Edge
23	802.11ac VHT40	102	7346.70	50.65	54.00	-3.35	H	AVERAGE	Pass	Harmonic
24	802.11ac VHT40	110	5459.60	42.92	54.00	-11.08	H	AVERAGE	Pass	Band Edge
24	802.11ac VHT40	110	7400.04	49.16	54.00	-4.84	H	AVERAGE	Pass	Harmonic
25	802.11ac VHT40	134	5459.76	40.77	54.00	-13.23	H	AVERAGE	Pass	Band Edge
25	802.11ac VHT40	134	7560.04	48.07	54.00	-5.93	V	AVERAGE	Pass	Harmonic



Mode	Modulation	Ch.	Freq. (MHz)	Level (dBuV/m)	Limit (dBuV/m)	Margin (dB)	Pol.	Peak Avg.	Result	Remark
26	802.11ac VHT80	42	5144.90	50.73	54.00	-3.27	H	AVERAGE	Pass	Band Edge
26	802.11ac VHT80	42	10420.00	44.90	68.30	-23.40	V	PEAK	Pass	Harmonic
27	802.11ac VHT80	58	5351.37	50.38	54.00	-3.62	H	AVERAGE	Pass	Band Edge
27	802.11ac VHT80	58	7053.37	57.81	68.30	-10.49	H	PEAK	Pass	Harmonic
28	802.11ac VHT80	106	5459.26	49.15	54.00	-4.85	H	AVERAGE	Pass	Band Edge
28	802.11ac VHT80	106	7373.37	50.74	54.00	-3.26	H	AVERAGE	Pass	Harmonic
29	802.11ac VHT80	122	5452.60	41.66	54.00	-12.34	H	AVERAGE	Pass	Band Edge
29	802.11ac VHT80	122	7480.04	48.48	54.00	-5.52	V	AVERAGE	Pass	Harmonic
30	802.11ac VHT40	38	30	31.55	40	-8.45	V	PEAK	Pass	LF
31	802.11ac VHT40	38	5149.50	50.21	54.00	-3.79	H	AVERAGE	Pass	Band Edge
31	802.11ac VHT40	38	10380.00	46.53	68.30	-21.77	V	PEAK	Pass	Harmonic





Mode		1																																																																										
		Band Edge																																																																										
		U-NII-1_5.15-5.25_802.11a_CH36_5180MHz																																																																										
Pol.	Horizontal	Fundamental																																																																										
Peak	<table border="1"> <thead> <tr> <th>Limit</th> <th>Read</th> <th>Ant</th> <th>Cable</th> <th>Preamp</th> <th>Aux</th> <th>APos</th> <th>TPos</th> </tr> <tr> <th>Freq</th> <th>Level</th> <th>Line</th> <th>Margin</th> <th>Level</th> <th>Factor</th> <th>Loss</th> <th>Factor</th> </tr> <tr> <th>MHz</th> <th>dBuV/m</th> <th>dBuV/m</th> <th>dB</th> <th>dBuV</th> <th>dB/m</th> <th>dB</th> <th>dB</th> </tr> </thead> <tbody> <tr> <td>1</td> <td>5148.00</td> <td>59.05</td> <td>74.00</td> <td>-14.95</td> <td>50.13</td> <td>35.03</td> <td>10.69</td> <td>36.80</td> <td>0.00</td> <td>106</td> <td>250</td> <td>PEAK</td> </tr> </tbody> </table>	Limit	Read	Ant	Cable	Preamp	Aux	APos	TPos	Freq	Level	Line	Margin	Level	Factor	Loss	Factor	MHz	dBuV/m	dBuV/m	dB	dBuV	dB/m	dB	dB	1	5148.00	59.05	74.00	-14.95	50.13	35.03	10.69	36.80	0.00	106	250	PEAK	<table border="1"> <thead> <tr> <th>Limit</th> <th>Read</th> <th>Ant</th> <th>Cable</th> <th>Preamp</th> <th>Aux</th> <th>APos</th> <th>TPos</th> </tr> <tr> <th>Freq</th> <th>Level</th> <th>Line</th> <th>Margin</th> <th>Level</th> <th>Factor</th> <th>Loss</th> <th>Factor</th> </tr> <tr> <th>MHz</th> <th>dBuV/m</th> <th>dBuV/m</th> <th>dB</th> <th>dBuV</th> <th>dB/m</th> <th>dB</th> <th>dB</th> </tr> </thead> <tbody> <tr> <td>1</td> <td>5180.00</td> <td>109.35</td> <td>-----</td> <td>-----</td> <td>100.35</td> <td>35.07</td> <td>10.74</td> <td>36.81</td> <td>0.00</td> <td>106</td> <td>250</td> <td>PEAK</td> </tr> </tbody> </table>	Limit	Read	Ant	Cable	Preamp	Aux	APos	TPos	Freq	Level	Line	Margin	Level	Factor	Loss	Factor	MHz	dBuV/m	dBuV/m	dB	dBuV	dB/m	dB	dB	1	5180.00	109.35	-----	-----	100.35	35.07	10.74	36.81	0.00	106	250	PEAK
Limit	Read	Ant	Cable	Preamp	Aux	APos	TPos																																																																					
Freq	Level	Line	Margin	Level	Factor	Loss	Factor																																																																					
MHz	dBuV/m	dBuV/m	dB	dBuV	dB/m	dB	dB																																																																					
1	5148.00	59.05	74.00	-14.95	50.13	35.03	10.69	36.80	0.00	106	250	PEAK																																																																
Limit	Read	Ant	Cable	Preamp	Aux	APos	TPos																																																																					
Freq	Level	Line	Margin	Level	Factor	Loss	Factor																																																																					
MHz	dBuV/m	dBuV/m	dB	dBuV	dB/m	dB	dB																																																																					
1	5180.00	109.35	-----	-----	100.35	35.07	10.74	36.81	0.00	106	250	PEAK																																																																
Avg	<table border="1"> <thead> <tr> <th>Limit</th> <th>Read</th> <th>Ant</th> <th>Cable</th> <th>Preamp</th> <th>Aux</th> <th>APos</th> <th>TPos</th> </tr> <tr> <th>Freq</th> <th>Level</th> <th>Line</th> <th>Margin</th> <th>Level</th> <th>Factor</th> <th>Loss</th> <th>Factor</th> </tr> <tr> <th>MHz</th> <th>dBuV/m</th> <th>dBuV/m</th> <th>dB</th> <th>dBuV</th> <th>dB/m</th> <th>dB</th> <th>dB</th> </tr> </thead> <tbody> <tr> <td>1</td> <td>5150.00</td> <td>47.66</td> <td>54.00</td> <td>-6.34</td> <td>38.75</td> <td>35.03</td> <td>10.69</td> <td>36.81</td> <td>0.00</td> <td>106</td> <td>250</td> <td>AVERAGE</td> </tr> </tbody> </table>	Limit	Read	Ant	Cable	Preamp	Aux	APos	TPos	Freq	Level	Line	Margin	Level	Factor	Loss	Factor	MHz	dBuV/m	dBuV/m	dB	dBuV	dB/m	dB	dB	1	5150.00	47.66	54.00	-6.34	38.75	35.03	10.69	36.81	0.00	106	250	AVERAGE	<table border="1"> <thead> <tr> <th>Limit</th> <th>Read</th> <th>Ant</th> <th>Cable</th> <th>Preamp</th> <th>Aux</th> <th>APos</th> <th>TPos</th> </tr> <tr> <th>Freq</th> <th>Level</th> <th>Line</th> <th>Margin</th> <th>Level</th> <th>Factor</th> <th>Loss</th> <th>Factor</th> </tr> <tr> <th>MHz</th> <th>dBuV/m</th> <th>dBuV/m</th> <th>dB</th> <th>dBuV</th> <th>dB/m</th> <th>dB</th> <th>dB</th> </tr> </thead> <tbody> <tr> <td>1</td> <td>5180.00</td> <td>101.73</td> <td>-----</td> <td>-----</td> <td>92.75</td> <td>35.06</td> <td>10.73</td> <td>36.81</td> <td>0.00</td> <td>106</td> <td>250</td> <td>AVERAGE</td> </tr> </tbody> </table>	Limit	Read	Ant	Cable	Preamp	Aux	APos	TPos	Freq	Level	Line	Margin	Level	Factor	Loss	Factor	MHz	dBuV/m	dBuV/m	dB	dBuV	dB/m	dB	dB	1	5180.00	101.73	-----	-----	92.75	35.06	10.73	36.81	0.00	106	250	AVERAGE
Limit	Read	Ant	Cable	Preamp	Aux	APos	TPos																																																																					
Freq	Level	Line	Margin	Level	Factor	Loss	Factor																																																																					
MHz	dBuV/m	dBuV/m	dB	dBuV	dB/m	dB	dB																																																																					
1	5150.00	47.66	54.00	-6.34	38.75	35.03	10.69	36.81	0.00	106	250	AVERAGE																																																																
Limit	Read	Ant	Cable	Preamp	Aux	APos	TPos																																																																					
Freq	Level	Line	Margin	Level	Factor	Loss	Factor																																																																					
MHz	dBuV/m	dBuV/m	dB	dBuV	dB/m	dB	dB																																																																					
1	5180.00	101.73	-----	-----	92.75	35.06	10.73	36.81	0.00	106	250	AVERAGE																																																																



Mode		1																																																																														
		Band Edge																																																																														
		U-NII-1_5.15-5.25_802.11a_CH36_5180MHz																																																																														
Pol.	Vertical	Fundamental																																																																														
Peak	<table border="1"> <thead> <tr> <th>Limit</th> <th>Read</th> <th>Ant</th> <th>Cable</th> <th>Preamp</th> <th>Aux</th> <th>APos</th> <th>TPos</th> </tr> <tr> <th>Freq</th> <th>Level</th> <th>Line Margin</th> <th>Level Factor</th> <th>Loss Factor</th> <th>Factor</th> <th>Factor</th> <th>Remark</th> </tr> <tr> <th>MHz</th> <th>dBuV/m</th> <th>dBuV/m</th> <th>dB</th> <th>dBuV</th> <th>dB/m</th> <th>dB</th> <th>dB</th> <th>cm</th> <th>deg</th> </tr> </thead> <tbody> <tr> <td>1</td> <td>5128.80</td> <td>52.55</td> <td>74.00</td> <td>-21.45</td> <td>43.68</td> <td>35.01</td> <td>10.66</td> <td>36.00</td> <td>0.00</td> <td>338</td> <td>338</td> <td>PEAK</td> </tr> </tbody> </table>	Limit	Read	Ant	Cable	Preamp	Aux	APos	TPos	Freq	Level	Line Margin	Level Factor	Loss Factor	Factor	Factor	Remark	MHz	dBuV/m	dBuV/m	dB	dBuV	dB/m	dB	dB	cm	deg	1	5128.80	52.55	74.00	-21.45	43.68	35.01	10.66	36.00	0.00	338	338	PEAK	<table border="1"> <thead> <tr> <th>Limit</th> <th>Read</th> <th>Ant</th> <th>Cable</th> <th>Preamp</th> <th>Aux</th> <th>APos</th> <th>TPos</th> </tr> <tr> <th>Freq</th> <th>Level</th> <th>Line Margin</th> <th>Level Factor</th> <th>Loss Factor</th> <th>Factor</th> <th>Factor</th> <th>Remark</th> </tr> <tr> <th>MHz</th> <th>dBuV/m</th> <th>dBuV/m</th> <th>dB</th> <th>dBuV</th> <th>dB/m</th> <th>dB</th> <th>dB</th> <th>cm</th> <th>deg</th> </tr> </thead> <tbody> <tr> <td>1</td> <td>5180.00</td> <td>99.29</td> <td>-----</td> <td>-----</td> <td>90.31</td> <td>35.06</td> <td>10.73</td> <td>36.81</td> <td>0.00</td> <td>338</td> <td>338</td> <td>PEAK</td> </tr> </tbody> </table>	Limit	Read	Ant	Cable	Preamp	Aux	APos	TPos	Freq	Level	Line Margin	Level Factor	Loss Factor	Factor	Factor	Remark	MHz	dBuV/m	dBuV/m	dB	dBuV	dB/m	dB	dB	cm	deg	1	5180.00	99.29	-----	-----	90.31	35.06	10.73	36.81	0.00	338	338	PEAK
Limit	Read	Ant	Cable	Preamp	Aux	APos	TPos																																																																									
Freq	Level	Line Margin	Level Factor	Loss Factor	Factor	Factor	Remark																																																																									
MHz	dBuV/m	dBuV/m	dB	dBuV	dB/m	dB	dB	cm	deg																																																																							
1	5128.80	52.55	74.00	-21.45	43.68	35.01	10.66	36.00	0.00	338	338	PEAK																																																																				
Limit	Read	Ant	Cable	Preamp	Aux	APos	TPos																																																																									
Freq	Level	Line Margin	Level Factor	Loss Factor	Factor	Factor	Remark																																																																									
MHz	dBuV/m	dBuV/m	dB	dBuV	dB/m	dB	dB	cm	deg																																																																							
1	5180.00	99.29	-----	-----	90.31	35.06	10.73	36.81	0.00	338	338	PEAK																																																																				
Avg	<table border="1"> <thead> <tr> <th>Limit</th> <th>Read</th> <th>Ant</th> <th>Cable</th> <th>Preamp</th> <th>Aux</th> <th>APos</th> <th>TPos</th> </tr> <tr> <th>Freq</th> <th>Level</th> <th>Line Margin</th> <th>Level Factor</th> <th>Loss Factor</th> <th>Factor</th> <th>Factor</th> <th>Remark</th> </tr> <tr> <th>MHz</th> <th>dBuV/m</th> <th>dBuV/m</th> <th>dB</th> <th>dBuV</th> <th>dB/m</th> <th>dB</th> <th>dB</th> <th>cm</th> <th>deg</th> </tr> </thead> <tbody> <tr> <td>1</td> <td>5147.70</td> <td>41.00</td> <td>54.00</td> <td>-13.00</td> <td>32.08</td> <td>35.03</td> <td>10.69</td> <td>36.00</td> <td>0.00</td> <td>338</td> <td>338</td> <td>AVERAGE</td> </tr> </tbody> </table>	Limit	Read	Ant	Cable	Preamp	Aux	APos	TPos	Freq	Level	Line Margin	Level Factor	Loss Factor	Factor	Factor	Remark	MHz	dBuV/m	dBuV/m	dB	dBuV	dB/m	dB	dB	cm	deg	1	5147.70	41.00	54.00	-13.00	32.08	35.03	10.69	36.00	0.00	338	338	AVERAGE	<table border="1"> <thead> <tr> <th>Limit</th> <th>Read</th> <th>Ant</th> <th>Cable</th> <th>Preamp</th> <th>Aux</th> <th>APos</th> <th>TPos</th> </tr> <tr> <th>Freq</th> <th>Level</th> <th>Line Margin</th> <th>Level Factor</th> <th>Loss Factor</th> <th>Factor</th> <th>Factor</th> <th>Remark</th> </tr> <tr> <th>MHz</th> <th>dBuV/m</th> <th>dBuV/m</th> <th>dB</th> <th>dBuV</th> <th>dB/m</th> <th>dB</th> <th>dB</th> <th>cm</th> <th>deg</th> </tr> </thead> <tbody> <tr> <td>1</td> <td>5180.00</td> <td>91.61</td> <td>-----</td> <td>-----</td> <td>82.63</td> <td>35.06</td> <td>10.73</td> <td>36.81</td> <td>0.00</td> <td>338</td> <td>338</td> <td>AVERAGE</td> </tr> </tbody> </table>	Limit	Read	Ant	Cable	Preamp	Aux	APos	TPos	Freq	Level	Line Margin	Level Factor	Loss Factor	Factor	Factor	Remark	MHz	dBuV/m	dBuV/m	dB	dBuV	dB/m	dB	dB	cm	deg	1	5180.00	91.61	-----	-----	82.63	35.06	10.73	36.81	0.00	338	338	AVERAGE
Limit	Read	Ant	Cable	Preamp	Aux	APos	TPos																																																																									
Freq	Level	Line Margin	Level Factor	Loss Factor	Factor	Factor	Remark																																																																									
MHz	dBuV/m	dBuV/m	dB	dBuV	dB/m	dB	dB	cm	deg																																																																							
1	5147.70	41.00	54.00	-13.00	32.08	35.03	10.69	36.00	0.00	338	338	AVERAGE																																																																				
Limit	Read	Ant	Cable	Preamp	Aux	APos	TPos																																																																									
Freq	Level	Line Margin	Level Factor	Loss Factor	Factor	Factor	Remark																																																																									
MHz	dBuV/m	dBuV/m	dB	dBuV	dB/m	dB	dB	cm	deg																																																																							
1	5180.00	91.61	-----	-----	82.63	35.06	10.73	36.81	0.00	338	338	AVERAGE																																																																				



Mode	1																																																																	
	Harmonic																																																																	
	U-NII-1_5.15-5.25_802.11a_CH36_5180MHz																																																																	
Pol.	Horizontal	Vertical																																																																
Peak Avg	<table border="1"> <thead> <tr> <th>Limit</th> <th>Read</th> <th>Ant</th> <th>Cable</th> <th>Preamp</th> <th>Aux</th> <th>APos</th> <th>TPos</th> </tr> <tr> <th>Freq Level Line Margin Level Factor Loss Factor Factor</th> <th colspan="7">Remark</th> </tr> <tr> <th>MHz dBuV/m dBuV/m dB dBuV dB/m dB dB dB cm deg</th> <th colspan="7"></th> </tr> </thead> <tbody> <tr> <td>1 10360.00 53.22 68.30 -15.08 62.10 38.32 15.54 62.74 0.00 100 351 Peak</td> <td colspan="7"></td> </tr> </tbody> </table>	Limit	Read	Ant	Cable	Preamp	Aux	APos	TPos	Freq Level Line Margin Level Factor Loss Factor Factor	Remark							MHz dBuV/m dBuV/m dB dBuV dB/m dB dB dB cm deg								1 10360.00 53.22 68.30 -15.08 62.10 38.32 15.54 62.74 0.00 100 351 Peak								<table border="1"> <thead> <tr> <th>Limit</th> <th>Read</th> <th>Ant</th> <th>Cable</th> <th>Preamp</th> <th>Aux</th> <th>APos</th> <th>TPos</th> </tr> <tr> <th>Freq Level Line Margin Level Factor Loss Factor Factor</th> <th colspan="7">Remark</th> </tr> <tr> <th>MHz dBuV/m dBuV/m dB dBuV dB/m dB dB dB cm deg</th> <th colspan="7"></th> </tr> </thead> <tbody> <tr> <td>1 10360.00 55.90 68.30 -12.40 64.78 38.32 15.54 62.74 0.00 100 75 Peak</td> <td colspan="7"></td> </tr> </tbody> </table>	Limit	Read	Ant	Cable	Preamp	Aux	APos	TPos	Freq Level Line Margin Level Factor Loss Factor Factor	Remark							MHz dBuV/m dBuV/m dB dBuV dB/m dB dB dB cm deg								1 10360.00 55.90 68.30 -12.40 64.78 38.32 15.54 62.74 0.00 100 75 Peak							
Limit	Read	Ant	Cable	Preamp	Aux	APos	TPos																																																											
Freq Level Line Margin Level Factor Loss Factor Factor	Remark																																																																	
MHz dBuV/m dBuV/m dB dBuV dB/m dB dB dB cm deg																																																																		
1 10360.00 53.22 68.30 -15.08 62.10 38.32 15.54 62.74 0.00 100 351 Peak																																																																		
Limit	Read	Ant	Cable	Preamp	Aux	APos	TPos																																																											
Freq Level Line Margin Level Factor Loss Factor Factor	Remark																																																																	
MHz dBuV/m dBuV/m dB dBuV dB/m dB dB dB cm deg																																																																		
1 10360.00 55.90 68.30 -12.40 64.78 38.32 15.54 62.74 0.00 100 75 Peak																																																																		



Mode	2																																																																																											
	Harmonic																																																																																											
	U-NII-1_5.15-5.25_802.11a_CH44_5220MHz																																																																																											
Pol.	Horizontal	Vertical																																																																																										
Peak Avg	<table border="1"> <thead> <tr> <th>Limit</th> <th>Read</th> <th>Ant</th> <th>Cable</th> <th>Preamp</th> <th>Aux</th> <th>APos</th> <th>TPos</th> <th>Remark</th> </tr> <tr> <th>Freq</th> <th>Level</th> <th>Line</th> <th>Margin</th> <th>Level</th> <th>Factor</th> <th>Loss</th> <th>Factor</th> <th>Factor</th> </tr> <tr> <th>MHz</th> <th>dBuV/m</th> <th>dBuV/m</th> <th>dB</th> <th>dBuV</th> <th>dB/m</th> <th>dB</th> <th>dB</th> <th>dB</th> </tr> </thead> <tbody> <tr> <td>1 10440.00</td> <td>48.45</td> <td>68.30</td> <td>-19.85</td> <td>57.20</td> <td>38.35</td> <td>15.58</td> <td>62.68</td> <td>0.00</td> </tr> <tr> <td></td> <td></td> <td></td> <td></td> <td></td> <td></td> <td></td> <td></td> <td>300 360 PEAK</td> </tr> </tbody> </table>	Limit	Read	Ant	Cable	Preamp	Aux	APos	TPos	Remark	Freq	Level	Line	Margin	Level	Factor	Loss	Factor	Factor	MHz	dBuV/m	dBuV/m	dB	dBuV	dB/m	dB	dB	dB	1 10440.00	48.45	68.30	-19.85	57.20	38.35	15.58	62.68	0.00									300 360 PEAK	<table border="1"> <thead> <tr> <th>Limit</th> <th>Read</th> <th>Ant</th> <th>Cable</th> <th>Preamp</th> <th>Aux</th> <th>APos</th> <th>TPos</th> <th>Remark</th> </tr> <tr> <th>Freq</th> <th>Level</th> <th>Line</th> <th>Margin</th> <th>Level</th> <th>Factor</th> <th>Loss</th> <th>Factor</th> <th>Factor</th> </tr> <tr> <th>MHz</th> <th>dBuV/m</th> <th>dBuV/m</th> <th>dB</th> <th>dBuV</th> <th>dB/m</th> <th>dB</th> <th>dB</th> <th>dB</th> </tr> </thead> <tbody> <tr> <td>1 10440.00</td> <td>49.72</td> <td>68.30</td> <td>-18.58</td> <td>58.47</td> <td>38.35</td> <td>15.58</td> <td>62.68</td> <td>0.00</td> </tr> <tr> <td></td> <td></td> <td></td> <td></td> <td></td> <td></td> <td></td> <td></td> <td>100 360 PEAK</td> </tr> </tbody> </table>	Limit	Read	Ant	Cable	Preamp	Aux	APos	TPos	Remark	Freq	Level	Line	Margin	Level	Factor	Loss	Factor	Factor	MHz	dBuV/m	dBuV/m	dB	dBuV	dB/m	dB	dB	dB	1 10440.00	49.72	68.30	-18.58	58.47	38.35	15.58	62.68	0.00									100 360 PEAK
Limit	Read	Ant	Cable	Preamp	Aux	APos	TPos	Remark																																																																																				
Freq	Level	Line	Margin	Level	Factor	Loss	Factor	Factor																																																																																				
MHz	dBuV/m	dBuV/m	dB	dBuV	dB/m	dB	dB	dB																																																																																				
1 10440.00	48.45	68.30	-19.85	57.20	38.35	15.58	62.68	0.00																																																																																				
								300 360 PEAK																																																																																				
Limit	Read	Ant	Cable	Preamp	Aux	APos	TPos	Remark																																																																																				
Freq	Level	Line	Margin	Level	Factor	Loss	Factor	Factor																																																																																				
MHz	dBuV/m	dBuV/m	dB	dBuV	dB/m	dB	dB	dB																																																																																				
1 10440.00	49.72	68.30	-18.58	58.47	38.35	15.58	62.68	0.00																																																																																				
								100 360 PEAK																																																																																				



Mode	3																																																																									
	Harmonic																																																																									
	U-NII-1_5.15-5.25_802.11a_CH48_5240MHz																																																																									
Pol.	Horizontal	Vertical																																																																								
Peak Avg	<table border="1"> <thead> <tr> <th>Limit</th> <th>Read</th> <th>Ant</th> <th>Cable</th> <th>Preamp</th> <th>Aux</th> <th>APos</th> <th>TPos</th> </tr> <tr> <th>Freq</th> <th>Level</th> <th>Line Margin</th> <th>Level Factor</th> <th>Loss Factor</th> <th>Factor</th> <th></th> <th>Remark</th> </tr> <tr> <th>MHz</th> <th>dBuV/m</th> <th>dBuV/m</th> <th>dB</th> <th>dBuV</th> <th>dB/m</th> <th>dB</th> <th>dB</th> </tr> </thead> <tbody> <tr> <td>1 10480.00</td> <td>46.26</td> <td>68.30</td> <td>-22.04</td> <td>54.95</td> <td>38.36</td> <td>15.60</td> <td>62.65</td> <td>0.00</td> <td>300</td> <td>360</td> <td>PEAK</td> </tr> </tbody> </table>	Limit	Read	Ant	Cable	Preamp	Aux	APos	TPos	Freq	Level	Line Margin	Level Factor	Loss Factor	Factor		Remark	MHz	dBuV/m	dBuV/m	dB	dBuV	dB/m	dB	dB	1 10480.00	46.26	68.30	-22.04	54.95	38.36	15.60	62.65	0.00	300	360	PEAK	<table border="1"> <thead> <tr> <th>Limit</th> <th>Read</th> <th>Ant</th> <th>Cable</th> <th>Preamp</th> <th>Aux</th> <th>APos</th> <th>TPos</th> </tr> <tr> <th>Freq</th> <th>Level</th> <th>Line Margin</th> <th>Level Factor</th> <th>Loss Factor</th> <th>Factor</th> <th></th> <th>Remark</th> </tr> <tr> <th>MHz</th> <th>dBuV/m</th> <th>dBuV/m</th> <th>dB</th> <th>dBuV</th> <th>dB/m</th> <th>dB</th> <th>dB</th> </tr> </thead> <tbody> <tr> <td>1 10480.00</td> <td>50.00</td> <td>68.30</td> <td>-18.30</td> <td>58.69</td> <td>38.36</td> <td>15.60</td> <td>62.65</td> <td>0.00</td> <td>100</td> <td>360</td> <td>PEAK</td> </tr> </tbody> </table>	Limit	Read	Ant	Cable	Preamp	Aux	APos	TPos	Freq	Level	Line Margin	Level Factor	Loss Factor	Factor		Remark	MHz	dBuV/m	dBuV/m	dB	dBuV	dB/m	dB	dB	1 10480.00	50.00	68.30	-18.30	58.69	38.36	15.60	62.65	0.00	100	360	PEAK
Limit	Read	Ant	Cable	Preamp	Aux	APos	TPos																																																																			
Freq	Level	Line Margin	Level Factor	Loss Factor	Factor		Remark																																																																			
MHz	dBuV/m	dBuV/m	dB	dBuV	dB/m	dB	dB																																																																			
1 10480.00	46.26	68.30	-22.04	54.95	38.36	15.60	62.65	0.00	300	360	PEAK																																																															
Limit	Read	Ant	Cable	Preamp	Aux	APos	TPos																																																																			
Freq	Level	Line Margin	Level Factor	Loss Factor	Factor		Remark																																																																			
MHz	dBuV/m	dBuV/m	dB	dBuV	dB/m	dB	dB																																																																			
1 10480.00	50.00	68.30	-18.30	58.69	38.36	15.60	62.65	0.00	100	360	PEAK																																																															



Mode	4																																																																																																														
	Harmonic																																																																																																														
	U-NII-2A_5.25-5.35_802.11a_CH52_5280MHz																																																																																																														
Pol.	Horizontal	Vertical																																																																																																													
Peak Avg	<table border="1"> <thead> <tr> <th>Limit</th> <th>Read</th> <th>Ant</th> <th>Cable</th> <th>Preamp</th> <th>Aux</th> <th>APos</th> <th>TPos</th> <th>Remark</th> </tr> <tr> <th>Freq</th> <th>Level</th> <th>Line</th> <th>Margin</th> <th>Level</th> <th>Factor</th> <th>Loss</th> <th>Factor</th> <th>Factor</th> </tr> <tr> <th>MHz</th> <th>dBuV/m</th> <th>dBuV/m</th> <th>dB</th> <th>dBuV</th> <th>dB/m</th> <th>dB</th> <th>dB</th> <th>cm</th> <th>deg</th> </tr> </thead> <tbody> <tr> <td>1</td> <td>7044.00</td> <td>60.56</td> <td>68.30</td> <td>-7.74</td> <td>75.03</td> <td>36.51</td> <td>12.49</td> <td>63.47</td> <td>0.00</td> <td>100</td> <td>244</td> <td>Peak</td> </tr> <tr> <td>2</td> <td>10560.00</td> <td>49.82</td> <td>68.30</td> <td>-18.48</td> <td>58.38</td> <td>38.38</td> <td>15.64</td> <td>62.58</td> <td>0.00</td> <td>100</td> <td>360</td> <td>PEAK</td> </tr> </tbody> </table>	Limit	Read	Ant	Cable	Preamp	Aux	APos	TPos	Remark	Freq	Level	Line	Margin	Level	Factor	Loss	Factor	Factor	MHz	dBuV/m	dBuV/m	dB	dBuV	dB/m	dB	dB	cm	deg	1	7044.00	60.56	68.30	-7.74	75.03	36.51	12.49	63.47	0.00	100	244	Peak	2	10560.00	49.82	68.30	-18.48	58.38	38.38	15.64	62.58	0.00	100	360	PEAK	<table border="1"> <thead> <tr> <th>Limit</th> <th>Read</th> <th>Ant</th> <th>Cable</th> <th>Preamp</th> <th>Aux</th> <th>APos</th> <th>TPos</th> <th>Remark</th> </tr> <tr> <th>Freq</th> <th>Level</th> <th>Line</th> <th>Margin</th> <th>Level</th> <th>Factor</th> <th>Loss</th> <th>Factor</th> <th>Factor</th> </tr> <tr> <th>MHz</th> <th>dBuV/m</th> <th>dBuV/m</th> <th>dB</th> <th>dBuV</th> <th>dB/m</th> <th>dB</th> <th>dB</th> <th>dB</th> <th>cm</th> <th>deg</th> </tr> </thead> <tbody> <tr> <td>1</td> <td>7044.00</td> <td>53.97</td> <td>68.30</td> <td>-14.33</td> <td>68.44</td> <td>36.51</td> <td>12.49</td> <td>63.47</td> <td>0.00</td> <td>100</td> <td>156</td> <td>Peak</td> </tr> <tr> <td>2</td> <td>10560.00</td> <td>47.92</td> <td>68.30</td> <td>-20.38</td> <td>56.48</td> <td>38.38</td> <td>15.64</td> <td>62.58</td> <td>0.00</td> <td>100</td> <td>300</td> <td>PEAK</td> </tr> </tbody> </table>	Limit	Read	Ant	Cable	Preamp	Aux	APos	TPos	Remark	Freq	Level	Line	Margin	Level	Factor	Loss	Factor	Factor	MHz	dBuV/m	dBuV/m	dB	dBuV	dB/m	dB	dB	dB	cm	deg	1	7044.00	53.97	68.30	-14.33	68.44	36.51	12.49	63.47	0.00	100	156	Peak	2	10560.00	47.92	68.30	-20.38	56.48	38.38	15.64	62.58	0.00	100	300	PEAK
Limit	Read	Ant	Cable	Preamp	Aux	APos	TPos	Remark																																																																																																							
Freq	Level	Line	Margin	Level	Factor	Loss	Factor	Factor																																																																																																							
MHz	dBuV/m	dBuV/m	dB	dBuV	dB/m	dB	dB	cm	deg																																																																																																						
1	7044.00	60.56	68.30	-7.74	75.03	36.51	12.49	63.47	0.00	100	244	Peak																																																																																																			
2	10560.00	49.82	68.30	-18.48	58.38	38.38	15.64	62.58	0.00	100	360	PEAK																																																																																																			
Limit	Read	Ant	Cable	Preamp	Aux	APos	TPos	Remark																																																																																																							
Freq	Level	Line	Margin	Level	Factor	Loss	Factor	Factor																																																																																																							
MHz	dBuV/m	dBuV/m	dB	dBuV	dB/m	dB	dB	dB	cm	deg																																																																																																					
1	7044.00	53.97	68.30	-14.33	68.44	36.51	12.49	63.47	0.00	100	156	Peak																																																																																																			
2	10560.00	47.92	68.30	-20.38	56.48	38.38	15.64	62.58	0.00	100	300	PEAK																																																																																																			



Mode	5																																																																																																																											
	Harmonic																																																																																																																											
	U-NII-2A_5.25-5.35_802.11a_CH60_5300MHz																																																																																																																											
Pol.	Horizontal	Vertical																																																																																																																										
Peak Avg	<table border="1"> <thead> <tr> <th>Limit</th> <th>Read</th> <th>Ant</th> <th>Cable</th> <th>Preamp</th> <th>Aux</th> <th>APos</th> <th>TPos</th> <th>Remark</th> </tr> <tr> <th>Freq</th> <th>Level</th> <th>Line</th> <th>Margin</th> <th>Level</th> <th>Factor</th> <th>Loss</th> <th>Factor</th> <th>Factor</th> </tr> <tr> <th>MHz</th> <th>dBuV/m</th> <th>dBuV/m</th> <th>dB</th> <th>dBuV</th> <th>dB/m</th> <th>dB</th> <th>dB</th> <th>cm</th> <th>deg</th> </tr> </thead> <tbody> <tr> <td>1</td> <td>7067.00</td> <td>60.24</td> <td>68.30</td> <td>-8.06</td> <td>74.72</td> <td>36.51</td> <td>12.51</td> <td>63.50</td> <td>0.00</td> <td>104</td> <td>240</td> <td>PEAK</td> </tr> <tr> <td>2</td> <td>10600.00</td> <td>49.84</td> <td>74.00</td> <td>-24.16</td> <td>58.33</td> <td>38.40</td> <td>15.66</td> <td>62.55</td> <td>0.00</td> <td>103</td> <td>344</td> <td>PEAK</td> </tr> <tr> <td>3</td> <td>10600.00</td> <td>38.31</td> <td>54.00</td> <td>-15.69</td> <td>46.80</td> <td>38.40</td> <td>15.66</td> <td>62.55</td> <td>0.00</td> <td>103</td> <td>344</td> <td>AVERAGE</td> </tr> </tbody> </table>	Limit	Read	Ant	Cable	Preamp	Aux	APos	TPos	Remark	Freq	Level	Line	Margin	Level	Factor	Loss	Factor	Factor	MHz	dBuV/m	dBuV/m	dB	dBuV	dB/m	dB	dB	cm	deg	1	7067.00	60.24	68.30	-8.06	74.72	36.51	12.51	63.50	0.00	104	240	PEAK	2	10600.00	49.84	74.00	-24.16	58.33	38.40	15.66	62.55	0.00	103	344	PEAK	3	10600.00	38.31	54.00	-15.69	46.80	38.40	15.66	62.55	0.00	103	344	AVERAGE	<table border="1"> <thead> <tr> <th>Limit</th> <th>Over</th> <th>Read</th> <th>Ant</th> <th>Cable</th> <th>Preamp</th> <th>Aux</th> <th>APos</th> <th>TPos</th> <th>Remark</th> </tr> <tr> <th>Freq</th> <th>Level</th> <th>Line</th> <th>Limit</th> <th>Level</th> <th>Factor</th> <th>Loss</th> <th>Factor</th> <th>Factor</th> </tr> <tr> <th>MHz</th> <th>dBuV/m</th> <th>dBuV/m</th> <th>dB</th> <th>dBuV</th> <th>dB/m</th> <th>dB</th> <th>dB</th> <th>cm</th> <th>deg</th> </tr> </thead> <tbody> <tr> <td>1</td> <td>7067.00</td> <td>60.01</td> <td>68.30</td> <td>-8.29</td> <td>74.49</td> <td>36.51</td> <td>12.51</td> <td>63.50</td> <td>0.00</td> <td>104</td> <td>243</td> <td>PEAK</td> </tr> <tr> <td>2</td> <td>10600.00</td> <td>48.72</td> <td>74.00</td> <td>-25.28</td> <td>57.21</td> <td>38.40</td> <td>15.66</td> <td>62.55</td> <td>0.00</td> <td>101</td> <td>342</td> <td>PEAK</td> </tr> </tbody> </table>	Limit	Over	Read	Ant	Cable	Preamp	Aux	APos	TPos	Remark	Freq	Level	Line	Limit	Level	Factor	Loss	Factor	Factor	MHz	dBuV/m	dBuV/m	dB	dBuV	dB/m	dB	dB	cm	deg	1	7067.00	60.01	68.30	-8.29	74.49	36.51	12.51	63.50	0.00	104	243	PEAK	2	10600.00	48.72	74.00	-25.28	57.21	38.40	15.66	62.55	0.00	101	342	PEAK
Limit	Read	Ant	Cable	Preamp	Aux	APos	TPos	Remark																																																																																																																				
Freq	Level	Line	Margin	Level	Factor	Loss	Factor	Factor																																																																																																																				
MHz	dBuV/m	dBuV/m	dB	dBuV	dB/m	dB	dB	cm	deg																																																																																																																			
1	7067.00	60.24	68.30	-8.06	74.72	36.51	12.51	63.50	0.00	104	240	PEAK																																																																																																																
2	10600.00	49.84	74.00	-24.16	58.33	38.40	15.66	62.55	0.00	103	344	PEAK																																																																																																																
3	10600.00	38.31	54.00	-15.69	46.80	38.40	15.66	62.55	0.00	103	344	AVERAGE																																																																																																																
Limit	Over	Read	Ant	Cable	Preamp	Aux	APos	TPos	Remark																																																																																																																			
Freq	Level	Line	Limit	Level	Factor	Loss	Factor	Factor																																																																																																																				
MHz	dBuV/m	dBuV/m	dB	dBuV	dB/m	dB	dB	cm	deg																																																																																																																			
1	7067.00	60.01	68.30	-8.29	74.49	36.51	12.51	63.50	0.00	104	243	PEAK																																																																																																																
2	10600.00	48.72	74.00	-25.28	57.21	38.40	15.66	62.55	0.00	101	342	PEAK																																																																																																																



Mode	6																																																																																			
	Band Edge																																																																																			
	U-NII-2A_5.25-5.35_802.11a_CH64_5320MHz																																																																																			
Pol.	Horizontal	Fundamental																																																																																		
Peak	<table border="1"> <thead> <tr> <th>Limit</th> <th>Read</th> <th>Ant</th> <th>Cable</th> <th>Preamp</th> <th>Aux</th> <th>APos</th> <th>TPos</th> <th>Remark</th> </tr> <tr> <th>Freq</th> <th>Level</th> <th>Line Margin</th> <th>Level Factor</th> <th>Loss Factor</th> <th>Factor</th> <th>Factor</th> <th>Factor</th> <th></th> </tr> <tr> <th>MHz</th> <th>dBuV/m</th> <th>dBuV/m</th> <th>dB</th> <th>dBuV</th> <th>dB/m</th> <th>dB</th> <th>dB</th> <th>cm</th> <th>deg</th> </tr> </thead> <tbody> <tr> <td>1</td> <td>5364.38</td> <td>54.40</td> <td>74.00</td> <td>-19.60</td> <td>44.96</td> <td>35.24</td> <td>11.01</td> <td>36.81</td> <td>0.00</td> <td>101</td> <td>242</td> <td>PEAK</td> </tr> </tbody> </table>	Limit	Read	Ant	Cable	Preamp	Aux	APos	TPos	Remark	Freq	Level	Line Margin	Level Factor	Loss Factor	Factor	Factor	Factor		MHz	dBuV/m	dBuV/m	dB	dBuV	dB/m	dB	dB	cm	deg	1	5364.38	54.40	74.00	-19.60	44.96	35.24	11.01	36.81	0.00	101	242	PEAK	<table border="1"> <thead> <tr> <th>Limit</th> <th>Read</th> <th>Ant</th> <th>Cable</th> <th>Preamp</th> <th>Aux</th> <th>APos</th> <th>TPos</th> <th>Remark</th> </tr> <tr> <th>Freq</th> <th>Level</th> <th>Line Margin</th> <th>Level Factor</th> <th>Loss Factor</th> <th>Factor</th> <th>Factor</th> <th>Factor</th> <th></th> </tr> <tr> <th>MHz</th> <th>dBuV/m</th> <th>dBuV/m</th> <th>dB</th> <th>dBuV</th> <th>dB/m</th> <th>dB</th> <th>dB</th> <th>cm</th> <th>deg</th> </tr> </thead> <tbody> <tr> <td>1</td> <td>5320.00</td> <td>109.32</td> <td>-----</td> <td>-----</td> <td>99.98</td> <td>35.20</td> <td>10.95</td> <td>36.81</td> <td>0.00</td> <td>101</td> <td>242</td> <td>PEAK</td> </tr> </tbody> </table>	Limit	Read	Ant	Cable	Preamp	Aux	APos	TPos	Remark	Freq	Level	Line Margin	Level Factor	Loss Factor	Factor	Factor	Factor		MHz	dBuV/m	dBuV/m	dB	dBuV	dB/m	dB	dB	cm	deg	1	5320.00	109.32	-----	-----	99.98	35.20	10.95	36.81	0.00	101	242	PEAK
Limit	Read	Ant	Cable	Preamp	Aux	APos	TPos	Remark																																																																												
Freq	Level	Line Margin	Level Factor	Loss Factor	Factor	Factor	Factor																																																																													
MHz	dBuV/m	dBuV/m	dB	dBuV	dB/m	dB	dB	cm	deg																																																																											
1	5364.38	54.40	74.00	-19.60	44.96	35.24	11.01	36.81	0.00	101	242	PEAK																																																																								
Limit	Read	Ant	Cable	Preamp	Aux	APos	TPos	Remark																																																																												
Freq	Level	Line Margin	Level Factor	Loss Factor	Factor	Factor	Factor																																																																													
MHz	dBuV/m	dBuV/m	dB	dBuV	dB/m	dB	dB	cm	deg																																																																											
1	5320.00	109.32	-----	-----	99.98	35.20	10.95	36.81	0.00	101	242	PEAK																																																																								
Avg	<table border="1"> <thead> <tr> <th>Limit</th> <th>Read</th> <th>Ant</th> <th>Cable</th> <th>Preamp</th> <th>Aux</th> <th>APos</th> <th>TPos</th> <th>Remark</th> </tr> <tr> <th>Freq</th> <th>Level</th> <th>Line Margin</th> <th>Level Factor</th> <th>Loss Factor</th> <th>Factor</th> <th>Factor</th> <th>Factor</th> <th></th> </tr> <tr> <th>MHz</th> <th>dBuV/m</th> <th>dBuV/m</th> <th>dB</th> <th>dBuV</th> <th>dB/m</th> <th>dB</th> <th>dB</th> <th>cm</th> <th>deg</th> </tr> </thead> <tbody> <tr> <td>1</td> <td>5350.24</td> <td>45.18</td> <td>54.00</td> <td>-8.82</td> <td>35.77</td> <td>35.23</td> <td>10.99</td> <td>36.81</td> <td>0.00</td> <td>101</td> <td>242</td> <td>AVERAGE</td> </tr> </tbody> </table>	Limit	Read	Ant	Cable	Preamp	Aux	APos	TPos	Remark	Freq	Level	Line Margin	Level Factor	Loss Factor	Factor	Factor	Factor		MHz	dBuV/m	dBuV/m	dB	dBuV	dB/m	dB	dB	cm	deg	1	5350.24	45.18	54.00	-8.82	35.77	35.23	10.99	36.81	0.00	101	242	AVERAGE	<table border="1"> <thead> <tr> <th>Limit</th> <th>Read</th> <th>Ant</th> <th>Cable</th> <th>Preamp</th> <th>Aux</th> <th>APos</th> <th>TPos</th> <th>Remark</th> </tr> <tr> <th>Freq</th> <th>Level</th> <th>Line Margin</th> <th>Level Factor</th> <th>Loss Factor</th> <th>Factor</th> <th>Factor</th> <th>Factor</th> <th></th> </tr> <tr> <th>MHz</th> <th>dBuV/m</th> <th>dBuV/m</th> <th>dB</th> <th>dBuV</th> <th>dB/m</th> <th>dB</th> <th>dB</th> <th>cm</th> <th>deg</th> </tr> </thead> <tbody> <tr> <td>1</td> <td>5320.00</td> <td>101.00</td> <td>-----</td> <td>-----</td> <td>91.67</td> <td>35.20</td> <td>10.94</td> <td>36.81</td> <td>0.00</td> <td>101</td> <td>242</td> <td>AVERAGE</td> </tr> </tbody> </table>	Limit	Read	Ant	Cable	Preamp	Aux	APos	TPos	Remark	Freq	Level	Line Margin	Level Factor	Loss Factor	Factor	Factor	Factor		MHz	dBuV/m	dBuV/m	dB	dBuV	dB/m	dB	dB	cm	deg	1	5320.00	101.00	-----	-----	91.67	35.20	10.94	36.81	0.00	101	242	AVERAGE
Limit	Read	Ant	Cable	Preamp	Aux	APos	TPos	Remark																																																																												
Freq	Level	Line Margin	Level Factor	Loss Factor	Factor	Factor	Factor																																																																													
MHz	dBuV/m	dBuV/m	dB	dBuV	dB/m	dB	dB	cm	deg																																																																											
1	5350.24	45.18	54.00	-8.82	35.77	35.23	10.99	36.81	0.00	101	242	AVERAGE																																																																								
Limit	Read	Ant	Cable	Preamp	Aux	APos	TPos	Remark																																																																												
Freq	Level	Line Margin	Level Factor	Loss Factor	Factor	Factor	Factor																																																																													
MHz	dBuV/m	dBuV/m	dB	dBuV	dB/m	dB	dB	cm	deg																																																																											
1	5320.00	101.00	-----	-----	91.67	35.20	10.94	36.81	0.00	101	242	AVERAGE																																																																								



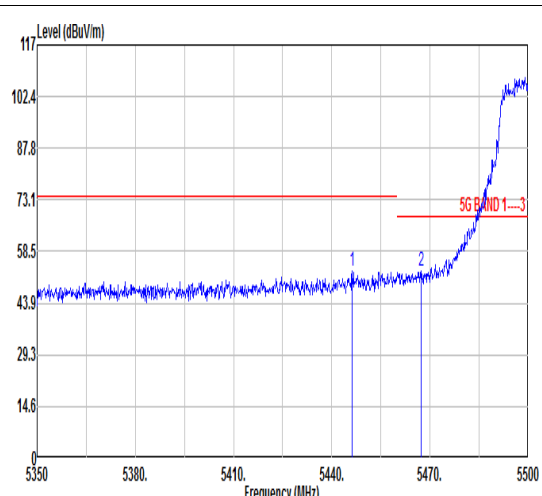
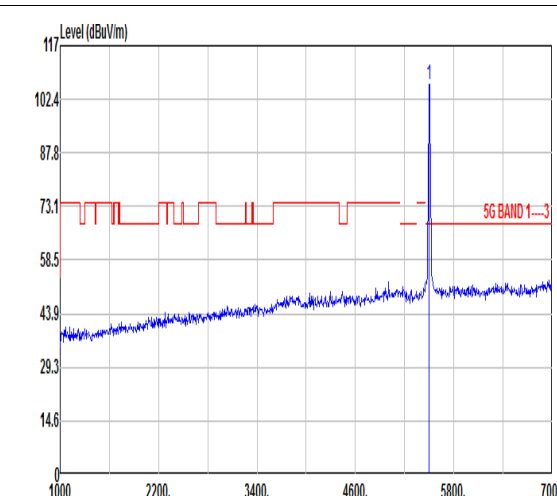
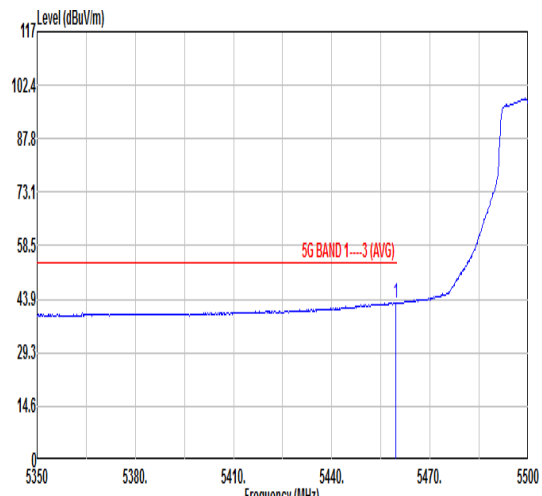
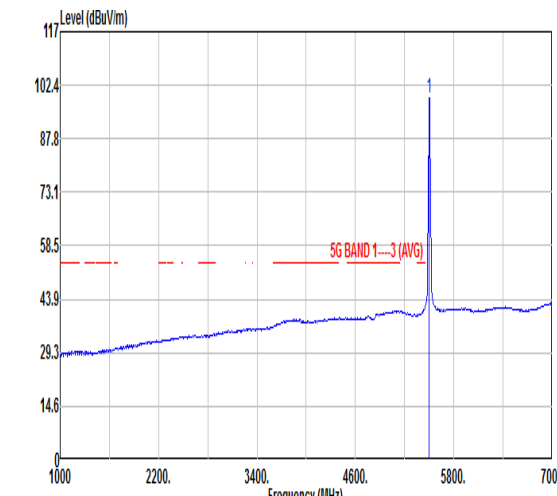


Mode	6																																																																																															
	Band Edge																																																																																															
	U-NII-2A_5.25-5.35_802.11a_CH64_5320MHz																																																																																															
Pol.	Vertical	Fundamental																																																																																														
Peak	<table border="1"> <thead> <tr> <th>Limit</th> <th>Read</th> <th>Ant</th> <th>Cable</th> <th>Preamp</th> <th>Aux</th> <th>APos</th> <th>TPos</th> </tr> <tr> <th>Freq</th> <th>Level</th> <th>Line</th> <th>Margin</th> <th>Level</th> <th>Factor</th> <th>Loss</th> <th>Factor</th> <th>Factor</th> <th>Factor</th> <th>cm</th> <th>deg</th> <th>Remark</th> </tr> <tr> <th>MHz</th> <th>dBuV/m</th> <th>dBuV/m</th> <th>dB</th> <th>dBuV</th> <th>dB/m</th> <th>dB</th> <th>dB</th> <th>dB</th> <th>dB</th> <th>cm</th> <th>deg</th> <th></th> </tr> </thead> <tbody> <tr> <td>1</td> <td>5397.84</td> <td>52.51</td> <td>74.00</td> <td>-21.49</td> <td>42.99</td> <td>35.27</td> <td>11.06</td> <td>36.81</td> <td>0.00</td> <td>365</td> <td>0</td> <td>PEAK</td> </tr> </tbody> </table>	Limit	Read	Ant	Cable	Preamp	Aux	APos	TPos	Freq	Level	Line	Margin	Level	Factor	Loss	Factor	Factor	Factor	cm	deg	Remark	MHz	dBuV/m	dBuV/m	dB	dBuV	dB/m	dB	dB	dB	dB	cm	deg		1	5397.84	52.51	74.00	-21.49	42.99	35.27	11.06	36.81	0.00	365	0	PEAK	<table border="1"> <thead> <tr> <th>Limit</th> <th>Read</th> <th>Ant</th> <th>Cable</th> <th>Preamp</th> <th>Aux</th> <th>APos</th> <th>TPos</th> </tr> <tr> <th>Freq</th> <th>Level</th> <th>Line</th> <th>Margin</th> <th>Level</th> <th>Factor</th> <th>Loss</th> <th>Factor</th> <th>Factor</th> <th>Factor</th> <th>cm</th> <th>deg</th> <th>Remark</th> </tr> <tr> <th>MHz</th> <th>dBuV/m</th> <th>dBuV/m</th> <th>dB</th> <th>dBuV</th> <th>dB/m</th> <th>dB</th> <th>dB</th> <th>dB</th> <th>dB</th> <th>cm</th> <th>deg</th> <th></th> </tr> </thead> <tbody> <tr> <td>1</td> <td>5320.00</td> <td>103.41</td> <td>-----</td> <td>-----</td> <td>94.08</td> <td>35.20</td> <td>10.94</td> <td>36.81</td> <td>0.00</td> <td>365</td> <td>0</td> <td>PEAK</td> </tr> </tbody> </table>	Limit	Read	Ant	Cable	Preamp	Aux	APos	TPos	Freq	Level	Line	Margin	Level	Factor	Loss	Factor	Factor	Factor	cm	deg	Remark	MHz	dBuV/m	dBuV/m	dB	dBuV	dB/m	dB	dB	dB	dB	cm	deg		1	5320.00	103.41	-----	-----	94.08	35.20	10.94	36.81	0.00	365	0	PEAK
Limit	Read	Ant	Cable	Preamp	Aux	APos	TPos																																																																																									
Freq	Level	Line	Margin	Level	Factor	Loss	Factor	Factor	Factor	cm	deg	Remark																																																																																				
MHz	dBuV/m	dBuV/m	dB	dBuV	dB/m	dB	dB	dB	dB	cm	deg																																																																																					
1	5397.84	52.51	74.00	-21.49	42.99	35.27	11.06	36.81	0.00	365	0	PEAK																																																																																				
Limit	Read	Ant	Cable	Preamp	Aux	APos	TPos																																																																																									
Freq	Level	Line	Margin	Level	Factor	Loss	Factor	Factor	Factor	cm	deg	Remark																																																																																				
MHz	dBuV/m	dBuV/m	dB	dBuV	dB/m	dB	dB	dB	dB	cm	deg																																																																																					
1	5320.00	103.41	-----	-----	94.08	35.20	10.94	36.81	0.00	365	0	PEAK																																																																																				
Avg	<table border="1"> <thead> <tr> <th>Limit</th> <th>Read</th> <th>Ant</th> <th>Cable</th> <th>Preamp</th> <th>Aux</th> <th>APos</th> <th>TPos</th> </tr> <tr> <th>Freq</th> <th>Level</th> <th>Line</th> <th>Margin</th> <th>Level</th> <th>Factor</th> <th>Loss</th> <th>Factor</th> <th>Factor</th> <th>Factor</th> <th>cm</th> <th>deg</th> <th>Remark</th> </tr> <tr> <th>MHz</th> <th>dBuV/m</th> <th>dBuV/m</th> <th>dB</th> <th>dBuV</th> <th>dB/m</th> <th>dB</th> <th>dB</th> <th>dB</th> <th>dB</th> <th>cm</th> <th>deg</th> <th></th> </tr> </thead> <tbody> <tr> <td>1</td> <td>5350.24</td> <td>41.11</td> <td>54.00</td> <td>-12.89</td> <td>31.70</td> <td>35.23</td> <td>10.99</td> <td>36.81</td> <td>0.00</td> <td>365</td> <td>0</td> <td>AVERAGE</td> </tr> </tbody> </table>	Limit	Read	Ant	Cable	Preamp	Aux	APos	TPos	Freq	Level	Line	Margin	Level	Factor	Loss	Factor	Factor	Factor	cm	deg	Remark	MHz	dBuV/m	dBuV/m	dB	dBuV	dB/m	dB	dB	dB	dB	cm	deg		1	5350.24	41.11	54.00	-12.89	31.70	35.23	10.99	36.81	0.00	365	0	AVERAGE	<table border="1"> <thead> <tr> <th>Limit</th> <th>Read</th> <th>Ant</th> <th>Cable</th> <th>Preamp</th> <th>Aux</th> <th>APos</th> <th>TPos</th> </tr> <tr> <th>Freq</th> <th>Level</th> <th>Line</th> <th>Margin</th> <th>Level</th> <th>Factor</th> <th>Loss</th> <th>Factor</th> <th>Factor</th> <th>Factor</th> <th>cm</th> <th>deg</th> <th>Remark</th> </tr> <tr> <th>MHz</th> <th>dBuV/m</th> <th>dBuV/m</th> <th>dB</th> <th>dBuV</th> <th>dB/m</th> <th>dB</th> <th>dB</th> <th>dB</th> <th>dB</th> <th>cm</th> <th>deg</th> <th></th> </tr> </thead> <tbody> <tr> <td>1</td> <td>5320.00</td> <td>96.10</td> <td>-----</td> <td>-----</td> <td>86.76</td> <td>35.20</td> <td>10.95</td> <td>36.81</td> <td>0.00</td> <td>365</td> <td>0</td> <td>AVERAGE</td> </tr> </tbody> </table>	Limit	Read	Ant	Cable	Preamp	Aux	APos	TPos	Freq	Level	Line	Margin	Level	Factor	Loss	Factor	Factor	Factor	cm	deg	Remark	MHz	dBuV/m	dBuV/m	dB	dBuV	dB/m	dB	dB	dB	dB	cm	deg		1	5320.00	96.10	-----	-----	86.76	35.20	10.95	36.81	0.00	365	0	AVERAGE
Limit	Read	Ant	Cable	Preamp	Aux	APos	TPos																																																																																									
Freq	Level	Line	Margin	Level	Factor	Loss	Factor	Factor	Factor	cm	deg	Remark																																																																																				
MHz	dBuV/m	dBuV/m	dB	dBuV	dB/m	dB	dB	dB	dB	cm	deg																																																																																					
1	5350.24	41.11	54.00	-12.89	31.70	35.23	10.99	36.81	0.00	365	0	AVERAGE																																																																																				
Limit	Read	Ant	Cable	Preamp	Aux	APos	TPos																																																																																									
Freq	Level	Line	Margin	Level	Factor	Loss	Factor	Factor	Factor	cm	deg	Remark																																																																																				
MHz	dBuV/m	dBuV/m	dB	dBuV	dB/m	dB	dB	dB	dB	cm	deg																																																																																					
1	5320.00	96.10	-----	-----	86.76	35.20	10.95	36.81	0.00	365	0	AVERAGE																																																																																				



Mode	6																																																																																																																																					
	Harmonic																																																																																																																																					
	U-NII-2A_5.25-5.35_802.11a_CH64_5320MHz																																																																																																																																					
Pol.	Horizontal	Vertical																																																																																																																																				
Peak Avg	<table border="1"> <thead> <tr> <th>Limit</th> <th>Read</th> <th>Ant</th> <th>Cable</th> <th>Preamp</th> <th>Aux</th> <th>APos</th> <th>TPos</th> <th>Remark</th> </tr> <tr> <th>Freq</th> <th>Level</th> <th>Line</th> <th>Margin</th> <th>Level</th> <th>Factor</th> <th>Loss</th> <th>Factor</th> <th>Factor</th> </tr> <tr> <th>MHz</th> <th>dBuV/m</th> <th>dBuV/m</th> <th>dB</th> <th>dBuV</th> <th>dB/m</th> <th>dB</th> <th>dB</th> <th>cm</th> </tr> </thead> <tbody> <tr> <td>1</td> <td>7099.00</td> <td>58.75</td> <td>68.30</td> <td>-9.55</td> <td>73.22</td> <td>36.52</td> <td>12.55</td> <td>63.54</td> <td>0.00</td> <td>100</td> <td>253</td> <td>Peak</td> </tr> <tr> <td>2</td> <td>10640.00</td> <td>49.82</td> <td>74.00</td> <td>-24.18</td> <td>58.25</td> <td>38.41</td> <td>15.68</td> <td>62.52</td> <td>0.00</td> <td>106</td> <td>351</td> <td>PEAK</td> </tr> <tr> <td>3</td> <td>10640.00</td> <td>38.10</td> <td>54.00</td> <td>-15.90</td> <td>46.53</td> <td>38.41</td> <td>15.68</td> <td>62.52</td> <td>0.00</td> <td>106</td> <td>351</td> <td>AVERAGE</td> </tr> </tbody> </table>	Limit	Read	Ant	Cable	Preamp	Aux	APos	TPos	Remark	Freq	Level	Line	Margin	Level	Factor	Loss	Factor	Factor	MHz	dBuV/m	dBuV/m	dB	dBuV	dB/m	dB	dB	cm	1	7099.00	58.75	68.30	-9.55	73.22	36.52	12.55	63.54	0.00	100	253	Peak	2	10640.00	49.82	74.00	-24.18	58.25	38.41	15.68	62.52	0.00	106	351	PEAK	3	10640.00	38.10	54.00	-15.90	46.53	38.41	15.68	62.52	0.00	106	351	AVERAGE	<table border="1"> <thead> <tr> <th>Limit</th> <th>Read</th> <th>Ant</th> <th>Cable</th> <th>Preamp</th> <th>Aux</th> <th>APos</th> <th>TPos</th> <th>Remark</th> </tr> <tr> <th>Freq</th> <th>Level</th> <th>Line</th> <th>Margin</th> <th>Level</th> <th>Factor</th> <th>Loss</th> <th>Factor</th> <th>Factor</th> </tr> <tr> <th>MHz</th> <th>dBuV/m</th> <th>dBuV/m</th> <th>dB</th> <th>dBuV</th> <th>dB/m</th> <th>dB</th> <th>dB</th> <th>cm</th> </tr> </thead> <tbody> <tr> <td>1</td> <td>7099.00</td> <td>51.65</td> <td>68.30</td> <td>-16.65</td> <td>66.12</td> <td>36.52</td> <td>12.55</td> <td>63.54</td> <td>0.00</td> <td>100</td> <td>161</td> <td>Peak</td> </tr> <tr> <td>2</td> <td>10640.00</td> <td>51.64</td> <td>74.00</td> <td>-22.36</td> <td>60.07</td> <td>38.41</td> <td>15.68</td> <td>62.52</td> <td>0.00</td> <td>109</td> <td>81</td> <td>PEAK</td> </tr> <tr> <td>3</td> <td>10640.00</td> <td>40.94</td> <td>54.00</td> <td>-13.06</td> <td>49.37</td> <td>38.41</td> <td>15.68</td> <td>62.52</td> <td>0.00</td> <td>109</td> <td>81</td> <td>AVERAGE</td> </tr> </tbody> </table>	Limit	Read	Ant	Cable	Preamp	Aux	APos	TPos	Remark	Freq	Level	Line	Margin	Level	Factor	Loss	Factor	Factor	MHz	dBuV/m	dBuV/m	dB	dBuV	dB/m	dB	dB	cm	1	7099.00	51.65	68.30	-16.65	66.12	36.52	12.55	63.54	0.00	100	161	Peak	2	10640.00	51.64	74.00	-22.36	60.07	38.41	15.68	62.52	0.00	109	81	PEAK	3	10640.00	40.94	54.00	-13.06	49.37	38.41	15.68	62.52	0.00	109	81	AVERAGE
Limit	Read	Ant	Cable	Preamp	Aux	APos	TPos	Remark																																																																																																																														
Freq	Level	Line	Margin	Level	Factor	Loss	Factor	Factor																																																																																																																														
MHz	dBuV/m	dBuV/m	dB	dBuV	dB/m	dB	dB	cm																																																																																																																														
1	7099.00	58.75	68.30	-9.55	73.22	36.52	12.55	63.54	0.00	100	253	Peak																																																																																																																										
2	10640.00	49.82	74.00	-24.18	58.25	38.41	15.68	62.52	0.00	106	351	PEAK																																																																																																																										
3	10640.00	38.10	54.00	-15.90	46.53	38.41	15.68	62.52	0.00	106	351	AVERAGE																																																																																																																										
Limit	Read	Ant	Cable	Preamp	Aux	APos	TPos	Remark																																																																																																																														
Freq	Level	Line	Margin	Level	Factor	Loss	Factor	Factor																																																																																																																														
MHz	dBuV/m	dBuV/m	dB	dBuV	dB/m	dB	dB	cm																																																																																																																														
1	7099.00	51.65	68.30	-16.65	66.12	36.52	12.55	63.54	0.00	100	161	Peak																																																																																																																										
2	10640.00	51.64	74.00	-22.36	60.07	38.41	15.68	62.52	0.00	109	81	PEAK																																																																																																																										
3	10640.00	40.94	54.00	-13.06	49.37	38.41	15.68	62.52	0.00	109	81	AVERAGE																																																																																																																										



Mode		7																																																																																															
		Band Edge																																																																																															
		U-NII-2C_5.47-5.725_802.11a_CH100_5500MHz																																																																																															
Pol.	Horizontal	Fundamental																																																																																															
Peak	 <table border="1"> <thead> <tr> <th>Limit</th> <th>Read</th> <th>Ant</th> <th>Cable</th> <th>Preamp</th> <th>Aux</th> <th>APos</th> <th>TPos</th> <th>Remark</th> </tr> <tr> <th>Freq</th> <th>Level</th> <th>Line Margin</th> <th>Level Factor</th> <th>Loss Factor</th> <th>Factor</th> <th>Factor</th> <th>Factor</th> <th></th> </tr> <tr> <th>MHz</th> <th>dBuV/m</th> <th>dBuV/m</th> <th>dB</th> <th>dBuV</th> <th>dB/m</th> <th>dB</th> <th>dB</th> <th>cm</th> <th>deg</th> </tr> </thead> <tbody> <tr> <td>1</td> <td>5446.15</td> <td>53.00</td> <td>74.00</td> <td>-21.00</td> <td>43.42</td> <td>35.31</td> <td>11.00</td> <td>36.81</td> <td>0.00</td> <td>100</td> <td>355</td> <td>PEAK</td> </tr> <tr> <td>2</td> <td>5467.30</td> <td>53.14</td> <td>68.30</td> <td>-15.16</td> <td>43.55</td> <td>35.32</td> <td>11.00</td> <td>36.82</td> <td>0.00</td> <td>100</td> <td>355</td> <td>PEAK</td> </tr> </tbody> </table>	Limit	Read	Ant	Cable	Preamp	Aux	APos	TPos	Remark	Freq	Level	Line Margin	Level Factor	Loss Factor	Factor	Factor	Factor		MHz	dBuV/m	dBuV/m	dB	dBuV	dB/m	dB	dB	cm	deg	1	5446.15	53.00	74.00	-21.00	43.42	35.31	11.00	36.81	0.00	100	355	PEAK	2	5467.30	53.14	68.30	-15.16	43.55	35.32	11.00	36.82	0.00	100	355	PEAK	 <table border="1"> <thead> <tr> <th>Limit</th> <th>Read</th> <th>Ant</th> <th>Cable</th> <th>Preamp</th> <th>Aux</th> <th>APos</th> <th>TPos</th> <th>Remark</th> </tr> <tr> <th>Freq</th> <th>Level</th> <th>Line Margin</th> <th>Level Factor</th> <th>Loss Factor</th> <th>Factor</th> <th>Factor</th> <th>Factor</th> <th></th> </tr> <tr> <th>MHz</th> <th>dBuV/m</th> <th>dBuV/m</th> <th>dB</th> <th>dBuV</th> <th>dB/m</th> <th>dB</th> <th>dB</th> <th>cm</th> <th>deg</th> </tr> </thead> <tbody> <tr> <td>1</td> <td>5500.00</td> <td>106.41</td> <td>-----</td> <td>-----</td> <td>96.77</td> <td>35.36</td> <td>11.10</td> <td>36.82</td> <td>0.00</td> <td>100</td> <td>355</td> <td>PEAK</td> </tr> </tbody> </table>	Limit	Read	Ant	Cable	Preamp	Aux	APos	TPos	Remark	Freq	Level	Line Margin	Level Factor	Loss Factor	Factor	Factor	Factor		MHz	dBuV/m	dBuV/m	dB	dBuV	dB/m	dB	dB	cm	deg	1	5500.00	106.41	-----	-----	96.77	35.36	11.10	36.82	0.00	100	355	PEAK
	Limit	Read	Ant	Cable	Preamp	Aux	APos	TPos	Remark																																																																																								
Freq	Level	Line Margin	Level Factor	Loss Factor	Factor	Factor	Factor																																																																																										
MHz	dBuV/m	dBuV/m	dB	dBuV	dB/m	dB	dB	cm	deg																																																																																								
1	5446.15	53.00	74.00	-21.00	43.42	35.31	11.00	36.81	0.00	100	355	PEAK																																																																																					
2	5467.30	53.14	68.30	-15.16	43.55	35.32	11.00	36.82	0.00	100	355	PEAK																																																																																					
Limit	Read	Ant	Cable	Preamp	Aux	APos	TPos	Remark																																																																																									
Freq	Level	Line Margin	Level Factor	Loss Factor	Factor	Factor	Factor																																																																																										
MHz	dBuV/m	dBuV/m	dB	dBuV	dB/m	dB	dB	cm	deg																																																																																								
1	5500.00	106.41	-----	-----	96.77	35.36	11.10	36.82	0.00	100	355	PEAK																																																																																					
Avg	 <table border="1"> <thead> <tr> <th>Limit</th> <th>Read</th> <th>Ant</th> <th>Cable</th> <th>Preamp</th> <th>Aux</th> <th>APos</th> <th>TPos</th> <th>Remark</th> </tr> <tr> <th>Freq</th> <th>Level</th> <th>Line Margin</th> <th>Level Factor</th> <th>Loss Factor</th> <th>Factor</th> <th>Factor</th> <th>Factor</th> <th></th> </tr> <tr> <th>MHz</th> <th>dBuV/m</th> <th>dBuV/m</th> <th>dB</th> <th>dBuV</th> <th>dB/m</th> <th>dB</th> <th>dB</th> <th>cm</th> <th>deg</th> </tr> </thead> <tbody> <tr> <td>1</td> <td>5459.50</td> <td>43.01</td> <td>54.00</td> <td>-10.99</td> <td>33.43</td> <td>35.32</td> <td>11.00</td> <td>36.82</td> <td>0.00</td> <td>100</td> <td>355</td> <td>AVERAGE</td> </tr> </tbody> </table>	Limit	Read	Ant	Cable	Preamp	Aux	APos	TPos	Remark	Freq	Level	Line Margin	Level Factor	Loss Factor	Factor	Factor	Factor		MHz	dBuV/m	dBuV/m	dB	dBuV	dB/m	dB	dB	cm	deg	1	5459.50	43.01	54.00	-10.99	33.43	35.32	11.00	36.82	0.00	100	355	AVERAGE	 <table border="1"> <thead> <tr> <th>Limit</th> <th>Read</th> <th>Ant</th> <th>Cable</th> <th>Preamp</th> <th>Aux</th> <th>APos</th> <th>TPos</th> <th>Remark</th> </tr> <tr> <th>Freq</th> <th>Level</th> <th>Line Margin</th> <th>Level Factor</th> <th>Loss Factor</th> <th>Factor</th> <th>Factor</th> <th>Factor</th> <th></th> </tr> <tr> <th>MHz</th> <th>dBuV/m</th> <th>dBuV/m</th> <th>dB</th> <th>dBuV</th> <th>dB/m</th> <th>dB</th> <th>dB</th> <th>cm</th> <th>deg</th> </tr> </thead> <tbody> <tr> <td>1</td> <td>5500.00</td> <td>98.81</td> <td>-----</td> <td>-----</td> <td>89.18</td> <td>35.35</td> <td>11.10</td> <td>36.82</td> <td>0.00</td> <td>100</td> <td>355</td> <td>AVERAGE</td> </tr> </tbody> </table>	Limit	Read	Ant	Cable	Preamp	Aux	APos	TPos	Remark	Freq	Level	Line Margin	Level Factor	Loss Factor	Factor	Factor	Factor		MHz	dBuV/m	dBuV/m	dB	dBuV	dB/m	dB	dB	cm	deg	1	5500.00	98.81	-----	-----	89.18	35.35	11.10	36.82	0.00	100	355	AVERAGE													
	Limit	Read	Ant	Cable	Preamp	Aux	APos	TPos	Remark																																																																																								
Freq	Level	Line Margin	Level Factor	Loss Factor	Factor	Factor	Factor																																																																																										
MHz	dBuV/m	dBuV/m	dB	dBuV	dB/m	dB	dB	cm	deg																																																																																								
1	5459.50	43.01	54.00	-10.99	33.43	35.32	11.00	36.82	0.00	100	355	AVERAGE																																																																																					
Limit	Read	Ant	Cable	Preamp	Aux	APos	TPos	Remark																																																																																									
Freq	Level	Line Margin	Level Factor	Loss Factor	Factor	Factor	Factor																																																																																										
MHz	dBuV/m	dBuV/m	dB	dBuV	dB/m	dB	dB	cm	deg																																																																																								
1	5500.00	98.81	-----	-----	89.18	35.35	11.10	36.82	0.00	100	355	AVERAGE																																																																																					



		7																																																																																															
Mode	Band Edge																																																																																																
	U-NII-2C_5.47-5.725_802.11a_CH100_5500MHz																																																																																																
Pol.	Vertical	Fundamental																																																																																															
Peak	<p>Level (dBuV/m) vs Frequency (MHz) for Vertical polarization. The plot shows a blue signal line with a red limit line labeled '5G BAND 1-3'. Two peaks are marked with '1' and '2' at approximately 5464.45 MHz and 5459.20 MHz respectively. The signal level rises sharply after 5470 MHz.</p> <table border="1"> <thead> <tr> <th>Limit</th> <th>Read</th> <th>Ant</th> <th>Cable</th> <th>Preamp</th> <th>Aux</th> <th>APos</th> <th>TPos</th> <th>Remark</th> </tr> <tr> <th>Freq</th> <th>Level</th> <th>Line Margin</th> <th>Level Factor</th> <th>Loss Factor</th> <th>Factor</th> <th>Factor</th> <th>Factor</th> <th></th> </tr> <tr> <th>MHz</th> <th>dBuV/m</th> <th>dBuV/m</th> <th>dB</th> <th>dBuV</th> <th>dB/m</th> <th>dB</th> <th>dB</th> <th>cm</th> <th>deg</th> </tr> </thead> <tbody> <tr> <td>1</td> <td>5459.20</td> <td>51.59</td> <td>74.00</td> <td>-22.41</td> <td>42.01</td> <td>35.32</td> <td>11.08</td> <td>36.82</td> <td>0.00</td> <td>100</td> <td>355</td> <td>PEAK</td> </tr> <tr> <td>2</td> <td>5464.45</td> <td>52.24</td> <td>68.30</td> <td>-16.06</td> <td>42.65</td> <td>35.32</td> <td>11.09</td> <td>36.82</td> <td>0.00</td> <td>100</td> <td>355</td> <td>PEAK</td> </tr> </tbody> </table>	Limit	Read	Ant	Cable	Preamp	Aux	APos	TPos	Remark	Freq	Level	Line Margin	Level Factor	Loss Factor	Factor	Factor	Factor		MHz	dBuV/m	dBuV/m	dB	dBuV	dB/m	dB	dB	cm	deg	1	5459.20	51.59	74.00	-22.41	42.01	35.32	11.08	36.82	0.00	100	355	PEAK	2	5464.45	52.24	68.30	-16.06	42.65	35.32	11.09	36.82	0.00	100	355	PEAK	<p>Level (dBuV/m) vs Frequency (MHz) for Fundamental polarization. The plot shows a blue signal line with a red limit line labeled '5G BAND 1-3'. A single sharp peak is marked with '1' at 5500.00 MHz. The signal level is relatively flat around 43.9 dBuV/m until the peak at 5500 MHz.</p> <table border="1"> <thead> <tr> <th>Limit</th> <th>Read</th> <th>Ant</th> <th>Cable</th> <th>Preamp</th> <th>Aux</th> <th>APos</th> <th>TPos</th> <th>Remark</th> </tr> <tr> <th>Freq</th> <th>Level</th> <th>Line Margin</th> <th>Level Factor</th> <th>Loss Factor</th> <th>Factor</th> <th>Factor</th> <th>Factor</th> <th></th> </tr> <tr> <th>MHz</th> <th>dBuV/m</th> <th>dBuV/m</th> <th>dB</th> <th>dBuV</th> <th>dB/m</th> <th>dB</th> <th>dB</th> <th>cm</th> <th>deg</th> </tr> </thead> <tbody> <tr> <td>1</td> <td>5500.00</td> <td>102.51</td> <td>-----</td> <td>-----</td> <td>92.87</td> <td>35.36</td> <td>11.10</td> <td>36.82</td> <td>0.00</td> <td>100</td> <td>355</td> <td>PEAK</td> </tr> </tbody> </table>	Limit	Read	Ant	Cable	Preamp	Aux	APos	TPos	Remark	Freq	Level	Line Margin	Level Factor	Loss Factor	Factor	Factor	Factor		MHz	dBuV/m	dBuV/m	dB	dBuV	dB/m	dB	dB	cm	deg	1	5500.00	102.51	-----	-----	92.87	35.36	11.10	36.82	0.00	100	355	PEAK
	Limit	Read	Ant	Cable	Preamp	Aux	APos	TPos	Remark																																																																																								
Freq	Level	Line Margin	Level Factor	Loss Factor	Factor	Factor	Factor																																																																																										
MHz	dBuV/m	dBuV/m	dB	dBuV	dB/m	dB	dB	cm	deg																																																																																								
1	5459.20	51.59	74.00	-22.41	42.01	35.32	11.08	36.82	0.00	100	355	PEAK																																																																																					
2	5464.45	52.24	68.30	-16.06	42.65	35.32	11.09	36.82	0.00	100	355	PEAK																																																																																					
Limit	Read	Ant	Cable	Preamp	Aux	APos	TPos	Remark																																																																																									
Freq	Level	Line Margin	Level Factor	Loss Factor	Factor	Factor	Factor																																																																																										
MHz	dBuV/m	dBuV/m	dB	dBuV	dB/m	dB	dB	cm	deg																																																																																								
1	5500.00	102.51	-----	-----	92.87	35.36	11.10	36.82	0.00	100	355	PEAK																																																																																					
Avg	<p>Level (dBuV/m) vs Frequency (MHz) for Vertical polarization. The plot shows a blue signal line with a red limit line labeled '5G BAND 1-3 (AVG)'. A peak is marked with '1' at 5459.95 MHz. The signal level is relatively flat around 43.9 dBuV/m until the peak at 5459.95 MHz.</p> <table border="1"> <thead> <tr> <th>Limit</th> <th>Read</th> <th>Ant</th> <th>Cable</th> <th>Preamp</th> <th>Aux</th> <th>APos</th> <th>TPos</th> <th>Remark</th> </tr> <tr> <th>Freq</th> <th>Level</th> <th>Line Margin</th> <th>Level Factor</th> <th>Loss Factor</th> <th>Factor</th> <th>Factor</th> <th>Factor</th> <th></th> </tr> <tr> <th>MHz</th> <th>dBuV/m</th> <th>dBuV/m</th> <th>dB</th> <th>dBuV</th> <th>dB/m</th> <th>dB</th> <th>dB</th> <th>cm</th> <th>deg</th> </tr> </thead> <tbody> <tr> <td>1</td> <td>5459.95</td> <td>41.07</td> <td>54.00</td> <td>-12.93</td> <td>31.49</td> <td>35.32</td> <td>11.08</td> <td>36.82</td> <td>0.00</td> <td>100</td> <td>355</td> <td>AVERAGE</td> </tr> </tbody> </table>	Limit	Read	Ant	Cable	Preamp	Aux	APos	TPos	Remark	Freq	Level	Line Margin	Level Factor	Loss Factor	Factor	Factor	Factor		MHz	dBuV/m	dBuV/m	dB	dBuV	dB/m	dB	dB	cm	deg	1	5459.95	41.07	54.00	-12.93	31.49	35.32	11.08	36.82	0.00	100	355	AVERAGE	<p>Level (dBuV/m) vs Frequency (MHz) for Fundamental polarization. The plot shows a blue signal line with a red limit line labeled '5G BAND 1-3 (AVG)'. A peak is marked with '1' at 5500.00 MHz. The signal level is relatively flat around 43.9 dBuV/m until the peak at 5500 MHz.</p> <table border="1"> <thead> <tr> <th>Limit</th> <th>Read</th> <th>Ant</th> <th>Cable</th> <th>Preamp</th> <th>Aux</th> <th>APos</th> <th>TPos</th> <th>Remark</th> </tr> <tr> <th>Freq</th> <th>Level</th> <th>Line Margin</th> <th>Level Factor</th> <th>Loss Factor</th> <th>Factor</th> <th>Factor</th> <th>Factor</th> <th></th> </tr> <tr> <th>MHz</th> <th>dBuV/m</th> <th>dBuV/m</th> <th>dB</th> <th>dBuV</th> <th>dB/m</th> <th>dB</th> <th>dB</th> <th>cm</th> <th>deg</th> </tr> </thead> <tbody> <tr> <td>1</td> <td>5500.00</td> <td>94.37</td> <td>-----</td> <td>-----</td> <td>84.73</td> <td>35.36</td> <td>11.10</td> <td>36.82</td> <td>0.00</td> <td>100</td> <td>355</td> <td>AVERAGE</td> </tr> </tbody> </table>	Limit	Read	Ant	Cable	Preamp	Aux	APos	TPos	Remark	Freq	Level	Line Margin	Level Factor	Loss Factor	Factor	Factor	Factor		MHz	dBuV/m	dBuV/m	dB	dBuV	dB/m	dB	dB	cm	deg	1	5500.00	94.37	-----	-----	84.73	35.36	11.10	36.82	0.00	100	355	AVERAGE													
Limit	Read	Ant	Cable	Preamp	Aux	APos	TPos	Remark																																																																																									
Freq	Level	Line Margin	Level Factor	Loss Factor	Factor	Factor	Factor																																																																																										
MHz	dBuV/m	dBuV/m	dB	dBuV	dB/m	dB	dB	cm	deg																																																																																								
1	5459.95	41.07	54.00	-12.93	31.49	35.32	11.08	36.82	0.00	100	355	AVERAGE																																																																																					
Limit	Read	Ant	Cable	Preamp	Aux	APos	TPos	Remark																																																																																									
Freq	Level	Line Margin	Level Factor	Loss Factor	Factor	Factor	Factor																																																																																										
MHz	dBuV/m	dBuV/m	dB	dBuV	dB/m	dB	dB	cm	deg																																																																																								
1	5500.00	94.37	-----	-----	84.73	35.36	11.10	36.82	0.00	100	355	AVERAGE																																																																																					

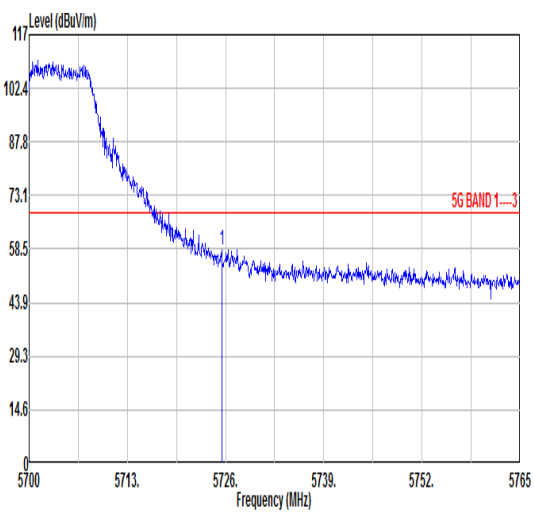
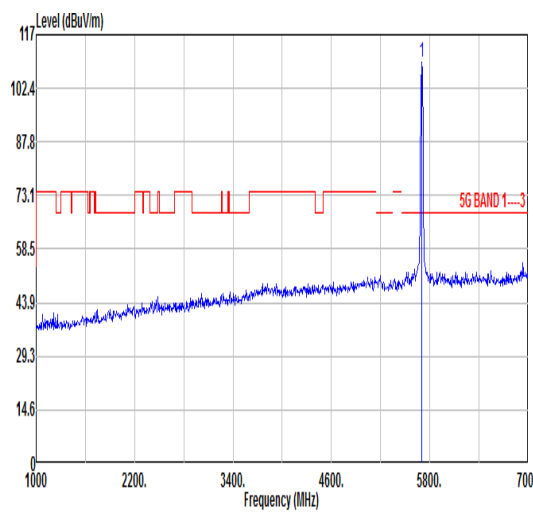
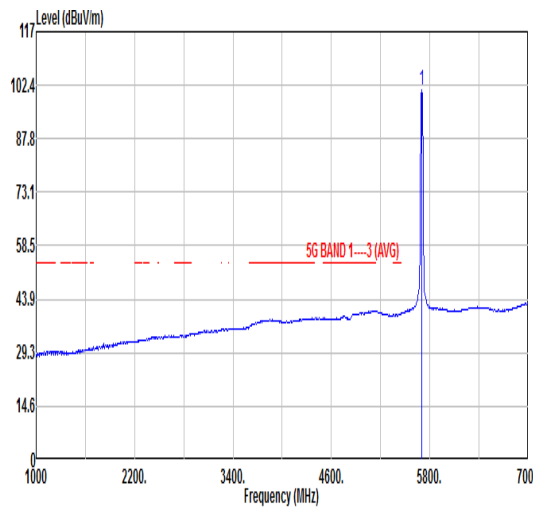


Mode	7																																																																																																																																																																	
	Harmonic																																																																																																																																																																	
	U-NII-2C_5.47-5.725_802.11a_CH100_5500MHz																																																																																																																																																																	
Pol.	Horizontal	Vertical																																																																																																																																																																
Peak Avg	<table border="1"> <thead> <tr> <th>Limit</th> <th>Read</th> <th>Ant</th> <th>Cable</th> <th>Preamp</th> <th>Aux</th> <th>APos</th> <th>TPos</th> <th>Remark</th> </tr> <tr> <th>Freq</th> <th>Level</th> <th>Line Margin</th> <th>Level</th> <th>Factor</th> <th>Loss Factor</th> <th>Factor</th> <th></th> <th></th> </tr> <tr> <th>MHz</th> <th>dBuV/m</th> <th>dBuV/m</th> <th>dB</th> <th>dBuV</th> <th>dB/m</th> <th>dB</th> <th>dB</th> <th>cm</th> <th>deg</th> </tr> </thead> <tbody> <tr> <td>1</td> <td>7333.37</td> <td>49.10</td> <td>74.00</td> <td>-24.90</td> <td>63.61</td> <td>36.57</td> <td>12.72</td> <td>63.80</td> <td>0.00</td> <td>102</td> <td>205</td> <td>PEAK</td> </tr> <tr> <td>2</td> <td>7333.37</td> <td>48.70</td> <td>54.00</td> <td>-5.30</td> <td>63.21</td> <td>36.57</td> <td>12.72</td> <td>63.80</td> <td>0.00</td> <td>102</td> <td>205</td> <td>AVERAGE</td> </tr> <tr> <td>3</td> <td>11000.00</td> <td>46.22</td> <td>74.00</td> <td>-27.78</td> <td>54.07</td> <td>38.53</td> <td>15.87</td> <td>62.25</td> <td>0.00</td> <td>400</td> <td>126</td> <td>PEAK</td> </tr> <tr> <td>4</td> <td>11000.00</td> <td>45.30</td> <td>54.00</td> <td>-8.70</td> <td>53.15</td> <td>38.53</td> <td>15.87</td> <td>62.25</td> <td>0.00</td> <td>400</td> <td>126</td> <td>AVERAGE</td> </tr> </tbody> </table>	Limit	Read	Ant	Cable	Preamp	Aux	APos	TPos	Remark	Freq	Level	Line Margin	Level	Factor	Loss Factor	Factor			MHz	dBuV/m	dBuV/m	dB	dBuV	dB/m	dB	dB	cm	deg	1	7333.37	49.10	74.00	-24.90	63.61	36.57	12.72	63.80	0.00	102	205	PEAK	2	7333.37	48.70	54.00	-5.30	63.21	36.57	12.72	63.80	0.00	102	205	AVERAGE	3	11000.00	46.22	74.00	-27.78	54.07	38.53	15.87	62.25	0.00	400	126	PEAK	4	11000.00	45.30	54.00	-8.70	53.15	38.53	15.87	62.25	0.00	400	126	AVERAGE	<table border="1"> <thead> <tr> <th>Limit</th> <th>Read</th> <th>Ant</th> <th>Cable</th> <th>Preamp</th> <th>Aux</th> <th>APos</th> <th>TPos</th> <th>Remark</th> </tr> <tr> <th>Freq</th> <th>Level</th> <th>Line Margin</th> <th>Level</th> <th>Factor</th> <th>Loss Factor</th> <th>Factor</th> <th></th> <th></th> </tr> <tr> <th>MHz</th> <th>dBuV/m</th> <th>dBuV/m</th> <th>dB</th> <th>dBuV</th> <th>dB/m</th> <th>dB</th> <th>dB</th> <th>cm</th> <th>deg</th> </tr> </thead> <tbody> <tr> <td>1</td> <td>7333.37</td> <td>51.09</td> <td>74.00</td> <td>-22.91</td> <td>65.60</td> <td>36.57</td> <td>12.72</td> <td>63.80</td> <td>0.00</td> <td>294</td> <td>78</td> <td>PEAK</td> </tr> <tr> <td>2</td> <td>7333.37</td> <td>50.27</td> <td>54.00</td> <td>-3.73</td> <td>64.78</td> <td>36.57</td> <td>12.72</td> <td>63.80</td> <td>0.00</td> <td>294</td> <td>78</td> <td>AVERAGE</td> </tr> <tr> <td>3</td> <td>11000.00</td> <td>44.48</td> <td>74.00</td> <td>-29.52</td> <td>52.33</td> <td>38.53</td> <td>15.87</td> <td>62.25</td> <td>0.00</td> <td>294</td> <td>78</td> <td>PEAK</td> </tr> <tr> <td>4</td> <td>11000.00</td> <td>42.87</td> <td>54.00</td> <td>-11.13</td> <td>50.72</td> <td>38.53</td> <td>15.87</td> <td>62.25</td> <td>0.00</td> <td>294</td> <td>78</td> <td>AVERAGE</td> </tr> </tbody> </table>	Limit	Read	Ant	Cable	Preamp	Aux	APos	TPos	Remark	Freq	Level	Line Margin	Level	Factor	Loss Factor	Factor			MHz	dBuV/m	dBuV/m	dB	dBuV	dB/m	dB	dB	cm	deg	1	7333.37	51.09	74.00	-22.91	65.60	36.57	12.72	63.80	0.00	294	78	PEAK	2	7333.37	50.27	54.00	-3.73	64.78	36.57	12.72	63.80	0.00	294	78	AVERAGE	3	11000.00	44.48	74.00	-29.52	52.33	38.53	15.87	62.25	0.00	294	78	PEAK	4	11000.00	42.87	54.00	-11.13	50.72	38.53	15.87	62.25	0.00	294	78	AVERAGE
Limit	Read	Ant	Cable	Preamp	Aux	APos	TPos	Remark																																																																																																																																																										
Freq	Level	Line Margin	Level	Factor	Loss Factor	Factor																																																																																																																																																												
MHz	dBuV/m	dBuV/m	dB	dBuV	dB/m	dB	dB	cm	deg																																																																																																																																																									
1	7333.37	49.10	74.00	-24.90	63.61	36.57	12.72	63.80	0.00	102	205	PEAK																																																																																																																																																						
2	7333.37	48.70	54.00	-5.30	63.21	36.57	12.72	63.80	0.00	102	205	AVERAGE																																																																																																																																																						
3	11000.00	46.22	74.00	-27.78	54.07	38.53	15.87	62.25	0.00	400	126	PEAK																																																																																																																																																						
4	11000.00	45.30	54.00	-8.70	53.15	38.53	15.87	62.25	0.00	400	126	AVERAGE																																																																																																																																																						
Limit	Read	Ant	Cable	Preamp	Aux	APos	TPos	Remark																																																																																																																																																										
Freq	Level	Line Margin	Level	Factor	Loss Factor	Factor																																																																																																																																																												
MHz	dBuV/m	dBuV/m	dB	dBuV	dB/m	dB	dB	cm	deg																																																																																																																																																									
1	7333.37	51.09	74.00	-22.91	65.60	36.57	12.72	63.80	0.00	294	78	PEAK																																																																																																																																																						
2	7333.37	50.27	54.00	-3.73	64.78	36.57	12.72	63.80	0.00	294	78	AVERAGE																																																																																																																																																						
3	11000.00	44.48	74.00	-29.52	52.33	38.53	15.87	62.25	0.00	294	78	PEAK																																																																																																																																																						
4	11000.00	42.87	54.00	-11.13	50.72	38.53	15.87	62.25	0.00	294	78	AVERAGE																																																																																																																																																						



Mode	8																																																																																																																																																																	
	Harmonic																																																																																																																																																																	
	U-NII-2C_5.47-5.725_802.11a_CH116_5580MHz																																																																																																																																																																	
Pol.	Horizontal	Vertical																																																																																																																																																																
Peak Avg	<table border="1"> <thead> <tr> <th>Limit</th> <th>Read</th> <th>Ant</th> <th>Cable</th> <th>Preamp</th> <th>Aux</th> <th>APos</th> <th>TPos</th> <th>Remark</th> </tr> <tr> <th>Freq</th> <th>Level</th> <th>Line Margin</th> <th>Level</th> <th>Factor</th> <th>Loss Factor</th> <th>Factor</th> <th></th> <th></th> </tr> <tr> <th>MHz</th> <th>dBuV/m</th> <th>dBuV/m</th> <th>dB</th> <th>dBuV</th> <th>dB/m</th> <th>dB</th> <th>dB</th> <th>cm</th> <th>deg</th> </tr> </thead> <tbody> <tr> <td>1</td> <td>7440.04</td> <td>49.85</td> <td>74.00</td> <td>-24.15</td> <td>64.36</td> <td>36.59</td> <td>12.81</td> <td>63.91</td> <td>0.00</td> <td>115</td> <td>109</td> <td>PEAK</td> </tr> <tr> <td>2</td> <td>7440.04</td> <td>46.94</td> <td>54.00</td> <td>-7.06</td> <td>61.45</td> <td>36.59</td> <td>12.81</td> <td>63.91</td> <td>0.00</td> <td>115</td> <td>109</td> <td>AVERAGE</td> </tr> <tr> <td>3</td> <td>11160.00</td> <td>48.27</td> <td>74.00</td> <td>-25.73</td> <td>55.90</td> <td>38.57</td> <td>15.98</td> <td>62.18</td> <td>0.00</td> <td>103</td> <td>286</td> <td>PEAK</td> </tr> <tr> <td>4</td> <td>11160.00</td> <td>37.42</td> <td>54.00</td> <td>-16.58</td> <td>45.05</td> <td>38.57</td> <td>15.98</td> <td>62.18</td> <td>0.00</td> <td>103</td> <td>286</td> <td>AVERAGE</td> </tr> </tbody> </table>	Limit	Read	Ant	Cable	Preamp	Aux	APos	TPos	Remark	Freq	Level	Line Margin	Level	Factor	Loss Factor	Factor			MHz	dBuV/m	dBuV/m	dB	dBuV	dB/m	dB	dB	cm	deg	1	7440.04	49.85	74.00	-24.15	64.36	36.59	12.81	63.91	0.00	115	109	PEAK	2	7440.04	46.94	54.00	-7.06	61.45	36.59	12.81	63.91	0.00	115	109	AVERAGE	3	11160.00	48.27	74.00	-25.73	55.90	38.57	15.98	62.18	0.00	103	286	PEAK	4	11160.00	37.42	54.00	-16.58	45.05	38.57	15.98	62.18	0.00	103	286	AVERAGE	<table border="1"> <thead> <tr> <th>Limit</th> <th>Read</th> <th>Ant</th> <th>Cable</th> <th>Preamp</th> <th>Aux</th> <th>APos</th> <th>TPos</th> <th>Remark</th> </tr> <tr> <th>Freq</th> <th>Level</th> <th>Line Margin</th> <th>Level</th> <th>Factor</th> <th>Loss Factor</th> <th>Factor</th> <th></th> <th></th> </tr> <tr> <th>MHz</th> <th>dBuV/m</th> <th>dBuV/m</th> <th>dB</th> <th>dBuV</th> <th>dB/m</th> <th>dB</th> <th>dB</th> <th>cm</th> <th>deg</th> </tr> </thead> <tbody> <tr> <td>1</td> <td>7440.04</td> <td>48.26</td> <td>74.00</td> <td>-25.74</td> <td>62.77</td> <td>36.59</td> <td>12.81</td> <td>63.91</td> <td>0.00</td> <td>103</td> <td>248</td> <td>PEAK</td> </tr> <tr> <td>2</td> <td>7440.04</td> <td>44.92</td> <td>54.00</td> <td>-9.08</td> <td>59.43</td> <td>36.59</td> <td>12.81</td> <td>63.91</td> <td>0.00</td> <td>103</td> <td>248</td> <td>AVERAGE</td> </tr> <tr> <td>3</td> <td>11160.00</td> <td>50.71</td> <td>74.00</td> <td>-23.29</td> <td>58.34</td> <td>38.57</td> <td>15.98</td> <td>62.18</td> <td>0.00</td> <td>106</td> <td>73</td> <td>PEAK</td> </tr> <tr> <td>4</td> <td>11160.00</td> <td>39.59</td> <td>54.00</td> <td>-14.41</td> <td>47.22</td> <td>38.57</td> <td>15.98</td> <td>62.18</td> <td>0.00</td> <td>106</td> <td>73</td> <td>AVERAGE</td> </tr> </tbody> </table>	Limit	Read	Ant	Cable	Preamp	Aux	APos	TPos	Remark	Freq	Level	Line Margin	Level	Factor	Loss Factor	Factor			MHz	dBuV/m	dBuV/m	dB	dBuV	dB/m	dB	dB	cm	deg	1	7440.04	48.26	74.00	-25.74	62.77	36.59	12.81	63.91	0.00	103	248	PEAK	2	7440.04	44.92	54.00	-9.08	59.43	36.59	12.81	63.91	0.00	103	248	AVERAGE	3	11160.00	50.71	74.00	-23.29	58.34	38.57	15.98	62.18	0.00	106	73	PEAK	4	11160.00	39.59	54.00	-14.41	47.22	38.57	15.98	62.18	0.00	106	73	AVERAGE
Limit	Read	Ant	Cable	Preamp	Aux	APos	TPos	Remark																																																																																																																																																										
Freq	Level	Line Margin	Level	Factor	Loss Factor	Factor																																																																																																																																																												
MHz	dBuV/m	dBuV/m	dB	dBuV	dB/m	dB	dB	cm	deg																																																																																																																																																									
1	7440.04	49.85	74.00	-24.15	64.36	36.59	12.81	63.91	0.00	115	109	PEAK																																																																																																																																																						
2	7440.04	46.94	54.00	-7.06	61.45	36.59	12.81	63.91	0.00	115	109	AVERAGE																																																																																																																																																						
3	11160.00	48.27	74.00	-25.73	55.90	38.57	15.98	62.18	0.00	103	286	PEAK																																																																																																																																																						
4	11160.00	37.42	54.00	-16.58	45.05	38.57	15.98	62.18	0.00	103	286	AVERAGE																																																																																																																																																						
Limit	Read	Ant	Cable	Preamp	Aux	APos	TPos	Remark																																																																																																																																																										
Freq	Level	Line Margin	Level	Factor	Loss Factor	Factor																																																																																																																																																												
MHz	dBuV/m	dBuV/m	dB	dBuV	dB/m	dB	dB	cm	deg																																																																																																																																																									
1	7440.04	48.26	74.00	-25.74	62.77	36.59	12.81	63.91	0.00	103	248	PEAK																																																																																																																																																						
2	7440.04	44.92	54.00	-9.08	59.43	36.59	12.81	63.91	0.00	103	248	AVERAGE																																																																																																																																																						
3	11160.00	50.71	74.00	-23.29	58.34	38.57	15.98	62.18	0.00	106	73	PEAK																																																																																																																																																						
4	11160.00	39.59	54.00	-14.41	47.22	38.57	15.98	62.18	0.00	106	73	AVERAGE																																																																																																																																																						



		9																																																																											
Mode	Band Edge																																																																												
	U-NII-2C_5.47-5.725_802.11a_CH140_5700MHz																																																																												
Pol.	Horizontal		Fundamental																																																																										
Peak	 <p>Level (dBuV/m) vs Frequency (MHz) plot for Horizontal polarization. The y-axis ranges from 0 to 117 dBuV/m, and the x-axis ranges from 5700 to 5765 MHz. A red horizontal line indicates the 5G BAND 1 limit at approximately 73.1 dBuV/m. A sharp peak is visible at 5726 MHz.</p> <table border="1"> <thead> <tr> <th>Limit</th> <th>Read</th> <th>Ant</th> <th>Cable</th> <th>Preamp</th> <th>Aux</th> <th>APos</th> <th>TPos</th> </tr> <tr> <th>Freq</th> <th>Level</th> <th>Line</th> <th>Margin</th> <th>Level</th> <th>Factor</th> <th>Loss</th> <th>Factor</th> </tr> <tr> <th>MHz</th> <th>dBuV/m</th> <th>dBuV/m</th> <th>dB</th> <th>dBuV</th> <th>dB/m</th> <th>dB</th> <th>dB</th> </tr> </thead> <tbody> <tr> <td>1</td> <td>5725.48</td> <td>58.34</td> <td>68.30</td> <td>-9.96</td> <td>48.23</td> <td>35.62</td> <td>11.26</td> <td>36.77</td> <td>0.00</td> <td>101</td> <td>251</td> <td>PEAK</td> </tr> </tbody> </table>		Limit	Read	Ant	Cable	Preamp	Aux	APos	TPos	Freq	Level	Line	Margin	Level	Factor	Loss	Factor	MHz	dBuV/m	dBuV/m	dB	dBuV	dB/m	dB	dB	1	5725.48	58.34	68.30	-9.96	48.23	35.62	11.26	36.77	0.00	101	251	PEAK	 <p>Level (dBuV/m) vs Frequency (MHz) plot for Fundamental polarization. The y-axis ranges from 0 to 117 dBuV/m, and the x-axis ranges from 1000 to 7000 MHz. A red horizontal line indicates the 5G BAND 1 limit at approximately 73.1 dBuV/m. A sharp peak is visible at 5800 MHz.</p> <table border="1"> <thead> <tr> <th>Limit</th> <th>Read</th> <th>Ant</th> <th>Cable</th> <th>Preamp</th> <th>Aux</th> <th>APos</th> <th>TPos</th> </tr> <tr> <th>Freq</th> <th>Level</th> <th>Line</th> <th>Margin</th> <th>Level</th> <th>Factor</th> <th>Loss</th> <th>Factor</th> </tr> <tr> <th>MHz</th> <th>dBuV/m</th> <th>dBuV/m</th> <th>dB</th> <th>dBuV</th> <th>dB/m</th> <th>dB</th> <th>dB</th> </tr> </thead> <tbody> <tr> <td>1</td> <td>5700.00</td> <td>109.47</td> <td>-----</td> <td>-----</td> <td>99.43</td> <td>35.59</td> <td>11.24</td> <td>36.79</td> <td>0.00</td> <td>101</td> <td>251</td> <td>PEAK</td> </tr> </tbody> </table>	Limit	Read	Ant	Cable	Preamp	Aux	APos	TPos	Freq	Level	Line	Margin	Level	Factor	Loss	Factor	MHz	dBuV/m	dBuV/m	dB	dBuV	dB/m	dB	dB	1	5700.00	109.47	-----	-----	99.43	35.59	11.24	36.79	0.00	101	251	PEAK
	Limit	Read	Ant	Cable	Preamp	Aux	APos	TPos																																																																					
Freq	Level	Line	Margin	Level	Factor	Loss	Factor																																																																						
MHz	dBuV/m	dBuV/m	dB	dBuV	dB/m	dB	dB																																																																						
1	5725.48	58.34	68.30	-9.96	48.23	35.62	11.26	36.77	0.00	101	251	PEAK																																																																	
Limit	Read	Ant	Cable	Preamp	Aux	APos	TPos																																																																						
Freq	Level	Line	Margin	Level	Factor	Loss	Factor																																																																						
MHz	dBuV/m	dBuV/m	dB	dBuV	dB/m	dB	dB																																																																						
1	5700.00	109.47	-----	-----	99.43	35.59	11.24	36.79	0.00	101	251	PEAK																																																																	
Avg	Blank		 <p>Level (dBuV/m) vs Frequency (MHz) plot for Fundamental polarization showing the average spectrum. The y-axis ranges from 0 to 117 dBuV/m, and the x-axis ranges from 1000 to 7000 MHz. A red horizontal line indicates the 5G BAND 1 limit at approximately 73.1 dBuV/m. A sharp peak is visible at 5800 MHz.</p> <table border="1"> <thead> <tr> <th>Limit</th> <th>Read</th> <th>Ant</th> <th>Cable</th> <th>Preamp</th> <th>Aux</th> <th>APos</th> <th>TPos</th> </tr> <tr> <th>Freq</th> <th>Level</th> <th>Line</th> <th>Margin</th> <th>Level</th> <th>Factor</th> <th>Loss</th> <th>Factor</th> </tr> <tr> <th>MHz</th> <th>dBuV/m</th> <th>dBuV/m</th> <th>dB</th> <th>dBuV</th> <th>dB/m</th> <th>dB</th> <th>dB</th> </tr> </thead> <tbody> <tr> <td>1</td> <td>5700.00</td> <td>101.25</td> <td>-----</td> <td>-----</td> <td>91.21</td> <td>35.59</td> <td>11.24</td> <td>36.79</td> <td>0.00</td> <td>101</td> <td>251</td> <td>AVERAGE</td> </tr> </tbody> </table>	Limit	Read	Ant	Cable	Preamp	Aux	APos	TPos	Freq	Level	Line	Margin	Level	Factor	Loss	Factor	MHz	dBuV/m	dBuV/m	dB	dBuV	dB/m	dB	dB	1	5700.00	101.25	-----	-----	91.21	35.59	11.24	36.79	0.00	101	251	AVERAGE																																					
Limit	Read	Ant	Cable	Preamp	Aux	APos	TPos																																																																						
Freq	Level	Line	Margin	Level	Factor	Loss	Factor																																																																						
MHz	dBuV/m	dBuV/m	dB	dBuV	dB/m	dB	dB																																																																						
1	5700.00	101.25	-----	-----	91.21	35.59	11.24	36.79	0.00	101	251	AVERAGE																																																																	



		9																																																																										
Mode	Band Edge																																																																											
	U-NII-2C_5.47-5.725_802.11a_CH140_5700MHz																																																																											
Pol.	Vertical	Fundamental																																																																										
Peak	<p>Level (dBuV/m) vs Frequency (MHz) for Vertical polarization. The plot shows a signal level starting at 102.4 dBuV/m at 5700 MHz and decreasing to approximately 45 dBuV/m at 5765 MHz. A red horizontal line indicates the 5G BAND 1 limit at 73.1 dBuV/m.</p> <table border="1"> <thead> <tr> <th>Limit</th> <th>Read</th> <th>Ant</th> <th>Cable</th> <th>Preamp</th> <th>Aux</th> <th>APos</th> <th>TPos</th> </tr> <tr> <th>Freq</th> <th>Level</th> <th>Line</th> <th>Margin</th> <th>Level</th> <th>Factor</th> <th>Loss</th> <th>Factor</th> </tr> <tr> <th>MHz</th> <th>dBuV/m</th> <th>dBuV/m</th> <th>dB</th> <th>dBuV</th> <th>dB/m</th> <th>dB</th> <th>dB</th> </tr> </thead> <tbody> <tr> <td>1</td> <td>5726.26</td> <td>54.20</td> <td>68.30</td> <td>-14.10</td> <td>44.09</td> <td>35.62</td> <td>11.26</td> <td>36.77</td> <td>0.00</td> <td>100</td> <td>16</td> <td>PEAK</td> </tr> </tbody> </table>	Limit	Read	Ant	Cable	Preamp	Aux	APos	TPos	Freq	Level	Line	Margin	Level	Factor	Loss	Factor	MHz	dBuV/m	dBuV/m	dB	dBuV	dB/m	dB	dB	1	5726.26	54.20	68.30	-14.10	44.09	35.62	11.26	36.77	0.00	100	16	PEAK	<p>Level (dBuV/m) vs Frequency (MHz) for Fundamental polarization. The plot shows a signal level starting at approximately 40 dBuV/m at 1000 MHz and rising to a peak of 101.58 dBuV/m at 5700 MHz. A red horizontal line indicates the 5G BAND 1 limit at 73.1 dBuV/m.</p> <table border="1"> <thead> <tr> <th>Limit</th> <th>Read</th> <th>Ant</th> <th>Cable</th> <th>Preamp</th> <th>Aux</th> <th>APos</th> <th>TPos</th> </tr> <tr> <th>Freq</th> <th>Level</th> <th>Line</th> <th>Margin</th> <th>Level</th> <th>Factor</th> <th>Loss</th> <th>Factor</th> </tr> <tr> <th>MHz</th> <th>dBuV/m</th> <th>dBuV/m</th> <th>dB</th> <th>dBuV</th> <th>dB/m</th> <th>dB</th> <th>dB</th> </tr> </thead> <tbody> <tr> <td>1</td> <td>5700.00</td> <td>101.58</td> <td>-----</td> <td>-----</td> <td>91.56</td> <td>35.58</td> <td>11.23</td> <td>36.79</td> <td>0.00</td> <td>100</td> <td>16</td> <td>PEAK</td> </tr> </tbody> </table>	Limit	Read	Ant	Cable	Preamp	Aux	APos	TPos	Freq	Level	Line	Margin	Level	Factor	Loss	Factor	MHz	dBuV/m	dBuV/m	dB	dBuV	dB/m	dB	dB	1	5700.00	101.58	-----	-----	91.56	35.58	11.23	36.79	0.00	100	16	PEAK
	Limit	Read	Ant	Cable	Preamp	Aux	APos	TPos																																																																				
Freq	Level	Line	Margin	Level	Factor	Loss	Factor																																																																					
MHz	dBuV/m	dBuV/m	dB	dBuV	dB/m	dB	dB																																																																					
1	5726.26	54.20	68.30	-14.10	44.09	35.62	11.26	36.77	0.00	100	16	PEAK																																																																
Limit	Read	Ant	Cable	Preamp	Aux	APos	TPos																																																																					
Freq	Level	Line	Margin	Level	Factor	Loss	Factor																																																																					
MHz	dBuV/m	dBuV/m	dB	dBuV	dB/m	dB	dB																																																																					
1	5700.00	101.58	-----	-----	91.56	35.58	11.23	36.79	0.00	100	16	PEAK																																																																
Avg	Blank	<p>Level (dBuV/m) vs Frequency (MHz) for Fundamental polarization (Average). The plot shows a signal level starting at approximately 30 dBuV/m at 1000 MHz and rising to a peak of 94.77 dBuV/m at 5700 MHz. A red horizontal line indicates the 5G BAND 1 (AVG) limit at 58.5 dBuV/m.</p> <table border="1"> <thead> <tr> <th>Limit</th> <th>Read</th> <th>Ant</th> <th>Cable</th> <th>Preamp</th> <th>Aux</th> <th>APos</th> <th>TPos</th> </tr> <tr> <th>Freq</th> <th>Level</th> <th>Line</th> <th>Margin</th> <th>Level</th> <th>Factor</th> <th>Loss</th> <th>Factor</th> </tr> <tr> <th>MHz</th> <th>dBuV/m</th> <th>dBuV/m</th> <th>dB</th> <th>dBuV</th> <th>dB/m</th> <th>dB</th> <th>dB</th> </tr> </thead> <tbody> <tr> <td>1</td> <td>5700.00</td> <td>94.77</td> <td>-----</td> <td>-----</td> <td>84.73</td> <td>35.59</td> <td>11.24</td> <td>36.79</td> <td>0.00</td> <td>100</td> <td>16</td> <td>AVERAGE</td> </tr> </tbody> </table>		Limit	Read	Ant	Cable	Preamp	Aux	APos	TPos	Freq	Level	Line	Margin	Level	Factor	Loss	Factor	MHz	dBuV/m	dBuV/m	dB	dBuV	dB/m	dB	dB	1	5700.00	94.77	-----	-----	84.73	35.59	11.24	36.79	0.00	100	16	AVERAGE																																				
Limit	Read	Ant	Cable	Preamp	Aux	APos	TPos																																																																					
Freq	Level	Line	Margin	Level	Factor	Loss	Factor																																																																					
MHz	dBuV/m	dBuV/m	dB	dBuV	dB/m	dB	dB																																																																					
1	5700.00	94.77	-----	-----	84.73	35.59	11.24	36.79	0.00	100	16	AVERAGE																																																																





Mode	9																																																																																																																																																	
	Harmonic																																																																																																																																																	
	U-NII-2C_5.47-5.725_802.11a_CH140_5700MHz																																																																																																																																																	
Pol.	Horizontal	Vertical																																																																																																																																																
Peak Avg	<table border="1"> <thead> <tr> <th>Limit</th> <th>Read</th> <th>Ant</th> <th>Cable</th> <th>Preamp</th> <th>Aux</th> <th>APos</th> <th>TPos</th> </tr> <tr> <th>Freq</th> <th>Level</th> <th>Line Margin</th> <th>Level</th> <th>Factor</th> <th>Loss Factor</th> <th>Factor</th> <th>Remark</th> </tr> <tr> <th>MHz</th> <th>dBuV/m</th> <th>dBuV/m</th> <th>dB</th> <th>dBuV</th> <th>dB/m</th> <th>dB</th> <th>dB</th> </tr> </thead> <tbody> <tr> <td>1 7600.04</td> <td>48.68</td> <td>74.00</td> <td>-25.32</td> <td>62.87</td> <td>36.66</td> <td>13.07</td> <td>63.92</td> <td>0.00</td> <td>104</td> <td>112</td> <td>PEAK</td> </tr> <tr> <td>2 7600.04</td> <td>45.04</td> <td>54.00</td> <td>-8.96</td> <td>59.23</td> <td>36.66</td> <td>13.07</td> <td>63.92</td> <td>0.00</td> <td>104</td> <td>112</td> <td>AVERAGE</td> </tr> <tr> <td>3 11400.00</td> <td>49.73</td> <td>74.00</td> <td>-24.27</td> <td>57.03</td> <td>38.64</td> <td>16.14</td> <td>62.08</td> <td>0.00</td> <td>103</td> <td>287</td> <td>PEAK</td> </tr> <tr> <td>4 11400.00</td> <td>38.54</td> <td>54.00</td> <td>-15.46</td> <td>45.84</td> <td>38.64</td> <td>16.14</td> <td>62.08</td> <td>0.00</td> <td>103</td> <td>287</td> <td>AVERAGE</td> </tr> </tbody> </table>	Limit	Read	Ant	Cable	Preamp	Aux	APos	TPos	Freq	Level	Line Margin	Level	Factor	Loss Factor	Factor	Remark	MHz	dBuV/m	dBuV/m	dB	dBuV	dB/m	dB	dB	1 7600.04	48.68	74.00	-25.32	62.87	36.66	13.07	63.92	0.00	104	112	PEAK	2 7600.04	45.04	54.00	-8.96	59.23	36.66	13.07	63.92	0.00	104	112	AVERAGE	3 11400.00	49.73	74.00	-24.27	57.03	38.64	16.14	62.08	0.00	103	287	PEAK	4 11400.00	38.54	54.00	-15.46	45.84	38.64	16.14	62.08	0.00	103	287	AVERAGE	<table border="1"> <thead> <tr> <th>Limit</th> <th>Read</th> <th>Ant</th> <th>Cable</th> <th>Preamp</th> <th>Aux</th> <th>APos</th> <th>TPos</th> </tr> <tr> <th>Freq</th> <th>Level</th> <th>Line Margin</th> <th>Level</th> <th>Factor</th> <th>Loss Factor</th> <th>Factor</th> <th>Remark</th> </tr> <tr> <th>MHz</th> <th>dBuV/m</th> <th>dBuV/m</th> <th>dB</th> <th>dBuV</th> <th>dB/m</th> <th>dB</th> <th>dB</th> </tr> </thead> <tbody> <tr> <td>1 7600.04</td> <td>47.77</td> <td>74.00</td> <td>-26.23</td> <td>61.96</td> <td>36.66</td> <td>13.07</td> <td>63.92</td> <td>0.00</td> <td>106</td> <td>242</td> <td>PEAK</td> </tr> <tr> <td>2 7600.04</td> <td>43.61</td> <td>54.00</td> <td>-10.39</td> <td>57.80</td> <td>36.66</td> <td>13.07</td> <td>63.92</td> <td>0.00</td> <td>106</td> <td>242</td> <td>AVERAGE</td> </tr> <tr> <td>3 11400.00</td> <td>50.93</td> <td>74.00</td> <td>-23.07</td> <td>58.23</td> <td>38.64</td> <td>16.14</td> <td>62.08</td> <td>0.00</td> <td>109</td> <td>348</td> <td>PEAK</td> </tr> <tr> <td>4 11400.00</td> <td>39.68</td> <td>54.00</td> <td>-14.32</td> <td>46.98</td> <td>38.64</td> <td>16.14</td> <td>62.08</td> <td>0.00</td> <td>109</td> <td>348</td> <td>AVERAGE</td> </tr> </tbody> </table>	Limit	Read	Ant	Cable	Preamp	Aux	APos	TPos	Freq	Level	Line Margin	Level	Factor	Loss Factor	Factor	Remark	MHz	dBuV/m	dBuV/m	dB	dBuV	dB/m	dB	dB	1 7600.04	47.77	74.00	-26.23	61.96	36.66	13.07	63.92	0.00	106	242	PEAK	2 7600.04	43.61	54.00	-10.39	57.80	36.66	13.07	63.92	0.00	106	242	AVERAGE	3 11400.00	50.93	74.00	-23.07	58.23	38.64	16.14	62.08	0.00	109	348	PEAK	4 11400.00	39.68	54.00	-14.32	46.98	38.64	16.14	62.08	0.00	109	348	AVERAGE
Limit	Read	Ant	Cable	Preamp	Aux	APos	TPos																																																																																																																																											
Freq	Level	Line Margin	Level	Factor	Loss Factor	Factor	Remark																																																																																																																																											
MHz	dBuV/m	dBuV/m	dB	dBuV	dB/m	dB	dB																																																																																																																																											
1 7600.04	48.68	74.00	-25.32	62.87	36.66	13.07	63.92	0.00	104	112	PEAK																																																																																																																																							
2 7600.04	45.04	54.00	-8.96	59.23	36.66	13.07	63.92	0.00	104	112	AVERAGE																																																																																																																																							
3 11400.00	49.73	74.00	-24.27	57.03	38.64	16.14	62.08	0.00	103	287	PEAK																																																																																																																																							
4 11400.00	38.54	54.00	-15.46	45.84	38.64	16.14	62.08	0.00	103	287	AVERAGE																																																																																																																																							
Limit	Read	Ant	Cable	Preamp	Aux	APos	TPos																																																																																																																																											
Freq	Level	Line Margin	Level	Factor	Loss Factor	Factor	Remark																																																																																																																																											
MHz	dBuV/m	dBuV/m	dB	dBuV	dB/m	dB	dB																																																																																																																																											
1 7600.04	47.77	74.00	-26.23	61.96	36.66	13.07	63.92	0.00	106	242	PEAK																																																																																																																																							
2 7600.04	43.61	54.00	-10.39	57.80	36.66	13.07	63.92	0.00	106	242	AVERAGE																																																																																																																																							
3 11400.00	50.93	74.00	-23.07	58.23	38.64	16.14	62.08	0.00	109	348	PEAK																																																																																																																																							
4 11400.00	39.68	54.00	-14.32	46.98	38.64	16.14	62.08	0.00	109	348	AVERAGE																																																																																																																																							



Mode	10																																																																											
	Band Edge																																																																											
	U-NII-1_5.15-5.25_802.11ac VHT20_CH36_Full_5180MHz																																																																											
Pol.	Horizontal	Fundamental																																																																										
Peak	<table border="1"> <thead> <tr> <th>Limit</th> <th>Read</th> <th>Ant</th> <th>Cable</th> <th>Preamp</th> <th>Aux</th> <th>Apos</th> <th>Tpos</th> <th>Remark</th> </tr> <tr> <th>Freq</th> <th>Level</th> <th>Line</th> <th>Margin</th> <th>Level</th> <th>Factor</th> <th>Loss</th> <th>Factor</th> <th>Factor</th> </tr> <tr> <th>MHz</th> <th>dBuV/m</th> <th>dBuV/m</th> <th>dB</th> <th>dBuV</th> <th>dB/m</th> <th>dB</th> <th>dB</th> <th>dB</th> </tr> </thead> <tbody> <tr> <td>1 5149.00</td> <td>53.86</td> <td>74.00</td> <td>-20.14</td> <td>44.94</td> <td>35.03</td> <td>10.69</td> <td>36.80</td> <td>0.00</td> <td>247 PEAK</td> </tr> </tbody> </table>	Limit	Read	Ant	Cable	Preamp	Aux	Apos	Tpos	Remark	Freq	Level	Line	Margin	Level	Factor	Loss	Factor	Factor	MHz	dBuV/m	dBuV/m	dB	dBuV	dB/m	dB	dB	dB	1 5149.00	53.86	74.00	-20.14	44.94	35.03	10.69	36.80	0.00	247 PEAK	<table border="1"> <thead> <tr> <th>Limit</th> <th>Read</th> <th>Ant</th> <th>Cable</th> <th>Preamp</th> <th>Aux</th> <th>Apos</th> <th>Tpos</th> <th>Remark</th> </tr> <tr> <th>Freq</th> <th>Level</th> <th>Line</th> <th>Margin</th> <th>Level</th> <th>Factor</th> <th>Loss</th> <th>Factor</th> <th>Factor</th> </tr> <tr> <th>MHz</th> <th>dBuV/m</th> <th>dBuV/m</th> <th>dB</th> <th>dBuV</th> <th>dB/m</th> <th>dB</th> <th>dB</th> <th>dB</th> </tr> </thead> <tbody> <tr> <td>1 5180.00</td> <td>106.96</td> <td>68.30</td> <td>38.66</td> <td>97.96</td> <td>35.07</td> <td>10.74</td> <td>36.81</td> <td>0.00</td> <td>247 PEAK</td> </tr> </tbody> </table>	Limit	Read	Ant	Cable	Preamp	Aux	Apos	Tpos	Remark	Freq	Level	Line	Margin	Level	Factor	Loss	Factor	Factor	MHz	dBuV/m	dBuV/m	dB	dBuV	dB/m	dB	dB	dB	1 5180.00	106.96	68.30	38.66	97.96	35.07	10.74	36.81	0.00	247 PEAK
Limit	Read	Ant	Cable	Preamp	Aux	Apos	Tpos	Remark																																																																				
Freq	Level	Line	Margin	Level	Factor	Loss	Factor	Factor																																																																				
MHz	dBuV/m	dBuV/m	dB	dBuV	dB/m	dB	dB	dB																																																																				
1 5149.00	53.86	74.00	-20.14	44.94	35.03	10.69	36.80	0.00	247 PEAK																																																																			
Limit	Read	Ant	Cable	Preamp	Aux	Apos	Tpos	Remark																																																																				
Freq	Level	Line	Margin	Level	Factor	Loss	Factor	Factor																																																																				
MHz	dBuV/m	dBuV/m	dB	dBuV	dB/m	dB	dB	dB																																																																				
1 5180.00	106.96	68.30	38.66	97.96	35.07	10.74	36.81	0.00	247 PEAK																																																																			
Avg	<table border="1"> <thead> <tr> <th>Limit</th> <th>Read</th> <th>Ant</th> <th>Cable</th> <th>Preamp</th> <th>Aux</th> <th>Apos</th> <th>Tpos</th> <th>Remark</th> </tr> <tr> <th>Freq</th> <th>Level</th> <th>Line</th> <th>Margin</th> <th>Level</th> <th>Factor</th> <th>Loss</th> <th>Factor</th> <th>Factor</th> </tr> <tr> <th>MHz</th> <th>dBuV/m</th> <th>dBuV/m</th> <th>dB</th> <th>dBuV</th> <th>dB/m</th> <th>dB</th> <th>dB</th> <th>dB</th> </tr> </thead> <tbody> <tr> <td>1 5149.00</td> <td>44.49</td> <td>54.00</td> <td>-9.51</td> <td>35.57</td> <td>35.03</td> <td>10.69</td> <td>36.80</td> <td>0.00</td> <td>247 AVERAGE</td> </tr> </tbody> </table>	Limit	Read	Ant	Cable	Preamp	Aux	Apos	Tpos	Remark	Freq	Level	Line	Margin	Level	Factor	Loss	Factor	Factor	MHz	dBuV/m	dBuV/m	dB	dBuV	dB/m	dB	dB	dB	1 5149.00	44.49	54.00	-9.51	35.57	35.03	10.69	36.80	0.00	247 AVERAGE	<table border="1"> <thead> <tr> <th>Limit</th> <th>Read</th> <th>Ant</th> <th>Cable</th> <th>Preamp</th> <th>Aux</th> <th>Apos</th> <th>Tpos</th> <th>Remark</th> </tr> <tr> <th>Freq</th> <th>Level</th> <th>Line</th> <th>Margin</th> <th>Level</th> <th>Factor</th> <th>Loss</th> <th>Factor</th> <th>Factor</th> </tr> <tr> <th>MHz</th> <th>dBuV/m</th> <th>dBuV/m</th> <th>dB</th> <th>dBuV</th> <th>dB/m</th> <th>dB</th> <th>dB</th> <th>dB</th> </tr> </thead> <tbody> <tr> <td>1 5180.00</td> <td>99.23</td> <td>-----</td> <td>-----</td> <td>90.25</td> <td>35.06</td> <td>10.73</td> <td>36.81</td> <td>0.00</td> <td>247 AVERAGE</td> </tr> </tbody> </table>	Limit	Read	Ant	Cable	Preamp	Aux	Apos	Tpos	Remark	Freq	Level	Line	Margin	Level	Factor	Loss	Factor	Factor	MHz	dBuV/m	dBuV/m	dB	dBuV	dB/m	dB	dB	dB	1 5180.00	99.23	-----	-----	90.25	35.06	10.73	36.81	0.00	247 AVERAGE
Limit	Read	Ant	Cable	Preamp	Aux	Apos	Tpos	Remark																																																																				
Freq	Level	Line	Margin	Level	Factor	Loss	Factor	Factor																																																																				
MHz	dBuV/m	dBuV/m	dB	dBuV	dB/m	dB	dB	dB																																																																				
1 5149.00	44.49	54.00	-9.51	35.57	35.03	10.69	36.80	0.00	247 AVERAGE																																																																			
Limit	Read	Ant	Cable	Preamp	Aux	Apos	Tpos	Remark																																																																				
Freq	Level	Line	Margin	Level	Factor	Loss	Factor	Factor																																																																				
MHz	dBuV/m	dBuV/m	dB	dBuV	dB/m	dB	dB	dB																																																																				
1 5180.00	99.23	-----	-----	90.25	35.06	10.73	36.81	0.00	247 AVERAGE																																																																			



		10																																																																										
Mode	Band Edge																																																																											
	U-NII-1_5.15-5.25_802.11ac VHT20_CH36_Full_5180MHz																																																																											
Pol.	Vertical	Fundamental																																																																										
Peak	<table border="1"> <thead> <tr> <th>Limit</th> <th>Read</th> <th>Ant</th> <th>Cable</th> <th>Preamp</th> <th>Aux</th> <th>APos</th> <th>TPos</th> </tr> <tr> <th>Freq</th> <th>Level</th> <th>Line</th> <th>Margin</th> <th>Level</th> <th>Factor</th> <th>Loss</th> <th>Factor</th> </tr> <tr> <th>MHz</th> <th>dBuV/m</th> <th>dBuV/m</th> <th>dB</th> <th>dBuV</th> <th>dB/m</th> <th>dB</th> <th>dB</th> </tr> </thead> <tbody> <tr> <td>1</td> <td>5138.80</td> <td>52.02</td> <td>74.00</td> <td>-21.98</td> <td>43.12</td> <td>35.02</td> <td>10.68</td> <td>36.00</td> <td>0.00</td> <td>344</td> <td>0</td> <td>PEAK</td> </tr> </tbody> </table>	Limit	Read	Ant	Cable	Preamp	Aux	APos	TPos	Freq	Level	Line	Margin	Level	Factor	Loss	Factor	MHz	dBuV/m	dBuV/m	dB	dBuV	dB/m	dB	dB	1	5138.80	52.02	74.00	-21.98	43.12	35.02	10.68	36.00	0.00	344	0	PEAK	<table border="1"> <thead> <tr> <th>Limit</th> <th>Read</th> <th>Ant</th> <th>Cable</th> <th>Preamp</th> <th>Aux</th> <th>APos</th> <th>TPos</th> </tr> <tr> <th>Freq</th> <th>Level</th> <th>Line</th> <th>Margin</th> <th>Level</th> <th>Factor</th> <th>Loss</th> <th>Factor</th> </tr> <tr> <th>MHz</th> <th>dBuV/m</th> <th>dBuV/m</th> <th>dB</th> <th>dBuV</th> <th>dB/m</th> <th>dB</th> <th>dB</th> </tr> </thead> <tbody> <tr> <td>1</td> <td>5180.00</td> <td>103.35</td> <td>68.30</td> <td>35.05</td> <td>94.37</td> <td>35.06</td> <td>10.73</td> <td>36.81</td> <td>0.00</td> <td>344</td> <td>0</td> <td>PEAK</td> </tr> </tbody> </table>	Limit	Read	Ant	Cable	Preamp	Aux	APos	TPos	Freq	Level	Line	Margin	Level	Factor	Loss	Factor	MHz	dBuV/m	dBuV/m	dB	dBuV	dB/m	dB	dB	1	5180.00	103.35	68.30	35.05	94.37	35.06	10.73	36.81	0.00	344	0	PEAK
	Limit	Read	Ant	Cable	Preamp	Aux	APos	TPos																																																																				
Freq	Level	Line	Margin	Level	Factor	Loss	Factor																																																																					
MHz	dBuV/m	dBuV/m	dB	dBuV	dB/m	dB	dB																																																																					
1	5138.80	52.02	74.00	-21.98	43.12	35.02	10.68	36.00	0.00	344	0	PEAK																																																																
Limit	Read	Ant	Cable	Preamp	Aux	APos	TPos																																																																					
Freq	Level	Line	Margin	Level	Factor	Loss	Factor																																																																					
MHz	dBuV/m	dBuV/m	dB	dBuV	dB/m	dB	dB																																																																					
1	5180.00	103.35	68.30	35.05	94.37	35.06	10.73	36.81	0.00	344	0	PEAK																																																																
Avg	<table border="1"> <thead> <tr> <th>Limit</th> <th>Read</th> <th>Ant</th> <th>Cable</th> <th>Preamp</th> <th>Aux</th> <th>APos</th> <th>TPos</th> </tr> <tr> <th>Freq</th> <th>Level</th> <th>Line</th> <th>Margin</th> <th>Level</th> <th>Factor</th> <th>Loss</th> <th>Factor</th> </tr> <tr> <th>MHz</th> <th>dBuV/m</th> <th>dBuV/m</th> <th>dB</th> <th>dBuV</th> <th>dB/m</th> <th>dB</th> <th>dB</th> </tr> </thead> <tbody> <tr> <td>1</td> <td>5149.50</td> <td>42.27</td> <td>54.00</td> <td>-11.73</td> <td>33.35</td> <td>35.03</td> <td>10.69</td> <td>36.00</td> <td>0.00</td> <td>344</td> <td>0</td> <td>AVERAGE</td> </tr> </tbody> </table>	Limit	Read	Ant	Cable	Preamp	Aux	APos	TPos	Freq	Level	Line	Margin	Level	Factor	Loss	Factor	MHz	dBuV/m	dBuV/m	dB	dBuV	dB/m	dB	dB	1	5149.50	42.27	54.00	-11.73	33.35	35.03	10.69	36.00	0.00	344	0	AVERAGE	<table border="1"> <thead> <tr> <th>Limit</th> <th>Read</th> <th>Ant</th> <th>Cable</th> <th>Preamp</th> <th>Aux</th> <th>APos</th> <th>TPos</th> </tr> <tr> <th>Freq</th> <th>Level</th> <th>Line</th> <th>Margin</th> <th>Level</th> <th>Factor</th> <th>Loss</th> <th>Factor</th> </tr> <tr> <th>MHz</th> <th>dBuV/m</th> <th>dBuV/m</th> <th>dB</th> <th>dBuV</th> <th>dB/m</th> <th>dB</th> <th>dB</th> </tr> </thead> <tbody> <tr> <td>1</td> <td>5180.00</td> <td>94.13</td> <td>68.30</td> <td>25.83</td> <td>85.15</td> <td>35.06</td> <td>10.73</td> <td>36.81</td> <td>0.00</td> <td>344</td> <td>0</td> <td>AVERAGE</td> </tr> </tbody> </table>	Limit	Read	Ant	Cable	Preamp	Aux	APos	TPos	Freq	Level	Line	Margin	Level	Factor	Loss	Factor	MHz	dBuV/m	dBuV/m	dB	dBuV	dB/m	dB	dB	1	5180.00	94.13	68.30	25.83	85.15	35.06	10.73	36.81	0.00	344	0	AVERAGE
Limit	Read	Ant	Cable	Preamp	Aux	APos	TPos																																																																					
Freq	Level	Line	Margin	Level	Factor	Loss	Factor																																																																					
MHz	dBuV/m	dBuV/m	dB	dBuV	dB/m	dB	dB																																																																					
1	5149.50	42.27	54.00	-11.73	33.35	35.03	10.69	36.00	0.00	344	0	AVERAGE																																																																
Limit	Read	Ant	Cable	Preamp	Aux	APos	TPos																																																																					
Freq	Level	Line	Margin	Level	Factor	Loss	Factor																																																																					
MHz	dBuV/m	dBuV/m	dB	dBuV	dB/m	dB	dB																																																																					
1	5180.00	94.13	68.30	25.83	85.15	35.06	10.73	36.81	0.00	344	0	AVERAGE																																																																



Mode	10																																																																											
	Harmonic																																																																											
	U-NII-1_5.15-5.25_802.11ac VHT20_CH36_Full_5180MHz																																																																											
Pol.	Horizontal	Vertical																																																																										
Peak Avg	<table border="1"> <thead> <tr> <th>Limit</th> <th>Read</th> <th>Ant</th> <th>Cable</th> <th>Preamp</th> <th>Aux</th> <th>APos</th> <th>TPos</th> <th>Remark</th> </tr> <tr> <th>Freq</th> <th>Level</th> <th>Line</th> <th>Margin</th> <th>Level</th> <th>Factor</th> <th>Loss</th> <th>Factor</th> <th>Factor</th> </tr> <tr> <th>MHz</th> <th>dBuV/m</th> <th>dBuV/m</th> <th>dB</th> <th>dBuV</th> <th>dB/m</th> <th>dB</th> <th>dB</th> <th>dB</th> </tr> </thead> <tbody> <tr> <td>1 10360.00</td> <td>53.23</td> <td>68.30</td> <td>-15.07</td> <td>62.11</td> <td>38.32</td> <td>15.54</td> <td>62.74</td> <td>0.00</td> <td>100 360 PEAK</td> </tr> </tbody> </table>	Limit	Read	Ant	Cable	Preamp	Aux	APos	TPos	Remark	Freq	Level	Line	Margin	Level	Factor	Loss	Factor	Factor	MHz	dBuV/m	dBuV/m	dB	dBuV	dB/m	dB	dB	dB	1 10360.00	53.23	68.30	-15.07	62.11	38.32	15.54	62.74	0.00	100 360 PEAK	<table border="1"> <thead> <tr> <th>Limit</th> <th>Read</th> <th>Ant</th> <th>Cable</th> <th>Preamp</th> <th>Aux</th> <th>APos</th> <th>TPos</th> <th>Remark</th> </tr> <tr> <th>Freq</th> <th>Level</th> <th>Line</th> <th>Margin</th> <th>Level</th> <th>Factor</th> <th>Loss</th> <th>Factor</th> <th>Factor</th> </tr> <tr> <th>MHz</th> <th>dBuV/m</th> <th>dBuV/m</th> <th>dB</th> <th>dBuV</th> <th>dB/m</th> <th>dB</th> <th>dB</th> <th>dB</th> </tr> </thead> <tbody> <tr> <td>1 10360.00</td> <td>53.09</td> <td>68.30</td> <td>-15.21</td> <td>61.97</td> <td>38.32</td> <td>15.54</td> <td>62.74</td> <td>0.00</td> <td>300 360 PEAK</td> </tr> </tbody> </table>	Limit	Read	Ant	Cable	Preamp	Aux	APos	TPos	Remark	Freq	Level	Line	Margin	Level	Factor	Loss	Factor	Factor	MHz	dBuV/m	dBuV/m	dB	dBuV	dB/m	dB	dB	dB	1 10360.00	53.09	68.30	-15.21	61.97	38.32	15.54	62.74	0.00	300 360 PEAK
Limit	Read	Ant	Cable	Preamp	Aux	APos	TPos	Remark																																																																				
Freq	Level	Line	Margin	Level	Factor	Loss	Factor	Factor																																																																				
MHz	dBuV/m	dBuV/m	dB	dBuV	dB/m	dB	dB	dB																																																																				
1 10360.00	53.23	68.30	-15.07	62.11	38.32	15.54	62.74	0.00	100 360 PEAK																																																																			
Limit	Read	Ant	Cable	Preamp	Aux	APos	TPos	Remark																																																																				
Freq	Level	Line	Margin	Level	Factor	Loss	Factor	Factor																																																																				
MHz	dBuV/m	dBuV/m	dB	dBuV	dB/m	dB	dB	dB																																																																				
1 10360.00	53.09	68.30	-15.21	61.97	38.32	15.54	62.74	0.00	300 360 PEAK																																																																			



Mode	11																																																																									
	Harmonic																																																																									
	U-NII-1_5.15-5.25_802.11ac VHT20_CH44_Full_5220MHz																																																																									
Pol.	Horizontal	Vertical																																																																								
Peak Avg	<table border="1"> <thead> <tr> <th>Limit</th> <th>Read</th> <th>Ant</th> <th>Cable</th> <th>Preamp</th> <th>Aux</th> <th>APos</th> <th>TPos</th> <th>Remark</th> </tr> <tr> <th>Freq</th> <th>Level</th> <th>Line</th> <th>Margin</th> <th>Level</th> <th>Factor</th> <th>Loss</th> <th>Factor</th> <th>Factor</th> </tr> <tr> <th>MHz</th> <th>dBuV/m</th> <th>dBuV/m</th> <th>dB</th> <th>dBuV</th> <th>dB/m</th> <th>dB</th> <th>dB</th> <th>dB</th> </tr> </thead> <tbody> <tr> <td>1 10440.00</td> <td>52.16</td> <td>68.30</td> <td>-16.14</td> <td>60.91</td> <td>38.35</td> <td>15.58</td> <td>62.68</td> <td>0.00</td> </tr> </tbody> </table>	Limit	Read	Ant	Cable	Preamp	Aux	APos	TPos	Remark	Freq	Level	Line	Margin	Level	Factor	Loss	Factor	Factor	MHz	dBuV/m	dBuV/m	dB	dBuV	dB/m	dB	dB	dB	1 10440.00	52.16	68.30	-16.14	60.91	38.35	15.58	62.68	0.00	<table border="1"> <thead> <tr> <th>Limit</th> <th>Read</th> <th>Ant</th> <th>Cable</th> <th>Preamp</th> <th>Aux</th> <th>APos</th> <th>TPos</th> <th>Remark</th> </tr> <tr> <th>Freq</th> <th>Level</th> <th>Line</th> <th>Margin</th> <th>Level</th> <th>Factor</th> <th>Loss</th> <th>Factor</th> <th>Factor</th> </tr> <tr> <th>MHz</th> <th>dBuV/m</th> <th>dBuV/m</th> <th>dB</th> <th>dBuV</th> <th>dB/m</th> <th>dB</th> <th>dB</th> <th>dB</th> </tr> </thead> <tbody> <tr> <td>1 10440.00</td> <td>50.17</td> <td>68.30</td> <td>-18.13</td> <td>58.92</td> <td>38.35</td> <td>15.58</td> <td>62.68</td> <td>0.00</td> </tr> </tbody> </table>	Limit	Read	Ant	Cable	Preamp	Aux	APos	TPos	Remark	Freq	Level	Line	Margin	Level	Factor	Loss	Factor	Factor	MHz	dBuV/m	dBuV/m	dB	dBuV	dB/m	dB	dB	dB	1 10440.00	50.17	68.30	-18.13	58.92	38.35	15.58	62.68	0.00
Limit	Read	Ant	Cable	Preamp	Aux	APos	TPos	Remark																																																																		
Freq	Level	Line	Margin	Level	Factor	Loss	Factor	Factor																																																																		
MHz	dBuV/m	dBuV/m	dB	dBuV	dB/m	dB	dB	dB																																																																		
1 10440.00	52.16	68.30	-16.14	60.91	38.35	15.58	62.68	0.00																																																																		
Limit	Read	Ant	Cable	Preamp	Aux	APos	TPos	Remark																																																																		
Freq	Level	Line	Margin	Level	Factor	Loss	Factor	Factor																																																																		
MHz	dBuV/m	dBuV/m	dB	dBuV	dB/m	dB	dB	dB																																																																		
1 10440.00	50.17	68.30	-18.13	58.92	38.35	15.58	62.68	0.00																																																																		



Mode	12																																																																																	
	Harmonic																																																																																	
	U-NII-1_5.15-5.25_802.11ac VHT20_CH48_Full_5240MHz																																																																																	
Pol.	Horizontal	Vertical																																																																																
Peak Avg	<table border="1"> <thead> <tr> <th>Limit</th> <th>Read</th> <th>Ant</th> <th>Cable</th> <th>Preamp</th> <th>Aux</th> <th>APos</th> <th>TPos</th> <th>Remark</th> </tr> <tr> <th>Freq</th> <th>Level</th> <th>Line</th> <th>Margin</th> <th>Level</th> <th>Factor</th> <th>Loss</th> <th>Factor</th> <th>Factor</th> </tr> <tr> <th>MHz</th> <th>dBuV/m</th> <th>dBuV/m</th> <th>dB</th> <th>dBuV</th> <th>dB/m</th> <th>dB</th> <th>dB</th> <th>dB</th> </tr> </thead> <tbody> <tr> <td>1</td> <td>10480.00</td> <td>50.86</td> <td>68.30</td> <td>-17.44</td> <td>59.55</td> <td>38.36</td> <td>15.60</td> <td>62.65</td> <td>0.00</td> <td>100</td> <td>360</td> <td>PEAK</td> </tr> </tbody> </table>	Limit	Read	Ant	Cable	Preamp	Aux	APos	TPos	Remark	Freq	Level	Line	Margin	Level	Factor	Loss	Factor	Factor	MHz	dBuV/m	dBuV/m	dB	dBuV	dB/m	dB	dB	dB	1	10480.00	50.86	68.30	-17.44	59.55	38.36	15.60	62.65	0.00	100	360	PEAK	<table border="1"> <thead> <tr> <th>Limit</th> <th>Read</th> <th>Ant</th> <th>Cable</th> <th>Preamp</th> <th>Aux</th> <th>APos</th> <th>TPos</th> <th>Remark</th> </tr> <tr> <th>Freq</th> <th>Level</th> <th>Line</th> <th>Margin</th> <th>Level</th> <th>Factor</th> <th>Loss</th> <th>Factor</th> <th>Factor</th> </tr> <tr> <th>MHz</th> <th>dBuV/m</th> <th>dBuV/m</th> <th>dB</th> <th>dBuV</th> <th>dB/m</th> <th>dB</th> <th>dB</th> <th>dB</th> </tr> </thead> <tbody> <tr> <td>1</td> <td>10480.00</td> <td>48.93</td> <td>68.30</td> <td>-19.37</td> <td>57.62</td> <td>38.36</td> <td>15.60</td> <td>62.65</td> <td>0.00</td> <td>300</td> <td>360</td> <td>PEAK</td> </tr> </tbody> </table>	Limit	Read	Ant	Cable	Preamp	Aux	APos	TPos	Remark	Freq	Level	Line	Margin	Level	Factor	Loss	Factor	Factor	MHz	dBuV/m	dBuV/m	dB	dBuV	dB/m	dB	dB	dB	1	10480.00	48.93	68.30	-19.37	57.62	38.36	15.60	62.65	0.00	300	360	PEAK
Limit	Read	Ant	Cable	Preamp	Aux	APos	TPos	Remark																																																																										
Freq	Level	Line	Margin	Level	Factor	Loss	Factor	Factor																																																																										
MHz	dBuV/m	dBuV/m	dB	dBuV	dB/m	dB	dB	dB																																																																										
1	10480.00	50.86	68.30	-17.44	59.55	38.36	15.60	62.65	0.00	100	360	PEAK																																																																						
Limit	Read	Ant	Cable	Preamp	Aux	APos	TPos	Remark																																																																										
Freq	Level	Line	Margin	Level	Factor	Loss	Factor	Factor																																																																										
MHz	dBuV/m	dBuV/m	dB	dBuV	dB/m	dB	dB	dB																																																																										
1	10480.00	48.93	68.30	-19.37	57.62	38.36	15.60	62.65	0.00	300	360	PEAK																																																																						



		13																																																																																																												
Mode	Harmonic																																																																																																													
	U-NII-2A_5.25-5.35_802.11ac VHT20_CH52_Full_5280MHz																																																																																																													
Pol.	Horizontal		Vertical																																																																																																											
Peak Avg																																																																																																														
	<table border="1"> <thead> <tr> <th>Limit</th> <th>Over</th> <th>Read</th> <th>Ant</th> <th>Cable</th> <th>Preamp</th> <th>Aux</th> <th>APos</th> <th>TPos</th> <th>Remark</th> </tr> <tr> <th>Freq</th> <th>Level</th> <th>Line</th> <th>Level</th> <th>Factor</th> <th>Loss</th> <th>Factor</th> <th>Factor</th> <th></th> <th></th> </tr> <tr> <th>MHz</th> <th>dBuV/m</th> <th>dBuV/m</th> <th>dB</th> <th>dBuV</th> <th>dB/m</th> <th>dB</th> <th>dB</th> <th>cm</th> <th>deg</th> </tr> </thead> <tbody> <tr> <td>1</td> <td>7044.00</td> <td>61.07</td> <td>68.30</td> <td>-7.23</td> <td>75.54</td> <td>36.51</td> <td>12.49</td> <td>63.47</td> <td>0.00</td> <td>100</td> <td>249 Peak</td> </tr> <tr> <td>2</td> <td>10520.00</td> <td>50.26</td> <td>68.30</td> <td>-18.04</td> <td>58.88</td> <td>38.37</td> <td>15.62</td> <td>62.61</td> <td>0.00</td> <td>100</td> <td>201 Peak</td> </tr> </tbody> </table>		Limit	Over	Read	Ant	Cable	Preamp	Aux	APos	TPos	Remark	Freq	Level	Line	Level	Factor	Loss	Factor	Factor			MHz	dBuV/m	dBuV/m	dB	dBuV	dB/m	dB	dB	cm	deg	1	7044.00	61.07	68.30	-7.23	75.54	36.51	12.49	63.47	0.00	100	249 Peak	2	10520.00	50.26	68.30	-18.04	58.88	38.37	15.62	62.61	0.00	100	201 Peak	<table border="1"> <thead> <tr> <th>Limit</th> <th>Over</th> <th>Read</th> <th>Ant</th> <th>Cable</th> <th>Preamp</th> <th>Aux</th> <th>APos</th> <th>TPos</th> <th>Remark</th> </tr> <tr> <th>Freq</th> <th>Level</th> <th>Line</th> <th>Level</th> <th>Factor</th> <th>Loss</th> <th>Factor</th> <th>Factor</th> <th></th> <th></th> </tr> <tr> <th>MHz</th> <th>dBuV/m</th> <th>dBuV/m</th> <th>dB</th> <th>dBuV</th> <th>dB/m</th> <th>dB</th> <th>dB</th> <th>cm</th> <th>deg</th> </tr> </thead> <tbody> <tr> <td>1</td> <td>7044.00</td> <td>54.79</td> <td>68.30</td> <td>-13.51</td> <td>69.26</td> <td>36.51</td> <td>12.49</td> <td>63.47</td> <td>0.00</td> <td>100</td> <td>159 Peak</td> </tr> <tr> <td>2</td> <td>10520.00</td> <td>49.82</td> <td>68.30</td> <td>-18.48</td> <td>58.44</td> <td>38.37</td> <td>15.62</td> <td>62.61</td> <td>0.00</td> <td>100</td> <td>273 Peak</td> </tr> </tbody> </table>	Limit	Over	Read	Ant	Cable	Preamp	Aux	APos	TPos	Remark	Freq	Level	Line	Level	Factor	Loss	Factor	Factor			MHz	dBuV/m	dBuV/m	dB	dBuV	dB/m	dB	dB	cm	deg	1	7044.00	54.79	68.30	-13.51	69.26	36.51	12.49	63.47	0.00	100	159 Peak	2	10520.00	49.82	68.30	-18.48	58.44	38.37	15.62	62.61	0.00	100
Limit	Over	Read	Ant	Cable	Preamp	Aux	APos	TPos	Remark																																																																																																					
Freq	Level	Line	Level	Factor	Loss	Factor	Factor																																																																																																							
MHz	dBuV/m	dBuV/m	dB	dBuV	dB/m	dB	dB	cm	deg																																																																																																					
1	7044.00	61.07	68.30	-7.23	75.54	36.51	12.49	63.47	0.00	100	249 Peak																																																																																																			
2	10520.00	50.26	68.30	-18.04	58.88	38.37	15.62	62.61	0.00	100	201 Peak																																																																																																			
Limit	Over	Read	Ant	Cable	Preamp	Aux	APos	TPos	Remark																																																																																																					
Freq	Level	Line	Level	Factor	Loss	Factor	Factor																																																																																																							
MHz	dBuV/m	dBuV/m	dB	dBuV	dB/m	dB	dB	cm	deg																																																																																																					
1	7044.00	54.79	68.30	-13.51	69.26	36.51	12.49	63.47	0.00	100	159 Peak																																																																																																			
2	10520.00	49.82	68.30	-18.48	58.44	38.37	15.62	62.61	0.00	100	273 Peak																																																																																																			



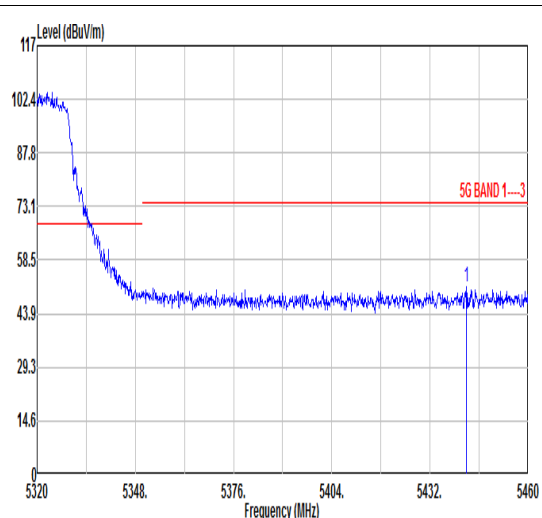
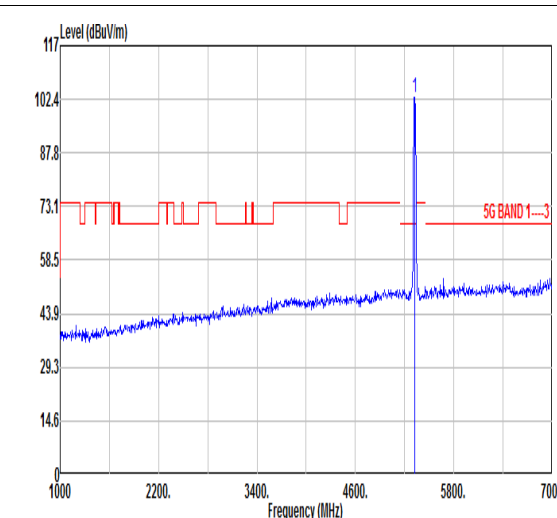
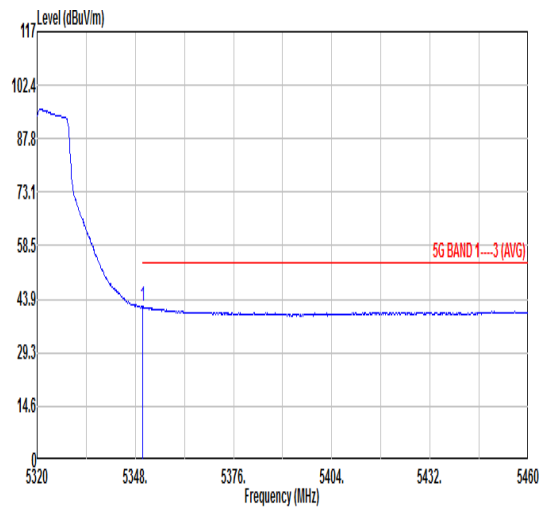
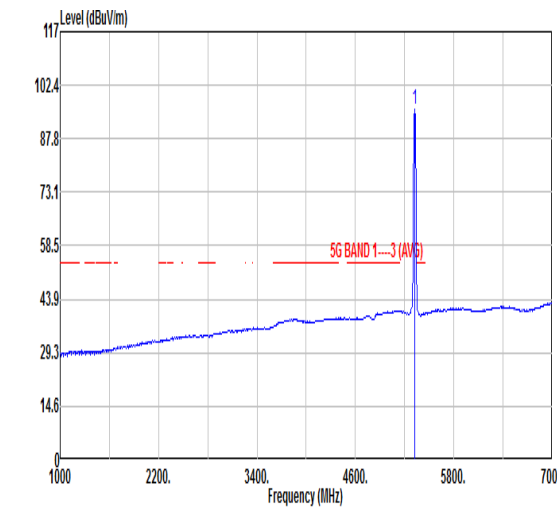
Mode	14																																																																																																																																					
	Harmonic																																																																																																																																					
	U-NII-2A_5.25-5.35_802.11ac_VHT20_CH60_Full_5300MHz																																																																																																																																					
Pol.	Horizontal	Vertical																																																																																																																																				
Peak Avg	<table border="1"> <thead> <tr> <th>Limit</th> <th>Read</th> <th>Ant</th> <th>Cable</th> <th>Preamp</th> <th>Aux</th> <th>APos</th> <th>TPos</th> <th>Remark</th> </tr> <tr> <th>Freq</th> <th>Level</th> <th>Line</th> <th>Margin</th> <th>Level</th> <th>Factor</th> <th>Loss</th> <th>Factor</th> <th>Factor</th> </tr> <tr> <th>MHz</th> <th>dBuV/m</th> <th>dBuV/m</th> <th>dB</th> <th>dBuV</th> <th>dB/m</th> <th>dB</th> <th>dB</th> <th>dB</th> </tr> </thead> <tbody> <tr> <td>1</td> <td>7077.00</td> <td>59.21</td> <td>68.30</td> <td>-9.09</td> <td>73.68</td> <td>36.52</td> <td>12.52</td> <td>63.51</td> <td>0.00</td> <td>100</td> <td>245</td> <td>Peak</td> </tr> <tr> <td>2</td> <td>10600.01</td> <td>48.48</td> <td>74.00</td> <td>-25.52</td> <td>56.97</td> <td>38.40</td> <td>15.66</td> <td>62.55</td> <td>0.00</td> <td>103</td> <td>344</td> <td>PEAK</td> </tr> <tr> <td>3</td> <td>10600.01</td> <td>37.47</td> <td>54.00</td> <td>-16.53</td> <td>45.96</td> <td>38.40</td> <td>15.66</td> <td>62.55</td> <td>0.00</td> <td>103</td> <td>344</td> <td>AVERAGE</td> </tr> </tbody> </table>	Limit	Read	Ant	Cable	Preamp	Aux	APos	TPos	Remark	Freq	Level	Line	Margin	Level	Factor	Loss	Factor	Factor	MHz	dBuV/m	dBuV/m	dB	dBuV	dB/m	dB	dB	dB	1	7077.00	59.21	68.30	-9.09	73.68	36.52	12.52	63.51	0.00	100	245	Peak	2	10600.01	48.48	74.00	-25.52	56.97	38.40	15.66	62.55	0.00	103	344	PEAK	3	10600.01	37.47	54.00	-16.53	45.96	38.40	15.66	62.55	0.00	103	344	AVERAGE	<table border="1"> <thead> <tr> <th>Limit</th> <th>Read</th> <th>Ant</th> <th>Cable</th> <th>Preamp</th> <th>Aux</th> <th>APos</th> <th>TPos</th> <th>Remark</th> </tr> <tr> <th>Freq</th> <th>Level</th> <th>Line</th> <th>Margin</th> <th>Level</th> <th>Factor</th> <th>Loss</th> <th>Factor</th> <th>Factor</th> </tr> <tr> <th>MHz</th> <th>dBuV/m</th> <th>dBuV/m</th> <th>dB</th> <th>dBuV</th> <th>dB/m</th> <th>dB</th> <th>dB</th> <th>dB</th> </tr> </thead> <tbody> <tr> <td>1</td> <td>7077.00</td> <td>52.61</td> <td>68.30</td> <td>-15.69</td> <td>67.08</td> <td>36.52</td> <td>12.52</td> <td>63.51</td> <td>0.00</td> <td>300</td> <td>70</td> <td>Peak</td> </tr> <tr> <td>2</td> <td>10600.01</td> <td>52.34</td> <td>74.00</td> <td>-21.66</td> <td>60.83</td> <td>38.40</td> <td>15.66</td> <td>62.55</td> <td>0.00</td> <td>100</td> <td>76</td> <td>PEAK</td> </tr> <tr> <td>3</td> <td>10600.01</td> <td>41.06</td> <td>54.00</td> <td>-12.94</td> <td>49.55</td> <td>38.40</td> <td>15.66</td> <td>62.55</td> <td>0.00</td> <td>100</td> <td>76</td> <td>AVERAGE</td> </tr> </tbody> </table>	Limit	Read	Ant	Cable	Preamp	Aux	APos	TPos	Remark	Freq	Level	Line	Margin	Level	Factor	Loss	Factor	Factor	MHz	dBuV/m	dBuV/m	dB	dBuV	dB/m	dB	dB	dB	1	7077.00	52.61	68.30	-15.69	67.08	36.52	12.52	63.51	0.00	300	70	Peak	2	10600.01	52.34	74.00	-21.66	60.83	38.40	15.66	62.55	0.00	100	76	PEAK	3	10600.01	41.06	54.00	-12.94	49.55	38.40	15.66	62.55	0.00	100	76	AVERAGE
Limit	Read	Ant	Cable	Preamp	Aux	APos	TPos	Remark																																																																																																																														
Freq	Level	Line	Margin	Level	Factor	Loss	Factor	Factor																																																																																																																														
MHz	dBuV/m	dBuV/m	dB	dBuV	dB/m	dB	dB	dB																																																																																																																														
1	7077.00	59.21	68.30	-9.09	73.68	36.52	12.52	63.51	0.00	100	245	Peak																																																																																																																										
2	10600.01	48.48	74.00	-25.52	56.97	38.40	15.66	62.55	0.00	103	344	PEAK																																																																																																																										
3	10600.01	37.47	54.00	-16.53	45.96	38.40	15.66	62.55	0.00	103	344	AVERAGE																																																																																																																										
Limit	Read	Ant	Cable	Preamp	Aux	APos	TPos	Remark																																																																																																																														
Freq	Level	Line	Margin	Level	Factor	Loss	Factor	Factor																																																																																																																														
MHz	dBuV/m	dBuV/m	dB	dBuV	dB/m	dB	dB	dB																																																																																																																														
1	7077.00	52.61	68.30	-15.69	67.08	36.52	12.52	63.51	0.00	300	70	Peak																																																																																																																										
2	10600.01	52.34	74.00	-21.66	60.83	38.40	15.66	62.55	0.00	100	76	PEAK																																																																																																																										
3	10600.01	41.06	54.00	-12.94	49.55	38.40	15.66	62.55	0.00	100	76	AVERAGE																																																																																																																										





		15																																																																																							
Mode	Band Edge																																																																																								
	U-NII-2A_5.25-5.35_802.11ac_VHT20_CH64_Full_5320MHz																																																																																								
Pol.	Horizontal		Fundamental																																																																																						
Peak																																																																																									
	<table border="1"> <thead> <tr> <th>Limit</th> <th>Read</th> <th>Ant</th> <th>Cable</th> <th>Preamp</th> <th>Aux</th> <th>APos</th> <th>TPos</th> <th colspan="2"></th> </tr> <tr> <th>Freq</th> <th>Level</th> <th>Line</th> <th>Margin</th> <th>Level</th> <th>Factor</th> <th>Loss</th> <th>Factor</th> <th>Factor</th> <th>Remark</th> </tr> <tr> <th>MHz</th> <th>dBuV/m</th> <th>dBuV/m</th> <th>dB</th> <th>dBuV</th> <th>dB/m</th> <th>dB</th> <th>dB</th> <th>dB</th> <th>cm</th> <th>deg</th> </tr> </thead> <tbody> <tr> <td>1</td> <td>5330.32</td> <td>54.94</td> <td>74.00</td> <td>-19.06</td> <td>45.52</td> <td>35.23</td> <td>11.00</td> <td>36.81</td> <td>0.00</td> <td>100</td> <td>244</td> <td>PEAK</td> </tr> </tbody> </table>	Limit	Read	Ant	Cable	Preamp	Aux	APos	TPos			Freq	Level	Line	Margin	Level	Factor	Loss	Factor	Factor	Remark	MHz	dBuV/m	dBuV/m	dB	dBuV	dB/m	dB	dB	dB	cm	deg	1	5330.32	54.94	74.00	-19.06	45.52	35.23	11.00	36.81	0.00	100	244	PEAK	<table border="1"> <thead> <tr> <th>Limit</th> <th>Read</th> <th>Ant</th> <th>Cable</th> <th>Preamp</th> <th>Aux</th> <th>APos</th> <th>TPos</th> <th colspan="2"></th> </tr> <tr> <th>Freq</th> <th>Level</th> <th>Line</th> <th>Margin</th> <th>Level</th> <th>Factor</th> <th>Loss</th> <th>Factor</th> <th>Factor</th> <th>Remark</th> </tr> <tr> <th>MHz</th> <th>dBuV/m</th> <th>dBuV/m</th> <th>dB</th> <th>dBuV</th> <th>dB/m</th> <th>dB</th> <th>dB</th> <th>dB</th> <th>cm</th> <th>deg</th> </tr> </thead> <tbody> <tr> <td>1</td> <td>5320.00</td> <td>107.93</td> <td>10.00</td> <td>97.93</td> <td>98.60</td> <td>35.20</td> <td>10.94</td> <td>36.81</td> <td>0.00</td> <td>100</td> <td>244</td> <td>PEAK</td> </tr> </tbody> </table>	Limit	Read	Ant	Cable	Preamp	Aux	APos	TPos			Freq	Level	Line	Margin	Level	Factor	Loss	Factor	Factor	Remark	MHz	dBuV/m	dBuV/m	dB	dBuV	dB/m	dB	dB	dB	cm	deg	1	5320.00	107.93	10.00	97.93	98.60	35.20	10.94	36.81	0.00	100	244
Limit	Read	Ant	Cable	Preamp	Aux	APos	TPos																																																																																		
Freq	Level	Line	Margin	Level	Factor	Loss	Factor	Factor	Remark																																																																																
MHz	dBuV/m	dBuV/m	dB	dBuV	dB/m	dB	dB	dB	cm	deg																																																																															
1	5330.32	54.94	74.00	-19.06	45.52	35.23	11.00	36.81	0.00	100	244	PEAK																																																																													
Limit	Read	Ant	Cable	Preamp	Aux	APos	TPos																																																																																		
Freq	Level	Line	Margin	Level	Factor	Loss	Factor	Factor	Remark																																																																																
MHz	dBuV/m	dBuV/m	dB	dBuV	dB/m	dB	dB	dB	cm	deg																																																																															
1	5320.00	107.93	10.00	97.93	98.60	35.20	10.94	36.81	0.00	100	244	PEAK																																																																													
Avg																																																																																									
	<table border="1"> <thead> <tr> <th>Limit</th> <th>Read</th> <th>Ant</th> <th>Cable</th> <th>Preamp</th> <th>Aux</th> <th>APos</th> <th>TPos</th> <th colspan="2"></th> </tr> <tr> <th>Freq</th> <th>Level</th> <th>Line</th> <th>Margin</th> <th>Level</th> <th>Factor</th> <th>Loss</th> <th>Factor</th> <th>Factor</th> <th>Remark</th> </tr> <tr> <th>MHz</th> <th>dBuV/m</th> <th>dBuV/m</th> <th>dB</th> <th>dBuV</th> <th>dB/m</th> <th>dB</th> <th>dB</th> <th>dB</th> <th>cm</th> <th>deg</th> </tr> </thead> <tbody> <tr> <td>1</td> <td>5350.66</td> <td>45.10</td> <td>54.00</td> <td>-8.90</td> <td>35.69</td> <td>35.23</td> <td>10.99</td> <td>36.81</td> <td>0.00</td> <td>100</td> <td>244</td> <td>AVERAGE</td> </tr> </tbody> </table>	Limit	Read	Ant	Cable	Preamp	Aux	APos	TPos			Freq	Level	Line	Margin	Level	Factor	Loss	Factor	Factor	Remark	MHz	dBuV/m	dBuV/m	dB	dBuV	dB/m	dB	dB	dB	cm	deg	1	5350.66	45.10	54.00	-8.90	35.69	35.23	10.99	36.81	0.00	100	244	AVERAGE	<table border="1"> <thead> <tr> <th>Limit</th> <th>Read</th> <th>Ant</th> <th>Cable</th> <th>Preamp</th> <th>Aux</th> <th>APos</th> <th>TPos</th> <th colspan="2"></th> </tr> <tr> <th>Freq</th> <th>Level</th> <th>Line</th> <th>Margin</th> <th>Level</th> <th>Factor</th> <th>Loss</th> <th>Factor</th> <th>Factor</th> <th>Remark</th> </tr> <tr> <th>MHz</th> <th>dBuV/m</th> <th>dBuV/m</th> <th>dB</th> <th>dBuV</th> <th>dB/m</th> <th>dB</th> <th>dB</th> <th>dB</th> <th>cm</th> <th>deg</th> </tr> </thead> <tbody> <tr> <td>1</td> <td>5320.00</td> <td>99.41</td> <td>68.30</td> <td>31.11</td> <td>90.07</td> <td>35.20</td> <td>10.95</td> <td>36.81</td> <td>0.00</td> <td>100</td> <td>244</td> <td>AVERAGE</td> </tr> </tbody> </table>	Limit	Read	Ant	Cable	Preamp	Aux	APos	TPos			Freq	Level	Line	Margin	Level	Factor	Loss	Factor	Factor	Remark	MHz	dBuV/m	dBuV/m	dB	dBuV	dB/m	dB	dB	dB	cm	deg	1	5320.00	99.41	68.30	31.11	90.07	35.20	10.95	36.81	0.00	100	244
Limit	Read	Ant	Cable	Preamp	Aux	APos	TPos																																																																																		
Freq	Level	Line	Margin	Level	Factor	Loss	Factor	Factor	Remark																																																																																
MHz	dBuV/m	dBuV/m	dB	dBuV	dB/m	dB	dB	dB	cm	deg																																																																															
1	5350.66	45.10	54.00	-8.90	35.69	35.23	10.99	36.81	0.00	100	244	AVERAGE																																																																													
Limit	Read	Ant	Cable	Preamp	Aux	APos	TPos																																																																																		
Freq	Level	Line	Margin	Level	Factor	Loss	Factor	Factor	Remark																																																																																
MHz	dBuV/m	dBuV/m	dB	dBuV	dB/m	dB	dB	dB	cm	deg																																																																															
1	5320.00	99.41	68.30	31.11	90.07	35.20	10.95	36.81	0.00	100	244	AVERAGE																																																																													



		15																																																																										
Mode	Band Edge																																																																											
	U-NII-2A_5.25-5.35_802.11ac_VHT20_CH64_Full_5320MHz																																																																											
Pol.	Vertical	Fundamental																																																																										
Peak	 <p>Level (dBuV/m) vs Frequency (MHz) for Vertical. Peak at 5442.36 MHz.</p> <table border="1"> <thead> <tr> <th>Limit</th> <th>Read</th> <th>Ant</th> <th>Cable</th> <th>Preamp</th> <th>Aux</th> <th>APos</th> <th>TPos</th> </tr> <tr> <th>Freq</th> <th>Level</th> <th>Line</th> <th>Margin</th> <th>Level</th> <th>Factor</th> <th>Loss</th> <th>Factor</th> </tr> <tr> <th>MHz</th> <th>dBuV/m</th> <th>dBuV/m</th> <th>dB</th> <th>dBuV</th> <th>dB/m</th> <th>dB</th> <th>dB</th> </tr> </thead> <tbody> <tr> <td>1</td> <td>5442.36</td> <td>51.35</td> <td>74.00</td> <td>-22.65</td> <td>41.78</td> <td>35.30</td> <td>11.00</td> <td>36.81</td> <td>0.00</td> <td>389</td> <td>32</td> <td>PEAK</td> </tr> </tbody> </table>	Limit	Read	Ant	Cable	Preamp	Aux	APos	TPos	Freq	Level	Line	Margin	Level	Factor	Loss	Factor	MHz	dBuV/m	dBuV/m	dB	dBuV	dB/m	dB	dB	1	5442.36	51.35	74.00	-22.65	41.78	35.30	11.00	36.81	0.00	389	32	PEAK	 <p>Level (dBuV/m) vs Frequency (MHz) for Fundamental. Peak at 5320.00 MHz.</p> <table border="1"> <thead> <tr> <th>Limit</th> <th>Read</th> <th>Ant</th> <th>Cable</th> <th>Preamp</th> <th>Aux</th> <th>APos</th> <th>TPos</th> </tr> <tr> <th>Freq</th> <th>Level</th> <th>Line</th> <th>Margin</th> <th>Level</th> <th>Factor</th> <th>Loss</th> <th>Factor</th> </tr> <tr> <th>MHz</th> <th>dBuV/m</th> <th>dBuV/m</th> <th>dB</th> <th>dBuV</th> <th>dB/m</th> <th>dB</th> <th>dB</th> </tr> </thead> <tbody> <tr> <td>1</td> <td>5320.00</td> <td>102.80</td> <td>68.30</td> <td>34.50</td> <td>93.49</td> <td>35.19</td> <td>10.93</td> <td>36.81</td> <td>0.00</td> <td>389</td> <td>32</td> <td>PEAK</td> </tr> </tbody> </table>	Limit	Read	Ant	Cable	Preamp	Aux	APos	TPos	Freq	Level	Line	Margin	Level	Factor	Loss	Factor	MHz	dBuV/m	dBuV/m	dB	dBuV	dB/m	dB	dB	1	5320.00	102.80	68.30	34.50	93.49	35.19	10.93	36.81	0.00	389	32	PEAK
	Limit	Read	Ant	Cable	Preamp	Aux	APos	TPos																																																																				
Freq	Level	Line	Margin	Level	Factor	Loss	Factor																																																																					
MHz	dBuV/m	dBuV/m	dB	dBuV	dB/m	dB	dB																																																																					
1	5442.36	51.35	74.00	-22.65	41.78	35.30	11.00	36.81	0.00	389	32	PEAK																																																																
Limit	Read	Ant	Cable	Preamp	Aux	APos	TPos																																																																					
Freq	Level	Line	Margin	Level	Factor	Loss	Factor																																																																					
MHz	dBuV/m	dBuV/m	dB	dBuV	dB/m	dB	dB																																																																					
1	5320.00	102.80	68.30	34.50	93.49	35.19	10.93	36.81	0.00	389	32	PEAK																																																																
Avg	 <p>Level (dBuV/m) vs Frequency (MHz) for Vertical Average. Peak at 5350.10 MHz.</p> <table border="1"> <thead> <tr> <th>Limit</th> <th>Read</th> <th>Ant</th> <th>Cable</th> <th>Preamp</th> <th>Aux</th> <th>APos</th> <th>TPos</th> </tr> <tr> <th>Freq</th> <th>Level</th> <th>Line</th> <th>Margin</th> <th>Level</th> <th>Factor</th> <th>Loss</th> <th>Factor</th> </tr> <tr> <th>MHz</th> <th>dBuV/m</th> <th>dBuV/m</th> <th>dB</th> <th>dBuV</th> <th>dB/m</th> <th>dB</th> <th>dB</th> </tr> </thead> <tbody> <tr> <td>1</td> <td>5350.10</td> <td>41.81</td> <td>54.00</td> <td>-12.19</td> <td>32.40</td> <td>35.23</td> <td>10.99</td> <td>36.81</td> <td>0.00</td> <td>389</td> <td>32</td> <td>AVERAGE</td> </tr> </tbody> </table>	Limit	Read	Ant	Cable	Preamp	Aux	APos	TPos	Freq	Level	Line	Margin	Level	Factor	Loss	Factor	MHz	dBuV/m	dBuV/m	dB	dBuV	dB/m	dB	dB	1	5350.10	41.81	54.00	-12.19	32.40	35.23	10.99	36.81	0.00	389	32	AVERAGE	 <p>Level (dBuV/m) vs Frequency (MHz) for Fundamental Average. Peak at 5320.00 MHz.</p> <table border="1"> <thead> <tr> <th>Limit</th> <th>Read</th> <th>Ant</th> <th>Cable</th> <th>Preamp</th> <th>Aux</th> <th>APos</th> <th>TPos</th> </tr> <tr> <th>Freq</th> <th>Level</th> <th>Line</th> <th>Margin</th> <th>Level</th> <th>Factor</th> <th>Loss</th> <th>Factor</th> </tr> <tr> <th>MHz</th> <th>dBuV/m</th> <th>dBuV/m</th> <th>dB</th> <th>dBuV</th> <th>dB/m</th> <th>dB</th> <th>dB</th> </tr> </thead> <tbody> <tr> <td>1</td> <td>5320.00</td> <td>95.82</td> <td>68.30</td> <td>27.52</td> <td>86.48</td> <td>35.20</td> <td>10.95</td> <td>36.81</td> <td>0.00</td> <td>389</td> <td>32</td> <td>AVERAGE</td> </tr> </tbody> </table>	Limit	Read	Ant	Cable	Preamp	Aux	APos	TPos	Freq	Level	Line	Margin	Level	Factor	Loss	Factor	MHz	dBuV/m	dBuV/m	dB	dBuV	dB/m	dB	dB	1	5320.00	95.82	68.30	27.52	86.48	35.20	10.95	36.81	0.00	389	32	AVERAGE
Limit	Read	Ant	Cable	Preamp	Aux	APos	TPos																																																																					
Freq	Level	Line	Margin	Level	Factor	Loss	Factor																																																																					
MHz	dBuV/m	dBuV/m	dB	dBuV	dB/m	dB	dB																																																																					
1	5350.10	41.81	54.00	-12.19	32.40	35.23	10.99	36.81	0.00	389	32	AVERAGE																																																																
Limit	Read	Ant	Cable	Preamp	Aux	APos	TPos																																																																					
Freq	Level	Line	Margin	Level	Factor	Loss	Factor																																																																					
MHz	dBuV/m	dBuV/m	dB	dBuV	dB/m	dB	dB																																																																					
1	5320.00	95.82	68.30	27.52	86.48	35.20	10.95	36.81	0.00	389	32	AVERAGE																																																																

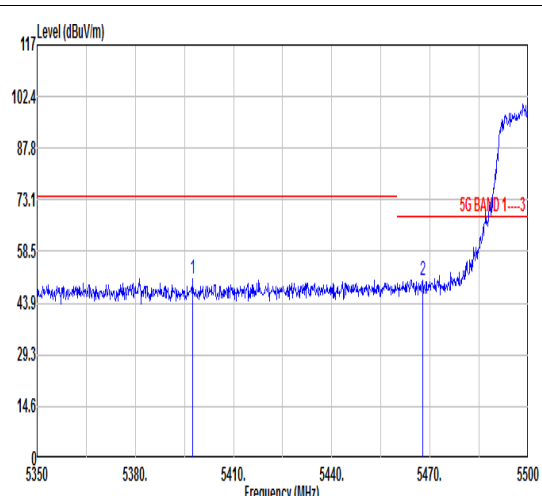
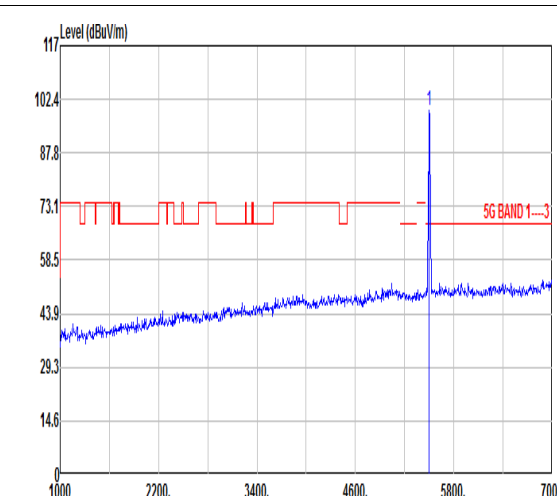
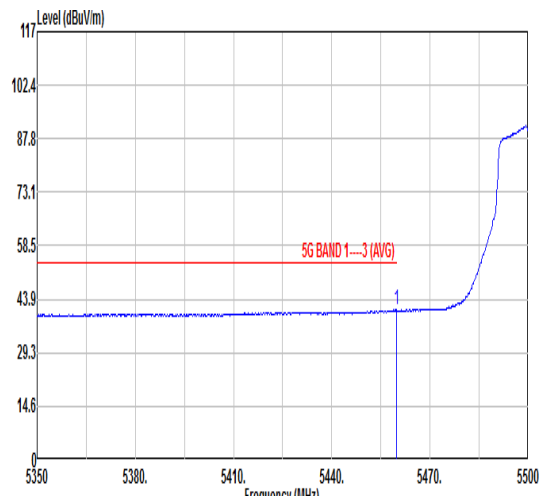
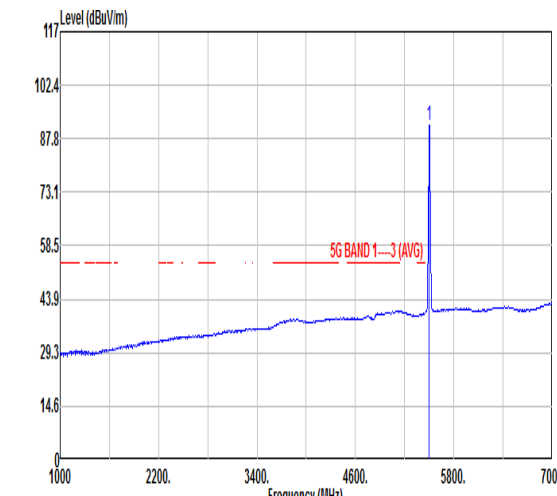


Mode	15																																																																																																																															
	Harmonic																																																																																																																															
	U-NII-2A_5.25-5.35_802.11ac_VHT20_CH64_Full_5320MHz																																																																																																																															
Pol.	Horizontal	Vertical																																																																																																																														
Peak																																																																																																																																
Avg																																																																																																																																
	<table border="1"> <thead> <tr> <th>Limit</th> <th>Read</th> <th>Ant</th> <th>Cable</th> <th>Preamp</th> <th>Aux</th> <th>APos</th> <th>TPos</th> <th>Remark</th> </tr> <tr> <th>Freq</th> <th>Level</th> <th>Line</th> <th>Margin</th> <th>Level</th> <th>Factor</th> <th>Loss</th> <th>Factor</th> <th>Factor</th> </tr> <tr> <th>MHz</th> <th>dBuV/m</th> <th>dBuV/m</th> <th>dB</th> <th>dBuV</th> <th>dB/m</th> <th>dB</th> <th>dB</th> <th>dB</th> </tr> </thead> <tbody> <tr> <td>1 7899.00</td> <td>58.22</td> <td>68.30</td> <td>-10.08</td> <td>72.69</td> <td>36.52</td> <td>12.55</td> <td>63.54</td> <td>0.00</td> <td>100</td> <td>239</td> <td>Peak</td> </tr> <tr> <td>2 10640.00</td> <td>47.75</td> <td>74.00</td> <td>-26.25</td> <td>56.18</td> <td>38.41</td> <td>15.68</td> <td>62.52</td> <td>0.00</td> <td>109</td> <td>346</td> <td>PEAK</td> </tr> <tr> <td>3 10640.00</td> <td>36.57</td> <td>54.00</td> <td>-17.43</td> <td>45.00</td> <td>38.41</td> <td>15.68</td> <td>62.52</td> <td>0.00</td> <td>109</td> <td>346</td> <td>AVERAGE</td> </tr> </tbody> </table>	Limit	Read	Ant	Cable	Preamp	Aux	APos	TPos	Remark	Freq	Level	Line	Margin	Level	Factor	Loss	Factor	Factor	MHz	dBuV/m	dBuV/m	dB	dBuV	dB/m	dB	dB	dB	1 7899.00	58.22	68.30	-10.08	72.69	36.52	12.55	63.54	0.00	100	239	Peak	2 10640.00	47.75	74.00	-26.25	56.18	38.41	15.68	62.52	0.00	109	346	PEAK	3 10640.00	36.57	54.00	-17.43	45.00	38.41	15.68	62.52	0.00	109	346	AVERAGE	<table border="1"> <thead> <tr> <th>Limit</th> <th>Read</th> <th>Ant</th> <th>Cable</th> <th>Preamp</th> <th>Aux</th> <th>APos</th> <th>TPos</th> <th>Remark</th> </tr> <tr> <th>Freq</th> <th>Level</th> <th>Line</th> <th>Margin</th> <th>Level</th> <th>Factor</th> <th>Loss</th> <th>Factor</th> <th>Factor</th> </tr> <tr> <th>MHz</th> <th>dBuV/m</th> <th>dBuV/m</th> <th>dB</th> <th>dBuV</th> <th>dB/m</th> <th>dB</th> <th>dB</th> <th>dB</th> </tr> </thead> <tbody> <tr> <td>1 7899.00</td> <td>51.93</td> <td>68.30</td> <td>-16.37</td> <td>66.40</td> <td>36.52</td> <td>12.55</td> <td>63.54</td> <td>0.00</td> <td>100</td> <td>159</td> <td>Peak</td> </tr> <tr> <td>2 10640.00</td> <td>47.75</td> <td>74.00</td> <td>-26.25</td> <td>56.18</td> <td>38.41</td> <td>15.68</td> <td>62.52</td> <td>0.00</td> <td>389</td> <td>83</td> <td>PEAK</td> </tr> <tr> <td>3 10640.00</td> <td>36.15</td> <td>54.00</td> <td>-17.85</td> <td>44.58</td> <td>38.41</td> <td>15.68</td> <td>62.52</td> <td>0.00</td> <td>389</td> <td>83</td> <td>AVERAGE</td> </tr> </tbody> </table>	Limit	Read	Ant	Cable	Preamp	Aux	APos	TPos	Remark	Freq	Level	Line	Margin	Level	Factor	Loss	Factor	Factor	MHz	dBuV/m	dBuV/m	dB	dBuV	dB/m	dB	dB	dB	1 7899.00	51.93	68.30	-16.37	66.40	36.52	12.55	63.54	0.00	100	159	Peak	2 10640.00	47.75	74.00	-26.25	56.18	38.41	15.68	62.52	0.00	389	83	PEAK	3 10640.00	36.15	54.00	-17.85	44.58	38.41	15.68	62.52	0.00	389	83	AVERAGE
Limit	Read	Ant	Cable	Preamp	Aux	APos	TPos	Remark																																																																																																																								
Freq	Level	Line	Margin	Level	Factor	Loss	Factor	Factor																																																																																																																								
MHz	dBuV/m	dBuV/m	dB	dBuV	dB/m	dB	dB	dB																																																																																																																								
1 7899.00	58.22	68.30	-10.08	72.69	36.52	12.55	63.54	0.00	100	239	Peak																																																																																																																					
2 10640.00	47.75	74.00	-26.25	56.18	38.41	15.68	62.52	0.00	109	346	PEAK																																																																																																																					
3 10640.00	36.57	54.00	-17.43	45.00	38.41	15.68	62.52	0.00	109	346	AVERAGE																																																																																																																					
Limit	Read	Ant	Cable	Preamp	Aux	APos	TPos	Remark																																																																																																																								
Freq	Level	Line	Margin	Level	Factor	Loss	Factor	Factor																																																																																																																								
MHz	dBuV/m	dBuV/m	dB	dBuV	dB/m	dB	dB	dB																																																																																																																								
1 7899.00	51.93	68.30	-16.37	66.40	36.52	12.55	63.54	0.00	100	159	Peak																																																																																																																					
2 10640.00	47.75	74.00	-26.25	56.18	38.41	15.68	62.52	0.00	389	83	PEAK																																																																																																																					
3 10640.00	36.15	54.00	-17.85	44.58	38.41	15.68	62.52	0.00	389	83	AVERAGE																																																																																																																					



		16																																																																															
Mode		Band Edge																																																																															
		U-NII-2C_5.47-5.725_802.11ac VHT20_CH100_5500MHz																																																																															
Pol.		Horizontal					Fundamental																																																																										
Peak	<table border="1"> <thead> <tr> <th>Limit</th> <th>Read</th> <th>Ant</th> <th>Cable</th> <th>Preamp</th> <th>Aux</th> <th>APos</th> <th>TPos</th> <th colspan="2">Remark</th> </tr> <tr> <th>Freq</th> <th>Level</th> <th>Line Margin</th> <th>Level Factor</th> <th>Loss Factor</th> <th>Factor</th> <th>Factor</th> <th>Factor</th> <th>cm</th> <th>deg</th> </tr> </thead> <tbody> <tr> <td>1</td> <td>5458.15</td> <td>56.64</td> <td>74.00</td> <td>-17.36</td> <td>47.06</td> <td>35.32</td> <td>11.08</td> <td>36.82</td> <td>0.00</td> <td>103</td> <td>250</td> <td>PEAK</td> </tr> <tr> <td>2</td> <td>5468.20</td> <td>57.57</td> <td>68.30</td> <td>-10.73</td> <td>47.98</td> <td>35.32</td> <td>11.09</td> <td>36.82</td> <td>0.00</td> <td>103</td> <td>250</td> <td>PEAK</td> </tr> </tbody> </table>	Limit	Read	Ant	Cable	Preamp	Aux	APos	TPos	Remark		Freq	Level	Line Margin	Level Factor	Loss Factor	Factor	Factor	Factor	cm	deg	1	5458.15	56.64	74.00	-17.36	47.06	35.32	11.08	36.82	0.00	103	250	PEAK	2	5468.20	57.57	68.30	-10.73	47.98	35.32	11.09	36.82	0.00	103	250	PEAK	<table border="1"> <thead> <tr> <th>Limit</th> <th>Read</th> <th>Ant</th> <th>Cable</th> <th>Preamp</th> <th>Aux</th> <th>APos</th> <th>TPos</th> <th colspan="2">Remark</th> </tr> <tr> <th>Freq</th> <th>Level</th> <th>Line Margin</th> <th>Level Factor</th> <th>Loss Factor</th> <th>Factor</th> <th>Factor</th> <th>Factor</th> <th>cm</th> <th>deg</th> </tr> </thead> <tbody> <tr> <td>1</td> <td>5500.00</td> <td>109.28</td> <td>-----</td> <td>-----</td> <td>99.64</td> <td>35.36</td> <td>11.10</td> <td>36.82</td> <td>0.00</td> <td>103</td> <td>250</td> <td>PEAK</td> </tr> </tbody> </table>	Limit	Read	Ant	Cable	Preamp	Aux	APos	TPos	Remark		Freq	Level	Line Margin	Level Factor	Loss Factor	Factor	Factor	Factor	cm	deg	1	5500.00	109.28	-----	-----	99.64	35.36	11.10	36.82	0.00	103	250	PEAK
	Limit	Read	Ant	Cable	Preamp	Aux	APos	TPos	Remark																																																																								
Freq	Level	Line Margin	Level Factor	Loss Factor	Factor	Factor	Factor	cm	deg																																																																								
1	5458.15	56.64	74.00	-17.36	47.06	35.32	11.08	36.82	0.00	103	250	PEAK																																																																					
2	5468.20	57.57	68.30	-10.73	47.98	35.32	11.09	36.82	0.00	103	250	PEAK																																																																					
Limit	Read	Ant	Cable	Preamp	Aux	APos	TPos	Remark																																																																									
Freq	Level	Line Margin	Level Factor	Loss Factor	Factor	Factor	Factor	cm	deg																																																																								
1	5500.00	109.28	-----	-----	99.64	35.36	11.10	36.82	0.00	103	250	PEAK																																																																					
Avg	<table border="1"> <thead> <tr> <th>Limit</th> <th>Read</th> <th>Ant</th> <th>Cable</th> <th>Preamp</th> <th>Aux</th> <th>APos</th> <th>TPos</th> <th colspan="2">Remark</th> </tr> <tr> <th>Freq</th> <th>Level</th> <th>Line Margin</th> <th>Level Factor</th> <th>Loss Factor</th> <th>Factor</th> <th>Factor</th> <th>Factor</th> <th>cm</th> <th>deg</th> </tr> </thead> <tbody> <tr> <td>1</td> <td>5459.35</td> <td>45.81</td> <td>54.00</td> <td>-8.19</td> <td>36.23</td> <td>35.32</td> <td>11.08</td> <td>36.82</td> <td>0.00</td> <td>103</td> <td>250</td> <td>AVERAGE</td> </tr> </tbody> </table>	Limit	Read	Ant	Cable	Preamp	Aux	APos	TPos	Remark		Freq	Level	Line Margin	Level Factor	Loss Factor	Factor	Factor	Factor	cm	deg	1	5459.35	45.81	54.00	-8.19	36.23	35.32	11.08	36.82	0.00	103	250	AVERAGE	<table border="1"> <thead> <tr> <th>Limit</th> <th>Read</th> <th>Ant</th> <th>Cable</th> <th>Preamp</th> <th>Aux</th> <th>APos</th> <th>TPos</th> <th colspan="2">Remark</th> </tr> <tr> <th>Freq</th> <th>Level</th> <th>Line Margin</th> <th>Level Factor</th> <th>Loss Factor</th> <th>Factor</th> <th>Factor</th> <th>Factor</th> <th>cm</th> <th>deg</th> </tr> </thead> <tbody> <tr> <td>1</td> <td>5500.00</td> <td>101.52</td> <td>-----</td> <td>-----</td> <td>91.89</td> <td>35.35</td> <td>11.10</td> <td>36.82</td> <td>0.00</td> <td>103</td> <td>250</td> <td>AVERAGE</td> </tr> </tbody> </table>	Limit	Read	Ant	Cable	Preamp	Aux	APos	TPos	Remark		Freq	Level	Line Margin	Level Factor	Loss Factor	Factor	Factor	Factor	cm	deg	1	5500.00	101.52	-----	-----	91.89	35.35	11.10	36.82	0.00	103	250	AVERAGE													
	Limit	Read	Ant	Cable	Preamp	Aux	APos	TPos	Remark																																																																								
Freq	Level	Line Margin	Level Factor	Loss Factor	Factor	Factor	Factor	cm	deg																																																																								
1	5459.35	45.81	54.00	-8.19	36.23	35.32	11.08	36.82	0.00	103	250	AVERAGE																																																																					
Limit	Read	Ant	Cable	Preamp	Aux	APos	TPos	Remark																																																																									
Freq	Level	Line Margin	Level Factor	Loss Factor	Factor	Factor	Factor	cm	deg																																																																								
1	5500.00	101.52	-----	-----	91.89	35.35	11.10	36.82	0.00	103	250	AVERAGE																																																																					



		16																																																																																															
Mode	Band Edge																																																																																																
	U-NII-2C_5.47-5.725_802.11ac VHT20_CH100_5500MHz																																																																																																
Pol.	Vertical	Fundamental																																																																																															
Peak	 <p>Level (dBuV/m) vs Frequency (MHz) for Vertical. Shows a rising signal at 5500 MHz. Two peaks are marked: 1 at 5397.40 MHz and 2 at 5467.75 MHz. A red limit line is at 73.1 dBuV/m.</p> <table border="1"> <thead> <tr> <th>Limit</th> <th>Read</th> <th>Ant</th> <th>Cable</th> <th>Preamp</th> <th>Aux</th> <th>APos</th> <th>TPos</th> <th>Remark</th> </tr> <tr> <th>Freq</th> <th>Level</th> <th>Line Margin</th> <th>Level Factor</th> <th>Loss Factor</th> <th>Factor</th> <th>Factor</th> <th>Factor</th> <th></th> </tr> <tr> <th>MHz</th> <th>dBuV/m</th> <th>dBuV/m</th> <th>dB</th> <th>dBuV</th> <th>dB/m</th> <th>dB</th> <th>dB</th> <th>cm</th> <th>deg</th> </tr> </thead> <tbody> <tr> <td>1</td> <td>5397.40</td> <td>50.94</td> <td>74.00</td> <td>-23.06</td> <td>41.42</td> <td>35.27</td> <td>11.06</td> <td>36.81</td> <td>0.00</td> <td>100</td> <td>354</td> <td>PEAK</td> </tr> <tr> <td>2</td> <td>5467.75</td> <td>50.55</td> <td>68.30</td> <td>-17.75</td> <td>40.96</td> <td>35.32</td> <td>11.09</td> <td>36.82</td> <td>0.00</td> <td>100</td> <td>354</td> <td>PEAK</td> </tr> </tbody> </table>	Limit	Read	Ant	Cable	Preamp	Aux	APos	TPos	Remark	Freq	Level	Line Margin	Level Factor	Loss Factor	Factor	Factor	Factor		MHz	dBuV/m	dBuV/m	dB	dBuV	dB/m	dB	dB	cm	deg	1	5397.40	50.94	74.00	-23.06	41.42	35.27	11.06	36.81	0.00	100	354	PEAK	2	5467.75	50.55	68.30	-17.75	40.96	35.32	11.09	36.82	0.00	100	354	PEAK	 <p>Level (dBuV/m) vs Frequency (MHz) for Fundamental. Shows a sharp peak at 5500 MHz. A red limit line is at 73.1 dBuV/m.</p> <table border="1"> <thead> <tr> <th>Limit</th> <th>Read</th> <th>Ant</th> <th>Cable</th> <th>Preamp</th> <th>Aux</th> <th>APos</th> <th>TPos</th> <th>Remark</th> </tr> <tr> <th>Freq</th> <th>Level</th> <th>Line Margin</th> <th>Level Factor</th> <th>Loss Factor</th> <th>Factor</th> <th>Factor</th> <th>Factor</th> <th></th> </tr> <tr> <th>MHz</th> <th>dBuV/m</th> <th>dBuV/m</th> <th>dB</th> <th>dBuV</th> <th>dB/m</th> <th>dB</th> <th>dB</th> <th>cm</th> <th>deg</th> </tr> </thead> <tbody> <tr> <td>1</td> <td>5500.00</td> <td>99.50</td> <td>-----</td> <td>-----</td> <td>89.87</td> <td>35.35</td> <td>11.10</td> <td>36.82</td> <td>0.00</td> <td>100</td> <td>354</td> <td>PEAK</td> </tr> </tbody> </table>	Limit	Read	Ant	Cable	Preamp	Aux	APos	TPos	Remark	Freq	Level	Line Margin	Level Factor	Loss Factor	Factor	Factor	Factor		MHz	dBuV/m	dBuV/m	dB	dBuV	dB/m	dB	dB	cm	deg	1	5500.00	99.50	-----	-----	89.87	35.35	11.10	36.82	0.00	100	354	PEAK
	Limit	Read	Ant	Cable	Preamp	Aux	APos	TPos	Remark																																																																																								
Freq	Level	Line Margin	Level Factor	Loss Factor	Factor	Factor	Factor																																																																																										
MHz	dBuV/m	dBuV/m	dB	dBuV	dB/m	dB	dB	cm	deg																																																																																								
1	5397.40	50.94	74.00	-23.06	41.42	35.27	11.06	36.81	0.00	100	354	PEAK																																																																																					
2	5467.75	50.55	68.30	-17.75	40.96	35.32	11.09	36.82	0.00	100	354	PEAK																																																																																					
Limit	Read	Ant	Cable	Preamp	Aux	APos	TPos	Remark																																																																																									
Freq	Level	Line Margin	Level Factor	Loss Factor	Factor	Factor	Factor																																																																																										
MHz	dBuV/m	dBuV/m	dB	dBuV	dB/m	dB	dB	cm	deg																																																																																								
1	5500.00	99.50	-----	-----	89.87	35.35	11.10	36.82	0.00	100	354	PEAK																																																																																					
Avg	 <p>Level (dBuV/m) vs Frequency (MHz) for Vertical. Shows the average signal. A red limit line is at 58.5 dBuV/m.</p> <table border="1"> <thead> <tr> <th>Limit</th> <th>Read</th> <th>Ant</th> <th>Cable</th> <th>Preamp</th> <th>Aux</th> <th>APos</th> <th>TPos</th> <th>Remark</th> </tr> <tr> <th>Freq</th> <th>Level</th> <th>Line Margin</th> <th>Level Factor</th> <th>Loss Factor</th> <th>Factor</th> <th>Factor</th> <th>Factor</th> <th></th> </tr> <tr> <th>MHz</th> <th>dBuV/m</th> <th>dBuV/m</th> <th>dB</th> <th>dBuV</th> <th>dB/m</th> <th>dB</th> <th>dB</th> <th>cm</th> <th>deg</th> </tr> </thead> <tbody> <tr> <td>1</td> <td>5459.00</td> <td>40.97</td> <td>54.00</td> <td>-13.03</td> <td>31.39</td> <td>35.32</td> <td>11.08</td> <td>36.82</td> <td>0.00</td> <td>100</td> <td>354</td> <td>AVERAGE</td> </tr> </tbody> </table>	Limit	Read	Ant	Cable	Preamp	Aux	APos	TPos	Remark	Freq	Level	Line Margin	Level Factor	Loss Factor	Factor	Factor	Factor		MHz	dBuV/m	dBuV/m	dB	dBuV	dB/m	dB	dB	cm	deg	1	5459.00	40.97	54.00	-13.03	31.39	35.32	11.08	36.82	0.00	100	354	AVERAGE	 <p>Level (dBuV/m) vs Frequency (MHz) for Fundamental. Shows the average signal. A red limit line is at 58.5 dBuV/m.</p> <table border="1"> <thead> <tr> <th>Limit</th> <th>Read</th> <th>Ant</th> <th>Cable</th> <th>Preamp</th> <th>Aux</th> <th>APos</th> <th>TPos</th> <th>Remark</th> </tr> <tr> <th>Freq</th> <th>Level</th> <th>Line Margin</th> <th>Level Factor</th> <th>Loss Factor</th> <th>Factor</th> <th>Factor</th> <th>Factor</th> <th></th> </tr> <tr> <th>MHz</th> <th>dBuV/m</th> <th>dBuV/m</th> <th>dB</th> <th>dBuV</th> <th>dB/m</th> <th>dB</th> <th>dB</th> <th>cm</th> <th>deg</th> </tr> </thead> <tbody> <tr> <td>1</td> <td>5500.00</td> <td>91.35</td> <td>-----</td> <td>-----</td> <td>81.71</td> <td>35.36</td> <td>11.10</td> <td>36.82</td> <td>0.00</td> <td>100</td> <td>354</td> <td>AVERAGE</td> </tr> </tbody> </table>	Limit	Read	Ant	Cable	Preamp	Aux	APos	TPos	Remark	Freq	Level	Line Margin	Level Factor	Loss Factor	Factor	Factor	Factor		MHz	dBuV/m	dBuV/m	dB	dBuV	dB/m	dB	dB	cm	deg	1	5500.00	91.35	-----	-----	81.71	35.36	11.10	36.82	0.00	100	354	AVERAGE													
Limit	Read	Ant	Cable	Preamp	Aux	APos	TPos	Remark																																																																																									
Freq	Level	Line Margin	Level Factor	Loss Factor	Factor	Factor	Factor																																																																																										
MHz	dBuV/m	dBuV/m	dB	dBuV	dB/m	dB	dB	cm	deg																																																																																								
1	5459.00	40.97	54.00	-13.03	31.39	35.32	11.08	36.82	0.00	100	354	AVERAGE																																																																																					
Limit	Read	Ant	Cable	Preamp	Aux	APos	TPos	Remark																																																																																									
Freq	Level	Line Margin	Level Factor	Loss Factor	Factor	Factor	Factor																																																																																										
MHz	dBuV/m	dBuV/m	dB	dBuV	dB/m	dB	dB	cm	deg																																																																																								
1	5500.00	91.35	-----	-----	81.71	35.36	11.10	36.82	0.00	100	354	AVERAGE																																																																																					



Mode	16																																																																																																																																																																	
	Harmonic																																																																																																																																																																	
	U-NII-2C_5.47-5.725_802.11ac VHT20_CH100_5500MHz																																																																																																																																																																	
Pol.	Horizontal	Vertical																																																																																																																																																																
Peak Avg	<table border="1"> <thead> <tr> <th>Limit</th> <th>Read</th> <th>Ant</th> <th>Cable</th> <th>Preamp</th> <th>Aux</th> <th>APos</th> <th>TPos</th> <th>Remark</th> </tr> <tr> <th>Freq</th> <th>Level</th> <th>Line</th> <th>Margin</th> <th>Level</th> <th>Factor</th> <th>Loss</th> <th>Factor</th> <th>Factor</th> </tr> <tr> <th>MHz</th> <th>dBuV/m</th> <th>dBuV/m</th> <th>dB</th> <th>dBuV</th> <th>dB/m</th> <th>dB</th> <th>dB</th> <th>cm</th> <th>deg</th> </tr> </thead> <tbody> <tr> <td>1</td> <td>7333.37</td> <td>51.23</td> <td>74.00</td> <td>-22.77</td> <td>65.74</td> <td>36.57</td> <td>12.72</td> <td>63.80</td> <td>0.00</td> <td>103</td> <td>234</td> <td>PEAK</td> </tr> <tr> <td>2</td> <td>7333.37</td> <td>50.07</td> <td>54.00</td> <td>-3.93</td> <td>64.58</td> <td>36.57</td> <td>12.72</td> <td>63.80</td> <td>0.00</td> <td>103</td> <td>234</td> <td>AVERAGE</td> </tr> <tr> <td>3</td> <td>11000.00</td> <td>44.66</td> <td>74.00</td> <td>-29.34</td> <td>52.51</td> <td>38.53</td> <td>15.87</td> <td>62.25</td> <td>0.00</td> <td>103</td> <td>234</td> <td>PEAK</td> </tr> <tr> <td>4</td> <td>11000.00</td> <td>43.07</td> <td>54.00</td> <td>-10.93</td> <td>50.92</td> <td>38.53</td> <td>15.87</td> <td>62.25</td> <td>0.00</td> <td>103</td> <td>234</td> <td>AVERAGE</td> </tr> </tbody> </table>	Limit	Read	Ant	Cable	Preamp	Aux	APos	TPos	Remark	Freq	Level	Line	Margin	Level	Factor	Loss	Factor	Factor	MHz	dBuV/m	dBuV/m	dB	dBuV	dB/m	dB	dB	cm	deg	1	7333.37	51.23	74.00	-22.77	65.74	36.57	12.72	63.80	0.00	103	234	PEAK	2	7333.37	50.07	54.00	-3.93	64.58	36.57	12.72	63.80	0.00	103	234	AVERAGE	3	11000.00	44.66	74.00	-29.34	52.51	38.53	15.87	62.25	0.00	103	234	PEAK	4	11000.00	43.07	54.00	-10.93	50.92	38.53	15.87	62.25	0.00	103	234	AVERAGE	<table border="1"> <thead> <tr> <th>Limit</th> <th>Read</th> <th>Ant</th> <th>Cable</th> <th>Preamp</th> <th>Aux</th> <th>APos</th> <th>TPos</th> <th>Remark</th> </tr> <tr> <th>Freq</th> <th>Level</th> <th>Line</th> <th>Margin</th> <th>Level</th> <th>Factor</th> <th>Loss</th> <th>Factor</th> <th>Factor</th> </tr> <tr> <th>MHz</th> <th>dBuV/m</th> <th>dBuV/m</th> <th>dB</th> <th>dBuV</th> <th>dB/m</th> <th>dB</th> <th>dB</th> <th>cm</th> <th>deg</th> </tr> </thead> <tbody> <tr> <td>1</td> <td>7333.37</td> <td>50.71</td> <td>74.00</td> <td>-23.29</td> <td>65.22</td> <td>36.57</td> <td>12.72</td> <td>63.80</td> <td>0.00</td> <td>302</td> <td>70</td> <td>PEAK</td> </tr> <tr> <td>2</td> <td>7333.37</td> <td>50.08</td> <td>54.00</td> <td>-3.92</td> <td>64.59</td> <td>36.57</td> <td>12.72</td> <td>63.80</td> <td>0.00</td> <td>302</td> <td>70</td> <td>AVERAGE</td> </tr> <tr> <td>3</td> <td>11000.00</td> <td>45.07</td> <td>74.00</td> <td>-28.93</td> <td>52.92</td> <td>38.53</td> <td>15.87</td> <td>62.25</td> <td>0.00</td> <td>302</td> <td>70</td> <td>PEAK</td> </tr> <tr> <td>4</td> <td>11000.00</td> <td>42.55</td> <td>54.00</td> <td>-11.45</td> <td>50.41</td> <td>38.53</td> <td>15.87</td> <td>62.26</td> <td>0.00</td> <td>302</td> <td>70</td> <td>AVERAGE</td> </tr> </tbody> </table>	Limit	Read	Ant	Cable	Preamp	Aux	APos	TPos	Remark	Freq	Level	Line	Margin	Level	Factor	Loss	Factor	Factor	MHz	dBuV/m	dBuV/m	dB	dBuV	dB/m	dB	dB	cm	deg	1	7333.37	50.71	74.00	-23.29	65.22	36.57	12.72	63.80	0.00	302	70	PEAK	2	7333.37	50.08	54.00	-3.92	64.59	36.57	12.72	63.80	0.00	302	70	AVERAGE	3	11000.00	45.07	74.00	-28.93	52.92	38.53	15.87	62.25	0.00	302	70	PEAK	4	11000.00	42.55	54.00	-11.45	50.41	38.53	15.87	62.26	0.00	302	70	AVERAGE
Limit	Read	Ant	Cable	Preamp	Aux	APos	TPos	Remark																																																																																																																																																										
Freq	Level	Line	Margin	Level	Factor	Loss	Factor	Factor																																																																																																																																																										
MHz	dBuV/m	dBuV/m	dB	dBuV	dB/m	dB	dB	cm	deg																																																																																																																																																									
1	7333.37	51.23	74.00	-22.77	65.74	36.57	12.72	63.80	0.00	103	234	PEAK																																																																																																																																																						
2	7333.37	50.07	54.00	-3.93	64.58	36.57	12.72	63.80	0.00	103	234	AVERAGE																																																																																																																																																						
3	11000.00	44.66	74.00	-29.34	52.51	38.53	15.87	62.25	0.00	103	234	PEAK																																																																																																																																																						
4	11000.00	43.07	54.00	-10.93	50.92	38.53	15.87	62.25	0.00	103	234	AVERAGE																																																																																																																																																						
Limit	Read	Ant	Cable	Preamp	Aux	APos	TPos	Remark																																																																																																																																																										
Freq	Level	Line	Margin	Level	Factor	Loss	Factor	Factor																																																																																																																																																										
MHz	dBuV/m	dBuV/m	dB	dBuV	dB/m	dB	dB	cm	deg																																																																																																																																																									
1	7333.37	50.71	74.00	-23.29	65.22	36.57	12.72	63.80	0.00	302	70	PEAK																																																																																																																																																						
2	7333.37	50.08	54.00	-3.92	64.59	36.57	12.72	63.80	0.00	302	70	AVERAGE																																																																																																																																																						
3	11000.00	45.07	74.00	-28.93	52.92	38.53	15.87	62.25	0.00	302	70	PEAK																																																																																																																																																						
4	11000.00	42.55	54.00	-11.45	50.41	38.53	15.87	62.26	0.00	302	70	AVERAGE																																																																																																																																																						



Mode	17																																																																																																																																																																
	Harmonic																																																																																																																																																																
	U-NII-2C_5.47-5.725_802.11ac VHT20_CH116_5580MHz																																																																																																																																																																
Pol.	Horizontal	Vertical																																																																																																																																																															
Peak Avg	<table border="1"> <thead> <tr> <th>Limit</th> <th>Read</th> <th>Ant</th> <th>Cable</th> <th>Preamp</th> <th>Aux</th> <th>APos</th> <th>TPos</th> <th>Remark</th> </tr> <tr> <th>Freq</th> <th>Level</th> <th>Line</th> <th>Margin</th> <th>Level</th> <th>Factor</th> <th>Loss</th> <th>Factor</th> <th>Factor</th> </tr> <tr> <th>MHz</th> <th>dBuV/m</th> <th>dBuV/m</th> <th>dB</th> <th>dBuV</th> <th>dB/m</th> <th>dB</th> <th>dB</th> <th>cm</th> <th>deg</th> </tr> </thead> <tbody> <tr> <td>1</td> <td>7440.04</td> <td>50.48</td> <td>74.00</td> <td>-23.52</td> <td>64.99</td> <td>36.59</td> <td>12.81</td> <td>63.91</td> <td>0.00</td> <td>112</td> <td>107</td> <td>PEAK</td> </tr> <tr> <td>2</td> <td>7440.04</td> <td>47.07</td> <td>54.00</td> <td>-6.93</td> <td>61.58</td> <td>36.59</td> <td>12.81</td> <td>63.91</td> <td>0.00</td> <td>112</td> <td>107</td> <td>AVERAGE</td> </tr> <tr> <td>3</td> <td>11160.00</td> <td>47.65</td> <td>74.00</td> <td>-26.35</td> <td>55.28</td> <td>38.57</td> <td>15.98</td> <td>62.18</td> <td>0.00</td> <td>104</td> <td>200</td> <td>PEAK</td> </tr> <tr> <td>4</td> <td>11160.00</td> <td>36.01</td> <td>54.00</td> <td>-17.99</td> <td>43.64</td> <td>38.57</td> <td>15.98</td> <td>62.18</td> <td>0.00</td> <td>104</td> <td>200</td> <td>AVERAGE</td> </tr> </tbody> </table>	Limit	Read	Ant	Cable	Preamp	Aux	APos	TPos	Remark	Freq	Level	Line	Margin	Level	Factor	Loss	Factor	Factor	MHz	dBuV/m	dBuV/m	dB	dBuV	dB/m	dB	dB	cm	deg	1	7440.04	50.48	74.00	-23.52	64.99	36.59	12.81	63.91	0.00	112	107	PEAK	2	7440.04	47.07	54.00	-6.93	61.58	36.59	12.81	63.91	0.00	112	107	AVERAGE	3	11160.00	47.65	74.00	-26.35	55.28	38.57	15.98	62.18	0.00	104	200	PEAK	4	11160.00	36.01	54.00	-17.99	43.64	38.57	15.98	62.18	0.00	104	200	AVERAGE	<table border="1"> <thead> <tr> <th>Limit</th> <th>Read</th> <th>Ant</th> <th>Cable</th> <th>Preamp</th> <th>Aux</th> <th>APos</th> <th>TPos</th> <th>Remark</th> </tr> <tr> <th>Freq</th> <th>Level</th> <th>Line</th> <th>Margin</th> <th>Level</th> <th>Factor</th> <th>Loss</th> <th>Factor</th> <th>Factor</th> </tr> <tr> <th>MHz</th> <th>dBuV/m</th> <th>dBuV/m</th> <th>dB</th> <th>dBuV</th> <th>dB/m</th> <th>dB</th> <th>dB</th> <th>dB</th> </tr> </thead> <tbody> <tr> <td>1</td> <td>7440.04</td> <td>49.01</td> <td>74.00</td> <td>-24.99</td> <td>63.52</td> <td>36.59</td> <td>12.81</td> <td>63.91</td> <td>0.00</td> <td>100</td> <td>239</td> <td>PEAK</td> </tr> <tr> <td>2</td> <td>7440.04</td> <td>46.25</td> <td>54.00</td> <td>-7.75</td> <td>60.76</td> <td>36.59</td> <td>12.81</td> <td>63.91</td> <td>0.00</td> <td>100</td> <td>239</td> <td>AVERAGE</td> </tr> <tr> <td>3</td> <td>11160.00</td> <td>49.41</td> <td>74.00</td> <td>-24.59</td> <td>57.04</td> <td>38.57</td> <td>15.98</td> <td>62.18</td> <td>0.00</td> <td>103</td> <td>74</td> <td>PEAK</td> </tr> <tr> <td>4</td> <td>11160.00</td> <td>39.03</td> <td>54.00</td> <td>-14.97</td> <td>46.66</td> <td>38.57</td> <td>15.98</td> <td>62.18</td> <td>0.00</td> <td>103</td> <td>74</td> <td>AVERAGE</td> </tr> </tbody> </table>	Limit	Read	Ant	Cable	Preamp	Aux	APos	TPos	Remark	Freq	Level	Line	Margin	Level	Factor	Loss	Factor	Factor	MHz	dBuV/m	dBuV/m	dB	dBuV	dB/m	dB	dB	dB	1	7440.04	49.01	74.00	-24.99	63.52	36.59	12.81	63.91	0.00	100	239	PEAK	2	7440.04	46.25	54.00	-7.75	60.76	36.59	12.81	63.91	0.00	100	239	AVERAGE	3	11160.00	49.41	74.00	-24.59	57.04	38.57	15.98	62.18	0.00	103	74	PEAK	4	11160.00	39.03	54.00	-14.97	46.66	38.57	15.98	62.18	0.00	103	74	AVERAGE
Limit	Read	Ant	Cable	Preamp	Aux	APos	TPos	Remark																																																																																																																																																									
Freq	Level	Line	Margin	Level	Factor	Loss	Factor	Factor																																																																																																																																																									
MHz	dBuV/m	dBuV/m	dB	dBuV	dB/m	dB	dB	cm	deg																																																																																																																																																								
1	7440.04	50.48	74.00	-23.52	64.99	36.59	12.81	63.91	0.00	112	107	PEAK																																																																																																																																																					
2	7440.04	47.07	54.00	-6.93	61.58	36.59	12.81	63.91	0.00	112	107	AVERAGE																																																																																																																																																					
3	11160.00	47.65	74.00	-26.35	55.28	38.57	15.98	62.18	0.00	104	200	PEAK																																																																																																																																																					
4	11160.00	36.01	54.00	-17.99	43.64	38.57	15.98	62.18	0.00	104	200	AVERAGE																																																																																																																																																					
Limit	Read	Ant	Cable	Preamp	Aux	APos	TPos	Remark																																																																																																																																																									
Freq	Level	Line	Margin	Level	Factor	Loss	Factor	Factor																																																																																																																																																									
MHz	dBuV/m	dBuV/m	dB	dBuV	dB/m	dB	dB	dB																																																																																																																																																									
1	7440.04	49.01	74.00	-24.99	63.52	36.59	12.81	63.91	0.00	100	239	PEAK																																																																																																																																																					
2	7440.04	46.25	54.00	-7.75	60.76	36.59	12.81	63.91	0.00	100	239	AVERAGE																																																																																																																																																					
3	11160.00	49.41	74.00	-24.59	57.04	38.57	15.98	62.18	0.00	103	74	PEAK																																																																																																																																																					
4	11160.00	39.03	54.00	-14.97	46.66	38.57	15.98	62.18	0.00	103	74	AVERAGE																																																																																																																																																					



Mode	18																																																																																	
	Band Edge																																																																																	
	U-NII-2C_5.47-5.725_802.11ac VHT20_CH140_5700MHz																																																																																	
Pol.	Horizontal	Fundamental																																																																																
Peak	<table border="1"> <thead> <tr> <th>Limit</th> <th>Read</th> <th>Ant</th> <th>Cable</th> <th>Preamp</th> <th>Aux</th> <th>APos</th> <th>TPos</th> <th>Remark</th> </tr> <tr> <th>Freq</th> <th>Level</th> <th>Line</th> <th>Margin</th> <th>Level</th> <th>Factor</th> <th>Loss</th> <th>Factor</th> <th>Factor</th> </tr> <tr> <th>MHz</th> <th>dBuV/m</th> <th>dBuV/m</th> <th>dB</th> <th>dBuV</th> <th>dB/m</th> <th>dB</th> <th>dB</th> <th>dB</th> </tr> </thead> <tbody> <tr> <td>1</td> <td>5725.35</td> <td>57.40</td> <td>68.30</td> <td>-10.90</td> <td>47.29</td> <td>35.62</td> <td>11.26</td> <td>36.77</td> <td>0.00</td> <td>100</td> <td>246</td> <td>PEAK</td> </tr> </tbody> </table>	Limit	Read	Ant	Cable	Preamp	Aux	APos	TPos	Remark	Freq	Level	Line	Margin	Level	Factor	Loss	Factor	Factor	MHz	dBuV/m	dBuV/m	dB	dBuV	dB/m	dB	dB	dB	1	5725.35	57.40	68.30	-10.90	47.29	35.62	11.26	36.77	0.00	100	246	PEAK	<table border="1"> <thead> <tr> <th>Limit</th> <th>Read</th> <th>Ant</th> <th>Cable</th> <th>Preamp</th> <th>Aux</th> <th>APos</th> <th>TPos</th> <th>Remark</th> </tr> <tr> <th>Freq</th> <th>Level</th> <th>Line</th> <th>Margin</th> <th>Level</th> <th>Factor</th> <th>Loss</th> <th>Factor</th> <th>Factor</th> </tr> <tr> <th>MHz</th> <th>dBuV/m</th> <th>dBuV/m</th> <th>dB</th> <th>dBuV</th> <th>dB/m</th> <th>dB</th> <th>dB</th> <th>dB</th> </tr> </thead> <tbody> <tr> <td>1</td> <td>5700.00</td> <td>107.47</td> <td>-----</td> <td>-----</td> <td>97.43</td> <td>35.59</td> <td>11.24</td> <td>36.79</td> <td>0.00</td> <td>100</td> <td>246</td> <td>PEAK</td> </tr> </tbody> </table>	Limit	Read	Ant	Cable	Preamp	Aux	APos	TPos	Remark	Freq	Level	Line	Margin	Level	Factor	Loss	Factor	Factor	MHz	dBuV/m	dBuV/m	dB	dBuV	dB/m	dB	dB	dB	1	5700.00	107.47	-----	-----	97.43	35.59	11.24	36.79	0.00	100	246	PEAK
Limit	Read	Ant	Cable	Preamp	Aux	APos	TPos	Remark																																																																										
Freq	Level	Line	Margin	Level	Factor	Loss	Factor	Factor																																																																										
MHz	dBuV/m	dBuV/m	dB	dBuV	dB/m	dB	dB	dB																																																																										
1	5725.35	57.40	68.30	-10.90	47.29	35.62	11.26	36.77	0.00	100	246	PEAK																																																																						
Limit	Read	Ant	Cable	Preamp	Aux	APos	TPos	Remark																																																																										
Freq	Level	Line	Margin	Level	Factor	Loss	Factor	Factor																																																																										
MHz	dBuV/m	dBuV/m	dB	dBuV	dB/m	dB	dB	dB																																																																										
1	5700.00	107.47	-----	-----	97.43	35.59	11.24	36.79	0.00	100	246	PEAK																																																																						
Avg	Blank	<table border="1"> <thead> <tr> <th>Limit</th> <th>Read</th> <th>Ant</th> <th>Cable</th> <th>Preamp</th> <th>Aux</th> <th>APos</th> <th>TPos</th> <th>Remark</th> </tr> <tr> <th>Freq</th> <th>Level</th> <th>Line</th> <th>Margin</th> <th>Level</th> <th>Factor</th> <th>Loss</th> <th>Factor</th> <th>Factor</th> </tr> <tr> <th>MHz</th> <th>dBuV/m</th> <th>dBuV/m</th> <th>dB</th> <th>dBuV</th> <th>dB/m</th> <th>dB</th> <th>dB</th> <th>dB</th> </tr> </thead> <tbody> <tr> <td>1</td> <td>5700.00</td> <td>100.31</td> <td>-----</td> <td>-----</td> <td>90.27</td> <td>35.59</td> <td>11.24</td> <td>36.79</td> <td>0.00</td> <td>100</td> <td>246</td> <td>AVERAGE</td> </tr> </tbody> </table>	Limit	Read	Ant	Cable	Preamp	Aux	APos	TPos	Remark	Freq	Level	Line	Margin	Level	Factor	Loss	Factor	Factor	MHz	dBuV/m	dBuV/m	dB	dBuV	dB/m	dB	dB	dB	1	5700.00	100.31	-----	-----	90.27	35.59	11.24	36.79	0.00	100	246	AVERAGE																																								
Limit	Read	Ant	Cable	Preamp	Aux	APos	TPos	Remark																																																																										
Freq	Level	Line	Margin	Level	Factor	Loss	Factor	Factor																																																																										
MHz	dBuV/m	dBuV/m	dB	dBuV	dB/m	dB	dB	dB																																																																										
1	5700.00	100.31	-----	-----	90.27	35.59	11.24	36.79	0.00	100	246	AVERAGE																																																																						





Mode	18																																																																																	
	Band Edge																																																																																	
	U-NII-2C_5.47-5.725_802.11ac VHT20_CH140_5700MHz																																																																																	
Pol.	Vertical	Fundamental																																																																																
Peak	<table border="1"> <thead> <tr> <th>Limit</th> <th>Read</th> <th>Ant</th> <th>Cable</th> <th>Preamp</th> <th>Aux</th> <th>APos</th> <th>TPos</th> <th>Remark</th> </tr> <tr> <th>Freq</th> <th>Level</th> <th>Line</th> <th>Margin</th> <th>Level</th> <th>Factor</th> <th>Loss</th> <th>Factor</th> <th>Factor</th> </tr> <tr> <th>MHz</th> <th>dBuV/m</th> <th>dBuV/m</th> <th>dB</th> <th>dBuV</th> <th>dB/m</th> <th>dB</th> <th>dB</th> <th>dB</th> </tr> </thead> <tbody> <tr> <td>1</td> <td>5746.09</td> <td>52.94</td> <td>68.30</td> <td>-15.36</td> <td>42.76</td> <td>35.65</td> <td>11.29</td> <td>36.76</td> <td>0.00</td> <td>100</td> <td>24</td> <td>PEAK</td> </tr> </tbody> </table>	Limit	Read	Ant	Cable	Preamp	Aux	APos	TPos	Remark	Freq	Level	Line	Margin	Level	Factor	Loss	Factor	Factor	MHz	dBuV/m	dBuV/m	dB	dBuV	dB/m	dB	dB	dB	1	5746.09	52.94	68.30	-15.36	42.76	35.65	11.29	36.76	0.00	100	24	PEAK	<table border="1"> <thead> <tr> <th>Limit</th> <th>Read</th> <th>Ant</th> <th>Cable</th> <th>Preamp</th> <th>Aux</th> <th>APos</th> <th>TPos</th> <th>Remark</th> </tr> <tr> <th>Freq</th> <th>Level</th> <th>Line</th> <th>Margin</th> <th>Level</th> <th>Factor</th> <th>Loss</th> <th>Factor</th> <th>Factor</th> </tr> <tr> <th>MHz</th> <th>dBuV/m</th> <th>dBuV/m</th> <th>dB</th> <th>dBuV</th> <th>dB/m</th> <th>dB</th> <th>dB</th> <th>dB</th> </tr> </thead> <tbody> <tr> <td>1</td> <td>5700.00</td> <td>100.33</td> <td>68.30</td> <td>32.03</td> <td>90.31</td> <td>35.58</td> <td>11.23</td> <td>36.79</td> <td>0.00</td> <td>100</td> <td>24</td> <td>PEAK</td> </tr> </tbody> </table>	Limit	Read	Ant	Cable	Preamp	Aux	APos	TPos	Remark	Freq	Level	Line	Margin	Level	Factor	Loss	Factor	Factor	MHz	dBuV/m	dBuV/m	dB	dBuV	dB/m	dB	dB	dB	1	5700.00	100.33	68.30	32.03	90.31	35.58	11.23	36.79	0.00	100	24	PEAK
Limit	Read	Ant	Cable	Preamp	Aux	APos	TPos	Remark																																																																										
Freq	Level	Line	Margin	Level	Factor	Loss	Factor	Factor																																																																										
MHz	dBuV/m	dBuV/m	dB	dBuV	dB/m	dB	dB	dB																																																																										
1	5746.09	52.94	68.30	-15.36	42.76	35.65	11.29	36.76	0.00	100	24	PEAK																																																																						
Limit	Read	Ant	Cable	Preamp	Aux	APos	TPos	Remark																																																																										
Freq	Level	Line	Margin	Level	Factor	Loss	Factor	Factor																																																																										
MHz	dBuV/m	dBuV/m	dB	dBuV	dB/m	dB	dB	dB																																																																										
1	5700.00	100.33	68.30	32.03	90.31	35.58	11.23	36.79	0.00	100	24	PEAK																																																																						
Avg	<table border="1"> <thead> <tr> <th>Limit</th> <th>Read</th> <th>Ant</th> <th>Cable</th> <th>Preamp</th> <th>Aux</th> <th>APos</th> <th>TPos</th> <th>Remark</th> </tr> <tr> <th>Freq</th> <th>Level</th> <th>Line</th> <th>Margin</th> <th>Level</th> <th>Factor</th> <th>Loss</th> <th>Factor</th> <th>Factor</th> </tr> <tr> <th>MHz</th> <th>dBuV/m</th> <th>dBuV/m</th> <th>dB</th> <th>dBuV</th> <th>dB/m</th> <th>dB</th> <th>dB</th> <th>dB</th> </tr> </thead> <tbody> <tr> <td>1</td> <td>5700.00</td> <td>93.08</td> <td>68.30</td> <td>24.78</td> <td>83.04</td> <td>35.59</td> <td>11.24</td> <td>36.79</td> <td>0.00</td> <td>100</td> <td>24</td> <td>AVERAGE</td> </tr> </tbody> </table>	Limit	Read	Ant	Cable	Preamp	Aux	APos	TPos	Remark	Freq	Level	Line	Margin	Level	Factor	Loss	Factor	Factor	MHz	dBuV/m	dBuV/m	dB	dBuV	dB/m	dB	dB	dB	1	5700.00	93.08	68.30	24.78	83.04	35.59	11.24	36.79	0.00	100	24	AVERAGE	Blank																																								
Limit	Read	Ant	Cable	Preamp	Aux	APos	TPos	Remark																																																																										
Freq	Level	Line	Margin	Level	Factor	Loss	Factor	Factor																																																																										
MHz	dBuV/m	dBuV/m	dB	dBuV	dB/m	dB	dB	dB																																																																										
1	5700.00	93.08	68.30	24.78	83.04	35.59	11.24	36.79	0.00	100	24	AVERAGE																																																																						



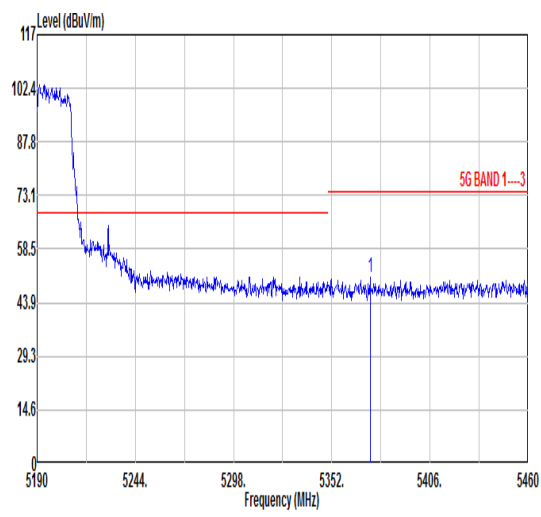
Mode	18																																																																																																																																																															
	Harmonic																																																																																																																																																															
	U-NII-2C_5.47-5.725_802.11ac VHT20_CH140_5700MHz																																																																																																																																																															
Pol.	Horizontal	Vertical																																																																																																																																																														
Peak Avg	<table border="1"> <thead> <tr> <th>Limit</th> <th>Read</th> <th>Ant</th> <th>Cable</th> <th>Preamp</th> <th>Aux</th> <th>APos</th> <th>TPos</th> <th>Remark</th> </tr> <tr> <th>Freq</th> <th>Level</th> <th>Line</th> <th>Margin</th> <th>Level</th> <th>Factor</th> <th>Loss</th> <th>Factor</th> <th>Factor</th> </tr> <tr> <th>MHz</th> <th>dBuV/m</th> <th>dBuV/m</th> <th>dB</th> <th>dBuV</th> <th>dB/m</th> <th>dB</th> <th>dB</th> <th>dB</th> </tr> </thead> <tbody> <tr> <td>1</td> <td>7600.04</td> <td>48.67</td> <td>74.00</td> <td>-25.33</td> <td>62.86</td> <td>36.66</td> <td>13.07</td> <td>63.92</td> <td>0.00</td> <td>106</td> <td>114</td> <td>PEAK</td> </tr> <tr> <td>2</td> <td>7600.04</td> <td>43.71</td> <td>54.00</td> <td>-10.29</td> <td>57.90</td> <td>36.66</td> <td>13.07</td> <td>63.92</td> <td>0.00</td> <td>106</td> <td>114</td> <td>AVERAGE</td> </tr> <tr> <td>3</td> <td>11400.00</td> <td>48.10</td> <td>74.00</td> <td>-25.90</td> <td>55.40</td> <td>38.64</td> <td>16.14</td> <td>62.08</td> <td>0.00</td> <td>103</td> <td>282</td> <td>PEAK</td> </tr> <tr> <td>4</td> <td>11400.00</td> <td>36.87</td> <td>54.00</td> <td>-17.13</td> <td>44.17</td> <td>38.64</td> <td>16.14</td> <td>62.08</td> <td>0.00</td> <td>103</td> <td>282</td> <td>AVERAGE</td> </tr> </tbody> </table>	Limit	Read	Ant	Cable	Preamp	Aux	APos	TPos	Remark	Freq	Level	Line	Margin	Level	Factor	Loss	Factor	Factor	MHz	dBuV/m	dBuV/m	dB	dBuV	dB/m	dB	dB	dB	1	7600.04	48.67	74.00	-25.33	62.86	36.66	13.07	63.92	0.00	106	114	PEAK	2	7600.04	43.71	54.00	-10.29	57.90	36.66	13.07	63.92	0.00	106	114	AVERAGE	3	11400.00	48.10	74.00	-25.90	55.40	38.64	16.14	62.08	0.00	103	282	PEAK	4	11400.00	36.87	54.00	-17.13	44.17	38.64	16.14	62.08	0.00	103	282	AVERAGE	<table border="1"> <thead> <tr> <th>Limit</th> <th>Read</th> <th>Ant</th> <th>Cable</th> <th>Preamp</th> <th>Aux</th> <th>APos</th> <th>TPos</th> <th>Remark</th> </tr> <tr> <th>Freq</th> <th>Level</th> <th>Line</th> <th>Margin</th> <th>Level</th> <th>Factor</th> <th>Loss</th> <th>Factor</th> <th>Factor</th> </tr> <tr> <th>MHz</th> <th>dBuV/m</th> <th>dBuV/m</th> <th>dB</th> <th>dBuV</th> <th>dB/m</th> <th>dB</th> <th>dB</th> <th>dB</th> </tr> </thead> <tbody> <tr> <td>1</td> <td>7600.04</td> <td>47.83</td> <td>74.00</td> <td>-26.17</td> <td>62.02</td> <td>36.66</td> <td>13.07</td> <td>63.92</td> <td>0.00</td> <td>106</td> <td>246</td> <td>PEAK</td> </tr> <tr> <td>2</td> <td>7600.04</td> <td>43.76</td> <td>54.00</td> <td>-10.24</td> <td>57.95</td> <td>36.66</td> <td>13.07</td> <td>63.92</td> <td>0.00</td> <td>106</td> <td>246</td> <td>AVERAGE</td> </tr> <tr> <td>3</td> <td>11400.00</td> <td>49.93</td> <td>74.00</td> <td>-24.07</td> <td>57.23</td> <td>38.64</td> <td>16.14</td> <td>62.08</td> <td>0.00</td> <td>101</td> <td>343</td> <td>PEAK</td> </tr> <tr> <td>4</td> <td>11400.00</td> <td>38.35</td> <td>54.00</td> <td>-15.65</td> <td>45.65</td> <td>38.64</td> <td>16.14</td> <td>62.08</td> <td>0.00</td> <td>101</td> <td>343</td> <td>AVERAGE</td> </tr> </tbody> </table>	Limit	Read	Ant	Cable	Preamp	Aux	APos	TPos	Remark	Freq	Level	Line	Margin	Level	Factor	Loss	Factor	Factor	MHz	dBuV/m	dBuV/m	dB	dBuV	dB/m	dB	dB	dB	1	7600.04	47.83	74.00	-26.17	62.02	36.66	13.07	63.92	0.00	106	246	PEAK	2	7600.04	43.76	54.00	-10.24	57.95	36.66	13.07	63.92	0.00	106	246	AVERAGE	3	11400.00	49.93	74.00	-24.07	57.23	38.64	16.14	62.08	0.00	101	343	PEAK	4	11400.00	38.35	54.00	-15.65	45.65	38.64	16.14	62.08	0.00	101	343	AVERAGE
Limit	Read	Ant	Cable	Preamp	Aux	APos	TPos	Remark																																																																																																																																																								
Freq	Level	Line	Margin	Level	Factor	Loss	Factor	Factor																																																																																																																																																								
MHz	dBuV/m	dBuV/m	dB	dBuV	dB/m	dB	dB	dB																																																																																																																																																								
1	7600.04	48.67	74.00	-25.33	62.86	36.66	13.07	63.92	0.00	106	114	PEAK																																																																																																																																																				
2	7600.04	43.71	54.00	-10.29	57.90	36.66	13.07	63.92	0.00	106	114	AVERAGE																																																																																																																																																				
3	11400.00	48.10	74.00	-25.90	55.40	38.64	16.14	62.08	0.00	103	282	PEAK																																																																																																																																																				
4	11400.00	36.87	54.00	-17.13	44.17	38.64	16.14	62.08	0.00	103	282	AVERAGE																																																																																																																																																				
Limit	Read	Ant	Cable	Preamp	Aux	APos	TPos	Remark																																																																																																																																																								
Freq	Level	Line	Margin	Level	Factor	Loss	Factor	Factor																																																																																																																																																								
MHz	dBuV/m	dBuV/m	dB	dBuV	dB/m	dB	dB	dB																																																																																																																																																								
1	7600.04	47.83	74.00	-26.17	62.02	36.66	13.07	63.92	0.00	106	246	PEAK																																																																																																																																																				
2	7600.04	43.76	54.00	-10.24	57.95	36.66	13.07	63.92	0.00	106	246	AVERAGE																																																																																																																																																				
3	11400.00	49.93	74.00	-24.07	57.23	38.64	16.14	62.08	0.00	101	343	PEAK																																																																																																																																																				
4	11400.00	38.35	54.00	-15.65	45.65	38.64	16.14	62.08	0.00	101	343	AVERAGE																																																																																																																																																				



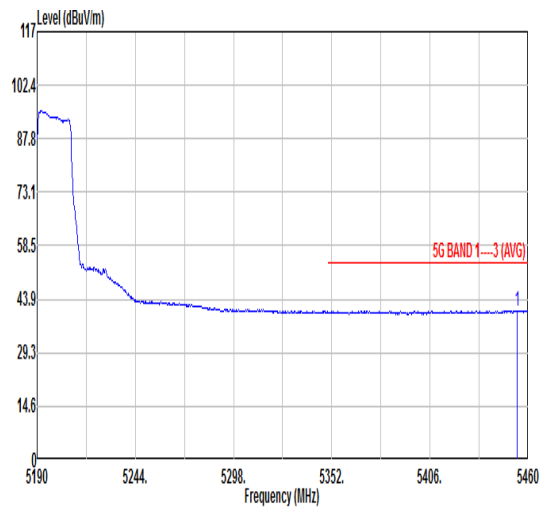
Mode		19																																																																																			
		Band Edge - L																																																																																			
		U-NII-1_5.15-5.25_802.11ac VHT40_CH38_Full_5190MHz																																																																																			
Pol.	Horizontal	Fundamental																																																																																			
Peak	<table border="1"> <thead> <tr> <th>Limit</th> <th>Read</th> <th>Ant</th> <th>Cable</th> <th>Preamp</th> <th>Aux</th> <th>APos</th> <th>TPos</th> <th>Remark</th> </tr> <tr> <th>Freq</th> <th>Level</th> <th>Line</th> <th>Margin</th> <th>Level</th> <th>Factor</th> <th>Loss</th> <th>Factor</th> <th>Factor</th> </tr> <tr> <th>MHz</th> <th>dBuV/m</th> <th>dBuV/m</th> <th>dB</th> <th>dBuV</th> <th>dB/m</th> <th>dB</th> <th>dB</th> <th>dB</th> </tr> </thead> <tbody> <tr> <td>1</td> <td>5149.20</td> <td>59.56</td> <td>74.00</td> <td>-14.44</td> <td>50.64</td> <td>35.03</td> <td>10.69</td> <td>36.80</td> <td>0.00</td> <td>100</td> <td>243</td> <td>PEAK</td> </tr> </tbody> </table>	Limit	Read	Ant	Cable	Preamp	Aux	APos	TPos	Remark	Freq	Level	Line	Margin	Level	Factor	Loss	Factor	Factor	MHz	dBuV/m	dBuV/m	dB	dBuV	dB/m	dB	dB	dB	1	5149.20	59.56	74.00	-14.44	50.64	35.03	10.69	36.80	0.00	100	243	PEAK	<table border="1"> <thead> <tr> <th>Limit</th> <th>Read</th> <th>Ant</th> <th>Cable</th> <th>Preamp</th> <th>Aux</th> <th>APos</th> <th>TPos</th> <th>Remark</th> </tr> <tr> <th>Freq</th> <th>Level</th> <th>Line</th> <th>Margin</th> <th>Level</th> <th>Factor</th> <th>Loss</th> <th>Factor</th> <th>Factor</th> </tr> <tr> <th>MHz</th> <th>dBuV/m</th> <th>dBuV/m</th> <th>dB</th> <th>dBuV</th> <th>dB/m</th> <th>dB</th> <th>dB</th> <th>dB</th> </tr> </thead> <tbody> <tr> <td>1</td> <td>5190.00</td> <td>102.95</td> <td>-----</td> <td>-----</td> <td>93.93</td> <td>35.08</td> <td>10.75</td> <td>36.81</td> <td>0.00</td> <td>100</td> <td>243</td> <td>PEAK</td> </tr> </tbody> </table>	Limit	Read	Ant	Cable	Preamp	Aux	APos	TPos	Remark	Freq	Level	Line	Margin	Level	Factor	Loss	Factor	Factor	MHz	dBuV/m	dBuV/m	dB	dBuV	dB/m	dB	dB	dB	1	5190.00	102.95	-----	-----	93.93	35.08	10.75	36.81	0.00	100	243	PEAK			
	Limit	Read	Ant	Cable	Preamp	Aux	APos	TPos	Remark																																																																												
Freq	Level	Line	Margin	Level	Factor	Loss	Factor	Factor																																																																													
MHz	dBuV/m	dBuV/m	dB	dBuV	dB/m	dB	dB	dB																																																																													
1	5149.20	59.56	74.00	-14.44	50.64	35.03	10.69	36.80	0.00	100	243	PEAK																																																																									
Limit	Read	Ant	Cable	Preamp	Aux	APos	TPos	Remark																																																																													
Freq	Level	Line	Margin	Level	Factor	Loss	Factor	Factor																																																																													
MHz	dBuV/m	dBuV/m	dB	dBuV	dB/m	dB	dB	dB																																																																													
1	5190.00	102.95	-----	-----	93.93	35.08	10.75	36.81	0.00	100	243	PEAK																																																																									
Avg	<table border="1"> <thead> <tr> <th>Limit</th> <th>Over</th> <th>Read</th> <th>Ant</th> <th>Cable</th> <th>Preamp</th> <th>Aux</th> <th>APos</th> <th>TPos</th> <th>Remark</th> </tr> <tr> <th>Freq</th> <th>Level</th> <th>Line</th> <th>Limit</th> <th>Level</th> <th>Factor</th> <th>Loss</th> <th>Factor</th> <th>Factor</th> <th>Factor</th> </tr> <tr> <th>MHz</th> <th>dBuV/m</th> <th>dBuV/m</th> <th>dB</th> <th>dBuV</th> <th>dB/m</th> <th>dB</th> <th>dB</th> <th>dB</th> <th>dB</th> </tr> </thead> <tbody> <tr> <td>1</td> <td>5150.00</td> <td>50.75</td> <td>54.00</td> <td>-3.25</td> <td>41.84</td> <td>35.03</td> <td>10.69</td> <td>36.81</td> <td>0.00</td> <td>100</td> <td>243</td> <td>AVERAGE</td> </tr> </tbody> </table>	Limit	Over	Read	Ant	Cable	Preamp	Aux	APos	TPos	Remark	Freq	Level	Line	Limit	Level	Factor	Loss	Factor	Factor	Factor	MHz	dBuV/m	dBuV/m	dB	dBuV	dB/m	dB	dB	dB	dB	1	5150.00	50.75	54.00	-3.25	41.84	35.03	10.69	36.81	0.00	100	243	AVERAGE	<table border="1"> <thead> <tr> <th>Limit</th> <th>Read</th> <th>Ant</th> <th>Cable</th> <th>Preamp</th> <th>Aux</th> <th>APos</th> <th>TPos</th> <th>Remark</th> </tr> <tr> <th>Freq</th> <th>Level</th> <th>Line</th> <th>Margin</th> <th>Level</th> <th>Factor</th> <th>Loss</th> <th>Factor</th> <th>Factor</th> </tr> <tr> <th>MHz</th> <th>dBuV/m</th> <th>dBuV/m</th> <th>dB</th> <th>dBuV</th> <th>dB/m</th> <th>dB</th> <th>dB</th> <th>dB</th> </tr> </thead> <tbody> <tr> <td>1</td> <td>5190.00</td> <td>95.18</td> <td>-----</td> <td>-----</td> <td>86.18</td> <td>35.07</td> <td>10.74</td> <td>36.81</td> <td>0.00</td> <td>100</td> <td>243</td> <td>AVERAGE</td> </tr> </tbody> </table>	Limit	Read	Ant	Cable	Preamp	Aux	APos	TPos	Remark	Freq	Level	Line	Margin	Level	Factor	Loss	Factor	Factor	MHz	dBuV/m	dBuV/m	dB	dBuV	dB/m	dB	dB	dB	1	5190.00	95.18	-----	-----	86.18	35.07	10.74	36.81	0.00	100	243	AVERAGE
Limit	Over	Read	Ant	Cable	Preamp	Aux	APos	TPos	Remark																																																																												
Freq	Level	Line	Limit	Level	Factor	Loss	Factor	Factor	Factor																																																																												
MHz	dBuV/m	dBuV/m	dB	dBuV	dB/m	dB	dB	dB	dB																																																																												
1	5150.00	50.75	54.00	-3.25	41.84	35.03	10.69	36.81	0.00	100	243	AVERAGE																																																																									
Limit	Read	Ant	Cable	Preamp	Aux	APos	TPos	Remark																																																																													
Freq	Level	Line	Margin	Level	Factor	Loss	Factor	Factor																																																																													
MHz	dBuV/m	dBuV/m	dB	dBuV	dB/m	dB	dB	dB																																																																													
1	5190.00	95.18	-----	-----	86.18	35.07	10.74	36.81	0.00	100	243	AVERAGE																																																																									



19	
Mode	Band Edge - R
	U-NII-1_5.15-5.25_802.11ac VHT40_CH38_Full_5190MHz
Pol.	Horizontal
Peak	Fundamental
	Blank
Avg	Fundamental
	Blank



Limit	Read	Ant	Cable	Preamp	Aux	APos	TPos	Remark	
Freq	Level	Line	Margin	Level	Factor	Loss	Factor	Factor	
MHz	dBuV/m	dBuV/m	dB	dBuV	dB/m	dB	dB	dB	
1 5373.06	50.56	74.00	-23.44	41.10	35.25	11.02	36.81	0.00	100 243 PEAK



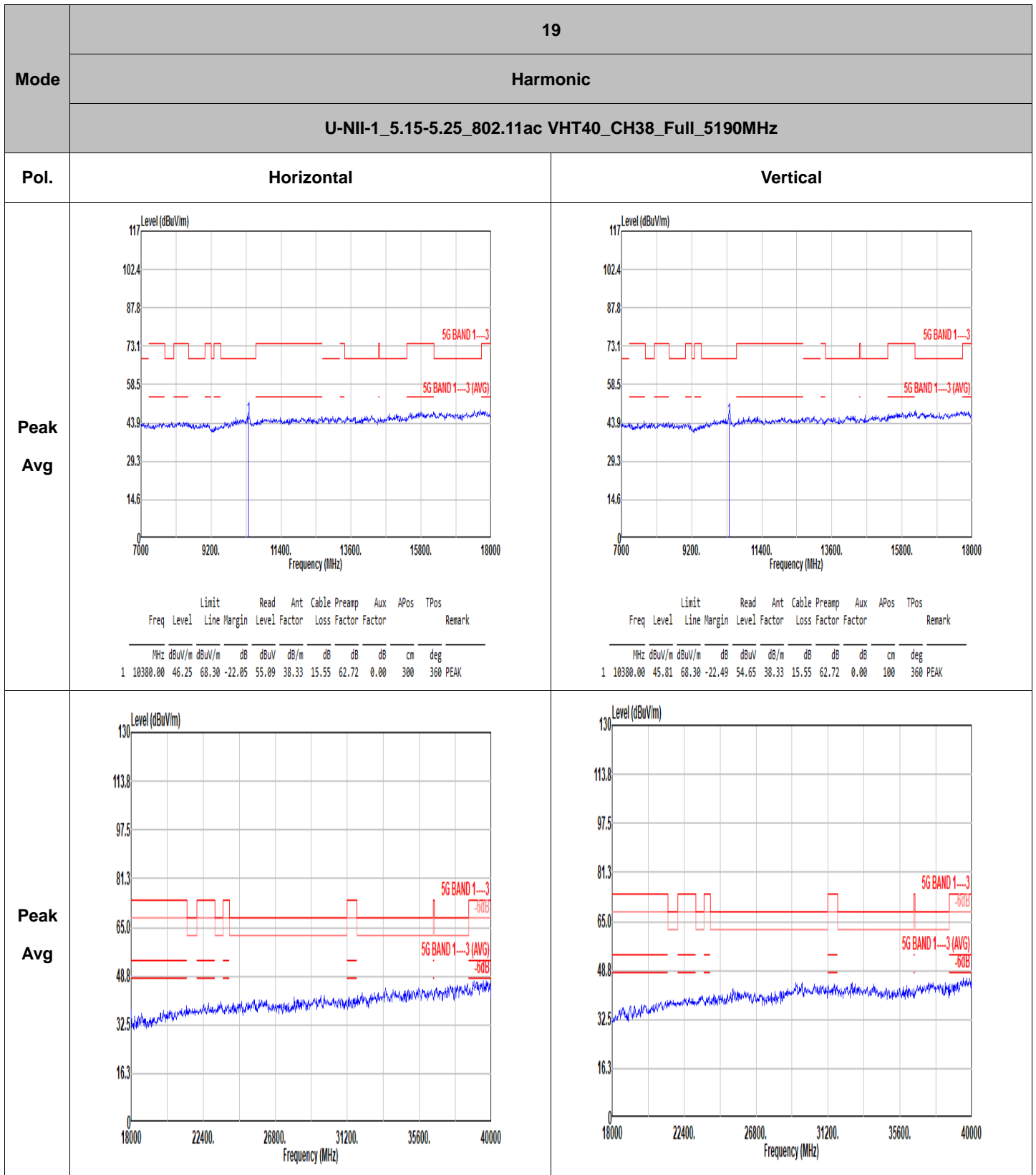
Limit	Read	Ant	Cable	Preamp	Aux	APos	TPos	Remark	
Freq	Level	Line	Margin	Level	Factor	Loss	Factor	Factor	
MHz	dBuV/m	dBuV/m	dB	dBuV	dB/m	dB	dB	dB	
1 5454.06	40.84	54.00	-13.16	31.27	35.31	11.08	36.82	0.00	100 243 AVERAGE



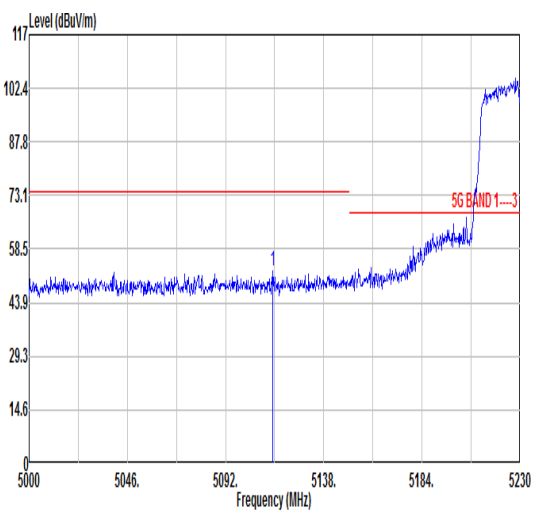
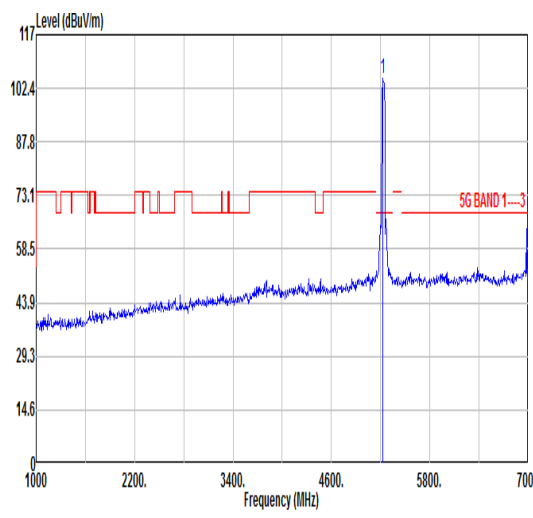
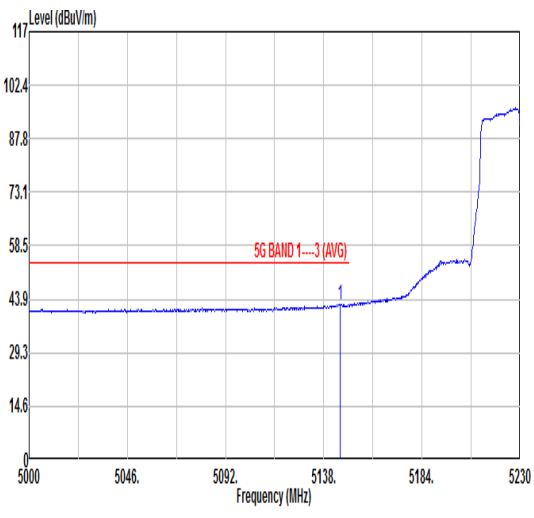
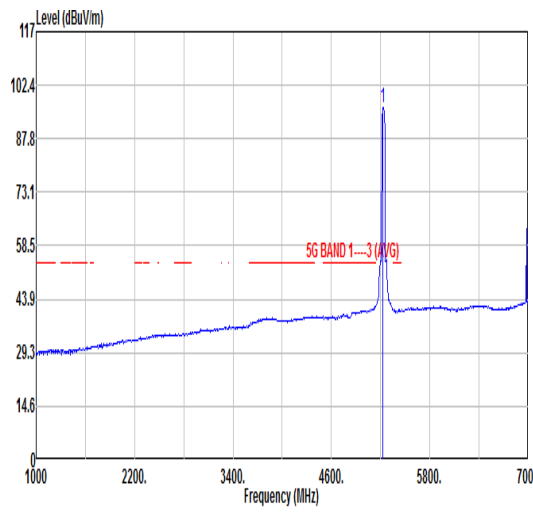
Mode		19																																																																														
		Band Edge - L																																																																														
		U-NII-1_5.15-5.25_802.11ac VHT40_CH38_Full_5190MHz																																																																														
Pol.	Vertical	Fundamental																																																																														
Peak	<table border="1"> <thead> <tr> <th>Limit</th> <th>Read</th> <th>Ant</th> <th>Cable</th> <th>Preamp</th> <th>Aux</th> <th>APos</th> <th>TPos</th> </tr> <tr> <th>Freq</th> <th>Level</th> <th>Line Margin</th> <th>Level Factor</th> <th>Loss Factor</th> <th>Factor</th> <th>Factor</th> <th>Remark</th> </tr> <tr> <th>MHz</th> <th>dBuV/m</th> <th>dBuV/m</th> <th>dB</th> <th>dBuV</th> <th>dB/m</th> <th>dB</th> <th>dB</th> <th>cm</th> <th>deg</th> </tr> </thead> <tbody> <tr> <td>1</td> <td>5147.90</td> <td>53.34</td> <td>74.00</td> <td>-20.66</td> <td>44.42</td> <td>35.03</td> <td>10.69</td> <td>36.80</td> <td>0.00</td> <td>100</td> <td>26</td> <td>PEAK</td> </tr> </tbody> </table>	Limit	Read	Ant	Cable	Preamp	Aux	APos	TPos	Freq	Level	Line Margin	Level Factor	Loss Factor	Factor	Factor	Remark	MHz	dBuV/m	dBuV/m	dB	dBuV	dB/m	dB	dB	cm	deg	1	5147.90	53.34	74.00	-20.66	44.42	35.03	10.69	36.80	0.00	100	26	PEAK	<table border="1"> <thead> <tr> <th>Limit</th> <th>Read</th> <th>Ant</th> <th>Cable</th> <th>Preamp</th> <th>Aux</th> <th>APos</th> <th>TPos</th> </tr> <tr> <th>Freq</th> <th>Level</th> <th>Line Margin</th> <th>Level Factor</th> <th>Loss Factor</th> <th>Factor</th> <th>Factor</th> <th>Remark</th> </tr> <tr> <th>MHz</th> <th>dBuV/m</th> <th>dBuV/m</th> <th>dB</th> <th>dBuV</th> <th>dB/m</th> <th>dB</th> <th>dB</th> <th>cm</th> <th>deg</th> </tr> </thead> <tbody> <tr> <td>1</td> <td>5190.00</td> <td>96.33</td> <td>-----</td> <td>-----</td> <td>87.33</td> <td>35.07</td> <td>10.74</td> <td>36.81</td> <td>0.00</td> <td>100</td> <td>26</td> <td>PEAK</td> </tr> </tbody> </table>	Limit	Read	Ant	Cable	Preamp	Aux	APos	TPos	Freq	Level	Line Margin	Level Factor	Loss Factor	Factor	Factor	Remark	MHz	dBuV/m	dBuV/m	dB	dBuV	dB/m	dB	dB	cm	deg	1	5190.00	96.33	-----	-----	87.33	35.07	10.74	36.81	0.00	100	26	PEAK
	Limit	Read	Ant	Cable	Preamp	Aux	APos	TPos																																																																								
Freq	Level	Line Margin	Level Factor	Loss Factor	Factor	Factor	Remark																																																																									
MHz	dBuV/m	dBuV/m	dB	dBuV	dB/m	dB	dB	cm	deg																																																																							
1	5147.90	53.34	74.00	-20.66	44.42	35.03	10.69	36.80	0.00	100	26	PEAK																																																																				
Limit	Read	Ant	Cable	Preamp	Aux	APos	TPos																																																																									
Freq	Level	Line Margin	Level Factor	Loss Factor	Factor	Factor	Remark																																																																									
MHz	dBuV/m	dBuV/m	dB	dBuV	dB/m	dB	dB	cm	deg																																																																							
1	5190.00	96.33	-----	-----	87.33	35.07	10.74	36.81	0.00	100	26	PEAK																																																																				
Avg	<table border="1"> <thead> <tr> <th>Limit</th> <th>Read</th> <th>Ant</th> <th>Cable</th> <th>Preamp</th> <th>Aux</th> <th>APos</th> <th>TPos</th> </tr> <tr> <th>Freq</th> <th>Level</th> <th>Line Margin</th> <th>Level Factor</th> <th>Loss Factor</th> <th>Factor</th> <th>Factor</th> <th>Remark</th> </tr> <tr> <th>MHz</th> <th>dBuV/m</th> <th>dBuV/m</th> <th>dB</th> <th>dBuV</th> <th>dB/m</th> <th>dB</th> <th>dB</th> <th>cm</th> <th>deg</th> </tr> </thead> <tbody> <tr> <td>1</td> <td>5150.00</td> <td>44.14</td> <td>54.00</td> <td>-9.86</td> <td>35.23</td> <td>35.03</td> <td>10.69</td> <td>36.81</td> <td>0.00</td> <td>100</td> <td>26</td> <td>AVERAGE</td> </tr> </tbody> </table>	Limit	Read	Ant	Cable	Preamp	Aux	APos	TPos	Freq	Level	Line Margin	Level Factor	Loss Factor	Factor	Factor	Remark	MHz	dBuV/m	dBuV/m	dB	dBuV	dB/m	dB	dB	cm	deg	1	5150.00	44.14	54.00	-9.86	35.23	35.03	10.69	36.81	0.00	100	26	AVERAGE	<table border="1"> <thead> <tr> <th>Limit</th> <th>Read</th> <th>Ant</th> <th>Cable</th> <th>Preamp</th> <th>Aux</th> <th>APos</th> <th>TPos</th> </tr> <tr> <th>Freq</th> <th>Level</th> <th>Line Margin</th> <th>Level Factor</th> <th>Loss Factor</th> <th>Factor</th> <th>Factor</th> <th>Remark</th> </tr> <tr> <th>MHz</th> <th>dBuV/m</th> <th>dBuV/m</th> <th>dB</th> <th>dBuV</th> <th>dB/m</th> <th>dB</th> <th>dB</th> <th>cm</th> <th>deg</th> </tr> </thead> <tbody> <tr> <td>1</td> <td>5190.00</td> <td>88.12</td> <td>-----</td> <td>-----</td> <td>79.12</td> <td>35.07</td> <td>10.74</td> <td>36.81</td> <td>0.00</td> <td>100</td> <td>26</td> <td>AVERAGE</td> </tr> </tbody> </table>	Limit	Read	Ant	Cable	Preamp	Aux	APos	TPos	Freq	Level	Line Margin	Level Factor	Loss Factor	Factor	Factor	Remark	MHz	dBuV/m	dBuV/m	dB	dBuV	dB/m	dB	dB	cm	deg	1	5190.00	88.12	-----	-----	79.12	35.07	10.74	36.81	0.00	100	26	AVERAGE
Limit	Read	Ant	Cable	Preamp	Aux	APos	TPos																																																																									
Freq	Level	Line Margin	Level Factor	Loss Factor	Factor	Factor	Remark																																																																									
MHz	dBuV/m	dBuV/m	dB	dBuV	dB/m	dB	dB	cm	deg																																																																							
1	5150.00	44.14	54.00	-9.86	35.23	35.03	10.69	36.81	0.00	100	26	AVERAGE																																																																				
Limit	Read	Ant	Cable	Preamp	Aux	APos	TPos																																																																									
Freq	Level	Line Margin	Level Factor	Loss Factor	Factor	Factor	Remark																																																																									
MHz	dBuV/m	dBuV/m	dB	dBuV	dB/m	dB	dB	cm	deg																																																																							
1	5190.00	88.12	-----	-----	79.12	35.07	10.74	36.81	0.00	100	26	AVERAGE																																																																				



		19																																						
Mode	Band Edge - R																																							
	U-NII-1_5.15-5.25_802.11ac VHT40_CH38_Full_5190MHz																																							
Pol.	Vertical	Fundamental																																						
Peak	<table border="1"> <thead> <tr> <th>Limit</th> <th>Read</th> <th>Ant</th> <th>Cable</th> <th>Preamp</th> <th>Aux</th> <th>APos</th> <th>TPos</th> </tr> <tr> <th>Freq</th> <th>Level</th> <th>Line</th> <th>Margin</th> <th>Level</th> <th>Factor</th> <th>Loss</th> <th>Factor</th> </tr> <tr> <th>MHz</th> <th>dBuV/m</th> <th>dBuV/m</th> <th>dB</th> <th>dBuV</th> <th>dB/m</th> <th>dB</th> <th>dB</th> </tr> </thead> <tbody> <tr> <td>1</td> <td>5457.84</td> <td>58.63</td> <td>74.00</td> <td>-23.37</td> <td>41.05</td> <td>35.32</td> <td>11.00</td> <td>36.82</td> <td>0.00</td> <td>100</td> <td>26</td> <td>PEAK</td> </tr> </tbody> </table>	Limit	Read	Ant	Cable	Preamp	Aux	APos	TPos	Freq	Level	Line	Margin	Level	Factor	Loss	Factor	MHz	dBuV/m	dBuV/m	dB	dBuV	dB/m	dB	dB	1	5457.84	58.63	74.00	-23.37	41.05	35.32	11.00	36.82	0.00	100	26	PEAK	Blank	
Limit	Read	Ant	Cable	Preamp	Aux	APos	TPos																																	
Freq	Level	Line	Margin	Level	Factor	Loss	Factor																																	
MHz	dBuV/m	dBuV/m	dB	dBuV	dB/m	dB	dB																																	
1	5457.84	58.63	74.00	-23.37	41.05	35.32	11.00	36.82	0.00	100	26	PEAK																												
Avg	<table border="1"> <thead> <tr> <th>Limit</th> <th>Read</th> <th>Ant</th> <th>Cable</th> <th>Preamp</th> <th>Aux</th> <th>APos</th> <th>TPos</th> </tr> <tr> <th>Freq</th> <th>Level</th> <th>Line</th> <th>Margin</th> <th>Level</th> <th>Factor</th> <th>Loss</th> <th>Factor</th> </tr> <tr> <th>MHz</th> <th>dBuV/m</th> <th>dBuV/m</th> <th>dB</th> <th>dBuV</th> <th>dB/m</th> <th>dB</th> <th>dB</th> </tr> </thead> <tbody> <tr> <td>1</td> <td>5448.93</td> <td>40.68</td> <td>54.00</td> <td>-13.32</td> <td>31.10</td> <td>35.31</td> <td>11.00</td> <td>36.81</td> <td>0.00</td> <td>100</td> <td>26</td> <td>AVERAGE</td> </tr> </tbody> </table>	Limit	Read	Ant	Cable	Preamp	Aux	APos	TPos	Freq	Level	Line	Margin	Level	Factor	Loss	Factor	MHz	dBuV/m	dBuV/m	dB	dBuV	dB/m	dB	dB	1	5448.93	40.68	54.00	-13.32	31.10	35.31	11.00	36.81	0.00	100	26	AVERAGE	Blank	
Limit	Read	Ant	Cable	Preamp	Aux	APos	TPos																																	
Freq	Level	Line	Margin	Level	Factor	Loss	Factor																																	
MHz	dBuV/m	dBuV/m	dB	dBuV	dB/m	dB	dB																																	
1	5448.93	40.68	54.00	-13.32	31.10	35.31	11.00	36.81	0.00	100	26	AVERAGE																												





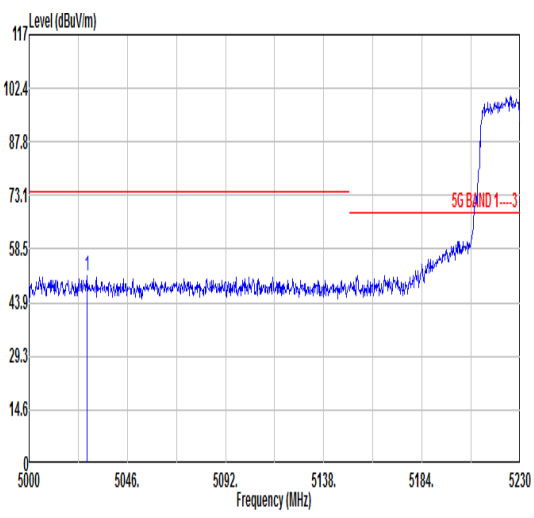
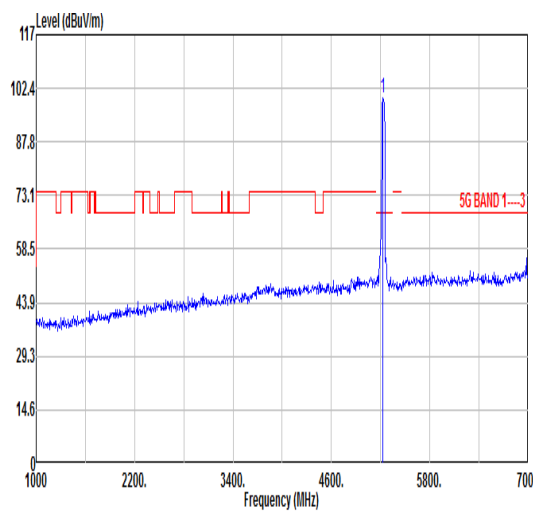
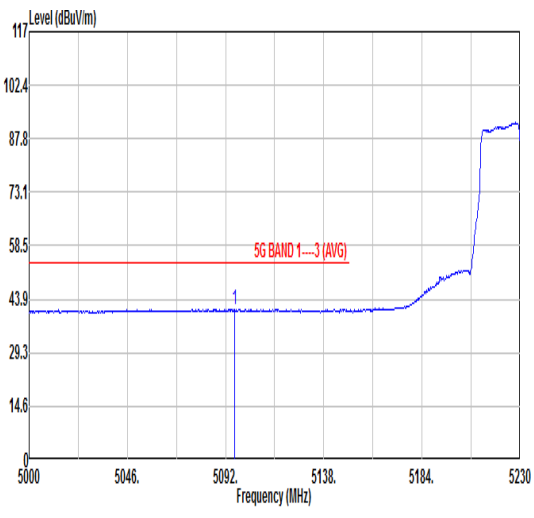
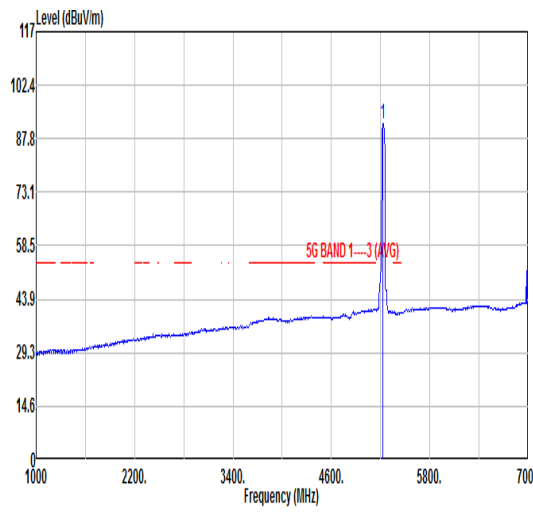
Mode		20																																																																														
		Band Edge - L																																																																														
		U-NII-1_5.15-5.25_802.11ac VHT40_CH46_Full_5230MHz																																																																														
Pol.	Horizontal	Fundamental																																																																														
Peak	 <table border="1"> <thead> <tr> <th>Limit</th> <th>Read</th> <th>Ant</th> <th>Cable</th> <th>Preamp</th> <th>Aux</th> <th>APos</th> <th>TPos</th> </tr> <tr> <th>Freq</th> <th>Level</th> <th>Line Margin</th> <th>Level Factor</th> <th>Loss Factor</th> <th>Factor</th> <th></th> <th>Remark</th> </tr> <tr> <th>MHz</th> <th>dBuV/m</th> <th>dBuV/m</th> <th>dB</th> <th>dBuV</th> <th>dB/m</th> <th>dB</th> <th>dB</th> <th>cm</th> <th>deg</th> </tr> </thead> <tbody> <tr> <td>1</td> <td>5114.08</td> <td>52.36</td> <td>74.00</td> <td>-21.64</td> <td>43.52</td> <td>34.99</td> <td>10.65</td> <td>36.80</td> <td>0.00</td> <td>100</td> <td>243</td> <td>PEAK</td> </tr> </tbody> </table>	Limit	Read	Ant	Cable	Preamp	Aux	APos	TPos	Freq	Level	Line Margin	Level Factor	Loss Factor	Factor		Remark	MHz	dBuV/m	dBuV/m	dB	dBuV	dB/m	dB	dB	cm	deg	1	5114.08	52.36	74.00	-21.64	43.52	34.99	10.65	36.80	0.00	100	243	PEAK	 <table border="1"> <thead> <tr> <th>Limit</th> <th>Read</th> <th>Ant</th> <th>Cable</th> <th>Preamp</th> <th>Aux</th> <th>APos</th> <th>TPos</th> </tr> <tr> <th>Freq</th> <th>Level</th> <th>Line Margin</th> <th>Level Factor</th> <th>Loss Factor</th> <th>Factor</th> <th></th> <th>Remark</th> </tr> <tr> <th>MHz</th> <th>dBuV/m</th> <th>dBuV/m</th> <th>dB</th> <th>dBuV</th> <th>dB/m</th> <th>dB</th> <th>dB</th> <th>cm</th> <th>deg</th> </tr> </thead> <tbody> <tr> <td>1</td> <td>5230.00</td> <td>105.15</td> <td>-----</td> <td>-----</td> <td>96.05</td> <td>35.11</td> <td>10.80</td> <td>36.81</td> <td>0.00</td> <td>100</td> <td>243</td> <td>PEAK</td> </tr> </tbody> </table>	Limit	Read	Ant	Cable	Preamp	Aux	APos	TPos	Freq	Level	Line Margin	Level Factor	Loss Factor	Factor		Remark	MHz	dBuV/m	dBuV/m	dB	dBuV	dB/m	dB	dB	cm	deg	1	5230.00	105.15	-----	-----	96.05	35.11	10.80	36.81	0.00	100	243	PEAK
	Limit	Read	Ant	Cable	Preamp	Aux	APos	TPos																																																																								
Freq	Level	Line Margin	Level Factor	Loss Factor	Factor		Remark																																																																									
MHz	dBuV/m	dBuV/m	dB	dBuV	dB/m	dB	dB	cm	deg																																																																							
1	5114.08	52.36	74.00	-21.64	43.52	34.99	10.65	36.80	0.00	100	243	PEAK																																																																				
Limit	Read	Ant	Cable	Preamp	Aux	APos	TPos																																																																									
Freq	Level	Line Margin	Level Factor	Loss Factor	Factor		Remark																																																																									
MHz	dBuV/m	dBuV/m	dB	dBuV	dB/m	dB	dB	cm	deg																																																																							
1	5230.00	105.15	-----	-----	96.05	35.11	10.80	36.81	0.00	100	243	PEAK																																																																				
Avg	 <table border="1"> <thead> <tr> <th>Limit</th> <th>Read</th> <th>Ant</th> <th>Cable</th> <th>Preamp</th> <th>Aux</th> <th>APos</th> <th>TPos</th> </tr> <tr> <th>Freq</th> <th>Level</th> <th>Line Margin</th> <th>Level Factor</th> <th>Loss Factor</th> <th>Factor</th> <th></th> <th>Remark</th> </tr> <tr> <th>MHz</th> <th>dBuV/m</th> <th>dBuV/m</th> <th>dB</th> <th>dBuV</th> <th>dB/m</th> <th>dB</th> <th>dB</th> <th>cm</th> <th>deg</th> </tr> </thead> <tbody> <tr> <td>1</td> <td>5145.82</td> <td>42.35</td> <td>54.00</td> <td>-11.65</td> <td>33.44</td> <td>35.03</td> <td>10.68</td> <td>36.80</td> <td>0.00</td> <td>100</td> <td>243</td> <td>AVERAGE</td> </tr> </tbody> </table>	Limit	Read	Ant	Cable	Preamp	Aux	APos	TPos	Freq	Level	Line Margin	Level Factor	Loss Factor	Factor		Remark	MHz	dBuV/m	dBuV/m	dB	dBuV	dB/m	dB	dB	cm	deg	1	5145.82	42.35	54.00	-11.65	33.44	35.03	10.68	36.80	0.00	100	243	AVERAGE	 <table border="1"> <thead> <tr> <th>Limit</th> <th>Read</th> <th>Ant</th> <th>Cable</th> <th>Preamp</th> <th>Aux</th> <th>APos</th> <th>TPos</th> </tr> <tr> <th>Freq</th> <th>Level</th> <th>Line Margin</th> <th>Level Factor</th> <th>Loss Factor</th> <th>Factor</th> <th></th> <th>Remark</th> </tr> <tr> <th>MHz</th> <th>dBuV/m</th> <th>dBuV/m</th> <th>dB</th> <th>dBuV</th> <th>dB/m</th> <th>dB</th> <th>dB</th> <th>cm</th> <th>deg</th> </tr> </thead> <tbody> <tr> <td>1</td> <td>5230.00</td> <td>96.42</td> <td>-----</td> <td>-----</td> <td>87.30</td> <td>35.12</td> <td>10.81</td> <td>36.81</td> <td>0.00</td> <td>100</td> <td>243</td> <td>AVERAGE</td> </tr> </tbody> </table>	Limit	Read	Ant	Cable	Preamp	Aux	APos	TPos	Freq	Level	Line Margin	Level Factor	Loss Factor	Factor		Remark	MHz	dBuV/m	dBuV/m	dB	dBuV	dB/m	dB	dB	cm	deg	1	5230.00	96.42	-----	-----	87.30	35.12	10.81	36.81	0.00	100	243	AVERAGE
Limit	Read	Ant	Cable	Preamp	Aux	APos	TPos																																																																									
Freq	Level	Line Margin	Level Factor	Loss Factor	Factor		Remark																																																																									
MHz	dBuV/m	dBuV/m	dB	dBuV	dB/m	dB	dB	cm	deg																																																																							
1	5145.82	42.35	54.00	-11.65	33.44	35.03	10.68	36.80	0.00	100	243	AVERAGE																																																																				
Limit	Read	Ant	Cable	Preamp	Aux	APos	TPos																																																																									
Freq	Level	Line Margin	Level Factor	Loss Factor	Factor		Remark																																																																									
MHz	dBuV/m	dBuV/m	dB	dBuV	dB/m	dB	dB	cm	deg																																																																							
1	5230.00	96.42	-----	-----	87.30	35.12	10.81	36.81	0.00	100	243	AVERAGE																																																																				





		20																																						
Mode	Band Edge - R																																							
	U-NII-1_5.15-5.25_802.11ac VHT40_CH46_Full_5230MHz																																							
Pol.	Horizontal	Fundamental																																						
Peak	<table border="1"> <thead> <tr> <th>Limit</th> <th>Read</th> <th>Ant</th> <th>Cable</th> <th>Preamp</th> <th>Aux</th> <th>APos</th> <th>TPos</th> </tr> <tr> <th>Freq</th> <th>Level</th> <th>Line</th> <th>Margin</th> <th>Level</th> <th>Factor</th> <th>Loss</th> <th>Factor</th> </tr> <tr> <th>MHz</th> <th>dBuV/m</th> <th>dBuV/m</th> <th>dB</th> <th>dBuV</th> <th>dB/m</th> <th>dB</th> <th>dB</th> </tr> </thead> <tbody> <tr> <td>1</td> <td>5441.14</td> <td>52.28</td> <td>74.00</td> <td>-21.72</td> <td>42.71</td> <td>35.30</td> <td>11.00</td> <td>36.81</td> <td>0.00</td> <td>100</td> <td>243</td> <td>PEAK</td> </tr> </tbody> </table>	Limit	Read	Ant	Cable	Preamp	Aux	APos	TPos	Freq	Level	Line	Margin	Level	Factor	Loss	Factor	MHz	dBuV/m	dBuV/m	dB	dBuV	dB/m	dB	dB	1	5441.14	52.28	74.00	-21.72	42.71	35.30	11.00	36.81	0.00	100	243	PEAK	Blank	
Limit	Read	Ant	Cable	Preamp	Aux	APos	TPos																																	
Freq	Level	Line	Margin	Level	Factor	Loss	Factor																																	
MHz	dBuV/m	dBuV/m	dB	dBuV	dB/m	dB	dB																																	
1	5441.14	52.28	74.00	-21.72	42.71	35.30	11.00	36.81	0.00	100	243	PEAK																												
Avg	<table border="1"> <thead> <tr> <th>Limit</th> <th>Read</th> <th>Ant</th> <th>Cable</th> <th>Preamp</th> <th>Aux</th> <th>APos</th> <th>TPos</th> </tr> <tr> <th>Freq</th> <th>Level</th> <th>Line</th> <th>Margin</th> <th>Level</th> <th>Factor</th> <th>Loss</th> <th>Factor</th> </tr> <tr> <th>MHz</th> <th>dBuV/m</th> <th>dBuV/m</th> <th>dB</th> <th>dBuV</th> <th>dB/m</th> <th>dB</th> <th>dB</th> </tr> </thead> <tbody> <tr> <td>1</td> <td>5370.07</td> <td>41.09</td> <td>54.00</td> <td>-12.91</td> <td>31.64</td> <td>35.24</td> <td>11.02</td> <td>36.81</td> <td>0.00</td> <td>100</td> <td>243</td> <td>AVERAGE</td> </tr> </tbody> </table>	Limit	Read	Ant	Cable	Preamp	Aux	APos	TPos	Freq	Level	Line	Margin	Level	Factor	Loss	Factor	MHz	dBuV/m	dBuV/m	dB	dBuV	dB/m	dB	dB	1	5370.07	41.09	54.00	-12.91	31.64	35.24	11.02	36.81	0.00	100	243	AVERAGE	Blank	
Limit	Read	Ant	Cable	Preamp	Aux	APos	TPos																																	
Freq	Level	Line	Margin	Level	Factor	Loss	Factor																																	
MHz	dBuV/m	dBuV/m	dB	dBuV	dB/m	dB	dB																																	
1	5370.07	41.09	54.00	-12.91	31.64	35.24	11.02	36.81	0.00	100	243	AVERAGE																												



Mode		20																																																																																		
		Band Edge - L																																																																																		
		U-NII-1_5.15-5.25_802.11ac VHT40_CH46_Full_5230MHz																																																																																		
Pol.	Vertical	Fundamental																																																																																		
Peak	 <table border="1"> <thead> <tr> <th>Limit</th> <th>Read</th> <th>Ant</th> <th>Cable</th> <th>Preamp</th> <th>Aux</th> <th>APos</th> <th>TPos</th> <th>Remark</th> </tr> <tr> <th>Freq</th> <th>Level</th> <th>Line Margin</th> <th>Level Factor</th> <th>Loss Factor</th> <th>Factor</th> <th></th> <th></th> <th></th> </tr> <tr> <th>MHz</th> <th>dBuV/m</th> <th>dBuV/m</th> <th>dB</th> <th>dBuV</th> <th>dB/m</th> <th>dB</th> <th>dB</th> <th>cm</th> <th>deg</th> </tr> </thead> <tbody> <tr> <td>1</td> <td>5027.14</td> <td>51.28</td> <td>74.00</td> <td>-22.72</td> <td>42.64</td> <td>34.90</td> <td>10.54</td> <td>36.00</td> <td>0.00</td> <td>382</td> <td>35</td> <td>PEAK</td> </tr> </tbody> </table>	Limit	Read	Ant	Cable	Preamp	Aux	APos	TPos	Remark	Freq	Level	Line Margin	Level Factor	Loss Factor	Factor				MHz	dBuV/m	dBuV/m	dB	dBuV	dB/m	dB	dB	cm	deg	1	5027.14	51.28	74.00	-22.72	42.64	34.90	10.54	36.00	0.00	382	35	PEAK	 <table border="1"> <thead> <tr> <th>Limit</th> <th>Read</th> <th>Ant</th> <th>Cable</th> <th>Preamp</th> <th>Aux</th> <th>APos</th> <th>TPos</th> <th>Remark</th> </tr> <tr> <th>Freq</th> <th>Level</th> <th>Line Margin</th> <th>Level Factor</th> <th>Loss Factor</th> <th>Factor</th> <th></th> <th></th> <th></th> </tr> <tr> <th>MHz</th> <th>dBuV/m</th> <th>dBuV/m</th> <th>dB</th> <th>dBuV</th> <th>dB/m</th> <th>dB</th> <th>dB</th> <th>cm</th> <th>deg</th> </tr> </thead> <tbody> <tr> <td>1</td> <td>5230.00</td> <td>99.87</td> <td>-----</td> <td>-----</td> <td>90.77</td> <td>35.11</td> <td>10.00</td> <td>36.81</td> <td>0.00</td> <td>382</td> <td>35</td> <td>PEAK</td> </tr> </tbody> </table>	Limit	Read	Ant	Cable	Preamp	Aux	APos	TPos	Remark	Freq	Level	Line Margin	Level Factor	Loss Factor	Factor				MHz	dBuV/m	dBuV/m	dB	dBuV	dB/m	dB	dB	cm	deg	1	5230.00	99.87	-----	-----	90.77	35.11	10.00	36.81	0.00	382	35	PEAK
	Limit	Read	Ant	Cable	Preamp	Aux	APos	TPos	Remark																																																																											
Freq	Level	Line Margin	Level Factor	Loss Factor	Factor																																																																															
MHz	dBuV/m	dBuV/m	dB	dBuV	dB/m	dB	dB	cm	deg																																																																											
1	5027.14	51.28	74.00	-22.72	42.64	34.90	10.54	36.00	0.00	382	35	PEAK																																																																								
Limit	Read	Ant	Cable	Preamp	Aux	APos	TPos	Remark																																																																												
Freq	Level	Line Margin	Level Factor	Loss Factor	Factor																																																																															
MHz	dBuV/m	dBuV/m	dB	dBuV	dB/m	dB	dB	cm	deg																																																																											
1	5230.00	99.87	-----	-----	90.77	35.11	10.00	36.81	0.00	382	35	PEAK																																																																								
Avg	 <table border="1"> <thead> <tr> <th>Limit</th> <th>Read</th> <th>Ant</th> <th>Cable</th> <th>Preamp</th> <th>Aux</th> <th>APos</th> <th>TPos</th> <th>Remark</th> </tr> <tr> <th>Freq</th> <th>Level</th> <th>Line Margin</th> <th>Level Factor</th> <th>Loss Factor</th> <th>Factor</th> <th></th> <th></th> <th></th> </tr> <tr> <th>MHz</th> <th>dBuV/m</th> <th>dBuV/m</th> <th>dB</th> <th>dBuV</th> <th>dB/m</th> <th>dB</th> <th>dB</th> <th>cm</th> <th>deg</th> </tr> </thead> <tbody> <tr> <td>1</td> <td>5096.14</td> <td>41.16</td> <td>54.00</td> <td>-12.84</td> <td>32.36</td> <td>34.98</td> <td>10.62</td> <td>36.00</td> <td>0.00</td> <td>382</td> <td>35</td> <td>AVERAGE</td> </tr> </tbody> </table>	Limit	Read	Ant	Cable	Preamp	Aux	APos	TPos	Remark	Freq	Level	Line Margin	Level Factor	Loss Factor	Factor				MHz	dBuV/m	dBuV/m	dB	dBuV	dB/m	dB	dB	cm	deg	1	5096.14	41.16	54.00	-12.84	32.36	34.98	10.62	36.00	0.00	382	35	AVERAGE	 <table border="1"> <thead> <tr> <th>Limit</th> <th>Read</th> <th>Ant</th> <th>Cable</th> <th>Preamp</th> <th>Aux</th> <th>APos</th> <th>TPos</th> <th>Remark</th> </tr> <tr> <th>Freq</th> <th>Level</th> <th>Line Margin</th> <th>Level Factor</th> <th>Loss Factor</th> <th>Factor</th> <th></th> <th></th> <th></th> </tr> <tr> <th>MHz</th> <th>dBuV/m</th> <th>dBuV/m</th> <th>dB</th> <th>dBuV</th> <th>dB/m</th> <th>dB</th> <th>dB</th> <th>cm</th> <th>deg</th> </tr> </thead> <tbody> <tr> <td>1</td> <td>5230.00</td> <td>92.01</td> <td>-----</td> <td>-----</td> <td>82.91</td> <td>35.11</td> <td>10.00</td> <td>36.81</td> <td>0.00</td> <td>382</td> <td>35</td> <td>AVERAGE</td> </tr> </tbody> </table>	Limit	Read	Ant	Cable	Preamp	Aux	APos	TPos	Remark	Freq	Level	Line Margin	Level Factor	Loss Factor	Factor				MHz	dBuV/m	dBuV/m	dB	dBuV	dB/m	dB	dB	cm	deg	1	5230.00	92.01	-----	-----	82.91	35.11	10.00	36.81	0.00	382	35	AVERAGE
Limit	Read	Ant	Cable	Preamp	Aux	APos	TPos	Remark																																																																												
Freq	Level	Line Margin	Level Factor	Loss Factor	Factor																																																																															
MHz	dBuV/m	dBuV/m	dB	dBuV	dB/m	dB	dB	cm	deg																																																																											
1	5096.14	41.16	54.00	-12.84	32.36	34.98	10.62	36.00	0.00	382	35	AVERAGE																																																																								
Limit	Read	Ant	Cable	Preamp	Aux	APos	TPos	Remark																																																																												
Freq	Level	Line Margin	Level Factor	Loss Factor	Factor																																																																															
MHz	dBuV/m	dBuV/m	dB	dBuV	dB/m	dB	dB	cm	deg																																																																											
1	5230.00	92.01	-----	-----	82.91	35.11	10.00	36.81	0.00	382	35	AVERAGE																																																																								



20																																																																									
Band Edge - R																																																																									
U-NII-1_5.15-5.25_802.11ac VHT40_CH46_Full_5230MHz																																																																									
Pol.	Vertical																																																																								
Pol.	Fundamental																																																																								
Peak	<table border="1"> <thead> <tr> <th>Limit</th> <th>Read</th> <th>Ant</th> <th>Cable</th> <th>Preamp</th> <th>Aux</th> <th>APos</th> <th>TPos</th> </tr> <tr> <th>Freq</th> <th>Level</th> <th>Line</th> <th>Margin</th> <th>Level</th> <th>Factor</th> <th>Loss</th> <th>Factor</th> </tr> <tr> <th>MHz</th> <th>dBuV/m</th> <th>dBuV/m</th> <th>dB</th> <th>dBuV</th> <th>dB/m</th> <th>dB</th> <th>dB</th> </tr> </thead> <tbody> <tr> <td>1</td> <td>5426.88</td> <td>58.34</td> <td>74.00</td> <td>-23.66</td> <td>40.79</td> <td>35.29</td> <td>11.07</td> </tr> <tr> <td></td> <td></td> <td></td> <td></td> <td></td> <td></td> <td></td> <td>36.81</td> </tr> <tr> <td></td> <td></td> <td></td> <td></td> <td></td> <td></td> <td></td> <td>0.00</td> </tr> <tr> <td></td> <td></td> <td></td> <td></td> <td></td> <td></td> <td></td> <td>382</td> </tr> <tr> <td></td> <td></td> <td></td> <td></td> <td></td> <td></td> <td></td> <td>35</td> </tr> <tr> <td></td> <td></td> <td></td> <td></td> <td></td> <td></td> <td></td> <td>PEAK</td> </tr> </tbody> </table>	Limit	Read	Ant	Cable	Preamp	Aux	APos	TPos	Freq	Level	Line	Margin	Level	Factor	Loss	Factor	MHz	dBuV/m	dBuV/m	dB	dBuV	dB/m	dB	dB	1	5426.88	58.34	74.00	-23.66	40.79	35.29	11.07								36.81								0.00								382								35								PEAK
Limit	Read	Ant	Cable	Preamp	Aux	APos	TPos																																																																		
Freq	Level	Line	Margin	Level	Factor	Loss	Factor																																																																		
MHz	dBuV/m	dBuV/m	dB	dBuV	dB/m	dB	dB																																																																		
1	5426.88	58.34	74.00	-23.66	40.79	35.29	11.07																																																																		
							36.81																																																																		
							0.00																																																																		
							382																																																																		
							35																																																																		
							PEAK																																																																		
Avg	<table border="1"> <thead> <tr> <th>Limit</th> <th>Read</th> <th>Ant</th> <th>Cable</th> <th>Preamp</th> <th>Aux</th> <th>APos</th> <th>TPos</th> </tr> <tr> <th>Freq</th> <th>Level</th> <th>Line</th> <th>Margin</th> <th>Level</th> <th>Factor</th> <th>Loss</th> <th>Factor</th> </tr> <tr> <th>MHz</th> <th>dBuV/m</th> <th>dBuV/m</th> <th>dB</th> <th>dBuV</th> <th>dB/m</th> <th>dB</th> <th>dB</th> </tr> </thead> <tbody> <tr> <td>1</td> <td>5455.86</td> <td>40.76</td> <td>54.00</td> <td>-13.24</td> <td>31.19</td> <td>35.31</td> <td>11.08</td> </tr> <tr> <td></td> <td></td> <td></td> <td></td> <td></td> <td></td> <td></td> <td>36.82</td> </tr> <tr> <td></td> <td></td> <td></td> <td></td> <td></td> <td></td> <td></td> <td>0.00</td> </tr> <tr> <td></td> <td></td> <td></td> <td></td> <td></td> <td></td> <td></td> <td>382</td> </tr> <tr> <td></td> <td></td> <td></td> <td></td> <td></td> <td></td> <td></td> <td>35</td> </tr> <tr> <td></td> <td></td> <td></td> <td></td> <td></td> <td></td> <td></td> <td>AVERAGE</td> </tr> </tbody> </table>	Limit	Read	Ant	Cable	Preamp	Aux	APos	TPos	Freq	Level	Line	Margin	Level	Factor	Loss	Factor	MHz	dBuV/m	dBuV/m	dB	dBuV	dB/m	dB	dB	1	5455.86	40.76	54.00	-13.24	31.19	35.31	11.08								36.82								0.00								382								35								AVERAGE
Limit	Read	Ant	Cable	Preamp	Aux	APos	TPos																																																																		
Freq	Level	Line	Margin	Level	Factor	Loss	Factor																																																																		
MHz	dBuV/m	dBuV/m	dB	dBuV	dB/m	dB	dB																																																																		
1	5455.86	40.76	54.00	-13.24	31.19	35.31	11.08																																																																		
							36.82																																																																		
							0.00																																																																		
							382																																																																		
							35																																																																		
							AVERAGE																																																																		



Mode	20																																																																																	
	Harmonic																																																																																	
	U-NII-1_5.15-5.25_802.11ac VHT40_CH46_Full_5230MHz																																																																																	
Pol.	Horizontal	Vertical																																																																																
Peak Avg	<table border="1"> <thead> <tr> <th>Limit</th> <th>Read</th> <th>Ant</th> <th>Cable</th> <th>Preamp</th> <th>Aux</th> <th>APos</th> <th>TPos</th> <th>Remark</th> </tr> <tr> <th>Freq</th> <th>Level</th> <th>Line Margin</th> <th>Level Factor</th> <th>Loss Factor</th> <th>Loss Factor</th> <th>Factor</th> <th></th> <th></th> </tr> <tr> <th>MHz</th> <th>dBuV/m</th> <th>dBuV/m</th> <th>dB</th> <th>dBuV</th> <th>dB/m</th> <th>dB</th> <th>dB</th> <th>cm</th> <th>deg</th> </tr> </thead> <tbody> <tr> <td>1 10460.00</td> <td>46.66</td> <td>68.30</td> <td>-21.64</td> <td>55.38</td> <td>38.35</td> <td>15.59</td> <td>62.66</td> <td>0.00</td> <td>100</td> <td>360</td> <td>PEAK</td> </tr> </tbody> </table>	Limit	Read	Ant	Cable	Preamp	Aux	APos	TPos	Remark	Freq	Level	Line Margin	Level Factor	Loss Factor	Loss Factor	Factor			MHz	dBuV/m	dBuV/m	dB	dBuV	dB/m	dB	dB	cm	deg	1 10460.00	46.66	68.30	-21.64	55.38	38.35	15.59	62.66	0.00	100	360	PEAK	<table border="1"> <thead> <tr> <th>Limit</th> <th>Read</th> <th>Ant</th> <th>Cable</th> <th>Preamp</th> <th>Aux</th> <th>APos</th> <th>TPos</th> <th>Remark</th> </tr> <tr> <th>Freq</th> <th>Level</th> <th>Line Margin</th> <th>Level Factor</th> <th>Loss Factor</th> <th>Loss Factor</th> <th>Factor</th> <th></th> <th></th> </tr> <tr> <th>MHz</th> <th>dBuV/m</th> <th>dBuV/m</th> <th>dB</th> <th>dBuV</th> <th>dB/m</th> <th>dB</th> <th>dB</th> <th>cm</th> <th>deg</th> </tr> </thead> <tbody> <tr> <td>1 10460.00</td> <td>46.34</td> <td>68.30</td> <td>-21.96</td> <td>55.06</td> <td>38.35</td> <td>15.59</td> <td>62.66</td> <td>0.00</td> <td>300</td> <td>360</td> <td>PEAK</td> </tr> </tbody> </table>	Limit	Read	Ant	Cable	Preamp	Aux	APos	TPos	Remark	Freq	Level	Line Margin	Level Factor	Loss Factor	Loss Factor	Factor			MHz	dBuV/m	dBuV/m	dB	dBuV	dB/m	dB	dB	cm	deg	1 10460.00	46.34	68.30	-21.96	55.06	38.35	15.59	62.66	0.00	300	360	PEAK
Limit	Read	Ant	Cable	Preamp	Aux	APos	TPos	Remark																																																																										
Freq	Level	Line Margin	Level Factor	Loss Factor	Loss Factor	Factor																																																																												
MHz	dBuV/m	dBuV/m	dB	dBuV	dB/m	dB	dB	cm	deg																																																																									
1 10460.00	46.66	68.30	-21.64	55.38	38.35	15.59	62.66	0.00	100	360	PEAK																																																																							
Limit	Read	Ant	Cable	Preamp	Aux	APos	TPos	Remark																																																																										
Freq	Level	Line Margin	Level Factor	Loss Factor	Loss Factor	Factor																																																																												
MHz	dBuV/m	dBuV/m	dB	dBuV	dB/m	dB	dB	cm	deg																																																																									
1 10460.00	46.34	68.30	-21.96	55.06	38.35	15.59	62.66	0.00	300	360	PEAK																																																																							



Mode		21																																																																										
		Band Edge - L																																																																										
		U-NII-2A_5.25-5.35_802.11ac_VHT40_CH54_Full_5270MHz																																																																										
Pol.	Horizontal	Fundamental																																																																										
Peak	<table border="1"> <thead> <tr> <th>Limit</th> <th>Read</th> <th>Ant</th> <th>Cable</th> <th>Preamp</th> <th>Aux</th> <th>APos</th> <th>TPos</th> </tr> <tr> <th>Freq</th> <th>Level</th> <th>Line</th> <th>Margin</th> <th>Level</th> <th>Factor</th> <th>Loss</th> <th>Factor</th> </tr> <tr> <th>MHz</th> <th>dBuV/m</th> <th>dBuV/m</th> <th>dB</th> <th>dBuV</th> <th>dB/m</th> <th>dB</th> <th>dB</th> </tr> </thead> <tbody> <tr> <td>1</td> <td>5149.85</td> <td>52.14</td> <td>74.00</td> <td>-21.86</td> <td>43.22</td> <td>35.03</td> <td>10.69</td> <td>36.00</td> <td>0.00</td> <td>100</td> <td>237</td> <td>PEAK</td> </tr> </tbody> </table>	Limit	Read	Ant	Cable	Preamp	Aux	APos	TPos	Freq	Level	Line	Margin	Level	Factor	Loss	Factor	MHz	dBuV/m	dBuV/m	dB	dBuV	dB/m	dB	dB	1	5149.85	52.14	74.00	-21.86	43.22	35.03	10.69	36.00	0.00	100	237	PEAK	<table border="1"> <thead> <tr> <th>Limit</th> <th>Read</th> <th>Ant</th> <th>Cable</th> <th>Preamp</th> <th>Aux</th> <th>APos</th> <th>TPos</th> </tr> <tr> <th>Freq</th> <th>Level</th> <th>Line</th> <th>Margin</th> <th>Level</th> <th>Factor</th> <th>Loss</th> <th>Factor</th> </tr> <tr> <th>MHz</th> <th>dBuV/m</th> <th>dBuV/m</th> <th>dB</th> <th>dBuV</th> <th>dB/m</th> <th>dB</th> <th>dB</th> </tr> </thead> <tbody> <tr> <td>1</td> <td>5270.00</td> <td>103.91</td> <td>-----</td> <td>-----</td> <td>94.71</td> <td>35.15</td> <td>10.86</td> <td>36.81</td> <td>0.00</td> <td>100</td> <td>237</td> <td>PEAK</td> </tr> </tbody> </table>	Limit	Read	Ant	Cable	Preamp	Aux	APos	TPos	Freq	Level	Line	Margin	Level	Factor	Loss	Factor	MHz	dBuV/m	dBuV/m	dB	dBuV	dB/m	dB	dB	1	5270.00	103.91	-----	-----	94.71	35.15	10.86	36.81	0.00	100	237	PEAK
Limit	Read	Ant	Cable	Preamp	Aux	APos	TPos																																																																					
Freq	Level	Line	Margin	Level	Factor	Loss	Factor																																																																					
MHz	dBuV/m	dBuV/m	dB	dBuV	dB/m	dB	dB																																																																					
1	5149.85	52.14	74.00	-21.86	43.22	35.03	10.69	36.00	0.00	100	237	PEAK																																																																
Limit	Read	Ant	Cable	Preamp	Aux	APos	TPos																																																																					
Freq	Level	Line	Margin	Level	Factor	Loss	Factor																																																																					
MHz	dBuV/m	dBuV/m	dB	dBuV	dB/m	dB	dB																																																																					
1	5270.00	103.91	-----	-----	94.71	35.15	10.86	36.81	0.00	100	237	PEAK																																																																
Avg	<table border="1"> <thead> <tr> <th>Limit</th> <th>Read</th> <th>Ant</th> <th>Cable</th> <th>Preamp</th> <th>Aux</th> <th>APos</th> <th>TPos</th> </tr> <tr> <th>Freq</th> <th>Level</th> <th>Line</th> <th>Margin</th> <th>Level</th> <th>Factor</th> <th>Loss</th> <th>Factor</th> </tr> <tr> <th>MHz</th> <th>dBuV/m</th> <th>dBuV/m</th> <th>dB</th> <th>dBuV</th> <th>dB/m</th> <th>dB</th> <th>dB</th> </tr> </thead> <tbody> <tr> <td>1</td> <td>5149.31</td> <td>41.66</td> <td>54.00</td> <td>-12.34</td> <td>32.74</td> <td>35.03</td> <td>10.69</td> <td>36.00</td> <td>0.00</td> <td>100</td> <td>237</td> <td>AVERAGE</td> </tr> </tbody> </table>	Limit	Read	Ant	Cable	Preamp	Aux	APos	TPos	Freq	Level	Line	Margin	Level	Factor	Loss	Factor	MHz	dBuV/m	dBuV/m	dB	dBuV	dB/m	dB	dB	1	5149.31	41.66	54.00	-12.34	32.74	35.03	10.69	36.00	0.00	100	237	AVERAGE	<table border="1"> <thead> <tr> <th>Limit</th> <th>Read</th> <th>Ant</th> <th>Cable</th> <th>Preamp</th> <th>Aux</th> <th>APos</th> <th>TPos</th> </tr> <tr> <th>Freq</th> <th>Level</th> <th>Line</th> <th>Margin</th> <th>Level</th> <th>Factor</th> <th>Loss</th> <th>Factor</th> </tr> <tr> <th>MHz</th> <th>dBuV/m</th> <th>dBuV/m</th> <th>dB</th> <th>dBuV</th> <th>dB/m</th> <th>dB</th> <th>dB</th> </tr> </thead> <tbody> <tr> <td>1</td> <td>5270.00</td> <td>96.43</td> <td>-----</td> <td>-----</td> <td>87.22</td> <td>35.15</td> <td>10.87</td> <td>36.81</td> <td>0.00</td> <td>100</td> <td>237</td> <td>AVERAGE</td> </tr> </tbody> </table>	Limit	Read	Ant	Cable	Preamp	Aux	APos	TPos	Freq	Level	Line	Margin	Level	Factor	Loss	Factor	MHz	dBuV/m	dBuV/m	dB	dBuV	dB/m	dB	dB	1	5270.00	96.43	-----	-----	87.22	35.15	10.87	36.81	0.00	100	237	AVERAGE
Limit	Read	Ant	Cable	Preamp	Aux	APos	TPos																																																																					
Freq	Level	Line	Margin	Level	Factor	Loss	Factor																																																																					
MHz	dBuV/m	dBuV/m	dB	dBuV	dB/m	dB	dB																																																																					
1	5149.31	41.66	54.00	-12.34	32.74	35.03	10.69	36.00	0.00	100	237	AVERAGE																																																																
Limit	Read	Ant	Cable	Preamp	Aux	APos	TPos																																																																					
Freq	Level	Line	Margin	Level	Factor	Loss	Factor																																																																					
MHz	dBuV/m	dBuV/m	dB	dBuV	dB/m	dB	dB																																																																					
1	5270.00	96.43	-----	-----	87.22	35.15	10.87	36.81	0.00	100	237	AVERAGE																																																																



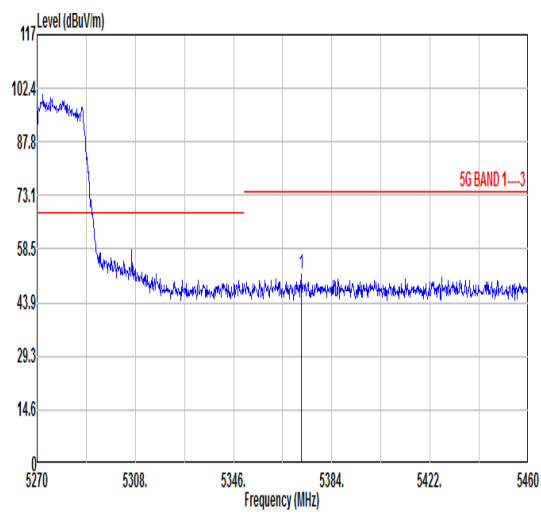
21																																																																	
Band Edge - R																																																																	
U-NII-2A_5.25-5.35_802.11ac_VHT40_CH54_Full_5270MHz																																																																	
Pol.	Horizontal																																																																
Pol.	Fundamental																																																																
Peak	<table border="1"> <thead> <tr> <th>Limit</th> <th>Read</th> <th>Ant</th> <th>Cable</th> <th>Preamp</th> <th>Aux</th> <th>APos</th> <th>TPos</th> </tr> <tr> <th>Freq</th> <th>Level</th> <th>Line</th> <th>Margin</th> <th>Level</th> <th>Factor</th> <th>Loss</th> <th>Factor</th> </tr> <tr> <th>MHz</th> <th>dBuV/m</th> <th>dBuV/m</th> <th>dB</th> <th>dBuV</th> <th>dB/m</th> <th>dB</th> <th>dB</th> </tr> </thead> <tbody> <tr> <td>1</td> <td>5366.33</td> <td>51.71</td> <td>74.00</td> <td>-22.29</td> <td>42.27</td> <td>35.24</td> <td>11.01</td> </tr> <tr> <td></td> <td></td> <td></td> <td></td> <td></td> <td></td> <td>36.81</td> <td>0.00</td> </tr> <tr> <td></td> <td></td> <td></td> <td></td> <td></td> <td></td> <td></td> <td>100</td> </tr> <tr> <td></td> <td></td> <td></td> <td></td> <td></td> <td></td> <td></td> <td>237</td> </tr> <tr> <td></td> <td></td> <td></td> <td></td> <td></td> <td></td> <td></td> <td>PEAK</td> </tr> </tbody> </table>	Limit	Read	Ant	Cable	Preamp	Aux	APos	TPos	Freq	Level	Line	Margin	Level	Factor	Loss	Factor	MHz	dBuV/m	dBuV/m	dB	dBuV	dB/m	dB	dB	1	5366.33	51.71	74.00	-22.29	42.27	35.24	11.01							36.81	0.00								100								237								PEAK
Limit	Read	Ant	Cable	Preamp	Aux	APos	TPos																																																										
Freq	Level	Line	Margin	Level	Factor	Loss	Factor																																																										
MHz	dBuV/m	dBuV/m	dB	dBuV	dB/m	dB	dB																																																										
1	5366.33	51.71	74.00	-22.29	42.27	35.24	11.01																																																										
						36.81	0.00																																																										
							100																																																										
							237																																																										
							PEAK																																																										
Avg	<table border="1"> <thead> <tr> <th>Limit</th> <th>Read</th> <th>Ant</th> <th>Cable</th> <th>Preamp</th> <th>Aux</th> <th>APos</th> <th>TPos</th> </tr> <tr> <th>Freq</th> <th>Level</th> <th>Line</th> <th>Margin</th> <th>Level</th> <th>Factor</th> <th>Loss</th> <th>Factor</th> </tr> <tr> <th>MHz</th> <th>dBuV/m</th> <th>dBuV/m</th> <th>dB</th> <th>dBuV</th> <th>dB/m</th> <th>dB</th> <th>dB</th> </tr> </thead> <tbody> <tr> <td>1</td> <td>5350.37</td> <td>42.94</td> <td>54.00</td> <td>-11.06</td> <td>33.53</td> <td>35.23</td> <td>10.99</td> </tr> <tr> <td></td> <td></td> <td></td> <td></td> <td></td> <td></td> <td>36.81</td> <td>0.00</td> </tr> <tr> <td></td> <td></td> <td></td> <td></td> <td></td> <td></td> <td></td> <td>100</td> </tr> <tr> <td></td> <td></td> <td></td> <td></td> <td></td> <td></td> <td></td> <td>237</td> </tr> <tr> <td></td> <td></td> <td></td> <td></td> <td></td> <td></td> <td></td> <td>AVERAGE</td> </tr> </tbody> </table>	Limit	Read	Ant	Cable	Preamp	Aux	APos	TPos	Freq	Level	Line	Margin	Level	Factor	Loss	Factor	MHz	dBuV/m	dBuV/m	dB	dBuV	dB/m	dB	dB	1	5350.37	42.94	54.00	-11.06	33.53	35.23	10.99							36.81	0.00								100								237								AVERAGE
Limit	Read	Ant	Cable	Preamp	Aux	APos	TPos																																																										
Freq	Level	Line	Margin	Level	Factor	Loss	Factor																																																										
MHz	dBuV/m	dBuV/m	dB	dBuV	dB/m	dB	dB																																																										
1	5350.37	42.94	54.00	-11.06	33.53	35.23	10.99																																																										
						36.81	0.00																																																										
							100																																																										
							237																																																										
							AVERAGE																																																										



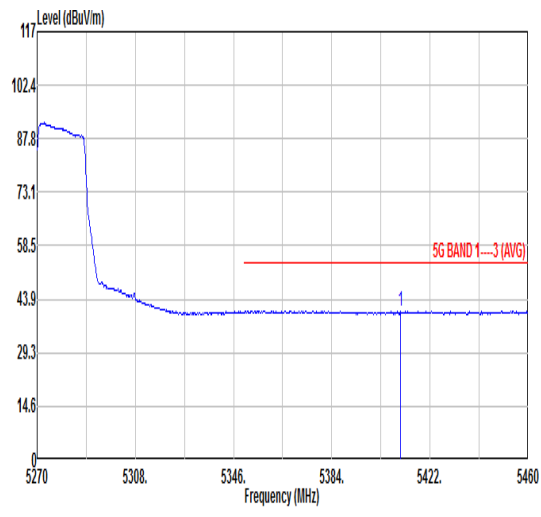
Mode		21																																																																																		
		Band Edge - L																																																																																		
		U-NII-2A_5.25-5.35_802.11ac_VHT40_CH54_Full_5270MHz																																																																																		
Pol.	Vertical	Fundamental																																																																																		
Peak	<table border="1"> <thead> <tr> <th>Limit</th> <th>Read</th> <th>Ant</th> <th>Cable</th> <th>Preamp</th> <th>Aux</th> <th>APos</th> <th>TPos</th> <th>Remark</th> </tr> <tr> <th>Freq</th> <th>Level</th> <th>Line Margin</th> <th>Level Factor</th> <th>Loss Factor</th> <th>Factor</th> <th>Factor</th> <th>Factor</th> <th></th> </tr> <tr> <th>MHz</th> <th>dBuV/m</th> <th>dBuV/m</th> <th>dB</th> <th>dBuV</th> <th>dB/m</th> <th>dB</th> <th>dB</th> <th>cm</th> <th>deg</th> </tr> </thead> <tbody> <tr> <td>1</td> <td>5024.57</td> <td>50.98</td> <td>74.00</td> <td>-23.02</td> <td>42.35</td> <td>34.90</td> <td>10.53</td> <td>36.00</td> <td>0.00</td> <td>398</td> <td>34</td> <td>PEAK</td> </tr> </tbody> </table>	Limit	Read	Ant	Cable	Preamp	Aux	APos	TPos	Remark	Freq	Level	Line Margin	Level Factor	Loss Factor	Factor	Factor	Factor		MHz	dBuV/m	dBuV/m	dB	dBuV	dB/m	dB	dB	cm	deg	1	5024.57	50.98	74.00	-23.02	42.35	34.90	10.53	36.00	0.00	398	34	PEAK	<table border="1"> <thead> <tr> <th>Limit</th> <th>Read</th> <th>Ant</th> <th>Cable</th> <th>Preamp</th> <th>Aux</th> <th>APos</th> <th>TPos</th> <th>Remark</th> </tr> <tr> <th>Freq</th> <th>Level</th> <th>Line Margin</th> <th>Level Factor</th> <th>Loss Factor</th> <th>Factor</th> <th>Factor</th> <th>Factor</th> <th></th> </tr> <tr> <th>MHz</th> <th>dBuV/m</th> <th>dBuV/m</th> <th>dB</th> <th>dBuV</th> <th>dB/m</th> <th>dB</th> <th>dB</th> <th>cm</th> <th>deg</th> </tr> </thead> <tbody> <tr> <td>1</td> <td>5270.00</td> <td>100.83</td> <td>-----</td> <td>-----</td> <td>91.63</td> <td>35.15</td> <td>10.86</td> <td>36.81</td> <td>0.00</td> <td>398</td> <td>34</td> <td>PEAK</td> </tr> </tbody> </table>	Limit	Read	Ant	Cable	Preamp	Aux	APos	TPos	Remark	Freq	Level	Line Margin	Level Factor	Loss Factor	Factor	Factor	Factor		MHz	dBuV/m	dBuV/m	dB	dBuV	dB/m	dB	dB	cm	deg	1	5270.00	100.83	-----	-----	91.63	35.15	10.86	36.81	0.00	398	34	PEAK
	Limit	Read	Ant	Cable	Preamp	Aux	APos	TPos	Remark																																																																											
Freq	Level	Line Margin	Level Factor	Loss Factor	Factor	Factor	Factor																																																																													
MHz	dBuV/m	dBuV/m	dB	dBuV	dB/m	dB	dB	cm	deg																																																																											
1	5024.57	50.98	74.00	-23.02	42.35	34.90	10.53	36.00	0.00	398	34	PEAK																																																																								
Limit	Read	Ant	Cable	Preamp	Aux	APos	TPos	Remark																																																																												
Freq	Level	Line Margin	Level Factor	Loss Factor	Factor	Factor	Factor																																																																													
MHz	dBuV/m	dBuV/m	dB	dBuV	dB/m	dB	dB	cm	deg																																																																											
1	5270.00	100.83	-----	-----	91.63	35.15	10.86	36.81	0.00	398	34	PEAK																																																																								
Avg	<table border="1"> <thead> <tr> <th>Limit</th> <th>Read</th> <th>Ant</th> <th>Cable</th> <th>Preamp</th> <th>Aux</th> <th>APos</th> <th>TPos</th> <th>Remark</th> </tr> <tr> <th>Freq</th> <th>Level</th> <th>Line Margin</th> <th>Level Factor</th> <th>Loss Factor</th> <th>Factor</th> <th>Factor</th> <th>Factor</th> <th></th> </tr> <tr> <th>MHz</th> <th>dBuV/m</th> <th>dBuV/m</th> <th>dB</th> <th>dBuV</th> <th>dB/m</th> <th>dB</th> <th>dB</th> <th>cm</th> <th>deg</th> </tr> </thead> <tbody> <tr> <td>1</td> <td>5133.65</td> <td>41.27</td> <td>54.00</td> <td>-12.73</td> <td>32.39</td> <td>35.01</td> <td>10.67</td> <td>36.00</td> <td>0.00</td> <td>398</td> <td>34</td> <td>AVERAGE</td> </tr> </tbody> </table>	Limit	Read	Ant	Cable	Preamp	Aux	APos	TPos	Remark	Freq	Level	Line Margin	Level Factor	Loss Factor	Factor	Factor	Factor		MHz	dBuV/m	dBuV/m	dB	dBuV	dB/m	dB	dB	cm	deg	1	5133.65	41.27	54.00	-12.73	32.39	35.01	10.67	36.00	0.00	398	34	AVERAGE	<table border="1"> <thead> <tr> <th>Limit</th> <th>Read</th> <th>Ant</th> <th>Cable</th> <th>Preamp</th> <th>Aux</th> <th>APos</th> <th>TPos</th> <th>Remark</th> </tr> <tr> <th>Freq</th> <th>Level</th> <th>Line Margin</th> <th>Level Factor</th> <th>Loss Factor</th> <th>Factor</th> <th>Factor</th> <th>Factor</th> <th></th> </tr> <tr> <th>MHz</th> <th>dBuV/m</th> <th>dBuV/m</th> <th>dB</th> <th>dBuV</th> <th>dB/m</th> <th>dB</th> <th>dB</th> <th>cm</th> <th>deg</th> </tr> </thead> <tbody> <tr> <td>1</td> <td>5270.00</td> <td>91.98</td> <td>-----</td> <td>-----</td> <td>82.76</td> <td>35.16</td> <td>10.87</td> <td>36.81</td> <td>0.00</td> <td>398</td> <td>34</td> <td>AVERAGE</td> </tr> </tbody> </table>	Limit	Read	Ant	Cable	Preamp	Aux	APos	TPos	Remark	Freq	Level	Line Margin	Level Factor	Loss Factor	Factor	Factor	Factor		MHz	dBuV/m	dBuV/m	dB	dBuV	dB/m	dB	dB	cm	deg	1	5270.00	91.98	-----	-----	82.76	35.16	10.87	36.81	0.00	398	34	AVERAGE
Limit	Read	Ant	Cable	Preamp	Aux	APos	TPos	Remark																																																																												
Freq	Level	Line Margin	Level Factor	Loss Factor	Factor	Factor	Factor																																																																													
MHz	dBuV/m	dBuV/m	dB	dBuV	dB/m	dB	dB	cm	deg																																																																											
1	5133.65	41.27	54.00	-12.73	32.39	35.01	10.67	36.00	0.00	398	34	AVERAGE																																																																								
Limit	Read	Ant	Cable	Preamp	Aux	APos	TPos	Remark																																																																												
Freq	Level	Line Margin	Level Factor	Loss Factor	Factor	Factor	Factor																																																																													
MHz	dBuV/m	dBuV/m	dB	dBuV	dB/m	dB	dB	cm	deg																																																																											
1	5270.00	91.98	-----	-----	82.76	35.16	10.87	36.81	0.00	398	34	AVERAGE																																																																								



21	
Mode	Band Edge - R
	U-NII-2A_5.25-5.35_802.11ac_VHT40_CH54_Full_5270MHz
Pol.	Vertical
Peak	Fundamental
	Blank
Avg	Blank



Limit	Read	Ant	Cable	Preamp	Aux	APos	TPos	Remark	
Freq	Level	Line	Margin	Level	Factor	Loss	Factor	Factor	
MHz	dBuV/m	dBuV/m	dB	dBuV	dB/m	dB	dB	dB	
1 5372.22	51.44	74.00	-22.56	41.99	35.24	11.02	36.81	0.00	398 34 PEAK



Limit	Read	Ant	Cable	Preamp	Aux	APos	TPos	Remark	
Freq	Level	Line	Margin	Level	Factor	Loss	Factor	Factor	
MHz	dBuV/m	dBuV/m	dB	dBuV	dB/m	dB	dB	dB	
1 5410.60	40.67	54.00	-13.33	31.14	35.28	11.06	36.81	0.00	398 34 AVERAGE





		21																																																																																																																		
Mode		Harmonic																																																																																																																		
		U-NII-2A_5.25-5.35_802.11ac VHT40_CH54_Full_5270MHz																																																																																																																		
Pol.	Horizontal	Vertical																																																																																																																		
Peak Avg	<table border="1"> <thead> <tr> <th>Limit</th> <th>Over</th> <th>Read</th> <th>Ant</th> <th>Cable</th> <th>Preamp</th> <th>Aux</th> <th>APos</th> <th>TPos</th> <th>Remark</th> </tr> <tr> <th>Freq</th> <th>Level</th> <th>Line</th> <th>Limit</th> <th>Level</th> <th>Factor</th> <th>Loss</th> <th>Factor</th> <th>Factor</th> <th></th> </tr> <tr> <th>MHz</th> <th>dBuV/m</th> <th>dBuV/m</th> <th>dB</th> <th>dBuV</th> <th>dB/m</th> <th>dB</th> <th>dB</th> <th>dB</th> <th>cm</th> <th>deg</th> </tr> </thead> <tbody> <tr> <td>1</td> <td>7026.70</td> <td>61.19</td> <td>68.30</td> <td>-7.11</td> <td>75.66</td> <td>36.51</td> <td>12.47</td> <td>63.45</td> <td>0.00</td> <td>100</td> <td>221</td> <td>PEAK</td> </tr> <tr> <td>2</td> <td>10540.00</td> <td>44.52</td> <td>68.30</td> <td>-23.78</td> <td>53.11</td> <td>38.38</td> <td>15.63</td> <td>62.60</td> <td>0.00</td> <td>100</td> <td>221</td> <td>PEAK</td> </tr> </tbody> </table>	Limit	Over	Read	Ant	Cable	Preamp	Aux	APos	TPos	Remark	Freq	Level	Line	Limit	Level	Factor	Loss	Factor	Factor		MHz	dBuV/m	dBuV/m	dB	dBuV	dB/m	dB	dB	dB	cm	deg	1	7026.70	61.19	68.30	-7.11	75.66	36.51	12.47	63.45	0.00	100	221	PEAK	2	10540.00	44.52	68.30	-23.78	53.11	38.38	15.63	62.60	0.00	100	221	PEAK	<table border="1"> <thead> <tr> <th>Limit</th> <th>Over</th> <th>Read</th> <th>Ant</th> <th>Cable</th> <th>Preamp</th> <th>Aux</th> <th>APos</th> <th>TPos</th> <th>Remark</th> </tr> <tr> <th>Freq</th> <th>Level</th> <th>Line</th> <th>Limit</th> <th>Level</th> <th>Factor</th> <th>Loss</th> <th>Factor</th> <th>Factor</th> <th></th> </tr> <tr> <th>MHz</th> <th>dBuV/m</th> <th>dBuV/m</th> <th>dB</th> <th>dBuV</th> <th>dB/m</th> <th>dB</th> <th>dB</th> <th>dB</th> <th>cm</th> <th>deg</th> </tr> </thead> <tbody> <tr> <td>1</td> <td>7033.00</td> <td>54.83</td> <td>68.30</td> <td>-13.47</td> <td>69.30</td> <td>36.51</td> <td>12.48</td> <td>63.46</td> <td>0.00</td> <td>100</td> <td>106</td> <td>Peak</td> </tr> <tr> <td>2</td> <td>10540.00</td> <td>45.06</td> <td>68.30</td> <td>-23.24</td> <td>53.65</td> <td>38.38</td> <td>15.63</td> <td>62.60</td> <td>0.00</td> <td>300</td> <td>360</td> <td>PEAK</td> </tr> </tbody> </table>	Limit	Over	Read	Ant	Cable	Preamp	Aux	APos	TPos	Remark	Freq	Level	Line	Limit	Level	Factor	Loss	Factor	Factor		MHz	dBuV/m	dBuV/m	dB	dBuV	dB/m	dB	dB	dB	cm	deg	1	7033.00	54.83	68.30	-13.47	69.30	36.51	12.48	63.46	0.00	100	106	Peak	2	10540.00	45.06	68.30	-23.24	53.65	38.38	15.63	62.60	0.00	300	360	PEAK
Limit	Over	Read	Ant	Cable	Preamp	Aux	APos	TPos	Remark																																																																																																											
Freq	Level	Line	Limit	Level	Factor	Loss	Factor	Factor																																																																																																												
MHz	dBuV/m	dBuV/m	dB	dBuV	dB/m	dB	dB	dB	cm	deg																																																																																																										
1	7026.70	61.19	68.30	-7.11	75.66	36.51	12.47	63.45	0.00	100	221	PEAK																																																																																																								
2	10540.00	44.52	68.30	-23.78	53.11	38.38	15.63	62.60	0.00	100	221	PEAK																																																																																																								
Limit	Over	Read	Ant	Cable	Preamp	Aux	APos	TPos	Remark																																																																																																											
Freq	Level	Line	Limit	Level	Factor	Loss	Factor	Factor																																																																																																												
MHz	dBuV/m	dBuV/m	dB	dBuV	dB/m	dB	dB	dB	cm	deg																																																																																																										
1	7033.00	54.83	68.30	-13.47	69.30	36.51	12.48	63.46	0.00	100	106	Peak																																																																																																								
2	10540.00	45.06	68.30	-23.24	53.65	38.38	15.63	62.60	0.00	300	360	PEAK																																																																																																								



22																																										
Band Edge - L																																										
U-NII-2A_5.25-5.35_802.11ac_VHT40_CH62_Full_5310MHz																																										
Pol.	Horizontal																																									
Peak	<table border="1"> <thead> <tr> <th>Limit</th> <th>Read</th> <th>Ant</th> <th>Cable</th> <th>Preamp</th> <th>Aux</th> <th>APos</th> <th>TPos</th> <th>Remark</th> </tr> <tr> <th>Freq</th> <th>Level</th> <th>Line Margin</th> <th>Level Factor</th> <th>Loss Factor</th> <th>Factor</th> <th></th> <th></th> <th></th> </tr> <tr> <th>MHz</th> <th>dBuV/m</th> <th>dBuV/m</th> <th>dB</th> <th>dBuV</th> <th>dB/m</th> <th>dB</th> <th>dB</th> <th>cm</th> <th>deg</th> </tr> </thead> <tbody> <tr> <td>1</td> <td>5118.73</td> <td>52.03</td> <td>74.00</td> <td>-21.97</td> <td>43.18</td> <td>35.00</td> <td>10.65</td> <td>36.00</td> <td>0.00</td> <td>100</td> <td>237</td> <td>PEAK</td> </tr> </tbody> </table>	Limit	Read	Ant	Cable	Preamp	Aux	APos	TPos	Remark	Freq	Level	Line Margin	Level Factor	Loss Factor	Factor				MHz	dBuV/m	dBuV/m	dB	dBuV	dB/m	dB	dB	cm	deg	1	5118.73	52.03	74.00	-21.97	43.18	35.00	10.65	36.00	0.00	100	237	PEAK
	Limit	Read	Ant	Cable	Preamp	Aux	APos	TPos	Remark																																	
Freq	Level	Line Margin	Level Factor	Loss Factor	Factor																																					
MHz	dBuV/m	dBuV/m	dB	dBuV	dB/m	dB	dB	cm	deg																																	
1	5118.73	52.03	74.00	-21.97	43.18	35.00	10.65	36.00	0.00	100	237	PEAK																														
<table border="1"> <thead> <tr> <th>Limit</th> <th>Read</th> <th>Ant</th> <th>Cable</th> <th>Preamp</th> <th>Aux</th> <th>APos</th> <th>TPos</th> <th>Remark</th> </tr> <tr> <th>Freq</th> <th>Level</th> <th>Line Margin</th> <th>Level Factor</th> <th>Loss Factor</th> <th>Factor</th> <th></th> <th></th> <th></th> </tr> <tr> <th>MHz</th> <th>dBuV/m</th> <th>dBuV/m</th> <th>dB</th> <th>dBuV</th> <th>dB/m</th> <th>dB</th> <th>dB</th> <th>cm</th> <th>deg</th> </tr> </thead> <tbody> <tr> <td>1</td> <td>5310.00</td> <td>103.96</td> <td>-----</td> <td>-----</td> <td>94.65</td> <td>35.19</td> <td>10.93</td> <td>36.81</td> <td>0.00</td> <td>100</td> <td>237</td> <td>PEAK</td> </tr> </tbody> </table>	Limit	Read	Ant	Cable	Preamp	Aux	APos	TPos	Remark	Freq	Level	Line Margin	Level Factor	Loss Factor	Factor				MHz	dBuV/m	dBuV/m	dB	dBuV	dB/m	dB	dB	cm	deg	1	5310.00	103.96	-----	-----	94.65	35.19	10.93	36.81	0.00	100	237	PEAK	
Limit	Read	Ant	Cable	Preamp	Aux	APos	TPos	Remark																																		
Freq	Level	Line Margin	Level Factor	Loss Factor	Factor																																					
MHz	dBuV/m	dBuV/m	dB	dBuV	dB/m	dB	dB	cm	deg																																	
1	5310.00	103.96	-----	-----	94.65	35.19	10.93	36.81	0.00	100	237	PEAK																														
Avg	<table border="1"> <thead> <tr> <th>Limit</th> <th>Read</th> <th>Ant</th> <th>Cable</th> <th>Preamp</th> <th>Aux</th> <th>APos</th> <th>TPos</th> <th>Remark</th> </tr> <tr> <th>Freq</th> <th>Level</th> <th>Line Margin</th> <th>Level Factor</th> <th>Loss Factor</th> <th>Factor</th> <th></th> <th></th> <th></th> </tr> <tr> <th>MHz</th> <th>dBuV/m</th> <th>dBuV/m</th> <th>dB</th> <th>dBuV</th> <th>dB/m</th> <th>dB</th> <th>dB</th> <th>cm</th> <th>deg</th> </tr> </thead> <tbody> <tr> <td>1</td> <td>5098.58</td> <td>41.33</td> <td>54.00</td> <td>-12.67</td> <td>32.52</td> <td>34.98</td> <td>10.63</td> <td>36.00</td> <td>0.00</td> <td>100</td> <td>237</td> <td>AVERAGE</td> </tr> </tbody> </table>	Limit	Read	Ant	Cable	Preamp	Aux	APos	TPos	Remark	Freq	Level	Line Margin	Level Factor	Loss Factor	Factor				MHz	dBuV/m	dBuV/m	dB	dBuV	dB/m	dB	dB	cm	deg	1	5098.58	41.33	54.00	-12.67	32.52	34.98	10.63	36.00	0.00	100	237	AVERAGE
	Limit	Read	Ant	Cable	Preamp	Aux	APos	TPos	Remark																																	
Freq	Level	Line Margin	Level Factor	Loss Factor	Factor																																					
MHz	dBuV/m	dBuV/m	dB	dBuV	dB/m	dB	dB	cm	deg																																	
1	5098.58	41.33	54.00	-12.67	32.52	34.98	10.63	36.00	0.00	100	237	AVERAGE																														
<table border="1"> <thead> <tr> <th>Limit</th> <th>Read</th> <th>Ant</th> <th>Cable</th> <th>Preamp</th> <th>Aux</th> <th>APos</th> <th>TPos</th> <th>Remark</th> </tr> <tr> <th>Freq</th> <th>Level</th> <th>Line Margin</th> <th>Level Factor</th> <th>Loss Factor</th> <th>Factor</th> <th></th> <th></th> <th></th> </tr> <tr> <th>MHz</th> <th>dBuV/m</th> <th>dBuV/m</th> <th>dB</th> <th>dBuV</th> <th>dB/m</th> <th>dB</th> <th>dB</th> <th>cm</th> <th>deg</th> </tr> </thead> <tbody> <tr> <td>1</td> <td>5310.00</td> <td>95.67</td> <td>-----</td> <td>-----</td> <td>86.36</td> <td>35.19</td> <td>10.93</td> <td>36.81</td> <td>0.00</td> <td>100</td> <td>237</td> <td>AVERAGE</td> </tr> </tbody> </table>	Limit	Read	Ant	Cable	Preamp	Aux	APos	TPos	Remark	Freq	Level	Line Margin	Level Factor	Loss Factor	Factor				MHz	dBuV/m	dBuV/m	dB	dBuV	dB/m	dB	dB	cm	deg	1	5310.00	95.67	-----	-----	86.36	35.19	10.93	36.81	0.00	100	237	AVERAGE	
Limit	Read	Ant	Cable	Preamp	Aux	APos	TPos	Remark																																		
Freq	Level	Line Margin	Level Factor	Loss Factor	Factor																																					
MHz	dBuV/m	dBuV/m	dB	dBuV	dB/m	dB	dB	cm	deg																																	
1	5310.00	95.67	-----	-----	86.36	35.19	10.93	36.81	0.00	100	237	AVERAGE																														



22																																																																									
Mode	Band Edge - R																																																																								
	U-NII-2A_5.25-5.35_802.11ac_VHT40_CH62_Full_5310MHz																																																																								
Pol.	Horizontal																																																																								
Pol.	Fundamental																																																																								
Peak	<table border="1"> <thead> <tr> <th>Limit</th> <th>Read</th> <th>Ant</th> <th>Cable</th> <th>Preamp</th> <th>Aux</th> <th>APos</th> <th>TPos</th> </tr> <tr> <th>Freq</th> <th>Level</th> <th>Line</th> <th>Margin</th> <th>Level</th> <th>Factor</th> <th>Loss</th> <th>Factor</th> </tr> <tr> <th>MHz</th> <th>dBuV/m</th> <th>dBuV/m</th> <th>dB</th> <th>dBuV</th> <th>dB/m</th> <th>dB</th> <th>dB</th> </tr> </thead> <tbody> <tr> <td>1</td> <td>5350.35</td> <td>59.39</td> <td>74.00</td> <td>-14.61</td> <td>49.98</td> <td>35.23</td> <td>10.99</td> </tr> <tr> <td></td> <td></td> <td></td> <td></td> <td></td> <td></td> <td></td> <td>36.81</td> </tr> <tr> <td></td> <td></td> <td></td> <td></td> <td></td> <td></td> <td></td> <td>0.00</td> </tr> <tr> <td></td> <td></td> <td></td> <td></td> <td></td> <td></td> <td></td> <td>100</td> </tr> <tr> <td></td> <td></td> <td></td> <td></td> <td></td> <td></td> <td></td> <td>237</td> </tr> <tr> <td></td> <td></td> <td></td> <td></td> <td></td> <td></td> <td></td> <td>PEAK</td> </tr> </tbody> </table>	Limit	Read	Ant	Cable	Preamp	Aux	APos	TPos	Freq	Level	Line	Margin	Level	Factor	Loss	Factor	MHz	dBuV/m	dBuV/m	dB	dBuV	dB/m	dB	dB	1	5350.35	59.39	74.00	-14.61	49.98	35.23	10.99								36.81								0.00								100								237								PEAK
Limit	Read	Ant	Cable	Preamp	Aux	APos	TPos																																																																		
Freq	Level	Line	Margin	Level	Factor	Loss	Factor																																																																		
MHz	dBuV/m	dBuV/m	dB	dBuV	dB/m	dB	dB																																																																		
1	5350.35	59.39	74.00	-14.61	49.98	35.23	10.99																																																																		
							36.81																																																																		
							0.00																																																																		
							100																																																																		
							237																																																																		
							PEAK																																																																		
Avg	<table border="1"> <thead> <tr> <th>Limit</th> <th>Read</th> <th>Ant</th> <th>Cable</th> <th>Preamp</th> <th>Aux</th> <th>APos</th> <th>TPos</th> </tr> <tr> <th>Freq</th> <th>Level</th> <th>Line</th> <th>Margin</th> <th>Level</th> <th>Factor</th> <th>Loss</th> <th>Factor</th> </tr> <tr> <th>MHz</th> <th>dBuV/m</th> <th>dBuV/m</th> <th>dB</th> <th>dBuV</th> <th>dB/m</th> <th>dB</th> <th>dB</th> </tr> </thead> <tbody> <tr> <td>1</td> <td>5350.05</td> <td>49.99</td> <td>54.00</td> <td>-4.01</td> <td>40.58</td> <td>35.23</td> <td>10.99</td> </tr> <tr> <td></td> <td></td> <td></td> <td></td> <td></td> <td></td> <td></td> <td>36.81</td> </tr> <tr> <td></td> <td></td> <td></td> <td></td> <td></td> <td></td> <td></td> <td>0.00</td> </tr> <tr> <td></td> <td></td> <td></td> <td></td> <td></td> <td></td> <td></td> <td>100</td> </tr> <tr> <td></td> <td></td> <td></td> <td></td> <td></td> <td></td> <td></td> <td>237</td> </tr> <tr> <td></td> <td></td> <td></td> <td></td> <td></td> <td></td> <td></td> <td>AVERAGE</td> </tr> </tbody> </table>	Limit	Read	Ant	Cable	Preamp	Aux	APos	TPos	Freq	Level	Line	Margin	Level	Factor	Loss	Factor	MHz	dBuV/m	dBuV/m	dB	dBuV	dB/m	dB	dB	1	5350.05	49.99	54.00	-4.01	40.58	35.23	10.99								36.81								0.00								100								237								AVERAGE
Limit	Read	Ant	Cable	Preamp	Aux	APos	TPos																																																																		
Freq	Level	Line	Margin	Level	Factor	Loss	Factor																																																																		
MHz	dBuV/m	dBuV/m	dB	dBuV	dB/m	dB	dB																																																																		
1	5350.05	49.99	54.00	-4.01	40.58	35.23	10.99																																																																		
							36.81																																																																		
							0.00																																																																		
							100																																																																		
							237																																																																		
							AVERAGE																																																																		



		22																																																																																								
Mode	Band Edge - L																																																																																									
	U-NII-2A_5.25-5.35_802.11ac VHT40_CH62_Full_5310MHz																																																																																									
Pol.	Vertical	Fundamental																																																																																								
Peak	<table border="1"> <thead> <tr> <th>Limit</th> <th>Read</th> <th>Ant</th> <th>Cable</th> <th>Preamp</th> <th>Aux</th> <th>APos</th> <th>TPos</th> <th colspan="2">Remark</th> </tr> <tr> <th>Freq</th> <th>Level</th> <th>Line Margin</th> <th>Level Factor</th> <th>Loss Factor</th> <th>Factor</th> <th>Factor</th> <th>Factor</th> <th>cm</th> <th>deg</th> </tr> <tr> <th>MHz</th> <th>dBuV/m</th> <th>dBuV/m</th> <th>dB</th> <th>dBuV</th> <th>dB/m</th> <th>dB</th> <th>dB</th> <th>dB</th> <th>cm</th> <th>deg</th> </tr> </thead> <tbody> <tr> <td>1</td> <td>5130.82</td> <td>50.00</td> <td>74.00</td> <td>-24.00</td> <td>42.30</td> <td>34.20</td> <td>10.59</td> <td>37.09</td> <td>0.00</td> <td>360</td> <td>0</td> <td>PEAK</td> </tr> </tbody> </table>	Limit	Read	Ant	Cable	Preamp	Aux	APos	TPos	Remark		Freq	Level	Line Margin	Level Factor	Loss Factor	Factor	Factor	Factor	cm	deg	MHz	dBuV/m	dBuV/m	dB	dBuV	dB/m	dB	dB	dB	cm	deg	1	5130.82	50.00	74.00	-24.00	42.30	34.20	10.59	37.09	0.00	360	0	PEAK	<table border="1"> <thead> <tr> <th>Limit</th> <th>Read</th> <th>Ant</th> <th>Cable</th> <th>Preamp</th> <th>Aux</th> <th>APos</th> <th>TPos</th> <th colspan="2">Remark</th> </tr> <tr> <th>Freq</th> <th>Level</th> <th>Line Margin</th> <th>Level Factor</th> <th>Loss Factor</th> <th>Factor</th> <th>Factor</th> <th>Factor</th> <th>cm</th> <th>deg</th> </tr> <tr> <th>MHz</th> <th>dBuV/m</th> <th>dBuV/m</th> <th>dB</th> <th>dBuV</th> <th>dB/m</th> <th>dB</th> <th>dB</th> <th>dB</th> <th>cm</th> <th>deg</th> </tr> </thead> <tbody> <tr> <td>1</td> <td>5310.00</td> <td>102.57</td> <td>-----</td> <td>-----</td> <td>94.09</td> <td>34.48</td> <td>10.73</td> <td>36.73</td> <td>0.00</td> <td>100</td> <td>262</td> <td>PEAK</td> </tr> </tbody> </table>	Limit	Read	Ant	Cable	Preamp	Aux	APos	TPos	Remark		Freq	Level	Line Margin	Level Factor	Loss Factor	Factor	Factor	Factor	cm	deg	MHz	dBuV/m	dBuV/m	dB	dBuV	dB/m	dB	dB	dB	cm	deg	1	5310.00	102.57	-----	-----	94.09	34.48	10.73	36.73	0.00	100	262	PEAK
	Limit	Read	Ant	Cable	Preamp	Aux	APos	TPos	Remark																																																																																	
Freq	Level	Line Margin	Level Factor	Loss Factor	Factor	Factor	Factor	cm	deg																																																																																	
MHz	dBuV/m	dBuV/m	dB	dBuV	dB/m	dB	dB	dB	cm	deg																																																																																
1	5130.82	50.00	74.00	-24.00	42.30	34.20	10.59	37.09	0.00	360	0	PEAK																																																																														
Limit	Read	Ant	Cable	Preamp	Aux	APos	TPos	Remark																																																																																		
Freq	Level	Line Margin	Level Factor	Loss Factor	Factor	Factor	Factor	cm	deg																																																																																	
MHz	dBuV/m	dBuV/m	dB	dBuV	dB/m	dB	dB	dB	cm	deg																																																																																
1	5310.00	102.57	-----	-----	94.09	34.48	10.73	36.73	0.00	100	262	PEAK																																																																														
Avg	<table border="1"> <thead> <tr> <th>Limit</th> <th>Read</th> <th>Ant</th> <th>Cable</th> <th>Preamp</th> <th>Aux</th> <th>APos</th> <th>TPos</th> <th colspan="2">Remark</th> </tr> <tr> <th>Freq</th> <th>Level</th> <th>Line Margin</th> <th>Level Factor</th> <th>Loss Factor</th> <th>Factor</th> <th>Factor</th> <th>Factor</th> <th>cm</th> <th>deg</th> </tr> <tr> <th>MHz</th> <th>dBuV/m</th> <th>dBuV/m</th> <th>dB</th> <th>dBuV</th> <th>dB/m</th> <th>dB</th> <th>dB</th> <th>dB</th> <th>cm</th> <th>deg</th> </tr> </thead> <tbody> <tr> <td>1</td> <td>5135.78</td> <td>39.35</td> <td>54.00</td> <td>-14.65</td> <td>31.63</td> <td>34.21</td> <td>10.59</td> <td>37.08</td> <td>0.00</td> <td>360</td> <td>0</td> <td>AVERAGE</td> </tr> </tbody> </table>	Limit	Read	Ant	Cable	Preamp	Aux	APos	TPos	Remark		Freq	Level	Line Margin	Level Factor	Loss Factor	Factor	Factor	Factor	cm	deg	MHz	dBuV/m	dBuV/m	dB	dBuV	dB/m	dB	dB	dB	cm	deg	1	5135.78	39.35	54.00	-14.65	31.63	34.21	10.59	37.08	0.00	360	0	AVERAGE	<table border="1"> <thead> <tr> <th>Limit</th> <th>Read</th> <th>Ant</th> <th>Cable</th> <th>Preamp</th> <th>Aux</th> <th>APos</th> <th>TPos</th> <th colspan="2">Remark</th> </tr> <tr> <th>Freq</th> <th>Level</th> <th>Line Margin</th> <th>Level Factor</th> <th>Loss Factor</th> <th>Factor</th> <th>Factor</th> <th>Factor</th> <th>cm</th> <th>deg</th> </tr> <tr> <th>MHz</th> <th>dBuV/m</th> <th>dBuV/m</th> <th>dB</th> <th>dBuV</th> <th>dB/m</th> <th>dB</th> <th>dB</th> <th>dB</th> <th>cm</th> <th>deg</th> </tr> </thead> <tbody> <tr> <td>1</td> <td>5310.00</td> <td>94.10</td> <td>-----</td> <td>-----</td> <td>85.64</td> <td>34.47</td> <td>10.73</td> <td>36.74</td> <td>0.00</td> <td>100</td> <td>262</td> <td>AVERAGE</td> </tr> </tbody> </table>	Limit	Read	Ant	Cable	Preamp	Aux	APos	TPos	Remark		Freq	Level	Line Margin	Level Factor	Loss Factor	Factor	Factor	Factor	cm	deg	MHz	dBuV/m	dBuV/m	dB	dBuV	dB/m	dB	dB	dB	cm	deg	1	5310.00	94.10	-----	-----	85.64	34.47	10.73	36.74	0.00	100	262	AVERAGE
Limit	Read	Ant	Cable	Preamp	Aux	APos	TPos	Remark																																																																																		
Freq	Level	Line Margin	Level Factor	Loss Factor	Factor	Factor	Factor	cm	deg																																																																																	
MHz	dBuV/m	dBuV/m	dB	dBuV	dB/m	dB	dB	dB	cm	deg																																																																																
1	5135.78	39.35	54.00	-14.65	31.63	34.21	10.59	37.08	0.00	360	0	AVERAGE																																																																														
Limit	Read	Ant	Cable	Preamp	Aux	APos	TPos	Remark																																																																																		
Freq	Level	Line Margin	Level Factor	Loss Factor	Factor	Factor	Factor	cm	deg																																																																																	
MHz	dBuV/m	dBuV/m	dB	dBuV	dB/m	dB	dB	dB	cm	deg																																																																																
1	5310.00	94.10	-----	-----	85.64	34.47	10.73	36.74	0.00	100	262	AVERAGE																																																																														



		22																																										
Mode		Band Edge - R																																										
		U-NII-2A_5.25-5.35_802.11ac_VHT40_CH62_Full_5310MHz																																										
Pol.	Vertical	Fundamental																																										
Peak	<table border="1"> <thead> <tr> <th>Limit</th> <th>Read</th> <th>Ant</th> <th>Cable</th> <th>Preamp</th> <th>Aux</th> <th>APos</th> <th>TPos</th> <th>Remark</th> </tr> <tr> <th>Freq</th> <th>Level</th> <th>Line</th> <th>Margin</th> <th>Level</th> <th>Factor</th> <th>Loss</th> <th>Factor</th> <th>Factor</th> </tr> <tr> <th>MHz</th> <th>dBuV/m</th> <th>dBuV/m</th> <th>dB</th> <th>dBuV</th> <th>dB/m</th> <th>dB</th> <th>dB</th> <th>cm</th> <th>deg</th> </tr> </thead> <tbody> <tr> <td>1</td> <td>5350.50</td> <td>59.98</td> <td>74.00</td> <td>-14.02</td> <td>51.38</td> <td>34.52</td> <td>10.75</td> <td>36.67</td> <td>0.00</td> <td>100</td> <td>262</td> <td>PEAK</td> </tr> </tbody> </table>	Limit	Read	Ant	Cable	Preamp	Aux	APos	TPos	Remark	Freq	Level	Line	Margin	Level	Factor	Loss	Factor	Factor	MHz	dBuV/m	dBuV/m	dB	dBuV	dB/m	dB	dB	cm	deg	1	5350.50	59.98	74.00	-14.02	51.38	34.52	10.75	36.67	0.00	100	262	PEAK	Blank	
Limit	Read	Ant	Cable	Preamp	Aux	APos	TPos	Remark																																				
Freq	Level	Line	Margin	Level	Factor	Loss	Factor	Factor																																				
MHz	dBuV/m	dBuV/m	dB	dBuV	dB/m	dB	dB	cm	deg																																			
1	5350.50	59.98	74.00	-14.02	51.38	34.52	10.75	36.67	0.00	100	262	PEAK																																
Avg	<table border="1"> <thead> <tr> <th>Limit</th> <th>Read</th> <th>Ant</th> <th>Cable</th> <th>Preamp</th> <th>Aux</th> <th>APos</th> <th>TPos</th> <th>Remark</th> </tr> <tr> <th>Freq</th> <th>Level</th> <th>Line</th> <th>Margin</th> <th>Level</th> <th>Factor</th> <th>Loss</th> <th>Factor</th> <th>Factor</th> </tr> <tr> <th>MHz</th> <th>dBuV/m</th> <th>dBuV/m</th> <th>dB</th> <th>dBuV</th> <th>dB/m</th> <th>dB</th> <th>dB</th> <th>cm</th> <th>deg</th> </tr> </thead> <tbody> <tr> <td>1</td> <td>5350.35</td> <td>46.41</td> <td>54.00</td> <td>-7.59</td> <td>37.81</td> <td>34.52</td> <td>10.75</td> <td>36.67</td> <td>0.00</td> <td>360</td> <td>0</td> <td>AVERAGE</td> </tr> </tbody> </table>	Limit	Read	Ant	Cable	Preamp	Aux	APos	TPos	Remark	Freq	Level	Line	Margin	Level	Factor	Loss	Factor	Factor	MHz	dBuV/m	dBuV/m	dB	dBuV	dB/m	dB	dB	cm	deg	1	5350.35	46.41	54.00	-7.59	37.81	34.52	10.75	36.67	0.00	360	0	AVERAGE	Blank	
Limit	Read	Ant	Cable	Preamp	Aux	APos	TPos	Remark																																				
Freq	Level	Line	Margin	Level	Factor	Loss	Factor	Factor																																				
MHz	dBuV/m	dBuV/m	dB	dBuV	dB/m	dB	dB	cm	deg																																			
1	5350.35	46.41	54.00	-7.59	37.81	34.52	10.75	36.67	0.00	360	0	AVERAGE																																



		22																																																																																																												
Mode	Harmonic																																																																																																													
	U-NII-2A_5.25-5.35_802.11ac VHT40_CH62_Full_5310MHz																																																																																																													
Pol.	Horizontal		Vertical																																																																																																											
Peak Avg																																																																																																														
	<table border="1"> <thead> <tr> <th>Limit</th> <th>Over</th> <th>Read</th> <th>Ant</th> <th>Cable</th> <th>Preamp</th> <th>Aux</th> <th>APos</th> <th>TPos</th> <th>Remark</th> </tr> <tr> <th>Freq</th> <th>Level</th> <th>Line</th> <th>Limit</th> <th>Level</th> <th>Factor</th> <th>Loss</th> <th>Factor</th> <th>Factor</th> <th></th> </tr> <tr> <th>MHz</th> <th>dBuV/m</th> <th>dBuV/m</th> <th>dB</th> <th>dBuV</th> <th>dB/m</th> <th>dB</th> <th>dB</th> <th>cm</th> <th>deg</th> </tr> </thead> <tbody> <tr> <td>1</td> <td>7888.00</td> <td>57.08</td> <td>68.30</td> <td>-11.22</td> <td>71.55</td> <td>36.52</td> <td>12.54</td> <td>63.53</td> <td>0.00</td> <td>100</td> <td>226 Peak</td> </tr> <tr> <td>2</td> <td>10620.00</td> <td>45.14</td> <td>74.00</td> <td>-28.86</td> <td>53.61</td> <td>38.40</td> <td>15.67</td> <td>62.54</td> <td>0.00</td> <td>100</td> <td>360 PEAK</td> </tr> </tbody> </table>		Limit	Over	Read	Ant	Cable	Preamp	Aux	APos	TPos	Remark	Freq	Level	Line	Limit	Level	Factor	Loss	Factor	Factor		MHz	dBuV/m	dBuV/m	dB	dBuV	dB/m	dB	dB	cm	deg	1	7888.00	57.08	68.30	-11.22	71.55	36.52	12.54	63.53	0.00	100	226 Peak	2	10620.00	45.14	74.00	-28.86	53.61	38.40	15.67	62.54	0.00	100	360 PEAK	<table border="1"> <thead> <tr> <th>Limit</th> <th>Over</th> <th>Read</th> <th>Ant</th> <th>Cable</th> <th>Preamp</th> <th>Aux</th> <th>APos</th> <th>TPos</th> <th>Remark</th> </tr> <tr> <th>Freq</th> <th>Level</th> <th>Line</th> <th>Limit</th> <th>Level</th> <th>Factor</th> <th>Loss</th> <th>Factor</th> <th>Factor</th> <th></th> </tr> <tr> <th>MHz</th> <th>dBuV/m</th> <th>dBuV/m</th> <th>dB</th> <th>dBuV</th> <th>dB/m</th> <th>dB</th> <th>dB</th> <th>cm</th> <th>deg</th> </tr> </thead> <tbody> <tr> <td>1</td> <td>7888.00</td> <td>52.77</td> <td>68.30</td> <td>-15.53</td> <td>67.24</td> <td>36.52</td> <td>12.54</td> <td>63.53</td> <td>0.00</td> <td>100</td> <td>102 Peak</td> </tr> <tr> <td>2</td> <td>10620.00</td> <td>48.85</td> <td>74.00</td> <td>-25.15</td> <td>57.32</td> <td>38.40</td> <td>15.67</td> <td>62.54</td> <td>0.00</td> <td>100</td> <td>79 PEAK</td> </tr> </tbody> </table>	Limit	Over	Read	Ant	Cable	Preamp	Aux	APos	TPos	Remark	Freq	Level	Line	Limit	Level	Factor	Loss	Factor	Factor		MHz	dBuV/m	dBuV/m	dB	dBuV	dB/m	dB	dB	cm	deg	1	7888.00	52.77	68.30	-15.53	67.24	36.52	12.54	63.53	0.00	100	102 Peak	2	10620.00	48.85	74.00	-25.15	57.32	38.40	15.67	62.54	0.00	100
Limit	Over	Read	Ant	Cable	Preamp	Aux	APos	TPos	Remark																																																																																																					
Freq	Level	Line	Limit	Level	Factor	Loss	Factor	Factor																																																																																																						
MHz	dBuV/m	dBuV/m	dB	dBuV	dB/m	dB	dB	cm	deg																																																																																																					
1	7888.00	57.08	68.30	-11.22	71.55	36.52	12.54	63.53	0.00	100	226 Peak																																																																																																			
2	10620.00	45.14	74.00	-28.86	53.61	38.40	15.67	62.54	0.00	100	360 PEAK																																																																																																			
Limit	Over	Read	Ant	Cable	Preamp	Aux	APos	TPos	Remark																																																																																																					
Freq	Level	Line	Limit	Level	Factor	Loss	Factor	Factor																																																																																																						
MHz	dBuV/m	dBuV/m	dB	dBuV	dB/m	dB	dB	cm	deg																																																																																																					
1	7888.00	52.77	68.30	-15.53	67.24	36.52	12.54	63.53	0.00	100	102 Peak																																																																																																			
2	10620.00	48.85	74.00	-25.15	57.32	38.40	15.67	62.54	0.00	100	79 PEAK																																																																																																			



Mode		23																																																																																															
		Band Edge - L																																																																																															
		U-NII-2C_5.47-5.725_802.11ac_VHT40_CH102_Full_5510MHz																																																																																															
Pol.	Horizontal					Fundamental																																																																																											
Peak	<table border="1"> <thead> <tr> <th>Limit</th> <th>Read</th> <th>Ant</th> <th>Cable</th> <th>Preamp</th> <th>Aux</th> <th>APos</th> <th>TPos</th> <th>Remark</th> </tr> <tr> <th>Freq</th> <th>Level</th> <th>Line Margin</th> <th>Level Factor</th> <th>Loss Factor</th> <th>Factor</th> <th>Factor</th> <th>Factor</th> <th></th> </tr> <tr> <th>MHz</th> <th>dBuV/m</th> <th>dBuV/m</th> <th>dB</th> <th>dBuV</th> <th>dB/m</th> <th>dB</th> <th>dB</th> <th>cm</th> <th>deg</th> </tr> </thead> <tbody> <tr> <td>1</td> <td>5459.12</td> <td>58.19</td> <td>74.00</td> <td>-15.81</td> <td>48.61</td> <td>35.32</td> <td>11.08</td> <td>36.82</td> <td>0.00</td> <td>100</td> <td>247</td> <td>PEAK</td> </tr> <tr> <td>2</td> <td>5467.28</td> <td>62.16</td> <td>68.30</td> <td>-6.14</td> <td>52.57</td> <td>35.32</td> <td>11.09</td> <td>36.82</td> <td>0.00</td> <td>100</td> <td>247</td> <td>PEAK</td> </tr> </tbody> </table>	Limit	Read	Ant	Cable	Preamp	Aux	APos	TPos	Remark	Freq	Level	Line Margin	Level Factor	Loss Factor	Factor	Factor	Factor		MHz	dBuV/m	dBuV/m	dB	dBuV	dB/m	dB	dB	cm	deg	1	5459.12	58.19	74.00	-15.81	48.61	35.32	11.08	36.82	0.00	100	247	PEAK	2	5467.28	62.16	68.30	-6.14	52.57	35.32	11.09	36.82	0.00	100	247	PEAK	<table border="1"> <thead> <tr> <th>Limit</th> <th>Read</th> <th>Ant</th> <th>Cable</th> <th>Preamp</th> <th>Aux</th> <th>APos</th> <th>TPos</th> <th>Remark</th> </tr> <tr> <th>Freq</th> <th>Level</th> <th>Line Margin</th> <th>Level Factor</th> <th>Loss Factor</th> <th>Factor</th> <th>Factor</th> <th>Factor</th> <th></th> </tr> <tr> <th>MHz</th> <th>dBuV/m</th> <th>dBuV/m</th> <th>dB</th> <th>dBuV</th> <th>dB/m</th> <th>dB</th> <th>dB</th> <th>cm</th> <th>deg</th> </tr> </thead> <tbody> <tr> <td>1</td> <td>5510.00</td> <td>105.19</td> <td>-----</td> <td>-----</td> <td>95.55</td> <td>35.36</td> <td>11.10</td> <td>36.82</td> <td>0.00</td> <td>100</td> <td>247</td> <td>PEAK</td> </tr> </tbody> </table>	Limit	Read	Ant	Cable	Preamp	Aux	APos	TPos	Remark	Freq	Level	Line Margin	Level Factor	Loss Factor	Factor	Factor	Factor		MHz	dBuV/m	dBuV/m	dB	dBuV	dB/m	dB	dB	cm	deg	1	5510.00	105.19	-----	-----	95.55	35.36	11.10	36.82	0.00	100	247	PEAK
	Limit	Read	Ant	Cable	Preamp	Aux	APos	TPos	Remark																																																																																								
Freq	Level	Line Margin	Level Factor	Loss Factor	Factor	Factor	Factor																																																																																										
MHz	dBuV/m	dBuV/m	dB	dBuV	dB/m	dB	dB	cm	deg																																																																																								
1	5459.12	58.19	74.00	-15.81	48.61	35.32	11.08	36.82	0.00	100	247	PEAK																																																																																					
2	5467.28	62.16	68.30	-6.14	52.57	35.32	11.09	36.82	0.00	100	247	PEAK																																																																																					
Limit	Read	Ant	Cable	Preamp	Aux	APos	TPos	Remark																																																																																									
Freq	Level	Line Margin	Level Factor	Loss Factor	Factor	Factor	Factor																																																																																										
MHz	dBuV/m	dBuV/m	dB	dBuV	dB/m	dB	dB	cm	deg																																																																																								
1	5510.00	105.19	-----	-----	95.55	35.36	11.10	36.82	0.00	100	247	PEAK																																																																																					
Avg	<table border="1"> <thead> <tr> <th>Limit</th> <th>Read</th> <th>Ant</th> <th>Cable</th> <th>Preamp</th> <th>Aux</th> <th>APos</th> <th>TPos</th> <th>Remark</th> </tr> <tr> <th>Freq</th> <th>Level</th> <th>Line Margin</th> <th>Level Factor</th> <th>Loss Factor</th> <th>Factor</th> <th>Factor</th> <th>Factor</th> <th></th> </tr> <tr> <th>MHz</th> <th>dBuV/m</th> <th>dBuV/m</th> <th>dB</th> <th>dBuV</th> <th>dB/m</th> <th>dB</th> <th>dB</th> <th>cm</th> <th>deg</th> </tr> </thead> <tbody> <tr> <td>1</td> <td>5459.60</td> <td>49.10</td> <td>54.00</td> <td>-4.90</td> <td>39.52</td> <td>35.32</td> <td>11.08</td> <td>36.82</td> <td>0.00</td> <td>100</td> <td>247</td> <td>AVERAGE</td> </tr> </tbody> </table>	Limit	Read	Ant	Cable	Preamp	Aux	APos	TPos	Remark	Freq	Level	Line Margin	Level Factor	Loss Factor	Factor	Factor	Factor		MHz	dBuV/m	dBuV/m	dB	dBuV	dB/m	dB	dB	cm	deg	1	5459.60	49.10	54.00	-4.90	39.52	35.32	11.08	36.82	0.00	100	247	AVERAGE	<table border="1"> <thead> <tr> <th>Limit</th> <th>Read</th> <th>Ant</th> <th>Cable</th> <th>Preamp</th> <th>Aux</th> <th>APos</th> <th>TPos</th> <th>Remark</th> </tr> <tr> <th>Freq</th> <th>Level</th> <th>Line Margin</th> <th>Level Factor</th> <th>Loss Factor</th> <th>Factor</th> <th>Factor</th> <th>Factor</th> <th></th> </tr> <tr> <th>MHz</th> <th>dBuV/m</th> <th>dBuV/m</th> <th>dB</th> <th>dBuV</th> <th>dB/m</th> <th>dB</th> <th>dB</th> <th>cm</th> <th>deg</th> </tr> </thead> <tbody> <tr> <td>1</td> <td>5510.00</td> <td>97.06</td> <td>-----</td> <td>-----</td> <td>87.42</td> <td>35.36</td> <td>11.10</td> <td>36.82</td> <td>0.00</td> <td>100</td> <td>247</td> <td>AVERAGE</td> </tr> </tbody> </table>	Limit	Read	Ant	Cable	Preamp	Aux	APos	TPos	Remark	Freq	Level	Line Margin	Level Factor	Loss Factor	Factor	Factor	Factor		MHz	dBuV/m	dBuV/m	dB	dBuV	dB/m	dB	dB	cm	deg	1	5510.00	97.06	-----	-----	87.42	35.36	11.10	36.82	0.00	100	247	AVERAGE													
Limit	Read	Ant	Cable	Preamp	Aux	APos	TPos	Remark																																																																																									
Freq	Level	Line Margin	Level Factor	Loss Factor	Factor	Factor	Factor																																																																																										
MHz	dBuV/m	dBuV/m	dB	dBuV	dB/m	dB	dB	cm	deg																																																																																								
1	5459.60	49.10	54.00	-4.90	39.52	35.32	11.08	36.82	0.00	100	247	AVERAGE																																																																																					
Limit	Read	Ant	Cable	Preamp	Aux	APos	TPos	Remark																																																																																									
Freq	Level	Line Margin	Level Factor	Loss Factor	Factor	Factor	Factor																																																																																										
MHz	dBuV/m	dBuV/m	dB	dBuV	dB/m	dB	dB	cm	deg																																																																																								
1	5510.00	97.06	-----	-----	87.42	35.36	11.10	36.82	0.00	100	247	AVERAGE																																																																																					



Mode	23																																																																	
	Band Edge - R																																																																	
	U-NII-2C_5.47-5.725_802.11ac VHT40_CH102_Full_5510MHz																																																																	
Pol.	Horizontal	Fundamental																																																																
Peak	<table border="1"> <thead> <tr> <th>Limit</th> <th>Read</th> <th>Ant</th> <th>Cable</th> <th>Preamp</th> <th>Aux</th> <th>APos</th> <th>TPos</th> </tr> <tr> <th>Freq</th> <th>Level</th> <th>Line</th> <th>Margin</th> <th>Level</th> <th>Factor</th> <th>Loss</th> <th>Factor</th> </tr> <tr> <th>MHz</th> <th>dBuV/m</th> <th>dBuV/m</th> <th>dB</th> <th>dBuV</th> <th>dB/m</th> <th>dB</th> <th>dB</th> </tr> </thead> <tbody> <tr> <td>1 5746.64</td> <td>50.73</td> <td>68.30</td> <td>-17.57</td> <td>40.55</td> <td>35.65</td> <td>11.29</td> <td>36.76</td> </tr> <tr> <td></td> <td></td> <td></td> <td></td> <td></td> <td></td> <td>0.00</td> <td></td> </tr> <tr> <td></td> <td></td> <td></td> <td></td> <td></td> <td></td> <td></td> <td>100</td> </tr> <tr> <td></td> <td></td> <td></td> <td></td> <td></td> <td></td> <td></td> <td>247</td> </tr> <tr> <td></td> <td></td> <td></td> <td></td> <td></td> <td></td> <td></td> <td>PEAK</td> </tr> </tbody> </table>	Limit	Read	Ant	Cable	Preamp	Aux	APos	TPos	Freq	Level	Line	Margin	Level	Factor	Loss	Factor	MHz	dBuV/m	dBuV/m	dB	dBuV	dB/m	dB	dB	1 5746.64	50.73	68.30	-17.57	40.55	35.65	11.29	36.76							0.00									100								247								PEAK	Blank
Limit	Read	Ant	Cable	Preamp	Aux	APos	TPos																																																											
Freq	Level	Line	Margin	Level	Factor	Loss	Factor																																																											
MHz	dBuV/m	dBuV/m	dB	dBuV	dB/m	dB	dB																																																											
1 5746.64	50.73	68.30	-17.57	40.55	35.65	11.29	36.76																																																											
						0.00																																																												
							100																																																											
							247																																																											
							PEAK																																																											





		23																																																																																												
Mode		Band Edge - L																																																																																												
		U-NII-2C_5.47-5.725_802.11ac_VHT40_CH102_Full_5510MHz																																																																																												
Pol.	Vertical	Fundamental																																																																																												
Peak	<table border="1"> <thead> <tr> <th>Limit</th> <th>Read</th> <th>Ant</th> <th>Cable</th> <th>Preamp</th> <th>Aux</th> <th>APos</th> <th>TPos</th> <th>Remark</th> </tr> <tr> <th>Freq</th> <th>Level</th> <th>Line Margin</th> <th>Level Factor</th> <th>Loss Factor</th> <th>Factor</th> <th></th> <th></th> <th></th> </tr> <tr> <th>MHz</th> <th>dBuV/m</th> <th>dBuV/m</th> <th>dB</th> <th>dBuV</th> <th>dB/m</th> <th>dB</th> <th>dB</th> <th>cm</th> <th>deg</th> </tr> </thead> <tbody> <tr> <td>1</td> <td>5459.92</td> <td>54.54</td> <td>74.00</td> <td>-19.46</td> <td>44.96</td> <td>35.32</td> <td>11.08</td> <td>36.82</td> <td>0.00</td> <td>106</td> <td>0 PEAK</td> </tr> <tr> <td>2</td> <td>5468.56</td> <td>57.10</td> <td>68.30</td> <td>-11.20</td> <td>47.51</td> <td>35.32</td> <td>11.09</td> <td>36.82</td> <td>0.00</td> <td>106</td> <td>0 PEAK</td> </tr> </tbody> </table>	Limit	Read	Ant	Cable	Preamp	Aux	APos	TPos	Remark	Freq	Level	Line Margin	Level Factor	Loss Factor	Factor				MHz	dBuV/m	dBuV/m	dB	dBuV	dB/m	dB	dB	cm	deg	1	5459.92	54.54	74.00	-19.46	44.96	35.32	11.08	36.82	0.00	106	0 PEAK	2	5468.56	57.10	68.30	-11.20	47.51	35.32	11.09	36.82	0.00	106	0 PEAK	<table border="1"> <thead> <tr> <th>Limit</th> <th>Read</th> <th>Ant</th> <th>Cable</th> <th>Preamp</th> <th>Aux</th> <th>APos</th> <th>TPos</th> <th>Remark</th> </tr> <tr> <th>Freq</th> <th>Level</th> <th>Line Margin</th> <th>Level Factor</th> <th>Loss Factor</th> <th>Factor</th> <th></th> <th></th> <th></th> </tr> <tr> <th>MHz</th> <th>dBuV/m</th> <th>dBuV/m</th> <th>dB</th> <th>dBuV</th> <th>dB/m</th> <th>dB</th> <th>dB</th> <th>cm</th> <th>deg</th> </tr> </thead> <tbody> <tr> <td>1</td> <td>5510.00</td> <td>98.97</td> <td>-----</td> <td>-----</td> <td>89.30</td> <td>35.38</td> <td>11.11</td> <td>36.82</td> <td>0.00</td> <td>106</td> <td>0 PEAK</td> </tr> </tbody> </table>	Limit	Read	Ant	Cable	Preamp	Aux	APos	TPos	Remark	Freq	Level	Line Margin	Level Factor	Loss Factor	Factor				MHz	dBuV/m	dBuV/m	dB	dBuV	dB/m	dB	dB	cm	deg	1	5510.00	98.97	-----	-----	89.30	35.38	11.11	36.82	0.00	106	0 PEAK
	Limit	Read	Ant	Cable	Preamp	Aux	APos	TPos	Remark																																																																																					
Freq	Level	Line Margin	Level Factor	Loss Factor	Factor																																																																																									
MHz	dBuV/m	dBuV/m	dB	dBuV	dB/m	dB	dB	cm	deg																																																																																					
1	5459.92	54.54	74.00	-19.46	44.96	35.32	11.08	36.82	0.00	106	0 PEAK																																																																																			
2	5468.56	57.10	68.30	-11.20	47.51	35.32	11.09	36.82	0.00	106	0 PEAK																																																																																			
Limit	Read	Ant	Cable	Preamp	Aux	APos	TPos	Remark																																																																																						
Freq	Level	Line Margin	Level Factor	Loss Factor	Factor																																																																																									
MHz	dBuV/m	dBuV/m	dB	dBuV	dB/m	dB	dB	cm	deg																																																																																					
1	5510.00	98.97	-----	-----	89.30	35.38	11.11	36.82	0.00	106	0 PEAK																																																																																			
Avg	<table border="1"> <thead> <tr> <th>Limit</th> <th>Read</th> <th>Ant</th> <th>Cable</th> <th>Preamp</th> <th>Aux</th> <th>APos</th> <th>TPos</th> <th>Remark</th> </tr> <tr> <th>Freq</th> <th>Level</th> <th>Line Margin</th> <th>Level Factor</th> <th>Loss Factor</th> <th>Factor</th> <th></th> <th></th> <th></th> </tr> <tr> <th>MHz</th> <th>dBuV/m</th> <th>dBuV/m</th> <th>dB</th> <th>dBuV</th> <th>dB/m</th> <th>dB</th> <th>dB</th> <th>cm</th> <th>deg</th> </tr> </thead> <tbody> <tr> <td>1</td> <td>5459.92</td> <td>43.50</td> <td>54.00</td> <td>-10.50</td> <td>33.92</td> <td>35.32</td> <td>11.08</td> <td>36.82</td> <td>0.00</td> <td>106</td> <td>0 AVERAGE</td> </tr> </tbody> </table>	Limit	Read	Ant	Cable	Preamp	Aux	APos	TPos	Remark	Freq	Level	Line Margin	Level Factor	Loss Factor	Factor				MHz	dBuV/m	dBuV/m	dB	dBuV	dB/m	dB	dB	cm	deg	1	5459.92	43.50	54.00	-10.50	33.92	35.32	11.08	36.82	0.00	106	0 AVERAGE	<table border="1"> <thead> <tr> <th>Limit</th> <th>Read</th> <th>Ant</th> <th>Cable</th> <th>Preamp</th> <th>Aux</th> <th>APos</th> <th>TPos</th> <th>Remark</th> </tr> <tr> <th>Freq</th> <th>Level</th> <th>Line Margin</th> <th>Level Factor</th> <th>Loss Factor</th> <th>Factor</th> <th></th> <th></th> <th></th> </tr> <tr> <th>MHz</th> <th>dBuV/m</th> <th>dBuV/m</th> <th>dB</th> <th>dBuV</th> <th>dB/m</th> <th>dB</th> <th>dB</th> <th>cm</th> <th>deg</th> </tr> </thead> <tbody> <tr> <td>1</td> <td>5510.00</td> <td>90.86</td> <td>-----</td> <td>-----</td> <td>81.20</td> <td>35.37</td> <td>11.11</td> <td>36.82</td> <td>0.00</td> <td>106</td> <td>0 AVERAGE</td> </tr> </tbody> </table>	Limit	Read	Ant	Cable	Preamp	Aux	APos	TPos	Remark	Freq	Level	Line Margin	Level Factor	Loss Factor	Factor				MHz	dBuV/m	dBuV/m	dB	dBuV	dB/m	dB	dB	cm	deg	1	5510.00	90.86	-----	-----	81.20	35.37	11.11	36.82	0.00	106	0 AVERAGE												
Limit	Read	Ant	Cable	Preamp	Aux	APos	TPos	Remark																																																																																						
Freq	Level	Line Margin	Level Factor	Loss Factor	Factor																																																																																									
MHz	dBuV/m	dBuV/m	dB	dBuV	dB/m	dB	dB	cm	deg																																																																																					
1	5459.92	43.50	54.00	-10.50	33.92	35.32	11.08	36.82	0.00	106	0 AVERAGE																																																																																			
Limit	Read	Ant	Cable	Preamp	Aux	APos	TPos	Remark																																																																																						
Freq	Level	Line Margin	Level Factor	Loss Factor	Factor																																																																																									
MHz	dBuV/m	dBuV/m	dB	dBuV	dB/m	dB	dB	cm	deg																																																																																					
1	5510.00	90.86	-----	-----	81.20	35.37	11.11	36.82	0.00	106	0 AVERAGE																																																																																			



Mode	23																																																	
	Band Edge - R																																																	
	U-NII-2C_5.47-5.725_802.11ac VHT40_CH102_Full_5510MHz																																																	
Pol.	Vertical	Fundamental																																																
Peak	<table border="1"> <thead> <tr> <th>Limit</th> <th>Read</th> <th>Ant</th> <th>Cable</th> <th>Preamp</th> <th>Aux</th> <th>APos</th> <th>TPos</th> </tr> <tr> <th>Freq</th> <th>Level</th> <th>Line</th> <th>Margin</th> <th>Level</th> <th>Factor</th> <th>Loss</th> <th>Factor</th> </tr> <tr> <th>MHz</th> <th>dBuV/m</th> <th>dBuV/m</th> <th>dB</th> <th>dBuV</th> <th>dB/m</th> <th>dB</th> <th>dB</th> </tr> </thead> <tbody> <tr> <td>1 5732.36</td> <td>50.47</td> <td>68.30</td> <td>-17.83</td> <td>40.34</td> <td>35.63</td> <td>11.27</td> <td>36.77</td> </tr> <tr> <td></td> <td></td> <td></td> <td></td> <td></td> <td></td> <td>0.00</td> <td>106</td> </tr> <tr> <td></td> <td></td> <td></td> <td></td> <td></td> <td></td> <td></td> <td>0 PEAK</td> </tr> </tbody> </table>	Limit	Read	Ant	Cable	Preamp	Aux	APos	TPos	Freq	Level	Line	Margin	Level	Factor	Loss	Factor	MHz	dBuV/m	dBuV/m	dB	dBuV	dB/m	dB	dB	1 5732.36	50.47	68.30	-17.83	40.34	35.63	11.27	36.77							0.00	106								0 PEAK	Blank
Limit	Read	Ant	Cable	Preamp	Aux	APos	TPos																																											
Freq	Level	Line	Margin	Level	Factor	Loss	Factor																																											
MHz	dBuV/m	dBuV/m	dB	dBuV	dB/m	dB	dB																																											
1 5732.36	50.47	68.30	-17.83	40.34	35.63	11.27	36.77																																											
						0.00	106																																											
							0 PEAK																																											



		23																																																																																																																																																																						
Mode		Harmonic																																																																																																																																																																						
		U-NII-2C_5.47-5.725_802.11ac VHT40_CH102_Full_5510MHz																																																																																																																																																																						
Pol.	Horizontal	Vertical																																																																																																																																																																						
Peak Avg	<table border="1"> <thead> <tr> <th>Limit</th> <th>Over</th> <th>Read</th> <th>Ant</th> <th>Cable</th> <th>Preamp</th> <th>Aux</th> <th>APos</th> <th>TPos</th> <th>Remark</th> </tr> <tr> <th>Freq</th> <th>Level</th> <th>Line</th> <th>Limit</th> <th>Level</th> <th>Factor</th> <th>Loss</th> <th>Factor</th> <th>Factor</th> <th></th> </tr> <tr> <th>MHz</th> <th>dBuV/m</th> <th>dBuV/m</th> <th>dB</th> <th>dBuV</th> <th>dB/m</th> <th>dB</th> <th>dB</th> <th>dB</th> <th>cm</th> <th>deg</th> </tr> </thead> <tbody> <tr> <td>1</td> <td>7346.70</td> <td>50.90</td> <td>74.00</td> <td>-23.10</td> <td>65.41</td> <td>36.57</td> <td>12.73</td> <td>63.81</td> <td>0.00</td> <td>115</td> <td>225</td> <td>PEAK</td> </tr> <tr> <td>2</td> <td>7346.70</td> <td>50.65</td> <td>54.00</td> <td>-3.35</td> <td>65.16</td> <td>36.57</td> <td>12.73</td> <td>63.81</td> <td>0.00</td> <td>115</td> <td>225</td> <td>AVERAGE</td> </tr> <tr> <td>3</td> <td>11020.00</td> <td>45.81</td> <td>74.00</td> <td>-28.19</td> <td>53.63</td> <td>38.54</td> <td>15.88</td> <td>62.24</td> <td>0.00</td> <td>115</td> <td>225</td> <td>PEAK</td> </tr> <tr> <td>4</td> <td>11020.00</td> <td>42.35</td> <td>54.00</td> <td>-11.65</td> <td>50.17</td> <td>38.54</td> <td>15.88</td> <td>62.24</td> <td>0.00</td> <td>115</td> <td>225</td> <td>AVERAGE</td> </tr> </tbody> </table>	Limit	Over	Read	Ant	Cable	Preamp	Aux	APos	TPos	Remark	Freq	Level	Line	Limit	Level	Factor	Loss	Factor	Factor		MHz	dBuV/m	dBuV/m	dB	dBuV	dB/m	dB	dB	dB	cm	deg	1	7346.70	50.90	74.00	-23.10	65.41	36.57	12.73	63.81	0.00	115	225	PEAK	2	7346.70	50.65	54.00	-3.35	65.16	36.57	12.73	63.81	0.00	115	225	AVERAGE	3	11020.00	45.81	74.00	-28.19	53.63	38.54	15.88	62.24	0.00	115	225	PEAK	4	11020.00	42.35	54.00	-11.65	50.17	38.54	15.88	62.24	0.00	115	225	AVERAGE	<table border="1"> <thead> <tr> <th>Limit</th> <th>Over</th> <th>Read</th> <th>Ant</th> <th>Cable</th> <th>Preamp</th> <th>Aux</th> <th>APos</th> <th>TPos</th> <th>Remark</th> </tr> <tr> <th>Freq</th> <th>Level</th> <th>Line</th> <th>Limit</th> <th>Level</th> <th>Factor</th> <th>Loss</th> <th>Factor</th> <th>Factor</th> <th></th> </tr> <tr> <th>MHz</th> <th>dBuV/m</th> <th>dBuV/m</th> <th>dB</th> <th>dBuV</th> <th>dB/m</th> <th>dB</th> <th>dB</th> <th>dB</th> <th>cm</th> <th>deg</th> </tr> </thead> <tbody> <tr> <td>1</td> <td>7346.70</td> <td>50.46</td> <td>74.00</td> <td>-23.54</td> <td>64.97</td> <td>36.57</td> <td>12.73</td> <td>63.81</td> <td>0.00</td> <td>101</td> <td>213</td> <td>PEAK</td> </tr> <tr> <td>2</td> <td>7346.70</td> <td>49.39</td> <td>54.00</td> <td>-4.61</td> <td>63.90</td> <td>36.57</td> <td>12.73</td> <td>63.81</td> <td>0.00</td> <td>101</td> <td>213</td> <td>AVERAGE</td> </tr> <tr> <td>3</td> <td>11020.00</td> <td>47.57</td> <td>74.00</td> <td>-26.43</td> <td>55.39</td> <td>38.54</td> <td>15.88</td> <td>62.24</td> <td>0.00</td> <td>101</td> <td>84</td> <td>PEAK</td> </tr> <tr> <td>4</td> <td>11020.00</td> <td>45.52</td> <td>54.00</td> <td>-8.48</td> <td>53.34</td> <td>38.54</td> <td>15.88</td> <td>62.24</td> <td>0.00</td> <td>101</td> <td>84</td> <td>AVERAGE</td> </tr> </tbody> </table>	Limit	Over	Read	Ant	Cable	Preamp	Aux	APos	TPos	Remark	Freq	Level	Line	Limit	Level	Factor	Loss	Factor	Factor		MHz	dBuV/m	dBuV/m	dB	dBuV	dB/m	dB	dB	dB	cm	deg	1	7346.70	50.46	74.00	-23.54	64.97	36.57	12.73	63.81	0.00	101	213	PEAK	2	7346.70	49.39	54.00	-4.61	63.90	36.57	12.73	63.81	0.00	101	213	AVERAGE	3	11020.00	47.57	74.00	-26.43	55.39	38.54	15.88	62.24	0.00	101	84	PEAK	4	11020.00	45.52	54.00	-8.48	53.34	38.54	15.88	62.24	0.00	101	84	AVERAGE
Limit	Over	Read	Ant	Cable	Preamp	Aux	APos	TPos	Remark																																																																																																																																																															
Freq	Level	Line	Limit	Level	Factor	Loss	Factor	Factor																																																																																																																																																																
MHz	dBuV/m	dBuV/m	dB	dBuV	dB/m	dB	dB	dB	cm	deg																																																																																																																																																														
1	7346.70	50.90	74.00	-23.10	65.41	36.57	12.73	63.81	0.00	115	225	PEAK																																																																																																																																																												
2	7346.70	50.65	54.00	-3.35	65.16	36.57	12.73	63.81	0.00	115	225	AVERAGE																																																																																																																																																												
3	11020.00	45.81	74.00	-28.19	53.63	38.54	15.88	62.24	0.00	115	225	PEAK																																																																																																																																																												
4	11020.00	42.35	54.00	-11.65	50.17	38.54	15.88	62.24	0.00	115	225	AVERAGE																																																																																																																																																												
Limit	Over	Read	Ant	Cable	Preamp	Aux	APos	TPos	Remark																																																																																																																																																															
Freq	Level	Line	Limit	Level	Factor	Loss	Factor	Factor																																																																																																																																																																
MHz	dBuV/m	dBuV/m	dB	dBuV	dB/m	dB	dB	dB	cm	deg																																																																																																																																																														
1	7346.70	50.46	74.00	-23.54	64.97	36.57	12.73	63.81	0.00	101	213	PEAK																																																																																																																																																												
2	7346.70	49.39	54.00	-4.61	63.90	36.57	12.73	63.81	0.00	101	213	AVERAGE																																																																																																																																																												
3	11020.00	47.57	74.00	-26.43	55.39	38.54	15.88	62.24	0.00	101	84	PEAK																																																																																																																																																												
4	11020.00	45.52	54.00	-8.48	53.34	38.54	15.88	62.24	0.00	101	84	AVERAGE																																																																																																																																																												



Mode		24																																																																																															
		Band Edge - L																																																																																															
		U-NII-2C_5.47-5.725_802.11ac VHT40_CH110_Full_5550MHz																																																																																															
Pol.	Horizontal	Fundamental																																																																																															
Peak	<table border="1"> <thead> <tr> <th>Limit</th> <th>Read</th> <th>Ant</th> <th>Cable</th> <th>Preamp</th> <th>Aux</th> <th>APos</th> <th>TPos</th> <th>Remark</th> </tr> <tr> <th>Freq</th> <th>Level</th> <th>Line Margin</th> <th>Level Factor</th> <th>Loss Factor</th> <th>Factor</th> <th></th> <th></th> <th></th> </tr> <tr> <th>MHz</th> <th>dBuV/m</th> <th>dBuV/m</th> <th>dB</th> <th>dBuV</th> <th>dB/m</th> <th>dB</th> <th>dB</th> <th>cm</th> <th>deg</th> </tr> </thead> <tbody> <tr> <td>1</td> <td>5444.60</td> <td>51.61</td> <td>74.00</td> <td>-22.39</td> <td>42.03</td> <td>35.31</td> <td>11.08</td> <td>36.81</td> <td>0.00</td> <td>100</td> <td>237</td> <td>PEAK</td> </tr> <tr> <td>2</td> <td>5467.40</td> <td>52.41</td> <td>68.30</td> <td>-15.89</td> <td>42.82</td> <td>35.32</td> <td>11.09</td> <td>36.82</td> <td>0.00</td> <td>100</td> <td>237</td> <td>PEAK</td> </tr> </tbody> </table>	Limit	Read	Ant	Cable	Preamp	Aux	APos	TPos	Remark	Freq	Level	Line Margin	Level Factor	Loss Factor	Factor				MHz	dBuV/m	dBuV/m	dB	dBuV	dB/m	dB	dB	cm	deg	1	5444.60	51.61	74.00	-22.39	42.03	35.31	11.08	36.81	0.00	100	237	PEAK	2	5467.40	52.41	68.30	-15.89	42.82	35.32	11.09	36.82	0.00	100	237	PEAK	<table border="1"> <thead> <tr> <th>Limit</th> <th>Read</th> <th>Ant</th> <th>Cable</th> <th>Preamp</th> <th>Aux</th> <th>APos</th> <th>TPos</th> <th>Remark</th> </tr> <tr> <th>Freq</th> <th>Level</th> <th>Line Margin</th> <th>Level Factor</th> <th>Loss Factor</th> <th>Factor</th> <th></th> <th></th> <th></th> </tr> <tr> <th>MHz</th> <th>dBuV/m</th> <th>dBuV/m</th> <th>dB</th> <th>dBuV</th> <th>dB/m</th> <th>dB</th> <th>dB</th> <th>cm</th> <th>deg</th> </tr> </thead> <tbody> <tr> <td>1</td> <td>5550.00</td> <td>105.90</td> <td>-----</td> <td>-----</td> <td>96.18</td> <td>35.42</td> <td>11.12</td> <td>36.82</td> <td>0.00</td> <td>100</td> <td>237</td> <td>PEAK</td> </tr> </tbody> </table>	Limit	Read	Ant	Cable	Preamp	Aux	APos	TPos	Remark	Freq	Level	Line Margin	Level Factor	Loss Factor	Factor				MHz	dBuV/m	dBuV/m	dB	dBuV	dB/m	dB	dB	cm	deg	1	5550.00	105.90	-----	-----	96.18	35.42	11.12	36.82	0.00	100	237	PEAK
	Limit	Read	Ant	Cable	Preamp	Aux	APos	TPos	Remark																																																																																								
Freq	Level	Line Margin	Level Factor	Loss Factor	Factor																																																																																												
MHz	dBuV/m	dBuV/m	dB	dBuV	dB/m	dB	dB	cm	deg																																																																																								
1	5444.60	51.61	74.00	-22.39	42.03	35.31	11.08	36.81	0.00	100	237	PEAK																																																																																					
2	5467.40	52.41	68.30	-15.89	42.82	35.32	11.09	36.82	0.00	100	237	PEAK																																																																																					
Limit	Read	Ant	Cable	Preamp	Aux	APos	TPos	Remark																																																																																									
Freq	Level	Line Margin	Level Factor	Loss Factor	Factor																																																																																												
MHz	dBuV/m	dBuV/m	dB	dBuV	dB/m	dB	dB	cm	deg																																																																																								
1	5550.00	105.90	-----	-----	96.18	35.42	11.12	36.82	0.00	100	237	PEAK																																																																																					
Avg	<table border="1"> <thead> <tr> <th>Limit</th> <th>Read</th> <th>Ant</th> <th>Cable</th> <th>Preamp</th> <th>Aux</th> <th>APos</th> <th>TPos</th> <th>Remark</th> </tr> <tr> <th>Freq</th> <th>Level</th> <th>Line Margin</th> <th>Level Factor</th> <th>Loss Factor</th> <th>Factor</th> <th></th> <th></th> <th></th> </tr> <tr> <th>MHz</th> <th>dBuV/m</th> <th>dBuV/m</th> <th>dB</th> <th>dBuV</th> <th>dB/m</th> <th>dB</th> <th>dB</th> <th>cm</th> <th>deg</th> </tr> </thead> <tbody> <tr> <td>1</td> <td>5459.60</td> <td>42.92</td> <td>54.00</td> <td>-11.08</td> <td>33.34</td> <td>35.32</td> <td>11.08</td> <td>36.82</td> <td>0.00</td> <td>100</td> <td>237</td> <td>AVERAGE</td> </tr> </tbody> </table>	Limit	Read	Ant	Cable	Preamp	Aux	APos	TPos	Remark	Freq	Level	Line Margin	Level Factor	Loss Factor	Factor				MHz	dBuV/m	dBuV/m	dB	dBuV	dB/m	dB	dB	cm	deg	1	5459.60	42.92	54.00	-11.08	33.34	35.32	11.08	36.82	0.00	100	237	AVERAGE	<table border="1"> <thead> <tr> <th>Limit</th> <th>Read</th> <th>Ant</th> <th>Cable</th> <th>Preamp</th> <th>Aux</th> <th>APos</th> <th>TPos</th> <th>Remark</th> </tr> <tr> <th>Freq</th> <th>Level</th> <th>Line Margin</th> <th>Level Factor</th> <th>Loss Factor</th> <th>Factor</th> <th></th> <th></th> <th></th> </tr> <tr> <th>MHz</th> <th>dBuV/m</th> <th>dBuV/m</th> <th>dB</th> <th>dBuV</th> <th>dB/m</th> <th>dB</th> <th>dB</th> <th>cm</th> <th>deg</th> </tr> </thead> <tbody> <tr> <td>1</td> <td>5550.00</td> <td>97.07</td> <td>-----</td> <td>-----</td> <td>87.38</td> <td>35.40</td> <td>11.11</td> <td>36.82</td> <td>0.00</td> <td>100</td> <td>237</td> <td>AVERAGE</td> </tr> </tbody> </table>	Limit	Read	Ant	Cable	Preamp	Aux	APos	TPos	Remark	Freq	Level	Line Margin	Level Factor	Loss Factor	Factor				MHz	dBuV/m	dBuV/m	dB	dBuV	dB/m	dB	dB	cm	deg	1	5550.00	97.07	-----	-----	87.38	35.40	11.11	36.82	0.00	100	237	AVERAGE													
Limit	Read	Ant	Cable	Preamp	Aux	APos	TPos	Remark																																																																																									
Freq	Level	Line Margin	Level Factor	Loss Factor	Factor																																																																																												
MHz	dBuV/m	dBuV/m	dB	dBuV	dB/m	dB	dB	cm	deg																																																																																								
1	5459.60	42.92	54.00	-11.08	33.34	35.32	11.08	36.82	0.00	100	237	AVERAGE																																																																																					
Limit	Read	Ant	Cable	Preamp	Aux	APos	TPos	Remark																																																																																									
Freq	Level	Line Margin	Level Factor	Loss Factor	Factor																																																																																												
MHz	dBuV/m	dBuV/m	dB	dBuV	dB/m	dB	dB	cm	deg																																																																																								
1	5550.00	97.07	-----	-----	87.38	35.40	11.11	36.82	0.00	100	237	AVERAGE																																																																																					



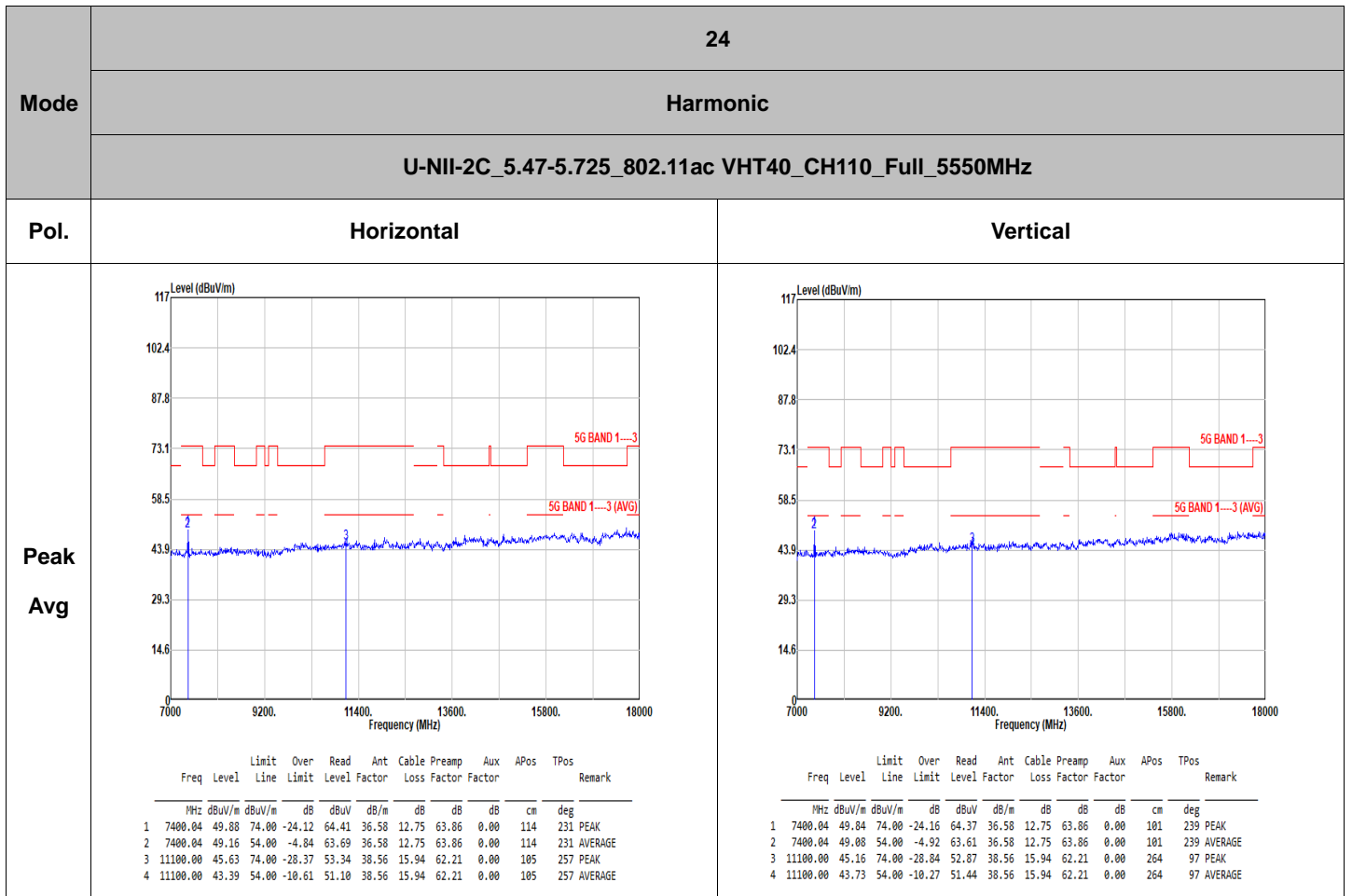
Mode	24																																																																	
	Band Edge - R																																																																	
	U-NII-2C_5.47-5.725_802.11ac VHT40_CH110_Full_5550MHz																																																																	
Pol.	Horizontal	Fundamental																																																																
Peak	<table border="1"> <thead> <tr> <th>Limit</th> <th>Read</th> <th>Ant</th> <th>Cable</th> <th>Preamp</th> <th>Aux</th> <th>APos</th> <th>TPos</th> </tr> <tr> <th>Freq</th> <th>Level</th> <th>Line</th> <th>Margin</th> <th>Level</th> <th>Factor</th> <th>Loss</th> <th>Factor</th> </tr> <tr> <th>MHz</th> <th>dBuV/m</th> <th>dBuV/m</th> <th>dB</th> <th>dBuV</th> <th>dB/m</th> <th>dB</th> <th>dB</th> </tr> </thead> <tbody> <tr> <td>1 5737.27</td> <td>50.86</td> <td>68.30</td> <td>-17.44</td> <td>40.70</td> <td>35.64</td> <td>11.28</td> <td>36.76</td> </tr> <tr> <td></td> <td></td> <td></td> <td></td> <td></td> <td></td> <td>0.00</td> <td></td> </tr> <tr> <td></td> <td></td> <td></td> <td></td> <td></td> <td></td> <td></td> <td>100</td> </tr> <tr> <td></td> <td></td> <td></td> <td></td> <td></td> <td></td> <td></td> <td>237</td> </tr> <tr> <td></td> <td></td> <td></td> <td></td> <td></td> <td></td> <td></td> <td>PEAK</td> </tr> </tbody> </table>	Limit	Read	Ant	Cable	Preamp	Aux	APos	TPos	Freq	Level	Line	Margin	Level	Factor	Loss	Factor	MHz	dBuV/m	dBuV/m	dB	dBuV	dB/m	dB	dB	1 5737.27	50.86	68.30	-17.44	40.70	35.64	11.28	36.76							0.00									100								237								PEAK	Blank
Limit	Read	Ant	Cable	Preamp	Aux	APos	TPos																																																											
Freq	Level	Line	Margin	Level	Factor	Loss	Factor																																																											
MHz	dBuV/m	dBuV/m	dB	dBuV	dB/m	dB	dB																																																											
1 5737.27	50.86	68.30	-17.44	40.70	35.64	11.28	36.76																																																											
						0.00																																																												
							100																																																											
							237																																																											
							PEAK																																																											



		24																																																																																															
Mode		Band Edge - L																																																																																															
		U-NII-2C_5.47-5.725_802.11ac VHT40_CH110_Full_5550MHz																																																																																															
Pol.	Vertical	Fundamental																																																																																															
Peak	<table border="1"> <thead> <tr> <th>Limit</th> <th>Read</th> <th>Ant</th> <th>Cable</th> <th>Preamp</th> <th>Aux</th> <th>APos</th> <th>TPos</th> <th>Remark</th> </tr> <tr> <th>Freq</th> <th>Level</th> <th>Line Margin</th> <th>Level Factor</th> <th>Loss Factor</th> <th>Factor</th> <th></th> <th></th> <th></th> </tr> <tr> <th>MHz</th> <th>dBuV/m</th> <th>dBuV/m</th> <th>dB</th> <th>dBuV</th> <th>dB/m</th> <th>dB</th> <th>dB</th> <th>cm</th> <th>deg</th> </tr> </thead> <tbody> <tr> <td>1</td> <td>5384.20</td> <td>51.23</td> <td>74.00</td> <td>-22.77</td> <td>41.74</td> <td>35.26</td> <td>11.04</td> <td>36.81</td> <td>0.00</td> <td>397</td> <td>32</td> <td>PEAK</td> </tr> <tr> <td>2</td> <td>5468.40</td> <td>50.23</td> <td>68.30</td> <td>-18.07</td> <td>40.64</td> <td>35.32</td> <td>11.09</td> <td>36.82</td> <td>0.00</td> <td>397</td> <td>32</td> <td>PEAK</td> </tr> </tbody> </table>	Limit	Read	Ant	Cable	Preamp	Aux	APos	TPos	Remark	Freq	Level	Line Margin	Level Factor	Loss Factor	Factor				MHz	dBuV/m	dBuV/m	dB	dBuV	dB/m	dB	dB	cm	deg	1	5384.20	51.23	74.00	-22.77	41.74	35.26	11.04	36.81	0.00	397	32	PEAK	2	5468.40	50.23	68.30	-18.07	40.64	35.32	11.09	36.82	0.00	397	32	PEAK	<table border="1"> <thead> <tr> <th>Limit</th> <th>Read</th> <th>Ant</th> <th>Cable</th> <th>Preamp</th> <th>Aux</th> <th>APos</th> <th>TPos</th> <th>Remark</th> </tr> <tr> <th>Freq</th> <th>Level</th> <th>Line Margin</th> <th>Level Factor</th> <th>Loss Factor</th> <th>Factor</th> <th></th> <th></th> <th></th> </tr> <tr> <th>MHz</th> <th>dBuV/m</th> <th>dBuV/m</th> <th>dB</th> <th>dBuV</th> <th>dB/m</th> <th>dB</th> <th>dB</th> <th>cm</th> <th>deg</th> </tr> </thead> <tbody> <tr> <td>1</td> <td>5550.00</td> <td>102.67</td> <td>-----</td> <td>-----</td> <td>92.97</td> <td>35.40</td> <td>11.12</td> <td>36.82</td> <td>0.00</td> <td>397</td> <td>32</td> <td>PEAK</td> </tr> </tbody> </table>	Limit	Read	Ant	Cable	Preamp	Aux	APos	TPos	Remark	Freq	Level	Line Margin	Level Factor	Loss Factor	Factor				MHz	dBuV/m	dBuV/m	dB	dBuV	dB/m	dB	dB	cm	deg	1	5550.00	102.67	-----	-----	92.97	35.40	11.12	36.82	0.00	397	32	PEAK
Limit	Read	Ant	Cable	Preamp	Aux	APos	TPos	Remark																																																																																									
Freq	Level	Line Margin	Level Factor	Loss Factor	Factor																																																																																												
MHz	dBuV/m	dBuV/m	dB	dBuV	dB/m	dB	dB	cm	deg																																																																																								
1	5384.20	51.23	74.00	-22.77	41.74	35.26	11.04	36.81	0.00	397	32	PEAK																																																																																					
2	5468.40	50.23	68.30	-18.07	40.64	35.32	11.09	36.82	0.00	397	32	PEAK																																																																																					
Limit	Read	Ant	Cable	Preamp	Aux	APos	TPos	Remark																																																																																									
Freq	Level	Line Margin	Level Factor	Loss Factor	Factor																																																																																												
MHz	dBuV/m	dBuV/m	dB	dBuV	dB/m	dB	dB	cm	deg																																																																																								
1	5550.00	102.67	-----	-----	92.97	35.40	11.12	36.82	0.00	397	32	PEAK																																																																																					
Avg	<table border="1"> <thead> <tr> <th>Limit</th> <th>Read</th> <th>Ant</th> <th>Cable</th> <th>Preamp</th> <th>Aux</th> <th>APos</th> <th>TPos</th> <th>Remark</th> </tr> <tr> <th>Freq</th> <th>Level</th> <th>Line Margin</th> <th>Level Factor</th> <th>Loss Factor</th> <th>Factor</th> <th></th> <th></th> <th></th> </tr> <tr> <th>MHz</th> <th>dBuV/m</th> <th>dBuV/m</th> <th>dB</th> <th>dBuV</th> <th>dB/m</th> <th>dB</th> <th>dB</th> <th>cm</th> <th>deg</th> </tr> </thead> <tbody> <tr> <td>1</td> <td>5457.00</td> <td>41.02</td> <td>54.00</td> <td>-12.98</td> <td>31.44</td> <td>35.32</td> <td>11.08</td> <td>36.82</td> <td>0.00</td> <td>397</td> <td>32</td> <td>AVERAGE</td> </tr> </tbody> </table>	Limit	Read	Ant	Cable	Preamp	Aux	APos	TPos	Remark	Freq	Level	Line Margin	Level Factor	Loss Factor	Factor				MHz	dBuV/m	dBuV/m	dB	dBuV	dB/m	dB	dB	cm	deg	1	5457.00	41.02	54.00	-12.98	31.44	35.32	11.08	36.82	0.00	397	32	AVERAGE	<table border="1"> <thead> <tr> <th>Limit</th> <th>Read</th> <th>Ant</th> <th>Cable</th> <th>Preamp</th> <th>Aux</th> <th>APos</th> <th>TPos</th> <th>Remark</th> </tr> <tr> <th>Freq</th> <th>Level</th> <th>Line Margin</th> <th>Level Factor</th> <th>Loss Factor</th> <th>Factor</th> <th></th> <th></th> <th></th> </tr> <tr> <th>MHz</th> <th>dBuV/m</th> <th>dBuV/m</th> <th>dB</th> <th>dBuV</th> <th>dB/m</th> <th>dB</th> <th>dB</th> <th>cm</th> <th>deg</th> </tr> </thead> <tbody> <tr> <td>1</td> <td>5550.00</td> <td>94.43</td> <td>-----</td> <td>-----</td> <td>84.73</td> <td>35.40</td> <td>11.12</td> <td>36.82</td> <td>0.00</td> <td>397</td> <td>32</td> <td>AVERAGE</td> </tr> </tbody> </table>	Limit	Read	Ant	Cable	Preamp	Aux	APos	TPos	Remark	Freq	Level	Line Margin	Level Factor	Loss Factor	Factor				MHz	dBuV/m	dBuV/m	dB	dBuV	dB/m	dB	dB	cm	deg	1	5550.00	94.43	-----	-----	84.73	35.40	11.12	36.82	0.00	397	32	AVERAGE													
Limit	Read	Ant	Cable	Preamp	Aux	APos	TPos	Remark																																																																																									
Freq	Level	Line Margin	Level Factor	Loss Factor	Factor																																																																																												
MHz	dBuV/m	dBuV/m	dB	dBuV	dB/m	dB	dB	cm	deg																																																																																								
1	5457.00	41.02	54.00	-12.98	31.44	35.32	11.08	36.82	0.00	397	32	AVERAGE																																																																																					
Limit	Read	Ant	Cable	Preamp	Aux	APos	TPos	Remark																																																																																									
Freq	Level	Line Margin	Level Factor	Loss Factor	Factor																																																																																												
MHz	dBuV/m	dBuV/m	dB	dBuV	dB/m	dB	dB	cm	deg																																																																																								
1	5550.00	94.43	-----	-----	84.73	35.40	11.12	36.82	0.00	397	32	AVERAGE																																																																																					



Mode	24																																																	
	Band Edge - R																																																	
	U-NII-2C_5.47-5.725_802.11ac VHT40_CH110_Full_5550MHz																																																	
Pol.	Vertical	Fundamental																																																
Peak	<p>Level (dBuV/m)</p> <p>Frequency (MHz)</p> <p>56 BAND 1---3</p> <table border="1"> <thead> <tr> <th>Limit</th> <th>Read</th> <th>Ant</th> <th>Cable</th> <th>Preamp</th> <th>Aux</th> <th>APos</th> <th>TPos</th> </tr> <tr> <th>Freq</th> <th>Level</th> <th>Line</th> <th>Margin</th> <th>Level</th> <th>Factor</th> <th>Loss</th> <th>Factor</th> </tr> <tr> <th>MHz</th> <th>dBuV/m</th> <th>dBuV/m</th> <th>dB</th> <th>dBuV</th> <th>dB/m</th> <th>dB</th> <th>dB</th> </tr> </thead> <tbody> <tr> <td>1 5736.41</td> <td>50.88</td> <td>68.30</td> <td>-17.42</td> <td>40.73</td> <td>35.63</td> <td>11.28</td> <td>36.76</td> </tr> <tr> <td></td> <td></td> <td></td> <td></td> <td></td> <td></td> <td>0.00</td> <td>397</td> </tr> <tr> <td></td> <td></td> <td></td> <td></td> <td></td> <td></td> <td></td> <td>32 PEAK</td> </tr> </tbody> </table>	Limit	Read	Ant	Cable	Preamp	Aux	APos	TPos	Freq	Level	Line	Margin	Level	Factor	Loss	Factor	MHz	dBuV/m	dBuV/m	dB	dBuV	dB/m	dB	dB	1 5736.41	50.88	68.30	-17.42	40.73	35.63	11.28	36.76							0.00	397								32 PEAK	Blank
Limit	Read	Ant	Cable	Preamp	Aux	APos	TPos																																											
Freq	Level	Line	Margin	Level	Factor	Loss	Factor																																											
MHz	dBuV/m	dBuV/m	dB	dBuV	dB/m	dB	dB																																											
1 5736.41	50.88	68.30	-17.42	40.73	35.63	11.28	36.76																																											
						0.00	397																																											
							32 PEAK																																											







25																																																							
Band Edge - L																																																							
U-NII-2C_5.47-5.725_802.11ac_VHT40_CH134_Full_5670MHz																																																							
Pol.	Horizontal																																																						
Peak	<table border="1"> <thead> <tr> <th>Limit</th> <th>Read</th> <th>Ant</th> <th>Cable</th> <th>Preamp</th> <th>Aux</th> <th>APos</th> <th>TPos</th> <th>Remark</th> </tr> <tr> <th>Freq</th> <th>Level</th> <th>Line Margin</th> <th>Level</th> <th>Factor</th> <th>Loss Factor</th> <th>Factor</th> <th></th> <th></th> </tr> <tr> <th>MHz</th> <th>dBuV/m</th> <th>dBuV/m</th> <th>dB</th> <th>dBuV</th> <th>dB/m</th> <th>dB</th> <th>dB</th> <th>cm</th> <th>deg</th> </tr> </thead> <tbody> <tr> <td>1</td> <td>5456.56</td> <td>51.37</td> <td>74.00</td> <td>-22.63</td> <td>41.79</td> <td>35.32</td> <td>11.08</td> <td>36.82</td> <td>0.00</td> <td>100</td> <td>242</td> <td>PEAK</td> </tr> <tr> <td>2</td> <td>5469.04</td> <td>50.45</td> <td>68.30</td> <td>-17.85</td> <td>40.85</td> <td>35.33</td> <td>11.09</td> <td>36.82</td> <td>0.00</td> <td>100</td> <td>242</td> <td>PEAK</td> </tr> </tbody> </table>	Limit	Read	Ant	Cable	Preamp	Aux	APos	TPos	Remark	Freq	Level	Line Margin	Level	Factor	Loss Factor	Factor			MHz	dBuV/m	dBuV/m	dB	dBuV	dB/m	dB	dB	cm	deg	1	5456.56	51.37	74.00	-22.63	41.79	35.32	11.08	36.82	0.00	100	242	PEAK	2	5469.04	50.45	68.30	-17.85	40.85	35.33	11.09	36.82	0.00	100	242	PEAK
	Limit	Read	Ant	Cable	Preamp	Aux	APos	TPos	Remark																																														
Freq	Level	Line Margin	Level	Factor	Loss Factor	Factor																																																	
MHz	dBuV/m	dBuV/m	dB	dBuV	dB/m	dB	dB	cm	deg																																														
1	5456.56	51.37	74.00	-22.63	41.79	35.32	11.08	36.82	0.00	100	242	PEAK																																											
2	5469.04	50.45	68.30	-17.85	40.85	35.33	11.09	36.82	0.00	100	242	PEAK																																											
<table border="1"> <thead> <tr> <th>Limit</th> <th>Read</th> <th>Ant</th> <th>Cable</th> <th>Preamp</th> <th>Aux</th> <th>APos</th> <th>TPos</th> <th>Remark</th> </tr> <tr> <th>Freq</th> <th>Level</th> <th>Line Margin</th> <th>Level</th> <th>Factor</th> <th>Loss Factor</th> <th>Factor</th> <th></th> <th></th> </tr> <tr> <th>MHz</th> <th>dBuV/m</th> <th>dBuV/m</th> <th>dB</th> <th>dBuV</th> <th>dB/m</th> <th>dB</th> <th>dB</th> <th>cm</th> <th>deg</th> </tr> </thead> <tbody> <tr> <td>1</td> <td>5670.00</td> <td>104.26</td> <td>-----</td> <td>-----</td> <td>94.30</td> <td>35.55</td> <td>11.21</td> <td>36.80</td> <td>0.00</td> <td>100</td> <td>242</td> <td>PEAK</td> </tr> </tbody> </table>	Limit	Read	Ant	Cable	Preamp	Aux	APos	TPos	Remark	Freq	Level	Line Margin	Level	Factor	Loss Factor	Factor			MHz	dBuV/m	dBuV/m	dB	dBuV	dB/m	dB	dB	cm	deg	1	5670.00	104.26	-----	-----	94.30	35.55	11.21	36.80	0.00	100	242	PEAK														
Limit	Read	Ant	Cable	Preamp	Aux	APos	TPos	Remark																																															
Freq	Level	Line Margin	Level	Factor	Loss Factor	Factor																																																	
MHz	dBuV/m	dBuV/m	dB	dBuV	dB/m	dB	dB	cm	deg																																														
1	5670.00	104.26	-----	-----	94.30	35.55	11.21	36.80	0.00	100	242	PEAK																																											
Avg	<table border="1"> <thead> <tr> <th>Limit</th> <th>Read</th> <th>Ant</th> <th>Cable</th> <th>Preamp</th> <th>Aux</th> <th>APos</th> <th>TPos</th> <th>Remark</th> </tr> <tr> <th>Freq</th> <th>Level</th> <th>Line Margin</th> <th>Level</th> <th>Factor</th> <th>Loss Factor</th> <th>Factor</th> <th></th> <th></th> </tr> <tr> <th>MHz</th> <th>dBuV/m</th> <th>dBuV/m</th> <th>dB</th> <th>dBuV</th> <th>dB/m</th> <th>dB</th> <th>dB</th> <th>cm</th> <th>deg</th> </tr> </thead> <tbody> <tr> <td>1</td> <td>5459.76</td> <td>40.77</td> <td>54.00</td> <td>-13.23</td> <td>31.19</td> <td>35.32</td> <td>11.08</td> <td>36.82</td> <td>0.00</td> <td>100</td> <td>242</td> <td>AVERAGE</td> </tr> </tbody> </table>	Limit	Read	Ant	Cable	Preamp	Aux	APos	TPos	Remark	Freq	Level	Line Margin	Level	Factor	Loss Factor	Factor			MHz	dBuV/m	dBuV/m	dB	dBuV	dB/m	dB	dB	cm	deg	1	5459.76	40.77	54.00	-13.23	31.19	35.32	11.08	36.82	0.00	100	242	AVERAGE													
	Limit	Read	Ant	Cable	Preamp	Aux	APos	TPos	Remark																																														
Freq	Level	Line Margin	Level	Factor	Loss Factor	Factor																																																	
MHz	dBuV/m	dBuV/m	dB	dBuV	dB/m	dB	dB	cm	deg																																														
1	5459.76	40.77	54.00	-13.23	31.19	35.32	11.08	36.82	0.00	100	242	AVERAGE																																											
<table border="1"> <thead> <tr> <th>Limit</th> <th>Read</th> <th>Ant</th> <th>Cable</th> <th>Preamp</th> <th>Aux</th> <th>APos</th> <th>TPos</th> <th>Remark</th> </tr> <tr> <th>Freq</th> <th>Level</th> <th>Line Margin</th> <th>Level</th> <th>Factor</th> <th>Loss Factor</th> <th>Factor</th> <th></th> <th></th> </tr> <tr> <th>MHz</th> <th>dBuV/m</th> <th>dBuV/m</th> <th>dB</th> <th>dBuV</th> <th>dB/m</th> <th>dB</th> <th>dB</th> <th>cm</th> <th>deg</th> </tr> </thead> <tbody> <tr> <td>1</td> <td>5670.00</td> <td>97.01</td> <td>-----</td> <td>-----</td> <td>87.06</td> <td>35.55</td> <td>11.20</td> <td>36.80</td> <td>0.00</td> <td>100</td> <td>242</td> <td>AVERAGE</td> </tr> </tbody> </table>	Limit	Read	Ant	Cable	Preamp	Aux	APos	TPos	Remark	Freq	Level	Line Margin	Level	Factor	Loss Factor	Factor			MHz	dBuV/m	dBuV/m	dB	dBuV	dB/m	dB	dB	cm	deg	1	5670.00	97.01	-----	-----	87.06	35.55	11.20	36.80	0.00	100	242	AVERAGE														
Limit	Read	Ant	Cable	Preamp	Aux	APos	TPos	Remark																																															
Freq	Level	Line Margin	Level	Factor	Loss Factor	Factor																																																	
MHz	dBuV/m	dBuV/m	dB	dBuV	dB/m	dB	dB	cm	deg																																														
1	5670.00	97.01	-----	-----	87.06	35.55	11.20	36.80	0.00	100	242	AVERAGE																																											



Mode	25																																																									
	Band Edge - R																																																									
	U-NII-2C_5.47-5.725_802.11ac VHT40_CH134_Full_5670MHz																																																									
Pol.	Horizontal	Fundamental																																																								
Peak	<table border="1"> <thead> <tr> <th>Limit</th> <th>Read</th> <th>Ant</th> <th>Cable</th> <th>Preamp</th> <th>Aux</th> <th>APos</th> <th>TPos</th> </tr> <tr> <th>Freq</th> <th>Level</th> <th>Line</th> <th>Margin</th> <th>Level</th> <th>Factor</th> <th>Loss</th> <th>Factor</th> </tr> <tr> <th>MHz</th> <th>dBuV/m</th> <th>dBuV/m</th> <th>dB</th> <th>dBuV</th> <th>dB/m</th> <th>dB</th> <th>dB</th> </tr> </thead> <tbody> <tr> <td>1 5744.01</td> <td>53.92</td> <td>68.30</td> <td>-14.38</td> <td>43.74</td> <td>35.65</td> <td>11.29</td> <td>36.76</td> </tr> <tr> <td></td> <td></td> <td></td> <td></td> <td></td> <td></td> <td>0.00</td> <td></td> </tr> <tr> <td></td> <td></td> <td></td> <td></td> <td></td> <td></td> <td></td> <td>cm deg</td> </tr> <tr> <td></td> <td></td> <td></td> <td></td> <td></td> <td></td> <td></td> <td>100 242 PEAK</td> </tr> </tbody> </table>	Limit	Read	Ant	Cable	Preamp	Aux	APos	TPos	Freq	Level	Line	Margin	Level	Factor	Loss	Factor	MHz	dBuV/m	dBuV/m	dB	dBuV	dB/m	dB	dB	1 5744.01	53.92	68.30	-14.38	43.74	35.65	11.29	36.76							0.00									cm deg								100 242 PEAK	Blank
Limit	Read	Ant	Cable	Preamp	Aux	APos	TPos																																																			
Freq	Level	Line	Margin	Level	Factor	Loss	Factor																																																			
MHz	dBuV/m	dBuV/m	dB	dBuV	dB/m	dB	dB																																																			
1 5744.01	53.92	68.30	-14.38	43.74	35.65	11.29	36.76																																																			
						0.00																																																				
							cm deg																																																			
							100 242 PEAK																																																			



		25																																																																																															
Mode		Band Edge - L																																																																																															
		U-NII-2C_5.47-5.725_802.11ac_VHT40_CH134_Full_5670MHz																																																																																															
Pol.	Vertical	Fundamental																																																																																															
Peak	<table border="1"> <thead> <tr> <th>Limit</th> <th>Read</th> <th>Ant</th> <th>Cable</th> <th>Preamp</th> <th>Aux</th> <th>APos</th> <th>TPos</th> <th>Remark</th> </tr> <tr> <th>Freq</th> <th>Level</th> <th>Line</th> <th>Margin</th> <th>Level</th> <th>Factor</th> <th>Loss</th> <th>Factor</th> <th>Factor</th> </tr> <tr> <th>MHz</th> <th>dBuV/m</th> <th>dBuV/m</th> <th>dB</th> <th>dBuV</th> <th>dB/m</th> <th>dB</th> <th>dB</th> <th>cm</th> <th>deg</th> </tr> </thead> <tbody> <tr> <td>1</td> <td>5435.12</td> <td>50.82</td> <td>74.00</td> <td>-23.18</td> <td>41.26</td> <td>35.30</td> <td>11.07</td> <td>36.81</td> <td>0.00</td> <td>100</td> <td>135</td> <td>PEAK</td> </tr> <tr> <td>2</td> <td>5462.32</td> <td>48.47</td> <td>68.30</td> <td>-19.83</td> <td>38.89</td> <td>35.32</td> <td>11.00</td> <td>36.82</td> <td>0.00</td> <td>100</td> <td>135</td> <td>PEAK</td> </tr> </tbody> </table>	Limit	Read	Ant	Cable	Preamp	Aux	APos	TPos	Remark	Freq	Level	Line	Margin	Level	Factor	Loss	Factor	Factor	MHz	dBuV/m	dBuV/m	dB	dBuV	dB/m	dB	dB	cm	deg	1	5435.12	50.82	74.00	-23.18	41.26	35.30	11.07	36.81	0.00	100	135	PEAK	2	5462.32	48.47	68.30	-19.83	38.89	35.32	11.00	36.82	0.00	100	135	PEAK	<table border="1"> <thead> <tr> <th>Limit</th> <th>Read</th> <th>Ant</th> <th>Cable</th> <th>Preamp</th> <th>Aux</th> <th>APos</th> <th>TPos</th> <th>Remark</th> </tr> <tr> <th>Freq</th> <th>Level</th> <th>Line</th> <th>Margin</th> <th>Level</th> <th>Factor</th> <th>Loss</th> <th>Factor</th> <th>Factor</th> </tr> <tr> <th>MHz</th> <th>dBuV/m</th> <th>dBuV/m</th> <th>dB</th> <th>dBuV</th> <th>dB/m</th> <th>dB</th> <th>dB</th> <th>cm</th> <th>deg</th> </tr> </thead> <tbody> <tr> <td>1</td> <td>5670.00</td> <td>92.39</td> <td>-----</td> <td>-----</td> <td>82.43</td> <td>35.55</td> <td>11.21</td> <td>36.80</td> <td>0.00</td> <td>100</td> <td>135</td> <td>PEAK</td> </tr> </tbody> </table>	Limit	Read	Ant	Cable	Preamp	Aux	APos	TPos	Remark	Freq	Level	Line	Margin	Level	Factor	Loss	Factor	Factor	MHz	dBuV/m	dBuV/m	dB	dBuV	dB/m	dB	dB	cm	deg	1	5670.00	92.39	-----	-----	82.43	35.55	11.21	36.80	0.00	100	135	PEAK
Limit	Read	Ant	Cable	Preamp	Aux	APos	TPos	Remark																																																																																									
Freq	Level	Line	Margin	Level	Factor	Loss	Factor	Factor																																																																																									
MHz	dBuV/m	dBuV/m	dB	dBuV	dB/m	dB	dB	cm	deg																																																																																								
1	5435.12	50.82	74.00	-23.18	41.26	35.30	11.07	36.81	0.00	100	135	PEAK																																																																																					
2	5462.32	48.47	68.30	-19.83	38.89	35.32	11.00	36.82	0.00	100	135	PEAK																																																																																					
Limit	Read	Ant	Cable	Preamp	Aux	APos	TPos	Remark																																																																																									
Freq	Level	Line	Margin	Level	Factor	Loss	Factor	Factor																																																																																									
MHz	dBuV/m	dBuV/m	dB	dBuV	dB/m	dB	dB	cm	deg																																																																																								
1	5670.00	92.39	-----	-----	82.43	35.55	11.21	36.80	0.00	100	135	PEAK																																																																																					
Avg	<table border="1"> <thead> <tr> <th>Limit</th> <th>Read</th> <th>Ant</th> <th>Cable</th> <th>Preamp</th> <th>Aux</th> <th>APos</th> <th>TPos</th> <th>Remark</th> </tr> <tr> <th>Freq</th> <th>Level</th> <th>Line</th> <th>Margin</th> <th>Level</th> <th>Factor</th> <th>Loss</th> <th>Factor</th> <th>Factor</th> </tr> <tr> <th>MHz</th> <th>dBuV/m</th> <th>dBuV/m</th> <th>dB</th> <th>dBuV</th> <th>dB/m</th> <th>dB</th> <th>dB</th> <th>cm</th> <th>deg</th> </tr> </thead> <tbody> <tr> <td>1</td> <td>5454.32</td> <td>40.51</td> <td>54.00</td> <td>-13.49</td> <td>30.94</td> <td>35.31</td> <td>11.00</td> <td>36.82</td> <td>0.00</td> <td>100</td> <td>135</td> <td>AVERAGE</td> </tr> </tbody> </table>	Limit	Read	Ant	Cable	Preamp	Aux	APos	TPos	Remark	Freq	Level	Line	Margin	Level	Factor	Loss	Factor	Factor	MHz	dBuV/m	dBuV/m	dB	dBuV	dB/m	dB	dB	cm	deg	1	5454.32	40.51	54.00	-13.49	30.94	35.31	11.00	36.82	0.00	100	135	AVERAGE	<table border="1"> <thead> <tr> <th>Limit</th> <th>Read</th> <th>Ant</th> <th>Cable</th> <th>Preamp</th> <th>Aux</th> <th>APos</th> <th>TPos</th> <th>Remark</th> </tr> <tr> <th>Freq</th> <th>Level</th> <th>Line</th> <th>Margin</th> <th>Level</th> <th>Factor</th> <th>Loss</th> <th>Factor</th> <th>Factor</th> </tr> <tr> <th>MHz</th> <th>dBuV/m</th> <th>dBuV/m</th> <th>dB</th> <th>dBuV</th> <th>dB/m</th> <th>dB</th> <th>dB</th> <th>cm</th> <th>deg</th> </tr> </thead> <tbody> <tr> <td>1</td> <td>5670.00</td> <td>85.74</td> <td>-----</td> <td>-----</td> <td>75.80</td> <td>35.54</td> <td>11.20</td> <td>36.80</td> <td>0.00</td> <td>100</td> <td>135</td> <td>AVERAGE</td> </tr> </tbody> </table>	Limit	Read	Ant	Cable	Preamp	Aux	APos	TPos	Remark	Freq	Level	Line	Margin	Level	Factor	Loss	Factor	Factor	MHz	dBuV/m	dBuV/m	dB	dBuV	dB/m	dB	dB	cm	deg	1	5670.00	85.74	-----	-----	75.80	35.54	11.20	36.80	0.00	100	135	AVERAGE													
Limit	Read	Ant	Cable	Preamp	Aux	APos	TPos	Remark																																																																																									
Freq	Level	Line	Margin	Level	Factor	Loss	Factor	Factor																																																																																									
MHz	dBuV/m	dBuV/m	dB	dBuV	dB/m	dB	dB	cm	deg																																																																																								
1	5454.32	40.51	54.00	-13.49	30.94	35.31	11.00	36.82	0.00	100	135	AVERAGE																																																																																					
Limit	Read	Ant	Cable	Preamp	Aux	APos	TPos	Remark																																																																																									
Freq	Level	Line	Margin	Level	Factor	Loss	Factor	Factor																																																																																									
MHz	dBuV/m	dBuV/m	dB	dBuV	dB/m	dB	dB	cm	deg																																																																																								
1	5670.00	85.74	-----	-----	75.80	35.54	11.20	36.80	0.00	100	135	AVERAGE																																																																																					



Mode	25																																																									
	Band Edge - R																																																									
	U-NII-2C_5.47-5.725_802.11ac VHT40_CH134_Full_5670MHz																																																									
Pol.	Vertical	Fundamental																																																								
Peak	<table border="1"> <thead> <tr> <th>Limit</th> <th>Read</th> <th>Ant</th> <th>Cable</th> <th>Preamp</th> <th>Aux</th> <th>APos</th> <th>TPos</th> </tr> <tr> <th>Freq</th> <th>Level</th> <th>Line</th> <th>Margin</th> <th>Level</th> <th>Factor</th> <th>Loss</th> <th>Factor</th> </tr> <tr> <th>MHz</th> <th>dBuV/m</th> <th>dBuV/m</th> <th>dB</th> <th>dBuV</th> <th>dB/m</th> <th>dB</th> <th>dB</th> </tr> </thead> <tbody> <tr> <td>1 5746.86</td> <td>51.39</td> <td>68.30</td> <td>-16.91</td> <td>41.21</td> <td>35.65</td> <td>11.29</td> <td>36.76</td> </tr> <tr> <td></td> <td></td> <td></td> <td></td> <td></td> <td></td> <td>0.00</td> <td>100</td> </tr> <tr> <td></td> <td></td> <td></td> <td></td> <td></td> <td></td> <td></td> <td>135</td> </tr> <tr> <td></td> <td></td> <td></td> <td></td> <td></td> <td></td> <td></td> <td>PEAK</td> </tr> </tbody> </table>	Limit	Read	Ant	Cable	Preamp	Aux	APos	TPos	Freq	Level	Line	Margin	Level	Factor	Loss	Factor	MHz	dBuV/m	dBuV/m	dB	dBuV	dB/m	dB	dB	1 5746.86	51.39	68.30	-16.91	41.21	35.65	11.29	36.76							0.00	100								135								PEAK	Blank
Limit	Read	Ant	Cable	Preamp	Aux	APos	TPos																																																			
Freq	Level	Line	Margin	Level	Factor	Loss	Factor																																																			
MHz	dBuV/m	dBuV/m	dB	dBuV	dB/m	dB	dB																																																			
1 5746.86	51.39	68.30	-16.91	41.21	35.65	11.29	36.76																																																			
						0.00	100																																																			
							135																																																			
							PEAK																																																			



		25																																																																																																																																																																				
Mode		Harmonic																																																																																																																																																																				
		U-NII-2C_5.47-5.725_802.11ac VHT40_CH134_Full_5670MHz																																																																																																																																																																				
Pol.	Horizontal	Vertical																																																																																																																																																																				
Peak Avg																																																																																																																																																																						
	<table border="1"> <thead> <tr> <th>Limit</th> <th>Over</th> <th>Read</th> <th>Ant</th> <th>Cable</th> <th>Preamp</th> <th>Aux</th> <th>APos</th> <th>TPos</th> <th>Remark</th> </tr> <tr> <th>Freq</th> <th>Level</th> <th>Line</th> <th>Limit</th> <th>Level</th> <th>Factor</th> <th>Loss</th> <th>Factor</th> <th>Factor</th> <th></th> </tr> <tr> <th>MHz</th> <th>dBuV/m</th> <th>dBuV/m</th> <th>dB</th> <th>dBuV</th> <th>dB/m</th> <th>dB</th> <th>dB</th> <th>dB</th> <th>cm</th> </tr> </thead> <tbody> <tr> <td>1</td> <td>7560.04</td> <td>49.03</td> <td>74.00</td> <td>-24.97</td> <td>63.32</td> <td>36.64</td> <td>13.01</td> <td>63.94</td> <td>0.00</td> <td>106</td> <td>99</td> <td>PEAK</td> </tr> <tr> <td>2</td> <td>7560.04</td> <td>48.00</td> <td>54.00</td> <td>-6.00</td> <td>62.29</td> <td>36.64</td> <td>13.01</td> <td>63.94</td> <td>0.00</td> <td>106</td> <td>99</td> <td>AVERAGE</td> </tr> <tr> <td>3</td> <td>11340.00</td> <td>45.90</td> <td>74.00</td> <td>-28.10</td> <td>53.29</td> <td>38.62</td> <td>16.10</td> <td>62.11</td> <td>0.00</td> <td>379</td> <td>95</td> <td>PEAK</td> </tr> <tr> <td>4</td> <td>11340.00</td> <td>44.78</td> <td>54.00</td> <td>-9.22</td> <td>52.17</td> <td>38.62</td> <td>16.10</td> <td>62.11</td> <td>0.00</td> <td>379</td> <td>95</td> <td>AVERAGE</td> </tr> </tbody> </table>	Limit	Over	Read	Ant	Cable	Preamp	Aux	APos	TPos	Remark	Freq	Level	Line	Limit	Level	Factor	Loss	Factor	Factor		MHz	dBuV/m	dBuV/m	dB	dBuV	dB/m	dB	dB	dB	cm	1	7560.04	49.03	74.00	-24.97	63.32	36.64	13.01	63.94	0.00	106	99	PEAK	2	7560.04	48.00	54.00	-6.00	62.29	36.64	13.01	63.94	0.00	106	99	AVERAGE	3	11340.00	45.90	74.00	-28.10	53.29	38.62	16.10	62.11	0.00	379	95	PEAK	4	11340.00	44.78	54.00	-9.22	52.17	38.62	16.10	62.11	0.00	379	95	AVERAGE	<table border="1"> <thead> <tr> <th>Limit</th> <th>Over</th> <th>Read</th> <th>Ant</th> <th>Cable</th> <th>Preamp</th> <th>Aux</th> <th>APos</th> <th>TPos</th> <th>Remark</th> </tr> <tr> <th>Freq</th> <th>Level</th> <th>Line</th> <th>Limit</th> <th>Level</th> <th>Factor</th> <th>Loss</th> <th>Factor</th> <th>Factor</th> <th></th> </tr> <tr> <th>MHz</th> <th>dBuV/m</th> <th>dBuV/m</th> <th>dB</th> <th>dBuV</th> <th>dB/m</th> <th>dB</th> <th>dB</th> <th>dB</th> <th>cm</th> </tr> </thead> <tbody> <tr> <td>1</td> <td>7560.04</td> <td>48.57</td> <td>74.00</td> <td>-25.43</td> <td>62.86</td> <td>36.64</td> <td>13.01</td> <td>63.94</td> <td>0.00</td> <td>101</td> <td>237</td> <td>PEAK</td> </tr> <tr> <td>2</td> <td>7560.04</td> <td>48.07</td> <td>54.00</td> <td>-5.93</td> <td>62.36</td> <td>36.64</td> <td>13.01</td> <td>63.94</td> <td>0.00</td> <td>101</td> <td>237</td> <td>AVERAGE</td> </tr> <tr> <td>3</td> <td>11340.00</td> <td>46.83</td> <td>74.00</td> <td>-27.17</td> <td>54.22</td> <td>38.62</td> <td>16.10</td> <td>62.11</td> <td>0.00</td> <td>105</td> <td>78</td> <td>PEAK</td> </tr> <tr> <td>4</td> <td>11340.00</td> <td>44.97</td> <td>54.00</td> <td>-9.03</td> <td>52.36</td> <td>38.62</td> <td>16.10</td> <td>62.11</td> <td>0.00</td> <td>105</td> <td>78</td> <td>AVERAGE</td> </tr> </tbody> </table>		Limit	Over	Read	Ant	Cable	Preamp	Aux	APos	TPos	Remark	Freq	Level	Line	Limit	Level	Factor	Loss	Factor	Factor		MHz	dBuV/m	dBuV/m	dB	dBuV	dB/m	dB	dB	dB	cm	1	7560.04	48.57	74.00	-25.43	62.86	36.64	13.01	63.94	0.00	101	237	PEAK	2	7560.04	48.07	54.00	-5.93	62.36	36.64	13.01	63.94	0.00	101	237	AVERAGE	3	11340.00	46.83	74.00	-27.17	54.22	38.62	16.10	62.11	0.00	105	78	PEAK	4	11340.00	44.97	54.00	-9.03	52.36	38.62	16.10	62.11	0.00	105	78
Limit	Over	Read	Ant	Cable	Preamp	Aux	APos	TPos	Remark																																																																																																																																																													
Freq	Level	Line	Limit	Level	Factor	Loss	Factor	Factor																																																																																																																																																														
MHz	dBuV/m	dBuV/m	dB	dBuV	dB/m	dB	dB	dB	cm																																																																																																																																																													
1	7560.04	49.03	74.00	-24.97	63.32	36.64	13.01	63.94	0.00	106	99	PEAK																																																																																																																																																										
2	7560.04	48.00	54.00	-6.00	62.29	36.64	13.01	63.94	0.00	106	99	AVERAGE																																																																																																																																																										
3	11340.00	45.90	74.00	-28.10	53.29	38.62	16.10	62.11	0.00	379	95	PEAK																																																																																																																																																										
4	11340.00	44.78	54.00	-9.22	52.17	38.62	16.10	62.11	0.00	379	95	AVERAGE																																																																																																																																																										
Limit	Over	Read	Ant	Cable	Preamp	Aux	APos	TPos	Remark																																																																																																																																																													
Freq	Level	Line	Limit	Level	Factor	Loss	Factor	Factor																																																																																																																																																														
MHz	dBuV/m	dBuV/m	dB	dBuV	dB/m	dB	dB	dB	cm																																																																																																																																																													
1	7560.04	48.57	74.00	-25.43	62.86	36.64	13.01	63.94	0.00	101	237	PEAK																																																																																																																																																										
2	7560.04	48.07	54.00	-5.93	62.36	36.64	13.01	63.94	0.00	101	237	AVERAGE																																																																																																																																																										
3	11340.00	46.83	74.00	-27.17	54.22	38.62	16.10	62.11	0.00	105	78	PEAK																																																																																																																																																										
4	11340.00	44.97	54.00	-9.03	52.36	38.62	16.10	62.11	0.00	105	78	AVERAGE																																																																																																																																																										



Mode		26																																																																														
		Band Edge - L																																																																														
		U-NII-1_5.15-5.25_802.11ac VHT80_CH42_Full_5210MHz																																																																														
Pol.	Horizontal	Fundamental																																																																														
Peak	<table border="1"> <thead> <tr> <th>Limit</th> <th>Read</th> <th>Ant</th> <th>Cable</th> <th>Preamp</th> <th>Aux</th> <th>APos</th> <th>TPos</th> </tr> <tr> <th>Freq</th> <th>Level</th> <th>Line Margin</th> <th>Level Factor</th> <th>Loss Factor</th> <th>Factor</th> <th></th> <th>Remark</th> </tr> <tr> <th>MHz</th> <th>dBuV/m</th> <th>dBuV/m</th> <th>dB</th> <th>dBuV</th> <th>dB/m</th> <th>dB</th> <th>dB</th> <th>cm</th> <th>deg</th> </tr> </thead> <tbody> <tr> <td>1</td> <td>5135.87</td> <td>59.36</td> <td>74.00</td> <td>-14.64</td> <td>50.47</td> <td>35.02</td> <td>10.67</td> <td>36.00</td> <td>0.00</td> <td>109</td> <td>237</td> <td>PEAK</td> </tr> </tbody> </table>	Limit	Read	Ant	Cable	Preamp	Aux	APos	TPos	Freq	Level	Line Margin	Level Factor	Loss Factor	Factor		Remark	MHz	dBuV/m	dBuV/m	dB	dBuV	dB/m	dB	dB	cm	deg	1	5135.87	59.36	74.00	-14.64	50.47	35.02	10.67	36.00	0.00	109	237	PEAK	<table border="1"> <thead> <tr> <th>Limit</th> <th>Read</th> <th>Ant</th> <th>Cable</th> <th>Preamp</th> <th>Aux</th> <th>APos</th> <th>TPos</th> </tr> <tr> <th>Freq</th> <th>Level</th> <th>Line Margin</th> <th>Level Factor</th> <th>Loss Factor</th> <th>Factor</th> <th></th> <th>Remark</th> </tr> <tr> <th>MHz</th> <th>dBuV/m</th> <th>dBuV/m</th> <th>dB</th> <th>dBuV</th> <th>dB/m</th> <th>dB</th> <th>dB</th> <th>cm</th> <th>deg</th> </tr> </thead> <tbody> <tr> <td>1</td> <td>5210.00</td> <td>99.01</td> <td>-----</td> <td>-----</td> <td>89.96</td> <td>35.09</td> <td>10.77</td> <td>36.81</td> <td>0.00</td> <td>109</td> <td>237</td> <td>PEAK</td> </tr> </tbody> </table>	Limit	Read	Ant	Cable	Preamp	Aux	APos	TPos	Freq	Level	Line Margin	Level Factor	Loss Factor	Factor		Remark	MHz	dBuV/m	dBuV/m	dB	dBuV	dB/m	dB	dB	cm	deg	1	5210.00	99.01	-----	-----	89.96	35.09	10.77	36.81	0.00	109	237	PEAK
	Limit	Read	Ant	Cable	Preamp	Aux	APos	TPos																																																																								
Freq	Level	Line Margin	Level Factor	Loss Factor	Factor		Remark																																																																									
MHz	dBuV/m	dBuV/m	dB	dBuV	dB/m	dB	dB	cm	deg																																																																							
1	5135.87	59.36	74.00	-14.64	50.47	35.02	10.67	36.00	0.00	109	237	PEAK																																																																				
Limit	Read	Ant	Cable	Preamp	Aux	APos	TPos																																																																									
Freq	Level	Line Margin	Level Factor	Loss Factor	Factor		Remark																																																																									
MHz	dBuV/m	dBuV/m	dB	dBuV	dB/m	dB	dB	cm	deg																																																																							
1	5210.00	99.01	-----	-----	89.96	35.09	10.77	36.81	0.00	109	237	PEAK																																																																				
Avg	<table border="1"> <thead> <tr> <th>Limit</th> <th>Read</th> <th>Ant</th> <th>Cable</th> <th>Preamp</th> <th>Aux</th> <th>APos</th> <th>TPos</th> </tr> <tr> <th>Freq</th> <th>Level</th> <th>Line Margin</th> <th>Level Factor</th> <th>Loss Factor</th> <th>Factor</th> <th></th> <th>Remark</th> </tr> <tr> <th>MHz</th> <th>dBuV/m</th> <th>dBuV/m</th> <th>dB</th> <th>dBuV</th> <th>dB/m</th> <th>dB</th> <th>dB</th> <th>cm</th> <th>deg</th> </tr> </thead> <tbody> <tr> <td>1</td> <td>5144.90</td> <td>50.73</td> <td>54.00</td> <td>-3.27</td> <td>41.83</td> <td>35.02</td> <td>10.68</td> <td>36.00</td> <td>0.00</td> <td>109</td> <td>237</td> <td>AVERAGE</td> </tr> </tbody> </table>	Limit	Read	Ant	Cable	Preamp	Aux	APos	TPos	Freq	Level	Line Margin	Level Factor	Loss Factor	Factor		Remark	MHz	dBuV/m	dBuV/m	dB	dBuV	dB/m	dB	dB	cm	deg	1	5144.90	50.73	54.00	-3.27	41.83	35.02	10.68	36.00	0.00	109	237	AVERAGE	<table border="1"> <thead> <tr> <th>Limit</th> <th>Read</th> <th>Ant</th> <th>Cable</th> <th>Preamp</th> <th>Aux</th> <th>APos</th> <th>TPos</th> </tr> <tr> <th>Freq</th> <th>Level</th> <th>Line Margin</th> <th>Level Factor</th> <th>Loss Factor</th> <th>Factor</th> <th></th> <th>Remark</th> </tr> <tr> <th>MHz</th> <th>dBuV/m</th> <th>dBuV/m</th> <th>dB</th> <th>dBuV</th> <th>dB/m</th> <th>dB</th> <th>dB</th> <th>cm</th> <th>deg</th> </tr> </thead> <tbody> <tr> <td>1</td> <td>5210.00</td> <td>90.42</td> <td>-----</td> <td>-----</td> <td>81.35</td> <td>35.10</td> <td>10.78</td> <td>36.81</td> <td>0.00</td> <td>109</td> <td>237</td> <td>AVERAGE</td> </tr> </tbody> </table>	Limit	Read	Ant	Cable	Preamp	Aux	APos	TPos	Freq	Level	Line Margin	Level Factor	Loss Factor	Factor		Remark	MHz	dBuV/m	dBuV/m	dB	dBuV	dB/m	dB	dB	cm	deg	1	5210.00	90.42	-----	-----	81.35	35.10	10.78	36.81	0.00	109	237	AVERAGE
Limit	Read	Ant	Cable	Preamp	Aux	APos	TPos																																																																									
Freq	Level	Line Margin	Level Factor	Loss Factor	Factor		Remark																																																																									
MHz	dBuV/m	dBuV/m	dB	dBuV	dB/m	dB	dB	cm	deg																																																																							
1	5144.90	50.73	54.00	-3.27	41.83	35.02	10.68	36.00	0.00	109	237	AVERAGE																																																																				
Limit	Read	Ant	Cable	Preamp	Aux	APos	TPos																																																																									
Freq	Level	Line Margin	Level Factor	Loss Factor	Factor		Remark																																																																									
MHz	dBuV/m	dBuV/m	dB	dBuV	dB/m	dB	dB	cm	deg																																																																							
1	5210.00	90.42	-----	-----	81.35	35.10	10.78	36.81	0.00	109	237	AVERAGE																																																																				



		26																																						
Mode	Band Edge - R																																							
	U-NII-1_5.15-5.25_802.11ac VHT80_CH42_Full_5210MHz																																							
Pol.	Horizontal	Fundamental																																						
Peak	<table border="1"> <thead> <tr> <th>Limit</th> <th>Read</th> <th>Ant</th> <th>Cable</th> <th>Preamp</th> <th>Aux</th> <th>APos</th> <th>TPos</th> </tr> <tr> <th>Freq</th> <th>Level</th> <th>Line</th> <th>Margin</th> <th>Level</th> <th>Factor</th> <th>Loss</th> <th>Factor</th> </tr> <tr> <th>MHz</th> <th>dBuV/m</th> <th>dBuV/m</th> <th>dB</th> <th>dBuV</th> <th>dB/m</th> <th>dB</th> <th>dB</th> </tr> </thead> <tbody> <tr> <td>1</td> <td>5364.75</td> <td>51.12</td> <td>74.00</td> <td>-22.88</td> <td>41.68</td> <td>35.24</td> <td>11.01</td> <td>36.81</td> <td>0.00</td> <td>109</td> <td>237</td> <td>PEAK</td> </tr> </tbody> </table>	Limit	Read	Ant	Cable	Preamp	Aux	APos	TPos	Freq	Level	Line	Margin	Level	Factor	Loss	Factor	MHz	dBuV/m	dBuV/m	dB	dBuV	dB/m	dB	dB	1	5364.75	51.12	74.00	-22.88	41.68	35.24	11.01	36.81	0.00	109	237	PEAK	Blank	
Limit	Read	Ant	Cable	Preamp	Aux	APos	TPos																																	
Freq	Level	Line	Margin	Level	Factor	Loss	Factor																																	
MHz	dBuV/m	dBuV/m	dB	dBuV	dB/m	dB	dB																																	
1	5364.75	51.12	74.00	-22.88	41.68	35.24	11.01	36.81	0.00	109	237	PEAK																												
Avg	<table border="1"> <thead> <tr> <th>Limit</th> <th>Read</th> <th>Ant</th> <th>Cable</th> <th>Preamp</th> <th>Aux</th> <th>APos</th> <th>TPos</th> </tr> <tr> <th>Freq</th> <th>Level</th> <th>Line</th> <th>Margin</th> <th>Level</th> <th>Factor</th> <th>Loss</th> <th>Factor</th> </tr> <tr> <th>MHz</th> <th>dBuV/m</th> <th>dBuV/m</th> <th>dB</th> <th>dBuV</th> <th>dB/m</th> <th>dB</th> <th>dB</th> </tr> </thead> <tbody> <tr> <td>1</td> <td>5375.75</td> <td>41.40</td> <td>54.00</td> <td>-12.60</td> <td>31.94</td> <td>35.25</td> <td>11.02</td> <td>36.81</td> <td>0.00</td> <td>109</td> <td>237</td> <td>AVERAGE</td> </tr> </tbody> </table>	Limit	Read	Ant	Cable	Preamp	Aux	APos	TPos	Freq	Level	Line	Margin	Level	Factor	Loss	Factor	MHz	dBuV/m	dBuV/m	dB	dBuV	dB/m	dB	dB	1	5375.75	41.40	54.00	-12.60	31.94	35.25	11.02	36.81	0.00	109	237	AVERAGE	Blank	
Limit	Read	Ant	Cable	Preamp	Aux	APos	TPos																																	
Freq	Level	Line	Margin	Level	Factor	Loss	Factor																																	
MHz	dBuV/m	dBuV/m	dB	dBuV	dB/m	dB	dB																																	
1	5375.75	41.40	54.00	-12.60	31.94	35.25	11.02	36.81	0.00	109	237	AVERAGE																												



		26																																																																																						
Mode		Band Edge - L																																																																																						
		U-NII-1_5.15-5.25_802.11ac VHT80_CH42_Full_5210MHz																																																																																						
Pol.	Vertical	Fundamental																																																																																						
Peak	<table border="1"> <thead> <tr> <th>Limit</th> <th>Read</th> <th>Ant</th> <th>Cable</th> <th>Preamp</th> <th>Aux</th> <th>APos</th> <th>TPos</th> <th colspan="2"></th> </tr> <tr> <th>Freq</th> <th>Level</th> <th>Line Margin</th> <th>Level Factor</th> <th>Loss Factor</th> <th>Factor</th> <th>Factor</th> <th>Factor</th> <th>cm</th> <th>deg</th> </tr> <tr> <th>MHz</th> <th>dBuV/m</th> <th>dBuV/m</th> <th>dB</th> <th>dBuV</th> <th>dB/m</th> <th>dB</th> <th>dB</th> <th>dB</th> <th>cm</th> </tr> </thead> <tbody> <tr> <td>1</td> <td>5118.02</td> <td>51.92</td> <td>74.00</td> <td>-22.08</td> <td>44.28</td> <td>34.18</td> <td>10.57</td> <td>37.11</td> <td>0.00</td> <td>358</td> <td>22</td> <td>PEAK</td> </tr> </tbody> </table>	Limit	Read	Ant	Cable	Preamp	Aux	APos	TPos			Freq	Level	Line Margin	Level Factor	Loss Factor	Factor	Factor	Factor	cm	deg	MHz	dBuV/m	dBuV/m	dB	dBuV	dB/m	dB	dB	dB	cm	1	5118.02	51.92	74.00	-22.08	44.28	34.18	10.57	37.11	0.00	358	22	PEAK	<table border="1"> <thead> <tr> <th>Limit</th> <th>Read</th> <th>Ant</th> <th>Cable</th> <th>Preamp</th> <th>Aux</th> <th>APos</th> <th>TPos</th> <th colspan="2"></th> </tr> <tr> <th>Freq</th> <th>Level</th> <th>Line Margin</th> <th>Level Factor</th> <th>Loss Factor</th> <th>Factor</th> <th>Factor</th> <th>Factor</th> <th>cm</th> <th>deg</th> </tr> <tr> <th>MHz</th> <th>dBuV/m</th> <th>dBuV/m</th> <th>dB</th> <th>dBuV</th> <th>dB/m</th> <th>dB</th> <th>dB</th> <th>dB</th> <th>cm</th> </tr> </thead> <tbody> <tr> <td>1</td> <td>5210.00</td> <td>95.72</td> <td>-----</td> <td>-----</td> <td>87.64</td> <td>34.33</td> <td>10.67</td> <td>36.92</td> <td>0.00</td> <td>358</td> <td>22</td> <td>PEAK</td> </tr> </tbody> </table>	Limit	Read	Ant	Cable	Preamp	Aux	APos	TPos			Freq	Level	Line Margin	Level Factor	Loss Factor	Factor	Factor	Factor	cm	deg	MHz	dBuV/m	dBuV/m	dB	dBuV	dB/m	dB	dB	dB	cm	1	5210.00	95.72	-----	-----	87.64	34.33	10.67	36.92	0.00	358	22	PEAK
Limit	Read	Ant	Cable	Preamp	Aux	APos	TPos																																																																																	
Freq	Level	Line Margin	Level Factor	Loss Factor	Factor	Factor	Factor	cm	deg																																																																															
MHz	dBuV/m	dBuV/m	dB	dBuV	dB/m	dB	dB	dB	cm																																																																															
1	5118.02	51.92	74.00	-22.08	44.28	34.18	10.57	37.11	0.00	358	22	PEAK																																																																												
Limit	Read	Ant	Cable	Preamp	Aux	APos	TPos																																																																																	
Freq	Level	Line Margin	Level Factor	Loss Factor	Factor	Factor	Factor	cm	deg																																																																															
MHz	dBuV/m	dBuV/m	dB	dBuV	dB/m	dB	dB	dB	cm																																																																															
1	5210.00	95.72	-----	-----	87.64	34.33	10.67	36.92	0.00	358	22	PEAK																																																																												
Avg	<table border="1"> <thead> <tr> <th>Limit</th> <th>Read</th> <th>Ant</th> <th>Cable</th> <th>Preamp</th> <th>Aux</th> <th>APos</th> <th>TPos</th> <th colspan="2"></th> </tr> <tr> <th>Freq</th> <th>Level</th> <th>Line Margin</th> <th>Level Factor</th> <th>Loss Factor</th> <th>Factor</th> <th>Factor</th> <th>Factor</th> <th>cm</th> <th>deg</th> </tr> <tr> <th>MHz</th> <th>dBuV/m</th> <th>dBuV/m</th> <th>dB</th> <th>dBuV</th> <th>dB/m</th> <th>dB</th> <th>dB</th> <th>dB</th> <th>cm</th> </tr> </thead> <tbody> <tr> <td>1</td> <td>5119.07</td> <td>42.93</td> <td>54.00</td> <td>-11.07</td> <td>35.28</td> <td>34.18</td> <td>10.58</td> <td>37.11</td> <td>0.00</td> <td>358</td> <td>22</td> <td>AVERAGE</td> </tr> </tbody> </table>	Limit	Read	Ant	Cable	Preamp	Aux	APos	TPos			Freq	Level	Line Margin	Level Factor	Loss Factor	Factor	Factor	Factor	cm	deg	MHz	dBuV/m	dBuV/m	dB	dBuV	dB/m	dB	dB	dB	cm	1	5119.07	42.93	54.00	-11.07	35.28	34.18	10.58	37.11	0.00	358	22	AVERAGE	<table border="1"> <thead> <tr> <th>Limit</th> <th>Read</th> <th>Ant</th> <th>Cable</th> <th>Preamp</th> <th>Aux</th> <th>APos</th> <th>TPos</th> <th colspan="2"></th> </tr> <tr> <th>Freq</th> <th>Level</th> <th>Line Margin</th> <th>Level Factor</th> <th>Loss Factor</th> <th>Factor</th> <th>Factor</th> <th>Factor</th> <th>cm</th> <th>deg</th> </tr> <tr> <th>MHz</th> <th>dBuV/m</th> <th>dBuV/m</th> <th>dB</th> <th>dBuV</th> <th>dB/m</th> <th>dB</th> <th>dB</th> <th>dB</th> <th>cm</th> </tr> </thead> <tbody> <tr> <td>1</td> <td>5210.00</td> <td>87.46</td> <td>-----</td> <td>-----</td> <td>79.38</td> <td>34.33</td> <td>10.67</td> <td>36.92</td> <td>0.00</td> <td>358</td> <td>22</td> <td>AVERAGE</td> </tr> </tbody> </table>	Limit	Read	Ant	Cable	Preamp	Aux	APos	TPos			Freq	Level	Line Margin	Level Factor	Loss Factor	Factor	Factor	Factor	cm	deg	MHz	dBuV/m	dBuV/m	dB	dBuV	dB/m	dB	dB	dB	cm	1	5210.00	87.46	-----	-----	79.38	34.33	10.67	36.92	0.00	358	22	AVERAGE
Limit	Read	Ant	Cable	Preamp	Aux	APos	TPos																																																																																	
Freq	Level	Line Margin	Level Factor	Loss Factor	Factor	Factor	Factor	cm	deg																																																																															
MHz	dBuV/m	dBuV/m	dB	dBuV	dB/m	dB	dB	dB	cm																																																																															
1	5119.07	42.93	54.00	-11.07	35.28	34.18	10.58	37.11	0.00	358	22	AVERAGE																																																																												
Limit	Read	Ant	Cable	Preamp	Aux	APos	TPos																																																																																	
Freq	Level	Line Margin	Level Factor	Loss Factor	Factor	Factor	Factor	cm	deg																																																																															
MHz	dBuV/m	dBuV/m	dB	dBuV	dB/m	dB	dB	dB	cm																																																																															
1	5210.00	87.46	-----	-----	79.38	34.33	10.67	36.92	0.00	358	22	AVERAGE																																																																												





		26																																						
Mode		Band Edge - R																																						
		U-NII-1_5.15-5.25_802.11ac VHT80_CH42_Full_5210MHz																																						
Pol.	Vertical	Fundamental																																						
Peak	<table border="1"> <thead> <tr> <th>Limit</th> <th>Read</th> <th>Ant</th> <th>Cable</th> <th>Preamp</th> <th>Aux</th> <th>APos</th> <th>TPos</th> </tr> <tr> <th>Freq</th> <th>Level</th> <th>Line</th> <th>Margin</th> <th>Level</th> <th>Factor</th> <th>Loss</th> <th>Factor</th> </tr> <tr> <th>MHz</th> <th>dBuV/m</th> <th>dBuV/m</th> <th>dB</th> <th>dBuV</th> <th>dB/m</th> <th>dB</th> <th>dB</th> </tr> </thead> <tbody> <tr> <td>1</td> <td>5368.50</td> <td>48.19</td> <td>74.00</td> <td>-25.81</td> <td>39.52</td> <td>34.55</td> <td>10.76</td> <td>36.64</td> <td>0.00</td> <td>358</td> <td>22</td> <td>PEAK</td> </tr> </tbody> </table>	Limit	Read	Ant	Cable	Preamp	Aux	APos	TPos	Freq	Level	Line	Margin	Level	Factor	Loss	Factor	MHz	dBuV/m	dBuV/m	dB	dBuV	dB/m	dB	dB	1	5368.50	48.19	74.00	-25.81	39.52	34.55	10.76	36.64	0.00	358	22	PEAK	Blank	
Limit	Read	Ant	Cable	Preamp	Aux	APos	TPos																																	
Freq	Level	Line	Margin	Level	Factor	Loss	Factor																																	
MHz	dBuV/m	dBuV/m	dB	dBuV	dB/m	dB	dB																																	
1	5368.50	48.19	74.00	-25.81	39.52	34.55	10.76	36.64	0.00	358	22	PEAK																												
Avg	<table border="1"> <thead> <tr> <th>Limit</th> <th>Read</th> <th>Ant</th> <th>Cable</th> <th>Preamp</th> <th>Aux</th> <th>APos</th> <th>TPos</th> </tr> <tr> <th>Freq</th> <th>Level</th> <th>Line</th> <th>Margin</th> <th>Level</th> <th>Factor</th> <th>Loss</th> <th>Factor</th> </tr> <tr> <th>MHz</th> <th>dBuV/m</th> <th>dBuV/m</th> <th>dB</th> <th>dBuV</th> <th>dB/m</th> <th>dB</th> <th>dB</th> </tr> </thead> <tbody> <tr> <td>1</td> <td>5367.50</td> <td>38.57</td> <td>54.00</td> <td>-15.43</td> <td>29.90</td> <td>34.55</td> <td>10.76</td> <td>36.64</td> <td>0.00</td> <td>358</td> <td>22</td> <td>AVERAGE</td> </tr> </tbody> </table>	Limit	Read	Ant	Cable	Preamp	Aux	APos	TPos	Freq	Level	Line	Margin	Level	Factor	Loss	Factor	MHz	dBuV/m	dBuV/m	dB	dBuV	dB/m	dB	dB	1	5367.50	38.57	54.00	-15.43	29.90	34.55	10.76	36.64	0.00	358	22	AVERAGE	Blank	
Limit	Read	Ant	Cable	Preamp	Aux	APos	TPos																																	
Freq	Level	Line	Margin	Level	Factor	Loss	Factor																																	
MHz	dBuV/m	dBuV/m	dB	dBuV	dB/m	dB	dB																																	
1	5367.50	38.57	54.00	-15.43	29.90	34.55	10.76	36.64	0.00	358	22	AVERAGE																												



		26																																	
Mode		Harmonic																																	
		U-NII-1_5.15-5.25_802.11ac VHT80_CH42_Full_5210MHz																																	
Pol.		Horizontal					Vertical																												
Peak Avg	Level (dBuV/m)																																		
		<table border="1"> <thead> <tr> <th>1</th> <th>10420.00</th> <th>43.59</th> <th>68.30</th> <th>-24.71</th> <th>52.37</th> <th>38.34</th> <th>15.57</th> <th>62.69</th> <th>0.00</th> <th>300</th> <th>0</th> <th>PEAK</th> </tr> <tr> <th>MHz</th> <th>dBuV/m</th> <th>dBuV/m</th> <th>dB</th> <th>dBuV</th> <th>dB/m</th> <th>dB</th> <th>dB</th> <th>dB</th> <th>cm</th> <th>deg</th> <th>Remark</th> </tr> </thead> </table>										1	10420.00	43.59	68.30	-24.71	52.37	38.34	15.57	62.69	0.00	300	0	PEAK	MHz	dBuV/m	dBuV/m	dB	dBuV	dB/m	dB	dB	dB	cm	deg
1	10420.00	43.59	68.30	-24.71	52.37	38.34	15.57	62.69	0.00	300	0	PEAK																							
MHz	dBuV/m	dBuV/m	dB	dBuV	dB/m	dB	dB	dB	cm	deg	Remark																								
		<table border="1"> <thead> <tr> <th>1</th> <th>10420.00</th> <th>44.90</th> <th>68.30</th> <th>-23.40</th> <th>53.68</th> <th>38.34</th> <th>15.57</th> <th>62.69</th> <th>0.00</th> <th>100</th> <th>0</th> <th>PEAK</th> </tr> <tr> <th>MHz</th> <th>dBuV/m</th> <th>dBuV/m</th> <th>dB</th> <th>dBuV</th> <th>dB/m</th> <th>dB</th> <th>dB</th> <th>dB</th> <th>cm</th> <th>deg</th> <th>Remark</th> </tr> </thead> </table>					1	10420.00	44.90	68.30	-23.40	53.68	38.34	15.57	62.69	0.00	100	0	PEAK	MHz	dBuV/m	dBuV/m	dB	dBuV	dB/m	dB	dB	dB	cm	deg	Remark				
1	10420.00	44.90	68.30	-23.40	53.68	38.34	15.57	62.69	0.00	100	0	PEAK																							
MHz	dBuV/m	dBuV/m	dB	dBuV	dB/m	dB	dB	dB	cm	deg	Remark																								



27																																										
Band Edge - L																																										
U-NII-2A_5.25-5.35_802.11ac_VHT80_CH58_Full_5290MHz																																										
Pol.	Horizontal																																									
Peak	<table border="1"> <thead> <tr> <th>Limit</th> <th>Read</th> <th>Ant</th> <th>Cable</th> <th>Preamp</th> <th>Aux</th> <th>APos</th> <th>TPos</th> <th>Remark</th> </tr> <tr> <th>Freq</th> <th>Level</th> <th>Line Margin</th> <th>Level Factor</th> <th>Loss Factor</th> <th>Factor</th> <th></th> <th></th> <th></th> </tr> <tr> <th>MHz</th> <th>dBuV/m</th> <th>dBuV/m</th> <th>dB</th> <th>dBuV</th> <th>dB/m</th> <th>dB</th> <th>dB</th> <th>cm</th> <th>deg</th> </tr> </thead> <tbody> <tr> <td>1</td> <td>5146.74</td> <td>51.88</td> <td>74.00</td> <td>-22.12</td> <td>42.96</td> <td>35.03</td> <td>10.69</td> <td>36.00</td> <td>0.00</td> <td>100</td> <td>238</td> <td>PEAK</td> </tr> </tbody> </table>	Limit	Read	Ant	Cable	Preamp	Aux	APos	TPos	Remark	Freq	Level	Line Margin	Level Factor	Loss Factor	Factor				MHz	dBuV/m	dBuV/m	dB	dBuV	dB/m	dB	dB	cm	deg	1	5146.74	51.88	74.00	-22.12	42.96	35.03	10.69	36.00	0.00	100	238	PEAK
	Limit	Read	Ant	Cable	Preamp	Aux	APos	TPos	Remark																																	
Freq	Level	Line Margin	Level Factor	Loss Factor	Factor																																					
MHz	dBuV/m	dBuV/m	dB	dBuV	dB/m	dB	dB	cm	deg																																	
1	5146.74	51.88	74.00	-22.12	42.96	35.03	10.69	36.00	0.00	100	238	PEAK																														
<table border="1"> <thead> <tr> <th>Limit</th> <th>Read</th> <th>Ant</th> <th>Cable</th> <th>Preamp</th> <th>Aux</th> <th>APos</th> <th>TPos</th> <th>Remark</th> </tr> <tr> <th>Freq</th> <th>Level</th> <th>Line Margin</th> <th>Level Factor</th> <th>Loss Factor</th> <th>Factor</th> <th></th> <th></th> <th></th> </tr> <tr> <th>MHz</th> <th>dBuV/m</th> <th>dBuV/m</th> <th>dB</th> <th>dBuV</th> <th>dB/m</th> <th>dB</th> <th>dB</th> <th>cm</th> <th>deg</th> </tr> </thead> <tbody> <tr> <td>1</td> <td>5290.00</td> <td>97.78</td> <td>-----</td> <td>-----</td> <td>88.51</td> <td>35.18</td> <td>10.90</td> <td>36.81</td> <td>0.00</td> <td>100</td> <td>238</td> <td>PEAK</td> </tr> </tbody> </table>	Limit	Read	Ant	Cable	Preamp	Aux	APos	TPos	Remark	Freq	Level	Line Margin	Level Factor	Loss Factor	Factor				MHz	dBuV/m	dBuV/m	dB	dBuV	dB/m	dB	dB	cm	deg	1	5290.00	97.78	-----	-----	88.51	35.18	10.90	36.81	0.00	100	238	PEAK	
Limit	Read	Ant	Cable	Preamp	Aux	APos	TPos	Remark																																		
Freq	Level	Line Margin	Level Factor	Loss Factor	Factor																																					
MHz	dBuV/m	dBuV/m	dB	dBuV	dB/m	dB	dB	cm	deg																																	
1	5290.00	97.78	-----	-----	88.51	35.18	10.90	36.81	0.00	100	238	PEAK																														
Avg	<table border="1"> <thead> <tr> <th>Limit</th> <th>Read</th> <th>Ant</th> <th>Cable</th> <th>Preamp</th> <th>Aux</th> <th>APos</th> <th>TPos</th> <th>Remark</th> </tr> <tr> <th>Freq</th> <th>Level</th> <th>Line Margin</th> <th>Level Factor</th> <th>Loss Factor</th> <th>Factor</th> <th></th> <th></th> <th></th> </tr> <tr> <th>MHz</th> <th>dBuV/m</th> <th>dBuV/m</th> <th>dB</th> <th>dBuV</th> <th>dB/m</th> <th>dB</th> <th>dB</th> <th>cm</th> <th>deg</th> </tr> </thead> <tbody> <tr> <td>1</td> <td>5109.33</td> <td>42.18</td> <td>54.00</td> <td>-11.82</td> <td>33.35</td> <td>34.99</td> <td>10.64</td> <td>36.00</td> <td>0.00</td> <td>100</td> <td>238</td> <td>AVERAGE</td> </tr> </tbody> </table>	Limit	Read	Ant	Cable	Preamp	Aux	APos	TPos	Remark	Freq	Level	Line Margin	Level Factor	Loss Factor	Factor				MHz	dBuV/m	dBuV/m	dB	dBuV	dB/m	dB	dB	cm	deg	1	5109.33	42.18	54.00	-11.82	33.35	34.99	10.64	36.00	0.00	100	238	AVERAGE
	Limit	Read	Ant	Cable	Preamp	Aux	APos	TPos	Remark																																	
Freq	Level	Line Margin	Level Factor	Loss Factor	Factor																																					
MHz	dBuV/m	dBuV/m	dB	dBuV	dB/m	dB	dB	cm	deg																																	
1	5109.33	42.18	54.00	-11.82	33.35	34.99	10.64	36.00	0.00	100	238	AVERAGE																														
<table border="1"> <thead> <tr> <th>Limit</th> <th>Read</th> <th>Ant</th> <th>Cable</th> <th>Preamp</th> <th>Aux</th> <th>APos</th> <th>TPos</th> <th>Remark</th> </tr> <tr> <th>Freq</th> <th>Level</th> <th>Line Margin</th> <th>Level Factor</th> <th>Loss Factor</th> <th>Factor</th> <th></th> <th></th> <th></th> </tr> <tr> <th>MHz</th> <th>dBuV/m</th> <th>dBuV/m</th> <th>dB</th> <th>dBuV</th> <th>dB/m</th> <th>dB</th> <th>dB</th> <th>cm</th> <th>deg</th> </tr> </thead> <tbody> <tr> <td>1</td> <td>5290.00</td> <td>90.05</td> <td>-----</td> <td>-----</td> <td>80.77</td> <td>35.18</td> <td>10.91</td> <td>36.81</td> <td>0.00</td> <td>100</td> <td>238</td> <td>AVERAGE</td> </tr> </tbody> </table>	Limit	Read	Ant	Cable	Preamp	Aux	APos	TPos	Remark	Freq	Level	Line Margin	Level Factor	Loss Factor	Factor				MHz	dBuV/m	dBuV/m	dB	dBuV	dB/m	dB	dB	cm	deg	1	5290.00	90.05	-----	-----	80.77	35.18	10.91	36.81	0.00	100	238	AVERAGE	
Limit	Read	Ant	Cable	Preamp	Aux	APos	TPos	Remark																																		
Freq	Level	Line Margin	Level Factor	Loss Factor	Factor																																					
MHz	dBuV/m	dBuV/m	dB	dBuV	dB/m	dB	dB	cm	deg																																	
1	5290.00	90.05	-----	-----	80.77	35.18	10.91	36.81	0.00	100	238	AVERAGE																														



27																																																									
Mode	Band Edge - R																																																								
	U-NII-2A_5.25-5.35_802.11ac_VHT80_CH58_Full_5290MHz																																																								
Pol.	Horizontal																																																								
Pol.	Fundamental																																																								
Peak	<table border="1"> <thead> <tr> <th>Limit</th> <th>Read</th> <th>Ant</th> <th>Cable</th> <th>Preamp</th> <th>Aux</th> <th>APos</th> <th>TPos</th> </tr> <tr> <th>Freq</th> <th>Level</th> <th>Line</th> <th>Margin</th> <th>Level</th> <th>Factor</th> <th>Loss</th> <th>Factor</th> </tr> <tr> <th>MHz</th> <th>dBuV/m</th> <th>dBuV/m</th> <th>dB</th> <th>dBuV</th> <th>dB/m</th> <th>dB</th> <th>dB</th> </tr> </thead> <tbody> <tr> <td>1</td> <td>5355.28</td> <td>59.12</td> <td>74.00</td> <td>-14.88</td> <td>49.71</td> <td>35.23</td> <td>10.99</td> </tr> <tr> <td></td> <td></td> <td></td> <td></td> <td></td> <td>36.81</td> <td>0.00</td> <td>100</td> </tr> <tr> <td></td> <td></td> <td></td> <td></td> <td></td> <td></td> <td></td> <td>238</td> </tr> <tr> <td></td> <td></td> <td></td> <td></td> <td></td> <td></td> <td></td> <td>PEAK</td> </tr> </tbody> </table>	Limit	Read	Ant	Cable	Preamp	Aux	APos	TPos	Freq	Level	Line	Margin	Level	Factor	Loss	Factor	MHz	dBuV/m	dBuV/m	dB	dBuV	dB/m	dB	dB	1	5355.28	59.12	74.00	-14.88	49.71	35.23	10.99						36.81	0.00	100								238								PEAK
Limit	Read	Ant	Cable	Preamp	Aux	APos	TPos																																																		
Freq	Level	Line	Margin	Level	Factor	Loss	Factor																																																		
MHz	dBuV/m	dBuV/m	dB	dBuV	dB/m	dB	dB																																																		
1	5355.28	59.12	74.00	-14.88	49.71	35.23	10.99																																																		
					36.81	0.00	100																																																		
							238																																																		
							PEAK																																																		
Avg	<table border="1"> <thead> <tr> <th>Limit</th> <th>Read</th> <th>Ant</th> <th>Cable</th> <th>Preamp</th> <th>Aux</th> <th>APos</th> <th>TPos</th> </tr> <tr> <th>Freq</th> <th>Level</th> <th>Line</th> <th>Margin</th> <th>Level</th> <th>Factor</th> <th>Loss</th> <th>Factor</th> </tr> <tr> <th>MHz</th> <th>dBuV/m</th> <th>dBuV/m</th> <th>dB</th> <th>dBuV</th> <th>dB/m</th> <th>dB</th> <th>dB</th> </tr> </thead> <tbody> <tr> <td>1</td> <td>5351.37</td> <td>50.38</td> <td>54.00</td> <td>-3.62</td> <td>40.97</td> <td>35.23</td> <td>10.99</td> </tr> <tr> <td></td> <td></td> <td></td> <td></td> <td></td> <td>36.81</td> <td>0.00</td> <td>100</td> </tr> <tr> <td></td> <td></td> <td></td> <td></td> <td></td> <td></td> <td></td> <td>238</td> </tr> <tr> <td></td> <td></td> <td></td> <td></td> <td></td> <td></td> <td></td> <td>AVERAGE</td> </tr> </tbody> </table>	Limit	Read	Ant	Cable	Preamp	Aux	APos	TPos	Freq	Level	Line	Margin	Level	Factor	Loss	Factor	MHz	dBuV/m	dBuV/m	dB	dBuV	dB/m	dB	dB	1	5351.37	50.38	54.00	-3.62	40.97	35.23	10.99						36.81	0.00	100								238								AVERAGE
Limit	Read	Ant	Cable	Preamp	Aux	APos	TPos																																																		
Freq	Level	Line	Margin	Level	Factor	Loss	Factor																																																		
MHz	dBuV/m	dBuV/m	dB	dBuV	dB/m	dB	dB																																																		
1	5351.37	50.38	54.00	-3.62	40.97	35.23	10.99																																																		
					36.81	0.00	100																																																		
							238																																																		
							AVERAGE																																																		



		27																																																																																								
Mode	Band Edge - L																																																																																									
	U-NII-2A_5.25-5.35_802.11ac_VHT80_CH58_Full_5290MHz																																																																																									
Pol.	Vertical	Fundamental																																																																																								
Peak	<table border="1"> <thead> <tr> <th>Limit</th> <th>Read</th> <th>Ant</th> <th>Cable</th> <th>Preamp</th> <th>Aux</th> <th>APos</th> <th>TPos</th> <th colspan="2">Remark</th> </tr> <tr> <th>Freq</th> <th>Level</th> <th>Line Margin</th> <th>Level Factor</th> <th>Loss Factor</th> <th>Factor</th> <th></th> <th></th> <th>cm</th> <th>deg</th> </tr> <tr> <th>MHz</th> <th>dBuV/m</th> <th>dBuV/m</th> <th>dB</th> <th>dBuV</th> <th>dB/m</th> <th>dB</th> <th>dB</th> <th>dB</th> <th>cm</th> <th>deg</th> </tr> </thead> <tbody> <tr> <td>1</td> <td>5076.27</td> <td>51.97</td> <td>74.00</td> <td>-22.03</td> <td>43.22</td> <td>34.95</td> <td>10.60</td> <td>36.00</td> <td>0.00</td> <td>392</td> <td>31</td> <td>PEAK</td> </tr> </tbody> </table>	Limit	Read	Ant	Cable	Preamp	Aux	APos	TPos	Remark		Freq	Level	Line Margin	Level Factor	Loss Factor	Factor			cm	deg	MHz	dBuV/m	dBuV/m	dB	dBuV	dB/m	dB	dB	dB	cm	deg	1	5076.27	51.97	74.00	-22.03	43.22	34.95	10.60	36.00	0.00	392	31	PEAK	<table border="1"> <thead> <tr> <th>Limit</th> <th>Read</th> <th>Ant</th> <th>Cable</th> <th>Preamp</th> <th>Aux</th> <th>APos</th> <th>TPos</th> <th colspan="2">Remark</th> </tr> <tr> <th>Freq</th> <th>Level</th> <th>Line Margin</th> <th>Level Factor</th> <th>Loss Factor</th> <th>Factor</th> <th></th> <th></th> <th>cm</th> <th>deg</th> </tr> <tr> <th>MHz</th> <th>dBuV/m</th> <th>dBuV/m</th> <th>dB</th> <th>dBuV</th> <th>dB/m</th> <th>dB</th> <th>dB</th> <th>dB</th> <th>cm</th> <th>deg</th> </tr> </thead> <tbody> <tr> <td>1</td> <td>5290.00</td> <td>94.94</td> <td>-----</td> <td>-----</td> <td>85.66</td> <td>35.18</td> <td>10.91</td> <td>36.81</td> <td>0.00</td> <td>392</td> <td>31</td> <td>PEAK</td> </tr> </tbody> </table>	Limit	Read	Ant	Cable	Preamp	Aux	APos	TPos	Remark		Freq	Level	Line Margin	Level Factor	Loss Factor	Factor			cm	deg	MHz	dBuV/m	dBuV/m	dB	dBuV	dB/m	dB	dB	dB	cm	deg	1	5290.00	94.94	-----	-----	85.66	35.18	10.91	36.81	0.00	392	31	PEAK
	Limit	Read	Ant	Cable	Preamp	Aux	APos	TPos	Remark																																																																																	
Freq	Level	Line Margin	Level Factor	Loss Factor	Factor			cm	deg																																																																																	
MHz	dBuV/m	dBuV/m	dB	dBuV	dB/m	dB	dB	dB	cm	deg																																																																																
1	5076.27	51.97	74.00	-22.03	43.22	34.95	10.60	36.00	0.00	392	31	PEAK																																																																														
Limit	Read	Ant	Cable	Preamp	Aux	APos	TPos	Remark																																																																																		
Freq	Level	Line Margin	Level Factor	Loss Factor	Factor			cm	deg																																																																																	
MHz	dBuV/m	dBuV/m	dB	dBuV	dB/m	dB	dB	dB	cm	deg																																																																																
1	5290.00	94.94	-----	-----	85.66	35.18	10.91	36.81	0.00	392	31	PEAK																																																																														
Avg	<table border="1"> <thead> <tr> <th>Limit</th> <th>Read</th> <th>Ant</th> <th>Cable</th> <th>Preamp</th> <th>Aux</th> <th>APos</th> <th>TPos</th> <th colspan="2">Remark</th> </tr> <tr> <th>Freq</th> <th>Level</th> <th>Line Margin</th> <th>Level Factor</th> <th>Loss Factor</th> <th>Factor</th> <th></th> <th></th> <th>cm</th> <th>deg</th> </tr> <tr> <th>MHz</th> <th>dBuV/m</th> <th>dBuV/m</th> <th>dB</th> <th>dBuV</th> <th>dB/m</th> <th>dB</th> <th>dB</th> <th>dB</th> <th>cm</th> <th>deg</th> </tr> </thead> <tbody> <tr> <td>1</td> <td>5147.03</td> <td>41.91</td> <td>54.00</td> <td>-12.09</td> <td>32.99</td> <td>35.03</td> <td>10.69</td> <td>36.00</td> <td>0.00</td> <td>392</td> <td>31</td> <td>AVERAGE</td> </tr> </tbody> </table>	Limit	Read	Ant	Cable	Preamp	Aux	APos	TPos	Remark		Freq	Level	Line Margin	Level Factor	Loss Factor	Factor			cm	deg	MHz	dBuV/m	dBuV/m	dB	dBuV	dB/m	dB	dB	dB	cm	deg	1	5147.03	41.91	54.00	-12.09	32.99	35.03	10.69	36.00	0.00	392	31	AVERAGE	<table border="1"> <thead> <tr> <th>Limit</th> <th>Read</th> <th>Ant</th> <th>Cable</th> <th>Preamp</th> <th>Aux</th> <th>APos</th> <th>TPos</th> <th colspan="2">Remark</th> </tr> <tr> <th>Freq</th> <th>Level</th> <th>Line Margin</th> <th>Level Factor</th> <th>Loss Factor</th> <th>Factor</th> <th></th> <th></th> <th>cm</th> <th>deg</th> </tr> <tr> <th>MHz</th> <th>dBuV/m</th> <th>dBuV/m</th> <th>dB</th> <th>dBuV</th> <th>dB/m</th> <th>dB</th> <th>dB</th> <th>dB</th> <th>cm</th> <th>deg</th> </tr> </thead> <tbody> <tr> <td>1</td> <td>5290.00</td> <td>86.14</td> <td>-----</td> <td>-----</td> <td>76.86</td> <td>35.18</td> <td>10.91</td> <td>36.81</td> <td>0.00</td> <td>392</td> <td>31</td> <td>AVERAGE</td> </tr> </tbody> </table>	Limit	Read	Ant	Cable	Preamp	Aux	APos	TPos	Remark		Freq	Level	Line Margin	Level Factor	Loss Factor	Factor			cm	deg	MHz	dBuV/m	dBuV/m	dB	dBuV	dB/m	dB	dB	dB	cm	deg	1	5290.00	86.14	-----	-----	76.86	35.18	10.91	36.81	0.00	392	31	AVERAGE
Limit	Read	Ant	Cable	Preamp	Aux	APos	TPos	Remark																																																																																		
Freq	Level	Line Margin	Level Factor	Loss Factor	Factor			cm	deg																																																																																	
MHz	dBuV/m	dBuV/m	dB	dBuV	dB/m	dB	dB	dB	cm	deg																																																																																
1	5147.03	41.91	54.00	-12.09	32.99	35.03	10.69	36.00	0.00	392	31	AVERAGE																																																																														
Limit	Read	Ant	Cable	Preamp	Aux	APos	TPos	Remark																																																																																		
Freq	Level	Line Margin	Level Factor	Loss Factor	Factor			cm	deg																																																																																	
MHz	dBuV/m	dBuV/m	dB	dBuV	dB/m	dB	dB	dB	cm	deg																																																																																
1	5290.00	86.14	-----	-----	76.86	35.18	10.91	36.81	0.00	392	31	AVERAGE																																																																														



		27																																																																	
Mode	Band Edge - R																																																																		
	U-NII-2A_5.25-5.35_802.11ac VHT80_CH58_Full_5290MHz																																																																		
Pol.	Vertical	Fundamental																																																																	
Peak	<table border="1"> <thead> <tr> <th>Limit</th> <th>Read</th> <th>Ant</th> <th>Cable</th> <th>Preamp</th> <th>Aux</th> <th>APos</th> <th>TPos</th> </tr> <tr> <th>Freq</th> <th>Level</th> <th>Line</th> <th>Margin</th> <th>Level</th> <th>Factor</th> <th>Loss</th> <th>Factor</th> </tr> <tr> <th>MHz</th> <th>dBuV/m</th> <th>dBuV/m</th> <th>dB</th> <th>dBuV</th> <th>dB/m</th> <th>dB</th> <th>dB</th> </tr> </thead> <tbody> <tr> <td>1</td> <td>5358.69</td> <td>53.09</td> <td>74.00</td> <td>-20.91</td> <td>43.68</td> <td>35.23</td> <td>10.99</td> </tr> <tr> <td></td> <td></td> <td></td> <td></td> <td></td> <td></td> <td>36.81</td> <td>0.00</td> </tr> <tr> <td></td> <td></td> <td></td> <td></td> <td></td> <td></td> <td></td> <td>392</td> </tr> <tr> <td></td> <td></td> <td></td> <td></td> <td></td> <td></td> <td></td> <td>31</td> </tr> <tr> <td></td> <td></td> <td></td> <td></td> <td></td> <td></td> <td></td> <td>PEAK</td> </tr> </tbody> </table>	Limit	Read	Ant	Cable	Preamp	Aux	APos	TPos	Freq	Level	Line	Margin	Level	Factor	Loss	Factor	MHz	dBuV/m	dBuV/m	dB	dBuV	dB/m	dB	dB	1	5358.69	53.09	74.00	-20.91	43.68	35.23	10.99							36.81	0.00								392								31								PEAK	Blank	
Limit	Read	Ant	Cable	Preamp	Aux	APos	TPos																																																												
Freq	Level	Line	Margin	Level	Factor	Loss	Factor																																																												
MHz	dBuV/m	dBuV/m	dB	dBuV	dB/m	dB	dB																																																												
1	5358.69	53.09	74.00	-20.91	43.68	35.23	10.99																																																												
						36.81	0.00																																																												
							392																																																												
							31																																																												
							PEAK																																																												
Avg	<table border="1"> <thead> <tr> <th>Limit</th> <th>Read</th> <th>Ant</th> <th>Cable</th> <th>Preamp</th> <th>Aux</th> <th>APos</th> <th>TPos</th> </tr> <tr> <th>Freq</th> <th>Level</th> <th>Line</th> <th>Margin</th> <th>Level</th> <th>Factor</th> <th>Loss</th> <th>Factor</th> </tr> <tr> <th>MHz</th> <th>dBuV/m</th> <th>dBuV/m</th> <th>dB</th> <th>dBuV</th> <th>dB/m</th> <th>dB</th> <th>dB</th> </tr> </thead> <tbody> <tr> <td>1</td> <td>5358.52</td> <td>43.29</td> <td>54.00</td> <td>-10.71</td> <td>33.88</td> <td>35.23</td> <td>10.99</td> </tr> <tr> <td></td> <td></td> <td></td> <td></td> <td></td> <td></td> <td>36.81</td> <td>0.00</td> </tr> <tr> <td></td> <td></td> <td></td> <td></td> <td></td> <td></td> <td></td> <td>392</td> </tr> <tr> <td></td> <td></td> <td></td> <td></td> <td></td> <td></td> <td></td> <td>31</td> </tr> <tr> <td></td> <td></td> <td></td> <td></td> <td></td> <td></td> <td></td> <td>AVERAGE</td> </tr> </tbody> </table>	Limit	Read	Ant	Cable	Preamp	Aux	APos	TPos	Freq	Level	Line	Margin	Level	Factor	Loss	Factor	MHz	dBuV/m	dBuV/m	dB	dBuV	dB/m	dB	dB	1	5358.52	43.29	54.00	-10.71	33.88	35.23	10.99							36.81	0.00								392								31								AVERAGE	Blank	
Limit	Read	Ant	Cable	Preamp	Aux	APos	TPos																																																												
Freq	Level	Line	Margin	Level	Factor	Loss	Factor																																																												
MHz	dBuV/m	dBuV/m	dB	dBuV	dB/m	dB	dB																																																												
1	5358.52	43.29	54.00	-10.71	33.88	35.23	10.99																																																												
						36.81	0.00																																																												
							392																																																												
							31																																																												
							AVERAGE																																																												



		27																																																																																																									
Mode		Harmonic																																																																																																									
		U-NII-2A_5.25-5.35_802.11ac VHT80_CH58_Full_5290MHz																																																																																																									
Pol.		Horizontal					Vertical																																																																																																				
Peak Avg	Level (dBuV/m)																																																																																																										
	Level (dBuV/m)																																																																																																										
		<table border="1"> <thead> <tr> <th>Limit</th> <th>Over</th> <th>Read</th> <th>Ant</th> <th>Cable</th> <th>Preamp</th> <th>Aux</th> <th>APos</th> <th>TPos</th> <th colspan="2">Remark</th> </tr> <tr> <th>Freq</th> <th>Level</th> <th>Line</th> <th>Limit</th> <th>Level</th> <th>Factor</th> <th>Loss</th> <th>Factor</th> <th>Factor</th> <th>cm</th> <th>deg</th> </tr> </thead> <tbody> <tr> <td>1</td> <td>7053.37</td> <td>57.81</td> <td>68.30</td> <td>-10.49</td> <td>72.28</td> <td>36.51</td> <td>12.50</td> <td>63.48</td> <td>0.00</td> <td>115</td> <td>219</td> <td>PEAK</td> </tr> <tr> <td>2</td> <td>10580.00</td> <td>44.10</td> <td>68.30</td> <td>-24.20</td> <td>52.63</td> <td>38.39</td> <td>15.65</td> <td>62.57</td> <td>0.00</td> <td>115</td> <td>219</td> <td>PEAK</td> </tr> </tbody> </table>					Limit	Over	Read	Ant	Cable	Preamp	Aux	APos	TPos	Remark		Freq	Level	Line	Limit	Level	Factor	Loss	Factor	Factor	cm	deg	1	7053.37	57.81	68.30	-10.49	72.28	36.51	12.50	63.48	0.00	115	219	PEAK	2	10580.00	44.10	68.30	-24.20	52.63	38.39	15.65	62.57	0.00	115	219	PEAK	<table border="1"> <thead> <tr> <th>Limit</th> <th>Over</th> <th>Read</th> <th>Ant</th> <th>Cable</th> <th>Preamp</th> <th>Aux</th> <th>APos</th> <th>TPos</th> <th colspan="2">Remark</th> </tr> <tr> <th>Freq</th> <th>Level</th> <th>Line</th> <th>Limit</th> <th>Level</th> <th>Factor</th> <th>Loss</th> <th>Factor</th> <th>Factor</th> <th>cm</th> <th>deg</th> </tr> </thead> <tbody> <tr> <td>1</td> <td>7055.00</td> <td>55.33</td> <td>68.30</td> <td>-12.97</td> <td>69.81</td> <td>36.51</td> <td>12.50</td> <td>63.49</td> <td>0.00</td> <td>100</td> <td>110</td> <td>Peak</td> </tr> <tr> <td>2</td> <td>10580.00</td> <td>44.84</td> <td>68.30</td> <td>-23.46</td> <td>53.37</td> <td>38.39</td> <td>15.65</td> <td>62.57</td> <td>0.00</td> <td>300</td> <td>360</td> <td>PEAK</td> </tr> </tbody> </table>					Limit	Over	Read	Ant	Cable	Preamp	Aux	APos	TPos	Remark		Freq	Level	Line	Limit	Level	Factor	Loss	Factor	Factor	cm	deg	1	7055.00	55.33	68.30	-12.97	69.81	36.51	12.50	63.49	0.00	100	110	Peak	2	10580.00	44.84	68.30	-23.46	53.37	38.39	15.65	62.57	0.00	300	360	PEAK
Limit	Over	Read	Ant	Cable	Preamp	Aux	APos	TPos	Remark																																																																																																		
Freq	Level	Line	Limit	Level	Factor	Loss	Factor	Factor	cm	deg																																																																																																	
1	7053.37	57.81	68.30	-10.49	72.28	36.51	12.50	63.48	0.00	115	219	PEAK																																																																																															
2	10580.00	44.10	68.30	-24.20	52.63	38.39	15.65	62.57	0.00	115	219	PEAK																																																																																															
Limit	Over	Read	Ant	Cable	Preamp	Aux	APos	TPos	Remark																																																																																																		
Freq	Level	Line	Limit	Level	Factor	Loss	Factor	Factor	cm	deg																																																																																																	
1	7055.00	55.33	68.30	-12.97	69.81	36.51	12.50	63.49	0.00	100	110	Peak																																																																																															
2	10580.00	44.84	68.30	-23.46	53.37	38.39	15.65	62.57	0.00	300	360	PEAK																																																																																															



		28																																																																																
Mode		Band Edge - L																																																																																
		U-NII-2C_5.47-5.725_802.11ac_VHT80_CH106_Full_5530MHz																																																																																
Pol.		Horizontal					Fundamental																																																																											
Peak	<table border="1"> <thead> <tr> <th></th> <th>Limit</th> <th>Read</th> <th>Ant</th> <th>Cable</th> <th>Preamp</th> <th>Aux</th> <th>APos</th> <th>TPos</th> <th colspan="2">Remark</th> </tr> <tr> <th>Freq</th> <th>Level</th> <th>Line Margin</th> <th>Level Factor</th> <th>Loss Factor</th> <th>Factor</th> <th>Factor</th> <th>Factor</th> <th>Factor</th> <th>cm</th> <th>deg</th> </tr> </thead> <tbody> <tr> <td>1</td> <td>5455.30</td> <td>59.52</td> <td>74.00</td> <td>-14.48</td> <td>49.95</td> <td>35.31</td> <td>11.08</td> <td>36.82</td> <td>0.00</td> <td>100</td> <td>235 PEAK</td> </tr> <tr> <td>2</td> <td>5463.04</td> <td>58.76</td> <td>68.30</td> <td>-9.54</td> <td>49.17</td> <td>35.32</td> <td>11.09</td> <td>36.82</td> <td>0.00</td> <td>100</td> <td>235 PEAK</td> </tr> </tbody> </table>		Limit	Read	Ant	Cable	Preamp	Aux	APos	TPos	Remark		Freq	Level	Line Margin	Level Factor	Loss Factor	Factor	Factor	Factor	Factor	cm	deg	1	5455.30	59.52	74.00	-14.48	49.95	35.31	11.08	36.82	0.00	100	235 PEAK	2	5463.04	58.76	68.30	-9.54	49.17	35.32	11.09	36.82	0.00	100	235 PEAK	<table border="1"> <thead> <tr> <th></th> <th>Limit</th> <th>Read</th> <th>Ant</th> <th>Cable</th> <th>Preamp</th> <th>Aux</th> <th>APos</th> <th>TPos</th> <th colspan="2">Remark</th> </tr> <tr> <th>Freq</th> <th>Level</th> <th>Line Margin</th> <th>Level Factor</th> <th>Loss Factor</th> <th>Factor</th> <th>Factor</th> <th>Factor</th> <th>Factor</th> <th>cm</th> <th>deg</th> </tr> </thead> <tbody> <tr> <td>1</td> <td>5530.00</td> <td>99.08</td> <td>-----</td> <td>-----</td> <td>89.42</td> <td>35.37</td> <td>11.11</td> <td>36.82</td> <td>0.00</td> <td>100</td> <td>235 PEAK</td> </tr> </tbody> </table>		Limit	Read	Ant	Cable	Preamp	Aux	APos	TPos	Remark		Freq	Level	Line Margin	Level Factor	Loss Factor	Factor	Factor	Factor	Factor	cm	deg	1	5530.00	99.08	-----	-----	89.42	35.37	11.11	36.82	0.00	100	235 PEAK
		Limit	Read	Ant	Cable	Preamp	Aux	APos	TPos	Remark																																																																								
Freq	Level	Line Margin	Level Factor	Loss Factor	Factor	Factor	Factor	Factor	cm	deg																																																																								
1	5455.30	59.52	74.00	-14.48	49.95	35.31	11.08	36.82	0.00	100	235 PEAK																																																																							
2	5463.04	58.76	68.30	-9.54	49.17	35.32	11.09	36.82	0.00	100	235 PEAK																																																																							
	Limit	Read	Ant	Cable	Preamp	Aux	APos	TPos	Remark																																																																									
Freq	Level	Line Margin	Level Factor	Loss Factor	Factor	Factor	Factor	Factor	cm	deg																																																																								
1	5530.00	99.08	-----	-----	89.42	35.37	11.11	36.82	0.00	100	235 PEAK																																																																							
Avg	<table border="1"> <thead> <tr> <th></th> <th>Limit</th> <th>Read</th> <th>Ant</th> <th>Cable</th> <th>Preamp</th> <th>Aux</th> <th>APos</th> <th>TPos</th> <th colspan="2">Remark</th> </tr> <tr> <th>Freq</th> <th>Level</th> <th>Line Margin</th> <th>Level Factor</th> <th>Loss Factor</th> <th>Factor</th> <th>Factor</th> <th>Factor</th> <th>Factor</th> <th>cm</th> <th>deg</th> </tr> </thead> <tbody> <tr> <td>1</td> <td>5459.26</td> <td>49.15</td> <td>54.00</td> <td>-4.85</td> <td>39.57</td> <td>35.32</td> <td>11.08</td> <td>36.82</td> <td>0.00</td> <td>100</td> <td>235 AVERAGE</td> </tr> </tbody> </table>		Limit	Read	Ant	Cable	Preamp	Aux	APos	TPos	Remark		Freq	Level	Line Margin	Level Factor	Loss Factor	Factor	Factor	Factor	Factor	cm	deg	1	5459.26	49.15	54.00	-4.85	39.57	35.32	11.08	36.82	0.00	100	235 AVERAGE	<table border="1"> <thead> <tr> <th></th> <th>Limit</th> <th>Read</th> <th>Ant</th> <th>Cable</th> <th>Preamp</th> <th>Aux</th> <th>APos</th> <th>TPos</th> <th colspan="2">Remark</th> </tr> <tr> <th>Freq</th> <th>Level</th> <th>Line Margin</th> <th>Level Factor</th> <th>Loss Factor</th> <th>Factor</th> <th>Factor</th> <th>Factor</th> <th>Factor</th> <th>cm</th> <th>deg</th> </tr> </thead> <tbody> <tr> <td>1</td> <td>5530.00</td> <td>91.43</td> <td>-----</td> <td>-----</td> <td>81.77</td> <td>35.37</td> <td>11.11</td> <td>36.82</td> <td>0.00</td> <td>100</td> <td>235 AVERAGE</td> </tr> </tbody> </table>		Limit	Read	Ant	Cable	Preamp	Aux	APos	TPos	Remark		Freq	Level	Line Margin	Level Factor	Loss Factor	Factor	Factor	Factor	Factor	cm	deg	1	5530.00	91.43	-----	-----	81.77	35.37	11.11	36.82	0.00	100	235 AVERAGE												
		Limit	Read	Ant	Cable	Preamp	Aux	APos	TPos	Remark																																																																								
Freq	Level	Line Margin	Level Factor	Loss Factor	Factor	Factor	Factor	Factor	cm	deg																																																																								
1	5459.26	49.15	54.00	-4.85	39.57	35.32	11.08	36.82	0.00	100	235 AVERAGE																																																																							
	Limit	Read	Ant	Cable	Preamp	Aux	APos	TPos	Remark																																																																									
Freq	Level	Line Margin	Level Factor	Loss Factor	Factor	Factor	Factor	Factor	cm	deg																																																																								
1	5530.00	91.43	-----	-----	81.77	35.37	11.11	36.82	0.00	100	235 AVERAGE																																																																							





Mode	28																																																																	
	Band Edge - R																																																																	
	U-NII-2C_5.47-5.725_802.11ac VHT80_CH106_Full_5530MHz																																																																	
Pol.	Horizontal	Fundamental																																																																
Peak	<table border="1"> <thead> <tr> <th>Limit</th> <th>Read</th> <th>Ant</th> <th>Cable</th> <th>Preamp</th> <th>Aux</th> <th>APos</th> <th>TPos</th> </tr> <tr> <th>Freq</th> <th>Level</th> <th>Line</th> <th>Margin</th> <th>Level</th> <th>Factor</th> <th>Loss</th> <th>Factor</th> </tr> <tr> <th>MHz</th> <th>dBuV/m</th> <th>dBuV/m</th> <th>dB</th> <th>dBuV</th> <th>dB/m</th> <th>dB</th> <th>dB</th> </tr> </thead> <tbody> <tr> <td>1 5733.98</td> <td>51.60</td> <td>68.30</td> <td>-16.70</td> <td>41.47</td> <td>35.63</td> <td>11.27</td> <td>36.77</td> </tr> <tr> <td></td> <td></td> <td></td> <td></td> <td></td> <td></td> <td></td> <td>0.00</td> </tr> <tr> <td></td> <td></td> <td></td> <td></td> <td></td> <td></td> <td></td> <td>100</td> </tr> <tr> <td></td> <td></td> <td></td> <td></td> <td></td> <td></td> <td></td> <td>235</td> </tr> <tr> <td></td> <td></td> <td></td> <td></td> <td></td> <td></td> <td></td> <td>PEAK</td> </tr> </tbody> </table>	Limit	Read	Ant	Cable	Preamp	Aux	APos	TPos	Freq	Level	Line	Margin	Level	Factor	Loss	Factor	MHz	dBuV/m	dBuV/m	dB	dBuV	dB/m	dB	dB	1 5733.98	51.60	68.30	-16.70	41.47	35.63	11.27	36.77								0.00								100								235								PEAK	Blank
Limit	Read	Ant	Cable	Preamp	Aux	APos	TPos																																																											
Freq	Level	Line	Margin	Level	Factor	Loss	Factor																																																											
MHz	dBuV/m	dBuV/m	dB	dBuV	dB/m	dB	dB																																																											
1 5733.98	51.60	68.30	-16.70	41.47	35.63	11.27	36.77																																																											
							0.00																																																											
							100																																																											
							235																																																											
							PEAK																																																											



		28																																																					
Mode		Band Edge - L																																																					
		U-NII-2C_5.47-5.725_802.11ac_VHT80_CH106_Full_5530MHz																																																					
Pol.		Vertical					Fundamental																																																
Peak		<table border="1"> <thead> <tr> <th>Limit</th> <th>Read</th> <th>Ant</th> <th>Cable</th> <th>Preamp</th> <th>Aux</th> <th>APos</th> <th>TPos</th> <th colspan="2">Remark</th> </tr> <tr> <th>Freq</th> <th>Level</th> <th>Line Margin</th> <th>Level Factor</th> <th>Loss Factor</th> <th>Factor</th> <th></th> <th></th> <th>cm</th> <th>deg</th> </tr> </thead> <tbody> <tr> <td>1</td> <td>5454.76</td> <td>52.49</td> <td>74.00</td> <td>-21.51</td> <td>42.92</td> <td>35.31</td> <td>11.08</td> <td>36.82</td> <td>0.00</td> <td>101</td> <td>0 PEAK</td> </tr> <tr> <td>2</td> <td>5468.98</td> <td>53.18</td> <td>68.30</td> <td>-15.12</td> <td>43.58</td> <td>35.33</td> <td>11.09</td> <td>36.82</td> <td>0.00</td> <td>101</td> <td>0 PEAK</td> </tr> </tbody> </table>										Limit	Read	Ant	Cable	Preamp	Aux	APos	TPos	Remark		Freq	Level	Line Margin	Level Factor	Loss Factor	Factor			cm	deg	1	5454.76	52.49	74.00	-21.51	42.92	35.31	11.08	36.82	0.00	101	0 PEAK	2	5468.98	53.18	68.30	-15.12	43.58	35.33	11.09	36.82	0.00	101	0 PEAK
	Limit	Read	Ant	Cable	Preamp	Aux	APos	TPos	Remark																																														
Freq	Level	Line Margin	Level Factor	Loss Factor	Factor			cm	deg																																														
1	5454.76	52.49	74.00	-21.51	42.92	35.31	11.08	36.82	0.00	101	0 PEAK																																												
2	5468.98	53.18	68.30	-15.12	43.58	35.33	11.09	36.82	0.00	101	0 PEAK																																												
		<table border="1"> <thead> <tr> <th>Limit</th> <th>Read</th> <th>Ant</th> <th>Cable</th> <th>Preamp</th> <th>Aux</th> <th>APos</th> <th>TPos</th> <th colspan="2">Remark</th> </tr> <tr> <th>Freq</th> <th>Level</th> <th>Line Margin</th> <th>Level Factor</th> <th>Loss Factor</th> <th>Factor</th> <th></th> <th></th> <th>cm</th> <th>deg</th> </tr> </thead> <tbody> <tr> <td>1</td> <td>5530.00</td> <td>94.07</td> <td>-----</td> <td>-----</td> <td>84.39</td> <td>35.39</td> <td>11.11</td> <td>36.82</td> <td>0.00</td> <td>101</td> <td>0 PEAK</td> </tr> </tbody> </table>										Limit	Read	Ant	Cable	Preamp	Aux	APos	TPos	Remark		Freq	Level	Line Margin	Level Factor	Loss Factor	Factor			cm	deg	1	5530.00	94.07	-----	-----	84.39	35.39	11.11	36.82	0.00	101	0 PEAK												
Limit	Read	Ant	Cable	Preamp	Aux	APos	TPos	Remark																																															
Freq	Level	Line Margin	Level Factor	Loss Factor	Factor			cm	deg																																														
1	5530.00	94.07	-----	-----	84.39	35.39	11.11	36.82	0.00	101	0 PEAK																																												
Avg		<table border="1"> <thead> <tr> <th>Limit</th> <th>Read</th> <th>Ant</th> <th>Cable</th> <th>Preamp</th> <th>Aux</th> <th>APos</th> <th>TPos</th> <th colspan="2">Remark</th> </tr> <tr> <th>Freq</th> <th>Level</th> <th>Line Margin</th> <th>Level Factor</th> <th>Loss Factor</th> <th>Factor</th> <th></th> <th></th> <th>cm</th> <th>deg</th> </tr> </thead> <tbody> <tr> <td>1</td> <td>5458.00</td> <td>43.31</td> <td>54.00</td> <td>-10.69</td> <td>33.73</td> <td>35.32</td> <td>11.08</td> <td>36.82</td> <td>0.00</td> <td>101</td> <td>0 AVERAGE</td> </tr> </tbody> </table>										Limit	Read	Ant	Cable	Preamp	Aux	APos	TPos	Remark		Freq	Level	Line Margin	Level Factor	Loss Factor	Factor			cm	deg	1	5458.00	43.31	54.00	-10.69	33.73	35.32	11.08	36.82	0.00	101	0 AVERAGE												
	Limit	Read	Ant	Cable	Preamp	Aux	APos	TPos	Remark																																														
Freq	Level	Line Margin	Level Factor	Loss Factor	Factor			cm	deg																																														
1	5458.00	43.31	54.00	-10.69	33.73	35.32	11.08	36.82	0.00	101	0 AVERAGE																																												
		<table border="1"> <thead> <tr> <th>Limit</th> <th>Read</th> <th>Ant</th> <th>Cable</th> <th>Preamp</th> <th>Aux</th> <th>APos</th> <th>TPos</th> <th colspan="2">Remark</th> </tr> <tr> <th>Freq</th> <th>Level</th> <th>Line Margin</th> <th>Level Factor</th> <th>Loss Factor</th> <th>Factor</th> <th></th> <th></th> <th>cm</th> <th>deg</th> </tr> </thead> <tbody> <tr> <td>1</td> <td>5530.00</td> <td>85.77</td> <td>-----</td> <td>-----</td> <td>76.09</td> <td>35.39</td> <td>11.11</td> <td>36.82</td> <td>0.00</td> <td>101</td> <td>0 AVERAGE</td> </tr> </tbody> </table>										Limit	Read	Ant	Cable	Preamp	Aux	APos	TPos	Remark		Freq	Level	Line Margin	Level Factor	Loss Factor	Factor			cm	deg	1	5530.00	85.77	-----	-----	76.09	35.39	11.11	36.82	0.00	101	0 AVERAGE												
Limit	Read	Ant	Cable	Preamp	Aux	APos	TPos	Remark																																															
Freq	Level	Line Margin	Level Factor	Loss Factor	Factor			cm	deg																																														
1	5530.00	85.77	-----	-----	76.09	35.39	11.11	36.82	0.00	101	0 AVERAGE																																												



Mode	28																																														
	Band Edge - R																																														
	U-NII-2C_5.47-5.725_802.11ac VHT80_CH106_Full_5530MHz																																														
Pol.	Vertical	Fundamental																																													
Peak	<table border="1"> <thead> <tr> <th>Limit</th> <th>Read</th> <th>Ant</th> <th>Cable</th> <th>Preamp</th> <th>Aux</th> <th>APos</th> <th>TPos</th> <th>Remark</th> </tr> <tr> <th>Freq</th> <th>Level</th> <th>Line</th> <th>Margin</th> <th>Level</th> <th>Factor</th> <th>Loss</th> <th>Factor</th> <th>Factor</th> </tr> <tr> <th>MHz</th> <th>dBuV/m</th> <th>dBuV/m</th> <th>dB</th> <th>dBuV</th> <th>dB/m</th> <th>dB</th> <th>dB</th> <th>dB</th> </tr> </thead> <tbody> <tr> <td>1 5752.31</td> <td>51.48</td> <td>68.30</td> <td>-16.82</td> <td>41.27</td> <td>35.66</td> <td>11.30</td> <td>36.75</td> <td>0.00</td> </tr> <tr> <td></td> <td></td> <td></td> <td></td> <td></td> <td></td> <td></td> <td></td> <td>101 0 PEAK</td> </tr> </tbody> </table>	Limit	Read	Ant	Cable	Preamp	Aux	APos	TPos	Remark	Freq	Level	Line	Margin	Level	Factor	Loss	Factor	Factor	MHz	dBuV/m	dBuV/m	dB	dBuV	dB/m	dB	dB	dB	1 5752.31	51.48	68.30	-16.82	41.27	35.66	11.30	36.75	0.00									101 0 PEAK	Blank
Limit	Read	Ant	Cable	Preamp	Aux	APos	TPos	Remark																																							
Freq	Level	Line	Margin	Level	Factor	Loss	Factor	Factor																																							
MHz	dBuV/m	dBuV/m	dB	dBuV	dB/m	dB	dB	dB																																							
1 5752.31	51.48	68.30	-16.82	41.27	35.66	11.30	36.75	0.00																																							
								101 0 PEAK																																							



		28																																																																																																																									
Mode		Harmonic																																																																																																																									
		U-NII-2C_5.47-5.725_802.11ac VHT80_CH106_Full_5530MHz																																																																																																																									
Pol.	Horizontal	Vertical																																																																																																																									
Peak Avg																																																																																																																											
	<table border="1"> <thead> <tr> <th>Freq</th> <th>Level</th> <th>Limit</th> <th>Over</th> <th>Read</th> <th>Ant</th> <th>Cable</th> <th>Preamp</th> <th>Aux</th> <th>APos</th> <th>TPos</th> <th>Remark</th> </tr> <tr> <th>MHz</th> <th>dBuV/m</th> <th>dBuV/m</th> <th>dB</th> <th>dBuV</th> <th>dB/m</th> <th>dB</th> <th>dB</th> <th>dB</th> <th>cm</th> <th>deg</th> <th></th> </tr> </thead> <tbody> <tr> <td>1 7373.37</td> <td>51.18</td> <td>74.00</td> <td>-22.82</td> <td>65.71</td> <td>36.57</td> <td>12.74</td> <td>63.84</td> <td>0.00</td> <td>103</td> <td>230</td> <td>PEAK</td> </tr> <tr> <td>2 7373.37</td> <td>50.74</td> <td>54.00</td> <td>-3.26</td> <td>65.27</td> <td>36.57</td> <td>12.74</td> <td>63.84</td> <td>0.00</td> <td>103</td> <td>230</td> <td>AVERAGE</td> </tr> <tr> <td>3 11060.00</td> <td>45.00</td> <td>74.00</td> <td>-29.00</td> <td>52.76</td> <td>38.55</td> <td>15.91</td> <td>62.22</td> <td>0.00</td> <td>312</td> <td>256</td> <td>PEAK</td> </tr> </tbody> </table>	Freq	Level	Limit	Over	Read	Ant	Cable	Preamp	Aux	APos	TPos	Remark	MHz	dBuV/m	dBuV/m	dB	dBuV	dB/m	dB	dB	dB	cm	deg		1 7373.37	51.18	74.00	-22.82	65.71	36.57	12.74	63.84	0.00	103	230	PEAK	2 7373.37	50.74	54.00	-3.26	65.27	36.57	12.74	63.84	0.00	103	230	AVERAGE	3 11060.00	45.00	74.00	-29.00	52.76	38.55	15.91	62.22	0.00	312	256	PEAK	<table border="1"> <thead> <tr> <th>Freq</th> <th>Level</th> <th>Limit</th> <th>Over</th> <th>Read</th> <th>Ant</th> <th>Cable</th> <th>Preamp</th> <th>Aux</th> <th>APos</th> <th>TPos</th> <th>Remark</th> </tr> <tr> <th>MHz</th> <th>dBuV/m</th> <th>dBuV/m</th> <th>dB</th> <th>dBuV</th> <th>dB/m</th> <th>dB</th> <th>dB</th> <th>dB</th> <th>cm</th> <th>deg</th> <th></th> </tr> </thead> <tbody> <tr> <td>1 7373.37</td> <td>49.96</td> <td>74.00</td> <td>-24.04</td> <td>64.49</td> <td>36.57</td> <td>12.74</td> <td>63.84</td> <td>0.00</td> <td>103</td> <td>236</td> <td>PEAK</td> </tr> <tr> <td>2 7373.37</td> <td>49.46</td> <td>54.00</td> <td>-4.54</td> <td>63.99</td> <td>36.57</td> <td>12.74</td> <td>63.84</td> <td>0.00</td> <td>103</td> <td>236</td> <td>AVERAGE</td> </tr> <tr> <td>3 11060.00</td> <td>44.17</td> <td>74.00</td> <td>-29.83</td> <td>51.93</td> <td>38.55</td> <td>15.91</td> <td>62.22</td> <td>0.00</td> <td>374</td> <td>14</td> <td>PEAK</td> </tr> </tbody> </table>		Freq	Level	Limit	Over	Read	Ant	Cable	Preamp	Aux	APos	TPos	Remark	MHz	dBuV/m	dBuV/m	dB	dBuV	dB/m	dB	dB	dB	cm	deg		1 7373.37	49.96	74.00	-24.04	64.49	36.57	12.74	63.84	0.00	103	236	PEAK	2 7373.37	49.46	54.00	-4.54	63.99	36.57	12.74	63.84	0.00	103	236	AVERAGE	3 11060.00	44.17	74.00	-29.83	51.93	38.55	15.91	62.22	0.00	374	14	PEAK
Freq	Level	Limit	Over	Read	Ant	Cable	Preamp	Aux	APos	TPos	Remark																																																																																																																
MHz	dBuV/m	dBuV/m	dB	dBuV	dB/m	dB	dB	dB	cm	deg																																																																																																																	
1 7373.37	51.18	74.00	-22.82	65.71	36.57	12.74	63.84	0.00	103	230	PEAK																																																																																																																
2 7373.37	50.74	54.00	-3.26	65.27	36.57	12.74	63.84	0.00	103	230	AVERAGE																																																																																																																
3 11060.00	45.00	74.00	-29.00	52.76	38.55	15.91	62.22	0.00	312	256	PEAK																																																																																																																
Freq	Level	Limit	Over	Read	Ant	Cable	Preamp	Aux	APos	TPos	Remark																																																																																																																
MHz	dBuV/m	dBuV/m	dB	dBuV	dB/m	dB	dB	dB	cm	deg																																																																																																																	
1 7373.37	49.96	74.00	-24.04	64.49	36.57	12.74	63.84	0.00	103	236	PEAK																																																																																																																
2 7373.37	49.46	54.00	-4.54	63.99	36.57	12.74	63.84	0.00	103	236	AVERAGE																																																																																																																
3 11060.00	44.17	74.00	-29.83	51.93	38.55	15.91	62.22	0.00	374	14	PEAK																																																																																																																



		29																																																																															
Mode		Band Edge - L																																																																															
		U-NII-2C_5.47-5.725_802.11ac_VHT80_CH122_Full_5610MHz																																																																															
Pol.		Horizontal					Fundamental																																																																										
Peak	<table border="1"> <thead> <tr> <th>Limit</th> <th>Read</th> <th>Ant</th> <th>Cable</th> <th>Preamp</th> <th>Aux</th> <th>APos</th> <th>TPos</th> <th colspan="2">Remark</th> </tr> <tr> <th>Freq</th> <th>Level</th> <th>Line Margin</th> <th>Level Factor</th> <th>Loss Factor</th> <th>Factor</th> <th></th> <th></th> <th>MHz</th> <th>dBuV/m</th> </tr> </thead> <tbody> <tr> <td>1</td> <td>5430.46</td> <td>51.66</td> <td>74.00</td> <td>-22.34</td> <td>42.11</td> <td>35.29</td> <td>11.07</td> <td>36.81</td> <td>0.00</td> <td>100</td> <td>252</td> <td>PEAK</td> </tr> <tr> <td>2</td> <td>5460.52</td> <td>51.25</td> <td>68.30</td> <td>-17.05</td> <td>41.67</td> <td>35.32</td> <td>11.00</td> <td>36.82</td> <td>0.00</td> <td>100</td> <td>252</td> <td>PEAK</td> </tr> </tbody> </table>	Limit	Read	Ant	Cable	Preamp	Aux	APos	TPos	Remark		Freq	Level	Line Margin	Level Factor	Loss Factor	Factor			MHz	dBuV/m	1	5430.46	51.66	74.00	-22.34	42.11	35.29	11.07	36.81	0.00	100	252	PEAK	2	5460.52	51.25	68.30	-17.05	41.67	35.32	11.00	36.82	0.00	100	252	PEAK	<table border="1"> <thead> <tr> <th>Limit</th> <th>Read</th> <th>Ant</th> <th>Cable</th> <th>Preamp</th> <th>Aux</th> <th>APos</th> <th>TPos</th> <th colspan="2">Remark</th> </tr> <tr> <th>Freq</th> <th>Level</th> <th>Line Margin</th> <th>Level Factor</th> <th>Loss Factor</th> <th>Factor</th> <th></th> <th></th> <th>MHz</th> <th>dBuV/m</th> </tr> </thead> <tbody> <tr> <td>1</td> <td>5610.00</td> <td>101.82</td> <td>-----</td> <td>-----</td> <td>92.00</td> <td>35.48</td> <td>11.15</td> <td>36.81</td> <td>0.00</td> <td>100</td> <td>252</td> <td>PEAK</td> </tr> </tbody> </table>	Limit	Read	Ant	Cable	Preamp	Aux	APos	TPos	Remark		Freq	Level	Line Margin	Level Factor	Loss Factor	Factor			MHz	dBuV/m	1	5610.00	101.82	-----	-----	92.00	35.48	11.15	36.81	0.00	100	252	PEAK
	Limit	Read	Ant	Cable	Preamp	Aux	APos	TPos	Remark																																																																								
Freq	Level	Line Margin	Level Factor	Loss Factor	Factor			MHz	dBuV/m																																																																								
1	5430.46	51.66	74.00	-22.34	42.11	35.29	11.07	36.81	0.00	100	252	PEAK																																																																					
2	5460.52	51.25	68.30	-17.05	41.67	35.32	11.00	36.82	0.00	100	252	PEAK																																																																					
Limit	Read	Ant	Cable	Preamp	Aux	APos	TPos	Remark																																																																									
Freq	Level	Line Margin	Level Factor	Loss Factor	Factor			MHz	dBuV/m																																																																								
1	5610.00	101.82	-----	-----	92.00	35.48	11.15	36.81	0.00	100	252	PEAK																																																																					
Avg	<table border="1"> <thead> <tr> <th>Limit</th> <th>Read</th> <th>Ant</th> <th>Cable</th> <th>Preamp</th> <th>Aux</th> <th>APos</th> <th>TPos</th> <th colspan="2">Remark</th> </tr> <tr> <th>Freq</th> <th>Level</th> <th>Line Margin</th> <th>Level Factor</th> <th>Loss Factor</th> <th>Factor</th> <th></th> <th></th> <th>MHz</th> <th>dBuV/m</th> </tr> </thead> <tbody> <tr> <td>1</td> <td>5452.60</td> <td>41.66</td> <td>54.00</td> <td>-12.34</td> <td>32.09</td> <td>35.31</td> <td>11.00</td> <td>36.82</td> <td>0.00</td> <td>100</td> <td>252</td> <td>AVERAGE</td> </tr> </tbody> </table>	Limit	Read	Ant	Cable	Preamp	Aux	APos	TPos	Remark		Freq	Level	Line Margin	Level Factor	Loss Factor	Factor			MHz	dBuV/m	1	5452.60	41.66	54.00	-12.34	32.09	35.31	11.00	36.82	0.00	100	252	AVERAGE	<table border="1"> <thead> <tr> <th>Limit</th> <th>Read</th> <th>Ant</th> <th>Cable</th> <th>Preamp</th> <th>Aux</th> <th>APos</th> <th>TPos</th> <th colspan="2">Remark</th> </tr> <tr> <th>Freq</th> <th>Level</th> <th>Line Margin</th> <th>Level Factor</th> <th>Loss Factor</th> <th>Factor</th> <th></th> <th></th> <th>MHz</th> <th>dBuV/m</th> </tr> </thead> <tbody> <tr> <td>1</td> <td>5610.00</td> <td>93.76</td> <td>-----</td> <td>-----</td> <td>83.97</td> <td>35.47</td> <td>11.14</td> <td>36.82</td> <td>0.00</td> <td>100</td> <td>252</td> <td>AVERAGE</td> </tr> </tbody> </table>	Limit	Read	Ant	Cable	Preamp	Aux	APos	TPos	Remark		Freq	Level	Line Margin	Level Factor	Loss Factor	Factor			MHz	dBuV/m	1	5610.00	93.76	-----	-----	83.97	35.47	11.14	36.82	0.00	100	252	AVERAGE													
	Limit	Read	Ant	Cable	Preamp	Aux	APos	TPos	Remark																																																																								
Freq	Level	Line Margin	Level Factor	Loss Factor	Factor			MHz	dBuV/m																																																																								
1	5452.60	41.66	54.00	-12.34	32.09	35.31	11.00	36.82	0.00	100	252	AVERAGE																																																																					
Limit	Read	Ant	Cable	Preamp	Aux	APos	TPos	Remark																																																																									
Freq	Level	Line Margin	Level Factor	Loss Factor	Factor			MHz	dBuV/m																																																																								
1	5610.00	93.76	-----	-----	83.97	35.47	11.14	36.82	0.00	100	252	AVERAGE																																																																					



Mode	29																																																																	
	Band Edge - R																																																																	
	U-NII-2C_5.47-5.725_802.11ac VHT80_CH122_Full_5610MHz																																																																	
Pol.	Horizontal	Fundamental																																																																
Peak	<table border="1"> <thead> <tr> <th>Limit</th> <th>Read</th> <th>Ant</th> <th>Cable</th> <th>Preamp</th> <th>Aux</th> <th>APos</th> <th>TPos</th> </tr> <tr> <th>Freq</th> <th>Level</th> <th>Line</th> <th>Margin</th> <th>Level</th> <th>Factor</th> <th>Loss</th> <th>Factor</th> </tr> <tr> <th>MHz</th> <th>dBuV/m</th> <th>dBuV/m</th> <th>dB</th> <th>dBuV</th> <th>dB/m</th> <th>dB</th> <th>dB</th> </tr> </thead> <tbody> <tr> <td>1 5764.06</td> <td>52.58</td> <td>68.30</td> <td>-15.72</td> <td>42.34</td> <td>35.68</td> <td>11.31</td> <td>36.75</td> </tr> <tr> <td></td> <td></td> <td></td> <td></td> <td></td> <td></td> <td>0.00</td> <td></td> </tr> <tr> <td></td> <td></td> <td></td> <td></td> <td></td> <td></td> <td></td> <td>100</td> </tr> <tr> <td></td> <td></td> <td></td> <td></td> <td></td> <td></td> <td></td> <td>252</td> </tr> <tr> <td></td> <td></td> <td></td> <td></td> <td></td> <td></td> <td></td> <td>PEAK</td> </tr> </tbody> </table>	Limit	Read	Ant	Cable	Preamp	Aux	APos	TPos	Freq	Level	Line	Margin	Level	Factor	Loss	Factor	MHz	dBuV/m	dBuV/m	dB	dBuV	dB/m	dB	dB	1 5764.06	52.58	68.30	-15.72	42.34	35.68	11.31	36.75							0.00									100								252								PEAK	Blank
Limit	Read	Ant	Cable	Preamp	Aux	APos	TPos																																																											
Freq	Level	Line	Margin	Level	Factor	Loss	Factor																																																											
MHz	dBuV/m	dBuV/m	dB	dBuV	dB/m	dB	dB																																																											
1 5764.06	52.58	68.30	-15.72	42.34	35.68	11.31	36.75																																																											
						0.00																																																												
							100																																																											
							252																																																											
							PEAK																																																											



		29																																																																
Mode		Band Edge - L																																																																
		U-NII-2C_5.47-5.725_802.11ac_VHT80_CH122_Full_5610MHz																																																																
Pol.		Vertical					Fundamental																																																											
Peak	Vertical	<table border="1"> <thead> <tr> <th>Limit</th> <th>Read</th> <th>Ant</th> <th>Cable</th> <th>Preamp</th> <th>Aux</th> <th>APos</th> <th>TPos</th> <th colspan="2">Remark</th> </tr> <tr> <th>Freq</th> <th>Level</th> <th>Line</th> <th>Margin</th> <th>Level</th> <th>Factor</th> <th>Loss</th> <th>Factor</th> <th>Factor</th> <th></th> </tr> <tr> <th>MHz</th> <th>dBuV/m</th> <th>dBuV/m</th> <th>dB</th> <th>dBuV</th> <th>dB/m</th> <th>dB</th> <th>dB</th> <th>dB</th> <th>cm</th> <th>deg</th> </tr> </thead> <tbody> <tr> <td>1</td> <td>5407.60</td> <td>51.11</td> <td>74.00</td> <td>-22.89</td> <td>41.58</td> <td>35.28</td> <td>11.06</td> <td>36.81</td> <td>0.00</td> <td>100</td> <td>0 PEAK</td> </tr> <tr> <td>2</td> <td>5465.38</td> <td>51.53</td> <td>68.30</td> <td>-16.77</td> <td>41.94</td> <td>35.32</td> <td>11.09</td> <td>36.82</td> <td>0.00</td> <td>100</td> <td>0 PEAK</td> </tr> </tbody> </table>										Limit	Read	Ant	Cable	Preamp	Aux	APos	TPos	Remark		Freq	Level	Line	Margin	Level	Factor	Loss	Factor	Factor		MHz	dBuV/m	dBuV/m	dB	dBuV	dB/m	dB	dB	dB	cm	deg	1	5407.60	51.11	74.00	-22.89	41.58	35.28	11.06	36.81	0.00	100	0 PEAK	2	5465.38	51.53	68.30	-16.77	41.94	35.32	11.09	36.82	0.00	100	0 PEAK
	Limit	Read	Ant	Cable	Preamp	Aux	APos	TPos	Remark																																																									
Freq	Level	Line	Margin	Level	Factor	Loss	Factor	Factor																																																										
MHz	dBuV/m	dBuV/m	dB	dBuV	dB/m	dB	dB	dB	cm	deg																																																								
1	5407.60	51.11	74.00	-22.89	41.58	35.28	11.06	36.81	0.00	100	0 PEAK																																																							
2	5465.38	51.53	68.30	-16.77	41.94	35.32	11.09	36.82	0.00	100	0 PEAK																																																							
Fundamental	<table border="1"> <thead> <tr> <th>Limit</th> <th>Read</th> <th>Ant</th> <th>Cable</th> <th>Preamp</th> <th>Aux</th> <th>APos</th> <th>TPos</th> <th colspan="2">Remark</th> </tr> <tr> <th>Freq</th> <th>Level</th> <th>Line</th> <th>Margin</th> <th>Level</th> <th>Factor</th> <th>Loss</th> <th>Factor</th> <th>Factor</th> <th></th> </tr> <tr> <th>MHz</th> <th>dBuV/m</th> <th>dBuV/m</th> <th>dB</th> <th>dBuV</th> <th>dB/m</th> <th>dB</th> <th>dB</th> <th>dB</th> <th>cm</th> <th>deg</th> </tr> </thead> <tbody> <tr> <td>1</td> <td>5610.00</td> <td>94.45</td> <td>-----</td> <td>-----</td> <td>84.66</td> <td>35.47</td> <td>11.14</td> <td>36.82</td> <td>0.00</td> <td>100</td> <td>0 PEAK</td> </tr> </tbody> </table>										Limit	Read	Ant	Cable	Preamp	Aux	APos	TPos	Remark		Freq	Level	Line	Margin	Level	Factor	Loss	Factor	Factor		MHz	dBuV/m	dBuV/m	dB	dBuV	dB/m	dB	dB	dB	cm	deg	1	5610.00	94.45	-----	-----	84.66	35.47	11.14	36.82	0.00	100	0 PEAK													
Limit	Read	Ant	Cable	Preamp	Aux	APos	TPos	Remark																																																										
Freq	Level	Line	Margin	Level	Factor	Loss	Factor	Factor																																																										
MHz	dBuV/m	dBuV/m	dB	dBuV	dB/m	dB	dB	dB	cm	deg																																																								
1	5610.00	94.45	-----	-----	84.66	35.47	11.14	36.82	0.00	100	0 PEAK																																																							
Avg	Vertical	<table border="1"> <thead> <tr> <th>Limit</th> <th>Read</th> <th>Ant</th> <th>Cable</th> <th>Preamp</th> <th>Aux</th> <th>APos</th> <th>TPos</th> <th colspan="2">Remark</th> </tr> <tr> <th>Freq</th> <th>Level</th> <th>Line</th> <th>Margin</th> <th>Level</th> <th>Factor</th> <th>Loss</th> <th>Factor</th> <th>Factor</th> <th></th> </tr> <tr> <th>MHz</th> <th>dBuV/m</th> <th>dBuV/m</th> <th>dB</th> <th>dBuV</th> <th>dB/m</th> <th>dB</th> <th>dB</th> <th>dB</th> <th>cm</th> <th>deg</th> </tr> </thead> <tbody> <tr> <td>1</td> <td>5453.68</td> <td>41.32</td> <td>54.00</td> <td>-12.68</td> <td>31.75</td> <td>35.31</td> <td>11.08</td> <td>36.82</td> <td>0.00</td> <td>100</td> <td>0 AVERAGE</td> </tr> </tbody> </table>										Limit	Read	Ant	Cable	Preamp	Aux	APos	TPos	Remark		Freq	Level	Line	Margin	Level	Factor	Loss	Factor	Factor		MHz	dBuV/m	dBuV/m	dB	dBuV	dB/m	dB	dB	dB	cm	deg	1	5453.68	41.32	54.00	-12.68	31.75	35.31	11.08	36.82	0.00	100	0 AVERAGE												
	Limit	Read	Ant	Cable	Preamp	Aux	APos	TPos	Remark																																																									
Freq	Level	Line	Margin	Level	Factor	Loss	Factor	Factor																																																										
MHz	dBuV/m	dBuV/m	dB	dBuV	dB/m	dB	dB	dB	cm	deg																																																								
1	5453.68	41.32	54.00	-12.68	31.75	35.31	11.08	36.82	0.00	100	0 AVERAGE																																																							
Fundamental	<table border="1"> <thead> <tr> <th>Limit</th> <th>Read</th> <th>Ant</th> <th>Cable</th> <th>Preamp</th> <th>Aux</th> <th>APos</th> <th>TPos</th> <th colspan="2">Remark</th> </tr> <tr> <th>Freq</th> <th>Level</th> <th>Line</th> <th>Margin</th> <th>Level</th> <th>Factor</th> <th>Loss</th> <th>Factor</th> <th>Factor</th> <th></th> </tr> <tr> <th>MHz</th> <th>dBuV/m</th> <th>dBuV/m</th> <th>dB</th> <th>dBuV</th> <th>dB/m</th> <th>dB</th> <th>dB</th> <th>dB</th> <th>cm</th> <th>deg</th> </tr> </thead> <tbody> <tr> <td>1</td> <td>5610.00</td> <td>86.92</td> <td>-----</td> <td>-----</td> <td>77.14</td> <td>35.46</td> <td>11.14</td> <td>36.82</td> <td>0.00</td> <td>100</td> <td>0 AVERAGE</td> </tr> </tbody> </table>										Limit	Read	Ant	Cable	Preamp	Aux	APos	TPos	Remark		Freq	Level	Line	Margin	Level	Factor	Loss	Factor	Factor		MHz	dBuV/m	dBuV/m	dB	dBuV	dB/m	dB	dB	dB	cm	deg	1	5610.00	86.92	-----	-----	77.14	35.46	11.14	36.82	0.00	100	0 AVERAGE													
Limit	Read	Ant	Cable	Preamp	Aux	APos	TPos	Remark																																																										
Freq	Level	Line	Margin	Level	Factor	Loss	Factor	Factor																																																										
MHz	dBuV/m	dBuV/m	dB	dBuV	dB/m	dB	dB	dB	cm	deg																																																								
1	5610.00	86.92	-----	-----	77.14	35.46	11.14	36.82	0.00	100	0 AVERAGE																																																							



Mode	29																																								
	Band Edge - R																																								
	U-NII-2C_5.47-5.725_802.11ac VHT80_CH122_Full_5610MHz																																								
Pol.	Vertical	Fundamental																																							
Peak	<table border="1"> <thead> <tr> <th>Limit</th> <th>Read</th> <th>Ant</th> <th>Cable</th> <th>Preamp</th> <th>Aux</th> <th>APos</th> <th>TPos</th> <th>Remark</th> </tr> <tr> <th>Freq</th> <th>Level</th> <th>Line</th> <th>Margin</th> <th>Level</th> <th>Factor</th> <th>Loss</th> <th>Factor</th> <th>Factor</th> </tr> <tr> <th>MHz</th> <th>dBuV/m</th> <th>dBuV/m</th> <th>dB</th> <th>dBuV</th> <th>dB/m</th> <th>dB</th> <th>dB</th> <th>cm</th> <th>deg</th> </tr> </thead> <tbody> <tr> <td>1 5733.75</td> <td>51.18</td> <td>68.30</td> <td>-17.12</td> <td>41.05</td> <td>35.63</td> <td>11.27</td> <td>36.77</td> <td>0.00</td> <td>100</td> <td>0 PEAK</td> </tr> </tbody> </table>	Limit	Read	Ant	Cable	Preamp	Aux	APos	TPos	Remark	Freq	Level	Line	Margin	Level	Factor	Loss	Factor	Factor	MHz	dBuV/m	dBuV/m	dB	dBuV	dB/m	dB	dB	cm	deg	1 5733.75	51.18	68.30	-17.12	41.05	35.63	11.27	36.77	0.00	100	0 PEAK	Blank
Limit	Read	Ant	Cable	Preamp	Aux	APos	TPos	Remark																																	
Freq	Level	Line	Margin	Level	Factor	Loss	Factor	Factor																																	
MHz	dBuV/m	dBuV/m	dB	dBuV	dB/m	dB	dB	cm	deg																																
1 5733.75	51.18	68.30	-17.12	41.05	35.63	11.27	36.77	0.00	100	0 PEAK																															





		29																																																																																																																																
Mode		Harmonic																																																																																																																																
		U-NII-2C_5.47-5.725_802.11ac VHT80_CH122_Full_5610MHz																																																																																																																																
Pol.		Horizontal					Vertical																																																																																																																											
Peak Avg	Level (dBuV/m)																																																																																																																																	
	Frequency (MHz)	<table border="1"> <thead> <tr> <th>Freq</th> <th>Level</th> <th>Limit</th> <th>Over</th> <th>Read</th> <th>Ant</th> <th>Cable</th> <th>Preamp</th> <th>Aux</th> <th>APos</th> <th>TPos</th> <th>Remark</th> </tr> <tr> <th>MHz</th> <th>dBuV/m</th> <th>dBuV/m</th> <th>dB</th> <th>dBuV</th> <th>dB/m</th> <th>dB</th> <th>dB</th> <th>dB</th> <th>cm</th> <th>deg</th> <th></th> </tr> </thead> <tbody> <tr> <td>1</td> <td>7480.04</td> <td>49.11</td> <td>74.00</td> <td>-24.89</td> <td>63.59</td> <td>36.60</td> <td>12.88</td> <td>63.96</td> <td>0.00</td> <td>106</td> <td>231 PEAK</td> </tr> <tr> <td>2</td> <td>7480.04</td> <td>48.45</td> <td>54.00</td> <td>-5.55</td> <td>62.93</td> <td>36.60</td> <td>12.88</td> <td>63.96</td> <td>0.00</td> <td>106</td> <td>231 AVERAGE</td> </tr> <tr> <td>3</td> <td>11220.00</td> <td>44.36</td> <td>74.00</td> <td>-29.64</td> <td>51.91</td> <td>38.59</td> <td>16.02</td> <td>62.16</td> <td>0.00</td> <td>106</td> <td>231 PEAK</td> </tr> </tbody> </table>					Freq	Level	Limit	Over	Read	Ant	Cable	Preamp	Aux	APos	TPos	Remark	MHz	dBuV/m	dBuV/m	dB	dBuV	dB/m	dB	dB	dB	cm	deg		1	7480.04	49.11	74.00	-24.89	63.59	36.60	12.88	63.96	0.00	106	231 PEAK	2	7480.04	48.45	54.00	-5.55	62.93	36.60	12.88	63.96	0.00	106	231 AVERAGE	3	11220.00	44.36	74.00	-29.64	51.91	38.59	16.02	62.16	0.00	106	231 PEAK	<table border="1"> <thead> <tr> <th>Freq</th> <th>Level</th> <th>Limit</th> <th>Over</th> <th>Read</th> <th>Ant</th> <th>Cable</th> <th>Preamp</th> <th>Aux</th> <th>APos</th> <th>TPos</th> <th>Remark</th> </tr> <tr> <th>MHz</th> <th>dBuV/m</th> <th>dBuV/m</th> <th>dB</th> <th>dBuV</th> <th>dB/m</th> <th>dB</th> <th>dB</th> <th>dB</th> <th>cm</th> <th>deg</th> <th></th> </tr> </thead> <tbody> <tr> <td>1</td> <td>7480.04</td> <td>49.19</td> <td>74.00</td> <td>-24.81</td> <td>63.67</td> <td>36.60</td> <td>12.88</td> <td>63.96</td> <td>0.00</td> <td>109</td> <td>238 PEAK</td> </tr> <tr> <td>2</td> <td>7480.04</td> <td>48.48</td> <td>54.00</td> <td>-5.52</td> <td>62.96</td> <td>36.60</td> <td>12.88</td> <td>63.96</td> <td>0.00</td> <td>109</td> <td>238 AVERAGE</td> </tr> <tr> <td>3</td> <td>11220.00</td> <td>44.33</td> <td>74.00</td> <td>-29.67</td> <td>51.88</td> <td>38.59</td> <td>16.02</td> <td>62.16</td> <td>0.00</td> <td>300</td> <td>75 PEAK</td> </tr> </tbody> </table>					Freq	Level	Limit	Over	Read	Ant	Cable	Preamp	Aux	APos	TPos	Remark	MHz	dBuV/m	dBuV/m	dB	dBuV	dB/m	dB	dB	dB	cm	deg		1	7480.04	49.19	74.00	-24.81	63.67	36.60	12.88	63.96	0.00	109	238 PEAK	2	7480.04	48.48	54.00	-5.52	62.96	36.60	12.88	63.96	0.00	109	238 AVERAGE	3	11220.00	44.33	74.00	-29.67	51.88	38.59	16.02	62.16	0.00	300
Freq	Level	Limit	Over	Read	Ant	Cable	Preamp	Aux	APos	TPos	Remark																																																																																																																							
MHz	dBuV/m	dBuV/m	dB	dBuV	dB/m	dB	dB	dB	cm	deg																																																																																																																								
1	7480.04	49.11	74.00	-24.89	63.59	36.60	12.88	63.96	0.00	106	231 PEAK																																																																																																																							
2	7480.04	48.45	54.00	-5.55	62.93	36.60	12.88	63.96	0.00	106	231 AVERAGE																																																																																																																							
3	11220.00	44.36	74.00	-29.64	51.91	38.59	16.02	62.16	0.00	106	231 PEAK																																																																																																																							
Freq	Level	Limit	Over	Read	Ant	Cable	Preamp	Aux	APos	TPos	Remark																																																																																																																							
MHz	dBuV/m	dBuV/m	dB	dBuV	dB/m	dB	dB	dB	cm	deg																																																																																																																								
1	7480.04	49.19	74.00	-24.81	63.67	36.60	12.88	63.96	0.00	109	238 PEAK																																																																																																																							
2	7480.04	48.48	54.00	-5.52	62.96	36.60	12.88	63.96	0.00	109	238 AVERAGE																																																																																																																							
3	11220.00	44.33	74.00	-29.67	51.88	38.59	16.02	62.16	0.00	300	75 PEAK																																																																																																																							



30																																																																																																																																																										
Emission below 1GHz																																																																																																																																																										
U-NII-1_5.15-5.25_802.11ac VHT40_CH38_Full_5190MHz																																																																																																																																																										
Pol.	Horizontal																																																																																																																																																									
Peak QP	Vertical																																																																																																																																																									
	<div style="display: flex; justify-content: space-around;"> <div style="width: 45%;"> <p>Horizontal Emission Spectrum Plot showing Level (dBuV/m) vs Frequency (MHz). The plot includes a red limit line for 5G BAND 1-3 and several blue peaks labeled 1 through 6.</p> <table border="1"> <thead> <tr> <th>Peak</th> <th>Freq (MHz)</th> <th>Level (dBuV/m)</th> <th>Limit (dBuV/m)</th> <th>Over (dB)</th> <th>ReadAntenna Level Factor (dB)</th> <th>Cable Loss Factor (dB)</th> <th>Preamp Loss Factor (dB)</th> <th>A/Pos (cm)</th> <th>T/Pos (deg)</th> <th>Remark</th> </tr> </thead> <tbody> <tr><td>1</td><td>102.75</td><td>24.92</td><td>43.50</td><td>-18.58</td><td>39.67</td><td>15.83</td><td>1.47</td><td>32.05</td><td>---</td><td>Peak</td></tr> <tr><td>2</td><td>193.93</td><td>26.60</td><td>43.50</td><td>-16.90</td><td>41.51</td><td>15.02</td><td>2.04</td><td>31.97</td><td>---</td><td>Peak</td></tr> <tr><td>3</td><td>255.04</td><td>29.34</td><td>46.00</td><td>-16.66</td><td>41.53</td><td>17.40</td><td>2.35</td><td>31.94</td><td>---</td><td>Peak</td></tr> <tr><td>4</td><td>280.26</td><td>32.52</td><td>46.00</td><td>-13.48</td><td>43.52</td><td>18.52</td><td>2.45</td><td>31.97</td><td>---</td><td>Peak</td></tr> <tr><td>5</td><td>303.54</td><td>30.92</td><td>46.00</td><td>-15.08</td><td>40.91</td><td>19.46</td><td>2.56</td><td>32.01</td><td>---</td><td>Peak</td></tr> <tr><td>6</td><td>889.42</td><td>36.14</td><td>46.00</td><td>-9.86</td><td>33.99</td><td>29.18</td><td>4.36</td><td>31.39</td><td>---</td><td>Peak</td></tr> </tbody> </table> </div> <div style="width: 45%;"> <p>Vertical Emission Spectrum Plot showing Level (dBuV/m) vs Frequency (MHz). The plot includes a red limit line for 5G BAND 1-3 and several blue peaks labeled 1 through 6.</p> <table border="1"> <thead> <tr> <th>Peak</th> <th>Freq (MHz)</th> <th>Level (dBuV/m)</th> <th>Limit (dBuV/m)</th> <th>Over (dB)</th> <th>ReadAntenna Level Factor (dB)</th> <th>Cable Loss Factor (dB)</th> <th>Preamp Loss Factor (dB)</th> <th>A/Pos (cm)</th> <th>T/Pos (deg)</th> <th>Remark</th> </tr> </thead> <tbody> <tr><td>1</td><td>30.00</td><td>31.55</td><td>40.00</td><td>-8.45</td><td>37.09</td><td>25.90</td><td>0.68</td><td>32.12</td><td>---</td><td>Peak</td></tr> <tr><td>2</td><td>48.43</td><td>31.17</td><td>40.00</td><td>-8.83</td><td>47.05</td><td>15.17</td><td>1.00</td><td>32.05</td><td>---</td><td>Peak</td></tr> <tr><td>3</td><td>66.86</td><td>29.67</td><td>40.00</td><td>-10.33</td><td>48.46</td><td>12.14</td><td>1.16</td><td>32.09</td><td>---</td><td>Peak</td></tr> <tr><td>4</td><td>218.18</td><td>25.27</td><td>46.00</td><td>-20.73</td><td>39.29</td><td>15.78</td><td>2.16</td><td>31.96</td><td>---</td><td>Peak</td></tr> <tr><td>5</td><td>304.51</td><td>27.20</td><td>46.00</td><td>-18.80</td><td>37.17</td><td>19.48</td><td>2.56</td><td>32.01</td><td>---</td><td>Peak</td></tr> <tr><td>6</td><td>898.15</td><td>36.12</td><td>46.00</td><td>-9.88</td><td>33.81</td><td>29.24</td><td>4.38</td><td>31.31</td><td>---</td><td>Peak</td></tr> </tbody> </table> </div> </div>	Peak	Freq (MHz)	Level (dBuV/m)	Limit (dBuV/m)	Over (dB)	ReadAntenna Level Factor (dB)	Cable Loss Factor (dB)	Preamp Loss Factor (dB)	A/Pos (cm)	T/Pos (deg)	Remark	1	102.75	24.92	43.50	-18.58	39.67	15.83	1.47	32.05	---	Peak	2	193.93	26.60	43.50	-16.90	41.51	15.02	2.04	31.97	---	Peak	3	255.04	29.34	46.00	-16.66	41.53	17.40	2.35	31.94	---	Peak	4	280.26	32.52	46.00	-13.48	43.52	18.52	2.45	31.97	---	Peak	5	303.54	30.92	46.00	-15.08	40.91	19.46	2.56	32.01	---	Peak	6	889.42	36.14	46.00	-9.86	33.99	29.18	4.36	31.39	---	Peak	Peak	Freq (MHz)	Level (dBuV/m)	Limit (dBuV/m)	Over (dB)	ReadAntenna Level Factor (dB)	Cable Loss Factor (dB)	Preamp Loss Factor (dB)	A/Pos (cm)	T/Pos (deg)	Remark	1	30.00	31.55	40.00	-8.45	37.09	25.90	0.68	32.12	---	Peak	2	48.43	31.17	40.00	-8.83	47.05	15.17	1.00	32.05	---	Peak	3	66.86	29.67	40.00	-10.33	48.46	12.14	1.16	32.09	---	Peak	4	218.18	25.27	46.00	-20.73	39.29	15.78	2.16	31.96	---	Peak	5	304.51	27.20	46.00	-18.80	37.17	19.48	2.56	32.01	---	Peak	6	898.15	36.12	46.00	-9.88	33.81	29.24	4.38	31.31	---
Peak	Freq (MHz)	Level (dBuV/m)	Limit (dBuV/m)	Over (dB)	ReadAntenna Level Factor (dB)	Cable Loss Factor (dB)	Preamp Loss Factor (dB)	A/Pos (cm)	T/Pos (deg)	Remark																																																																																																																																																
1	102.75	24.92	43.50	-18.58	39.67	15.83	1.47	32.05	---	Peak																																																																																																																																																
2	193.93	26.60	43.50	-16.90	41.51	15.02	2.04	31.97	---	Peak																																																																																																																																																
3	255.04	29.34	46.00	-16.66	41.53	17.40	2.35	31.94	---	Peak																																																																																																																																																
4	280.26	32.52	46.00	-13.48	43.52	18.52	2.45	31.97	---	Peak																																																																																																																																																
5	303.54	30.92	46.00	-15.08	40.91	19.46	2.56	32.01	---	Peak																																																																																																																																																
6	889.42	36.14	46.00	-9.86	33.99	29.18	4.36	31.39	---	Peak																																																																																																																																																
Peak	Freq (MHz)	Level (dBuV/m)	Limit (dBuV/m)	Over (dB)	ReadAntenna Level Factor (dB)	Cable Loss Factor (dB)	Preamp Loss Factor (dB)	A/Pos (cm)	T/Pos (deg)	Remark																																																																																																																																																
1	30.00	31.55	40.00	-8.45	37.09	25.90	0.68	32.12	---	Peak																																																																																																																																																
2	48.43	31.17	40.00	-8.83	47.05	15.17	1.00	32.05	---	Peak																																																																																																																																																
3	66.86	29.67	40.00	-10.33	48.46	12.14	1.16	32.09	---	Peak																																																																																																																																																
4	218.18	25.27	46.00	-20.73	39.29	15.78	2.16	31.96	---	Peak																																																																																																																																																
5	304.51	27.20	46.00	-18.80	37.17	19.48	2.56	32.01	---	Peak																																																																																																																																																
6	898.15	36.12	46.00	-9.88	33.81	29.24	4.38	31.31	---	Peak																																																																																																																																																



31																																								
Mode	Band Edge - L																																							
	U-NII-1_802.11ac VHT40_CH38 Tx + LTE Band 13 link																																							
Pol.	Horizontal																																							
Peak	<table border="1"> <thead> <tr> <th>Limit</th> <th>Read</th> <th>Ant</th> <th>Cable</th> <th>Preamp</th> <th>Aux</th> <th>APos</th> <th>TPos</th> </tr> <tr> <th>Freq</th> <th>Level</th> <th>Line</th> <th>Level</th> <th>Loss</th> <th>Factor</th> <th>Factor</th> <th>Remark</th> </tr> <tr> <th>MHz</th> <th>dBuV/m</th> <th>dBuV/m</th> <th>dB</th> <th>dBuV</th> <th>dB/m</th> <th>dB</th> <th>dB</th> <th>cm</th> <th>deg</th> </tr> </thead> <tbody> <tr> <td>1</td> <td>5147.00</td> <td>60.98</td> <td>74.00</td> <td>-13.02</td> <td>52.06</td> <td>35.03</td> <td>10.69</td> <td>36.00</td> <td>0.00</td> <td>100</td> <td>228</td> <td>PEAK</td> </tr> </tbody> </table>	Limit	Read	Ant	Cable	Preamp	Aux	APos	TPos	Freq	Level	Line	Level	Loss	Factor	Factor	Remark	MHz	dBuV/m	dBuV/m	dB	dBuV	dB/m	dB	dB	cm	deg	1	5147.00	60.98	74.00	-13.02	52.06	35.03	10.69	36.00	0.00	100	228	PEAK
	Limit	Read	Ant	Cable	Preamp	Aux	APos	TPos																																
Freq	Level	Line	Level	Loss	Factor	Factor	Remark																																	
MHz	dBuV/m	dBuV/m	dB	dBuV	dB/m	dB	dB	cm	deg																															
1	5147.00	60.98	74.00	-13.02	52.06	35.03	10.69	36.00	0.00	100	228	PEAK																												
<table border="1"> <thead> <tr> <th>Limit</th> <th>Read</th> <th>Ant</th> <th>Cable</th> <th>Preamp</th> <th>Aux</th> <th>APos</th> <th>TPos</th> </tr> <tr> <th>Freq</th> <th>Level</th> <th>Line</th> <th>Level</th> <th>Loss</th> <th>Factor</th> <th>Factor</th> <th>Remark</th> </tr> <tr> <th>MHz</th> <th>dBuV/m</th> <th>dBuV/m</th> <th>dB</th> <th>dBuV</th> <th>dB/m</th> <th>dB</th> <th>dB</th> <th>cm</th> <th>deg</th> </tr> </thead> <tbody> <tr> <td>1</td> <td>5190.00</td> <td>102.50</td> <td>-----</td> <td>-----</td> <td>93.50</td> <td>35.07</td> <td>10.74</td> <td>36.81</td> <td>0.00</td> <td>100</td> <td>228</td> <td>PEAK</td> </tr> </tbody> </table>	Limit	Read	Ant	Cable	Preamp	Aux	APos	TPos	Freq	Level	Line	Level	Loss	Factor	Factor	Remark	MHz	dBuV/m	dBuV/m	dB	dBuV	dB/m	dB	dB	cm	deg	1	5190.00	102.50	-----	-----	93.50	35.07	10.74	36.81	0.00	100	228	PEAK	
Limit	Read	Ant	Cable	Preamp	Aux	APos	TPos																																	
Freq	Level	Line	Level	Loss	Factor	Factor	Remark																																	
MHz	dBuV/m	dBuV/m	dB	dBuV	dB/m	dB	dB	cm	deg																															
1	5190.00	102.50	-----	-----	93.50	35.07	10.74	36.81	0.00	100	228	PEAK																												
Avg	<table border="1"> <thead> <tr> <th>Limit</th> <th>Read</th> <th>Ant</th> <th>Cable</th> <th>Preamp</th> <th>Aux</th> <th>APos</th> <th>TPos</th> </tr> <tr> <th>Freq</th> <th>Level</th> <th>Line</th> <th>Level</th> <th>Loss</th> <th>Factor</th> <th>Factor</th> <th>Remark</th> </tr> <tr> <th>MHz</th> <th>dBuV/m</th> <th>dBuV/m</th> <th>dB</th> <th>dBuV</th> <th>dB/m</th> <th>dB</th> <th>dB</th> <th>cm</th> <th>deg</th> </tr> </thead> <tbody> <tr> <td>1</td> <td>5149.50</td> <td>50.21</td> <td>54.00</td> <td>-3.79</td> <td>41.29</td> <td>35.03</td> <td>10.69</td> <td>36.00</td> <td>0.00</td> <td>100</td> <td>228</td> <td>AVERAGE</td> </tr> </tbody> </table>	Limit	Read	Ant	Cable	Preamp	Aux	APos	TPos	Freq	Level	Line	Level	Loss	Factor	Factor	Remark	MHz	dBuV/m	dBuV/m	dB	dBuV	dB/m	dB	dB	cm	deg	1	5149.50	50.21	54.00	-3.79	41.29	35.03	10.69	36.00	0.00	100	228	AVERAGE
	Limit	Read	Ant	Cable	Preamp	Aux	APos	TPos																																
Freq	Level	Line	Level	Loss	Factor	Factor	Remark																																	
MHz	dBuV/m	dBuV/m	dB	dBuV	dB/m	dB	dB	cm	deg																															
1	5149.50	50.21	54.00	-3.79	41.29	35.03	10.69	36.00	0.00	100	228	AVERAGE																												
<table border="1"> <thead> <tr> <th>Limit</th> <th>Read</th> <th>Ant</th> <th>Cable</th> <th>Preamp</th> <th>Aux</th> <th>APos</th> <th>TPos</th> </tr> <tr> <th>Freq</th> <th>Level</th> <th>Line</th> <th>Level</th> <th>Loss</th> <th>Factor</th> <th>Factor</th> <th>Remark</th> </tr> <tr> <th>MHz</th> <th>dBuV/m</th> <th>dBuV/m</th> <th>dB</th> <th>dBuV</th> <th>dB/m</th> <th>dB</th> <th>dB</th> <th>cm</th> <th>deg</th> </tr> </thead> <tbody> <tr> <td>1</td> <td>5190.00</td> <td>94.29</td> <td>-----</td> <td>-----</td> <td>85.29</td> <td>35.07</td> <td>10.74</td> <td>36.81</td> <td>0.00</td> <td>100</td> <td>228</td> <td>AVERAGE</td> </tr> </tbody> </table>	Limit	Read	Ant	Cable	Preamp	Aux	APos	TPos	Freq	Level	Line	Level	Loss	Factor	Factor	Remark	MHz	dBuV/m	dBuV/m	dB	dBuV	dB/m	dB	dB	cm	deg	1	5190.00	94.29	-----	-----	85.29	35.07	10.74	36.81	0.00	100	228	AVERAGE	
Limit	Read	Ant	Cable	Preamp	Aux	APos	TPos																																	
Freq	Level	Line	Level	Loss	Factor	Factor	Remark																																	
MHz	dBuV/m	dBuV/m	dB	dBuV	dB/m	dB	dB	cm	deg																															
1	5190.00	94.29	-----	-----	85.29	35.07	10.74	36.81	0.00	100	228	AVERAGE																												



		31																																																																									
Mode	Band Edge - R																																																																										
	U-NII-1_802.11ac VHT40_CH38 Tx + LTE Band 13 link																																																																										
Pol.	Horizontal	Fundamental																																																																									
Peak	<table border="1"> <thead> <tr> <th>Limit</th> <th>Read</th> <th>Ant</th> <th>Cable</th> <th>Preamp</th> <th>Aux</th> <th>APos</th> <th>TPos</th> </tr> <tr> <th>Freq</th> <th>Level</th> <th>Line</th> <th>Margin</th> <th>Level</th> <th>Factor</th> <th>Loss</th> <th>Factor</th> </tr> <tr> <th>MHz</th> <th>dBuV/m</th> <th>dBuV/m</th> <th>dB</th> <th>dBuV</th> <th>dB/m</th> <th>dB</th> <th>dB</th> </tr> </thead> <tbody> <tr> <td>1</td> <td>5428.41</td> <td>51.54</td> <td>74.00</td> <td>-22.46</td> <td>41.99</td> <td>35.29</td> <td>11.07</td> </tr> <tr> <td></td> <td></td> <td></td> <td></td> <td></td> <td></td> <td></td> <td>36.81</td> </tr> <tr> <td></td> <td></td> <td></td> <td></td> <td></td> <td></td> <td></td> <td>0.00</td> </tr> <tr> <td></td> <td></td> <td></td> <td></td> <td></td> <td></td> <td></td> <td>100</td> </tr> <tr> <td></td> <td></td> <td></td> <td></td> <td></td> <td></td> <td></td> <td>228</td> </tr> <tr> <td></td> <td></td> <td></td> <td></td> <td></td> <td></td> <td></td> <td>PEAK</td> </tr> </tbody> </table>	Limit	Read	Ant	Cable	Preamp	Aux	APos	TPos	Freq	Level	Line	Margin	Level	Factor	Loss	Factor	MHz	dBuV/m	dBuV/m	dB	dBuV	dB/m	dB	dB	1	5428.41	51.54	74.00	-22.46	41.99	35.29	11.07								36.81								0.00								100								228								PEAK	Blank	
Limit	Read	Ant	Cable	Preamp	Aux	APos	TPos																																																																				
Freq	Level	Line	Margin	Level	Factor	Loss	Factor																																																																				
MHz	dBuV/m	dBuV/m	dB	dBuV	dB/m	dB	dB																																																																				
1	5428.41	51.54	74.00	-22.46	41.99	35.29	11.07																																																																				
							36.81																																																																				
							0.00																																																																				
							100																																																																				
							228																																																																				
							PEAK																																																																				
Avg	<table border="1"> <thead> <tr> <th>Limit</th> <th>Read</th> <th>Ant</th> <th>Cable</th> <th>Preamp</th> <th>Aux</th> <th>APos</th> <th>TPos</th> </tr> <tr> <th>Freq</th> <th>Level</th> <th>Line</th> <th>Margin</th> <th>Level</th> <th>Factor</th> <th>Loss</th> <th>Factor</th> </tr> <tr> <th>MHz</th> <th>dBuV/m</th> <th>dBuV/m</th> <th>dB</th> <th>dBuV</th> <th>dB/m</th> <th>dB</th> <th>dB</th> </tr> </thead> <tbody> <tr> <td>1</td> <td>5428.14</td> <td>40.69</td> <td>54.00</td> <td>-13.31</td> <td>31.14</td> <td>35.29</td> <td>11.07</td> </tr> <tr> <td></td> <td></td> <td></td> <td></td> <td></td> <td></td> <td></td> <td>36.81</td> </tr> <tr> <td></td> <td></td> <td></td> <td></td> <td></td> <td></td> <td></td> <td>0.00</td> </tr> <tr> <td></td> <td></td> <td></td> <td></td> <td></td> <td></td> <td></td> <td>100</td> </tr> <tr> <td></td> <td></td> <td></td> <td></td> <td></td> <td></td> <td></td> <td>228</td> </tr> <tr> <td></td> <td></td> <td></td> <td></td> <td></td> <td></td> <td></td> <td>AVERAGE</td> </tr> </tbody> </table>	Limit	Read	Ant	Cable	Preamp	Aux	APos	TPos	Freq	Level	Line	Margin	Level	Factor	Loss	Factor	MHz	dBuV/m	dBuV/m	dB	dBuV	dB/m	dB	dB	1	5428.14	40.69	54.00	-13.31	31.14	35.29	11.07								36.81								0.00								100								228								AVERAGE	Blank	
Limit	Read	Ant	Cable	Preamp	Aux	APos	TPos																																																																				
Freq	Level	Line	Margin	Level	Factor	Loss	Factor																																																																				
MHz	dBuV/m	dBuV/m	dB	dBuV	dB/m	dB	dB																																																																				
1	5428.14	40.69	54.00	-13.31	31.14	35.29	11.07																																																																				
							36.81																																																																				
							0.00																																																																				
							100																																																																				
							228																																																																				
							AVERAGE																																																																				



		31																																																																														
Mode	Band Edge - L																																																																															
	U-NII-1_802.11ac VHT40_CH38 Tx + LTE Band 13 link																																																																															
Pol.	Vertical	Fundamental																																																																														
Peak	<table border="1"> <thead> <tr> <th>Limit</th> <th>Read</th> <th>Ant</th> <th>Cable</th> <th>Preamp</th> <th>Aux</th> <th>APos</th> <th>TPos</th> </tr> <tr> <th>Freq</th> <th>Level</th> <th>Line Margin</th> <th>Level Factor</th> <th>Loss Factor</th> <th>Factor</th> <th></th> <th>Remark</th> </tr> <tr> <th>MHz</th> <th>dBuV/m</th> <th>dBuV/m</th> <th>dB</th> <th>dBuV</th> <th>dB/m</th> <th>dB</th> <th>dB</th> <th>cm</th> <th>deg</th> </tr> </thead> <tbody> <tr> <td>1</td> <td>5148.50</td> <td>56.77</td> <td>74.00</td> <td>-17.23</td> <td>47.85</td> <td>35.03</td> <td>10.69</td> <td>36.00</td> <td>0.00</td> <td>100</td> <td>21</td> <td>PEAK</td> </tr> </tbody> </table>	Limit	Read	Ant	Cable	Preamp	Aux	APos	TPos	Freq	Level	Line Margin	Level Factor	Loss Factor	Factor		Remark	MHz	dBuV/m	dBuV/m	dB	dBuV	dB/m	dB	dB	cm	deg	1	5148.50	56.77	74.00	-17.23	47.85	35.03	10.69	36.00	0.00	100	21	PEAK	<table border="1"> <thead> <tr> <th>Limit</th> <th>Read</th> <th>Ant</th> <th>Cable</th> <th>Preamp</th> <th>Aux</th> <th>APos</th> <th>TPos</th> </tr> <tr> <th>Freq</th> <th>Level</th> <th>Line Margin</th> <th>Level Factor</th> <th>Loss Factor</th> <th>Factor</th> <th></th> <th>Remark</th> </tr> <tr> <th>MHz</th> <th>dBuV/m</th> <th>dBuV/m</th> <th>dB</th> <th>dBuV</th> <th>dB/m</th> <th>dB</th> <th>dB</th> <th>cm</th> <th>deg</th> </tr> </thead> <tbody> <tr> <td>1</td> <td>5190.00</td> <td>95.54</td> <td>-----</td> <td>-----</td> <td>86.54</td> <td>35.07</td> <td>10.74</td> <td>36.81</td> <td>0.00</td> <td>100</td> <td>21</td> <td>PEAK</td> </tr> </tbody> </table>	Limit	Read	Ant	Cable	Preamp	Aux	APos	TPos	Freq	Level	Line Margin	Level Factor	Loss Factor	Factor		Remark	MHz	dBuV/m	dBuV/m	dB	dBuV	dB/m	dB	dB	cm	deg	1	5190.00	95.54	-----	-----	86.54	35.07	10.74	36.81	0.00	100	21	PEAK
	Limit	Read	Ant	Cable	Preamp	Aux	APos	TPos																																																																								
Freq	Level	Line Margin	Level Factor	Loss Factor	Factor		Remark																																																																									
MHz	dBuV/m	dBuV/m	dB	dBuV	dB/m	dB	dB	cm	deg																																																																							
1	5148.50	56.77	74.00	-17.23	47.85	35.03	10.69	36.00	0.00	100	21	PEAK																																																																				
Limit	Read	Ant	Cable	Preamp	Aux	APos	TPos																																																																									
Freq	Level	Line Margin	Level Factor	Loss Factor	Factor		Remark																																																																									
MHz	dBuV/m	dBuV/m	dB	dBuV	dB/m	dB	dB	cm	deg																																																																							
1	5190.00	95.54	-----	-----	86.54	35.07	10.74	36.81	0.00	100	21	PEAK																																																																				
Avg	<table border="1"> <thead> <tr> <th>Limit</th> <th>Read</th> <th>Ant</th> <th>Cable</th> <th>Preamp</th> <th>Aux</th> <th>APos</th> <th>TPos</th> </tr> <tr> <th>Freq</th> <th>Level</th> <th>Line Margin</th> <th>Level Factor</th> <th>Loss Factor</th> <th>Factor</th> <th></th> <th>Remark</th> </tr> <tr> <th>MHz</th> <th>dBuV/m</th> <th>dBuV/m</th> <th>dB</th> <th>dBuV</th> <th>dB/m</th> <th>dB</th> <th>dB</th> <th>cm</th> <th>deg</th> </tr> </thead> <tbody> <tr> <td>1</td> <td>5149.00</td> <td>45.82</td> <td>54.00</td> <td>-8.18</td> <td>36.90</td> <td>35.03</td> <td>10.69</td> <td>36.00</td> <td>0.00</td> <td>100</td> <td>21</td> <td>AVERAGE</td> </tr> </tbody> </table>	Limit	Read	Ant	Cable	Preamp	Aux	APos	TPos	Freq	Level	Line Margin	Level Factor	Loss Factor	Factor		Remark	MHz	dBuV/m	dBuV/m	dB	dBuV	dB/m	dB	dB	cm	deg	1	5149.00	45.82	54.00	-8.18	36.90	35.03	10.69	36.00	0.00	100	21	AVERAGE	<table border="1"> <thead> <tr> <th>Limit</th> <th>Read</th> <th>Ant</th> <th>Cable</th> <th>Preamp</th> <th>Aux</th> <th>APos</th> <th>TPos</th> </tr> <tr> <th>Freq</th> <th>Level</th> <th>Line Margin</th> <th>Level Factor</th> <th>Loss Factor</th> <th>Factor</th> <th></th> <th>Remark</th> </tr> <tr> <th>MHz</th> <th>dBuV/m</th> <th>dBuV/m</th> <th>dB</th> <th>dBuV</th> <th>dB/m</th> <th>dB</th> <th>dB</th> <th>cm</th> <th>deg</th> </tr> </thead> <tbody> <tr> <td>1</td> <td>5190.00</td> <td>87.50</td> <td>-----</td> <td>-----</td> <td>78.48</td> <td>35.00</td> <td>10.75</td> <td>36.81</td> <td>0.00</td> <td>100</td> <td>21</td> <td>AVERAGE</td> </tr> </tbody> </table>	Limit	Read	Ant	Cable	Preamp	Aux	APos	TPos	Freq	Level	Line Margin	Level Factor	Loss Factor	Factor		Remark	MHz	dBuV/m	dBuV/m	dB	dBuV	dB/m	dB	dB	cm	deg	1	5190.00	87.50	-----	-----	78.48	35.00	10.75	36.81	0.00	100	21	AVERAGE
Limit	Read	Ant	Cable	Preamp	Aux	APos	TPos																																																																									
Freq	Level	Line Margin	Level Factor	Loss Factor	Factor		Remark																																																																									
MHz	dBuV/m	dBuV/m	dB	dBuV	dB/m	dB	dB	cm	deg																																																																							
1	5149.00	45.82	54.00	-8.18	36.90	35.03	10.69	36.00	0.00	100	21	AVERAGE																																																																				
Limit	Read	Ant	Cable	Preamp	Aux	APos	TPos																																																																									
Freq	Level	Line Margin	Level Factor	Loss Factor	Factor		Remark																																																																									
MHz	dBuV/m	dBuV/m	dB	dBuV	dB/m	dB	dB	cm	deg																																																																							
1	5190.00	87.50	-----	-----	78.48	35.00	10.75	36.81	0.00	100	21	AVERAGE																																																																				



		31																																						
Mode	Band Edge - R																																							
	U-NII-1_802.11ac VHT40_CH38 Tx + LTE Band 13 link																																							
Pol.	Vertical	Fundamental																																						
Peak	<table border="1"> <thead> <tr> <th>Limit</th> <th>Read</th> <th>Ant</th> <th>Cable</th> <th>Preamp</th> <th>Aux</th> <th>APos</th> <th>TPos</th> </tr> <tr> <th>Freq</th> <th>Level</th> <th>Line</th> <th>Margin</th> <th>Level</th> <th>Factor</th> <th>Loss</th> <th>Factor</th> </tr> <tr> <th>MHz</th> <th>dBuV/m</th> <th>dBuV/m</th> <th>dB</th> <th>dBuV</th> <th>dB/m</th> <th>dB</th> <th>dB</th> </tr> </thead> <tbody> <tr> <td>1</td> <td>5364.96</td> <td>51.00</td> <td>74.00</td> <td>-23.00</td> <td>41.56</td> <td>35.24</td> <td>11.01</td> <td>36.81</td> <td>0.00</td> <td>100</td> <td>21</td> <td>PEAK</td> </tr> </tbody> </table>	Limit	Read	Ant	Cable	Preamp	Aux	APos	TPos	Freq	Level	Line	Margin	Level	Factor	Loss	Factor	MHz	dBuV/m	dBuV/m	dB	dBuV	dB/m	dB	dB	1	5364.96	51.00	74.00	-23.00	41.56	35.24	11.01	36.81	0.00	100	21	PEAK	Blank	
Limit	Read	Ant	Cable	Preamp	Aux	APos	TPos																																	
Freq	Level	Line	Margin	Level	Factor	Loss	Factor																																	
MHz	dBuV/m	dBuV/m	dB	dBuV	dB/m	dB	dB																																	
1	5364.96	51.00	74.00	-23.00	41.56	35.24	11.01	36.81	0.00	100	21	PEAK																												
Avg	<table border="1"> <thead> <tr> <th>Limit</th> <th>Read</th> <th>Ant</th> <th>Cable</th> <th>Preamp</th> <th>Aux</th> <th>APos</th> <th>TPos</th> </tr> <tr> <th>Freq</th> <th>Level</th> <th>Line</th> <th>Margin</th> <th>Level</th> <th>Factor</th> <th>Loss</th> <th>Factor</th> </tr> <tr> <th>MHz</th> <th>dBuV/m</th> <th>dBuV/m</th> <th>dB</th> <th>dBuV</th> <th>dB/m</th> <th>dB</th> <th>dB</th> </tr> </thead> <tbody> <tr> <td>1</td> <td>5449.74</td> <td>40.50</td> <td>54.00</td> <td>-13.50</td> <td>30.92</td> <td>35.31</td> <td>11.00</td> <td>36.81</td> <td>0.00</td> <td>100</td> <td>21</td> <td>AVERAGE</td> </tr> </tbody> </table>	Limit	Read	Ant	Cable	Preamp	Aux	APos	TPos	Freq	Level	Line	Margin	Level	Factor	Loss	Factor	MHz	dBuV/m	dBuV/m	dB	dBuV	dB/m	dB	dB	1	5449.74	40.50	54.00	-13.50	30.92	35.31	11.00	36.81	0.00	100	21	AVERAGE	Blank	
Limit	Read	Ant	Cable	Preamp	Aux	APos	TPos																																	
Freq	Level	Line	Margin	Level	Factor	Loss	Factor																																	
MHz	dBuV/m	dBuV/m	dB	dBuV	dB/m	dB	dB																																	
1	5449.74	40.50	54.00	-13.50	30.92	35.31	11.00	36.81	0.00	100	21	AVERAGE																												



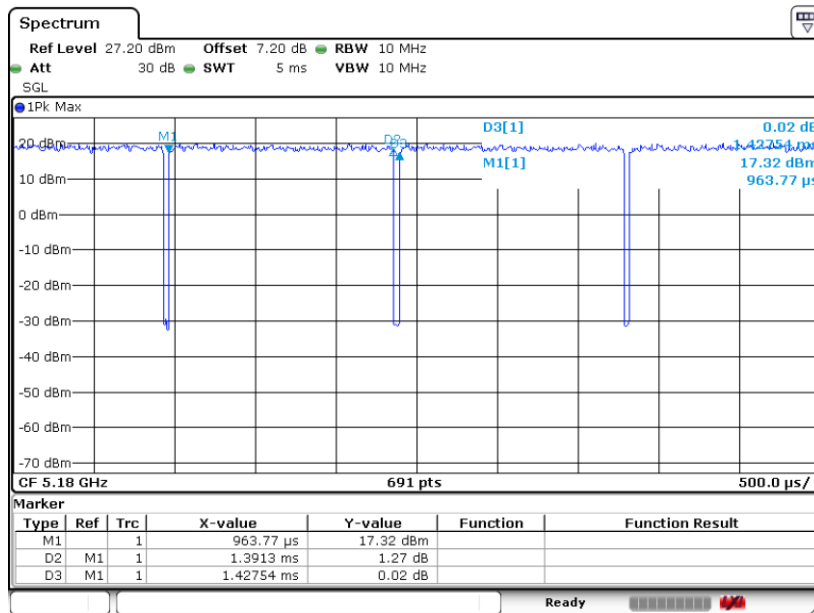
Mode	31																																																																																			
	Harmonic																																																																																			
	U-NII-1_802.11ac VHT40_CH38 Tx + LTE Band 13 link																																																																																			
Pol.	Horizontal	Vertical																																																																																		
Peak Avg	<table border="1"> <thead> <tr> <th>Limit</th> <th>Read</th> <th>Ant</th> <th>Cable</th> <th>Preamp</th> <th>Aux</th> <th>APos</th> <th>TPos</th> <th>Remark</th> </tr> <tr> <th>Freq</th> <th>Level</th> <th>Line Margin</th> <th>Level Factor</th> <th>Loss Factor</th> <th>Factor</th> <th></th> <th></th> <th></th> </tr> <tr> <th>MHz</th> <th>dBuV/m</th> <th>dBuV/m</th> <th>dB</th> <th>dBuV</th> <th>dB/m</th> <th>dB</th> <th>dB</th> <th>dB</th> <th>cm</th> <th>deg</th> </tr> </thead> <tbody> <tr> <td>1 10380.00</td> <td>45.85</td> <td>68.30</td> <td>-22.45</td> <td>54.69</td> <td>38.33</td> <td>15.55</td> <td>62.72</td> <td>0.00</td> <td>300</td> <td>360</td> <td>PEAK</td> </tr> </tbody> </table>	Limit	Read	Ant	Cable	Preamp	Aux	APos	TPos	Remark	Freq	Level	Line Margin	Level Factor	Loss Factor	Factor				MHz	dBuV/m	dBuV/m	dB	dBuV	dB/m	dB	dB	dB	cm	deg	1 10380.00	45.85	68.30	-22.45	54.69	38.33	15.55	62.72	0.00	300	360	PEAK	<table border="1"> <thead> <tr> <th>Limit</th> <th>Read</th> <th>Ant</th> <th>Cable</th> <th>Preamp</th> <th>Aux</th> <th>APos</th> <th>TPos</th> <th>Remark</th> </tr> <tr> <th>Freq</th> <th>Level</th> <th>Line Margin</th> <th>Level Factor</th> <th>Loss Factor</th> <th>Factor</th> <th></th> <th></th> <th></th> </tr> <tr> <th>MHz</th> <th>dBuV/m</th> <th>dBuV/m</th> <th>dB</th> <th>dBuV</th> <th>dB/m</th> <th>dB</th> <th>dB</th> <th>dB</th> <th>cm</th> <th>deg</th> </tr> </thead> <tbody> <tr> <td>1 10380.00</td> <td>46.53</td> <td>68.30</td> <td>-21.77</td> <td>55.37</td> <td>38.33</td> <td>15.55</td> <td>62.72</td> <td>0.00</td> <td>100</td> <td>360</td> <td>PEAK</td> </tr> </tbody> </table>	Limit	Read	Ant	Cable	Preamp	Aux	APos	TPos	Remark	Freq	Level	Line Margin	Level Factor	Loss Factor	Factor				MHz	dBuV/m	dBuV/m	dB	dBuV	dB/m	dB	dB	dB	cm	deg	1 10380.00	46.53	68.30	-21.77	55.37	38.33	15.55	62.72	0.00	100	360	PEAK
Limit	Read	Ant	Cable	Preamp	Aux	APos	TPos	Remark																																																																												
Freq	Level	Line Margin	Level Factor	Loss Factor	Factor																																																																															
MHz	dBuV/m	dBuV/m	dB	dBuV	dB/m	dB	dB	dB	cm	deg																																																																										
1 10380.00	45.85	68.30	-22.45	54.69	38.33	15.55	62.72	0.00	300	360	PEAK																																																																									
Limit	Read	Ant	Cable	Preamp	Aux	APos	TPos	Remark																																																																												
Freq	Level	Line Margin	Level Factor	Loss Factor	Factor																																																																															
MHz	dBuV/m	dBuV/m	dB	dBuV	dB/m	dB	dB	dB	cm	deg																																																																										
1 10380.00	46.53	68.30	-21.77	55.37	38.33	15.55	62.72	0.00	100	360	PEAK																																																																									



## Appendix D. Duty Cycle Plots

Band	Duty Cycle(%)	T(ms)	1/T(kHz)	VBW Setting
802.11a	97.46	1.391	0.719	0.75KHz
802.11ac VHT20	97.31	1.312	0.762	0.82KHz
802.11ac VHT40	94.74	0.652	1.533	1.6KHz
802.11ac VHT80	89.24	0.325	3.080	3.3KHz

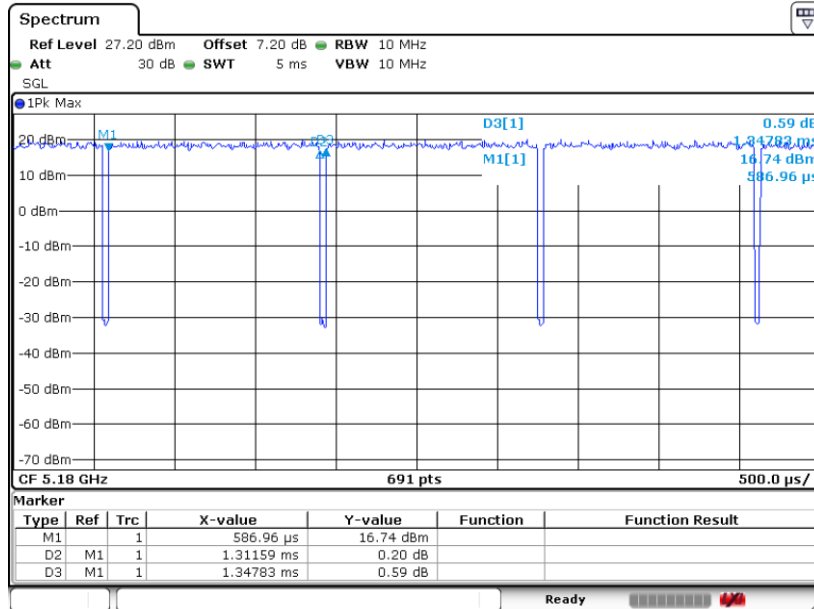
### 802.11a



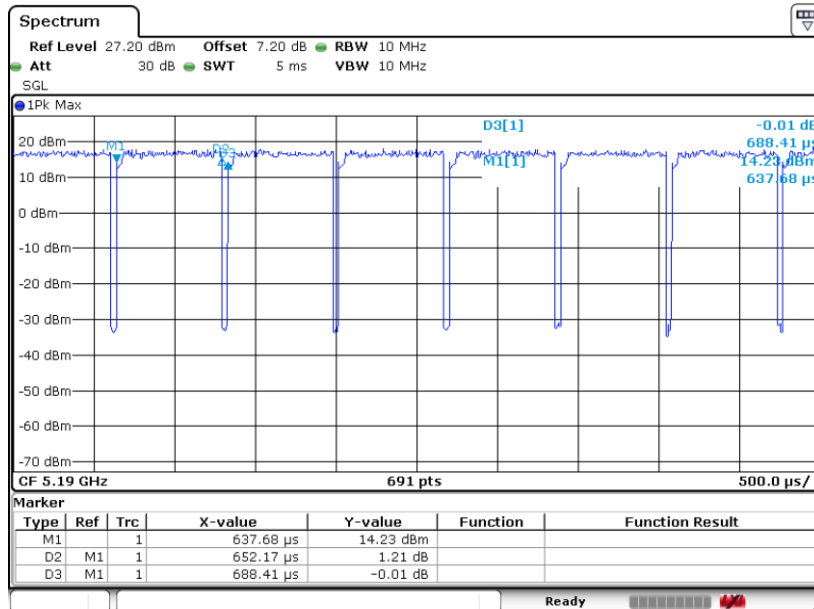




802.11ac VHT20



802.11ac VHT40





802.11ac VHT80

