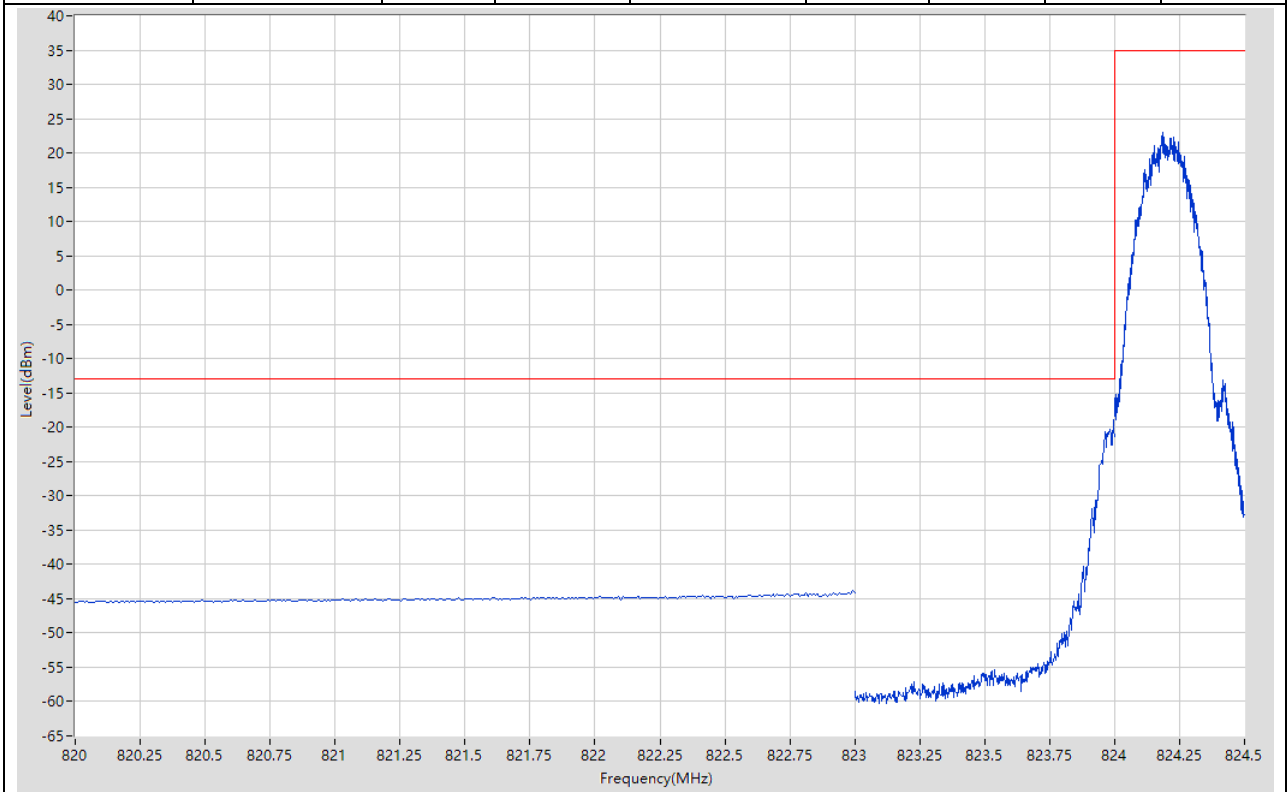


Annex A.6 Band Edge

1. GSM_GSM850

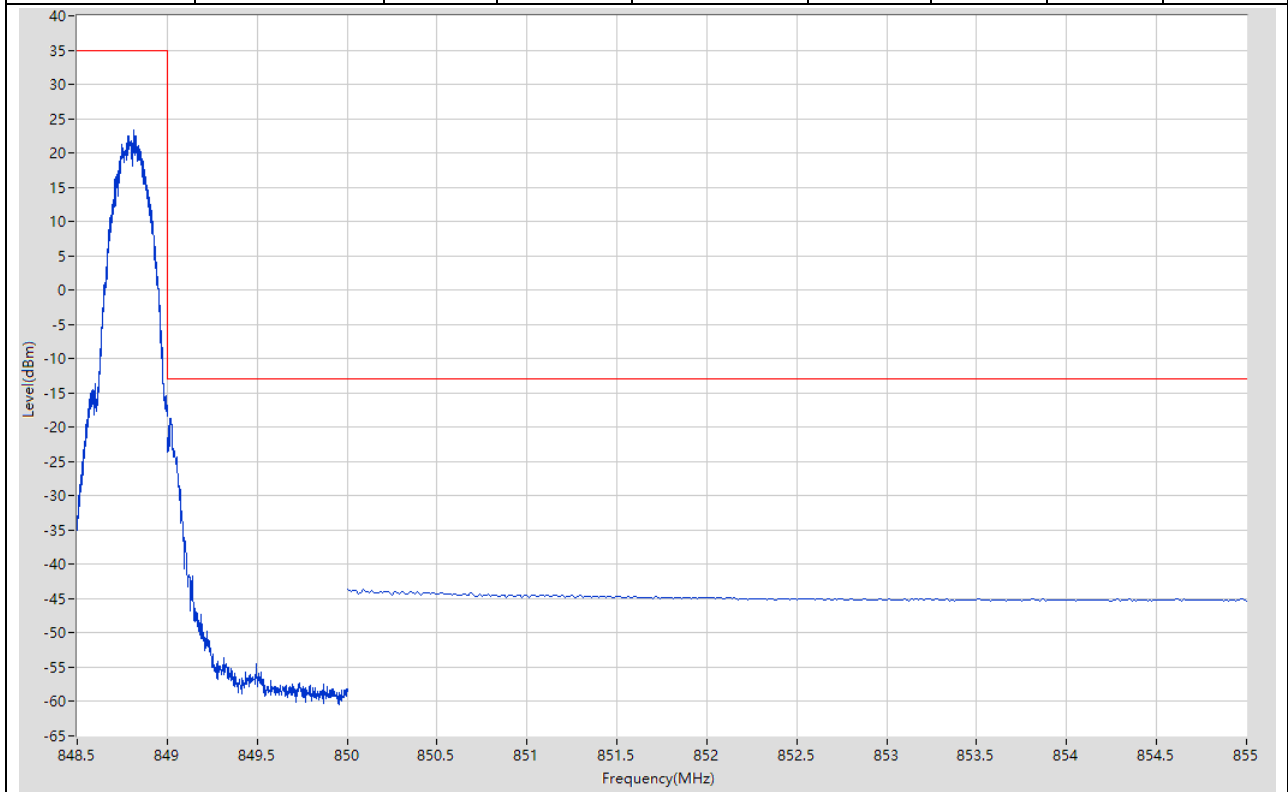
1.1. GSM Band Edge_Part22-24(NTNV)(Channel:128)

Start Frequency (MHz)	Stop Frequency (MHz)	RBW (MHz)	Detector	Frequency (MHz)	Power (dBm)	Limit (dBm)	Verdict	Sweep Point
820	823	0.1	RMS	822.993	-43.86	-13	Pass	401
823	824	0.003	RMS	823.995	-18.97	-13	Pass	401
824	824.5	0.01	RMS	824.188	23.04	35	Pass	401



1.2. GSM Band Edge_Part22-24(NTNV)(Channel:251)

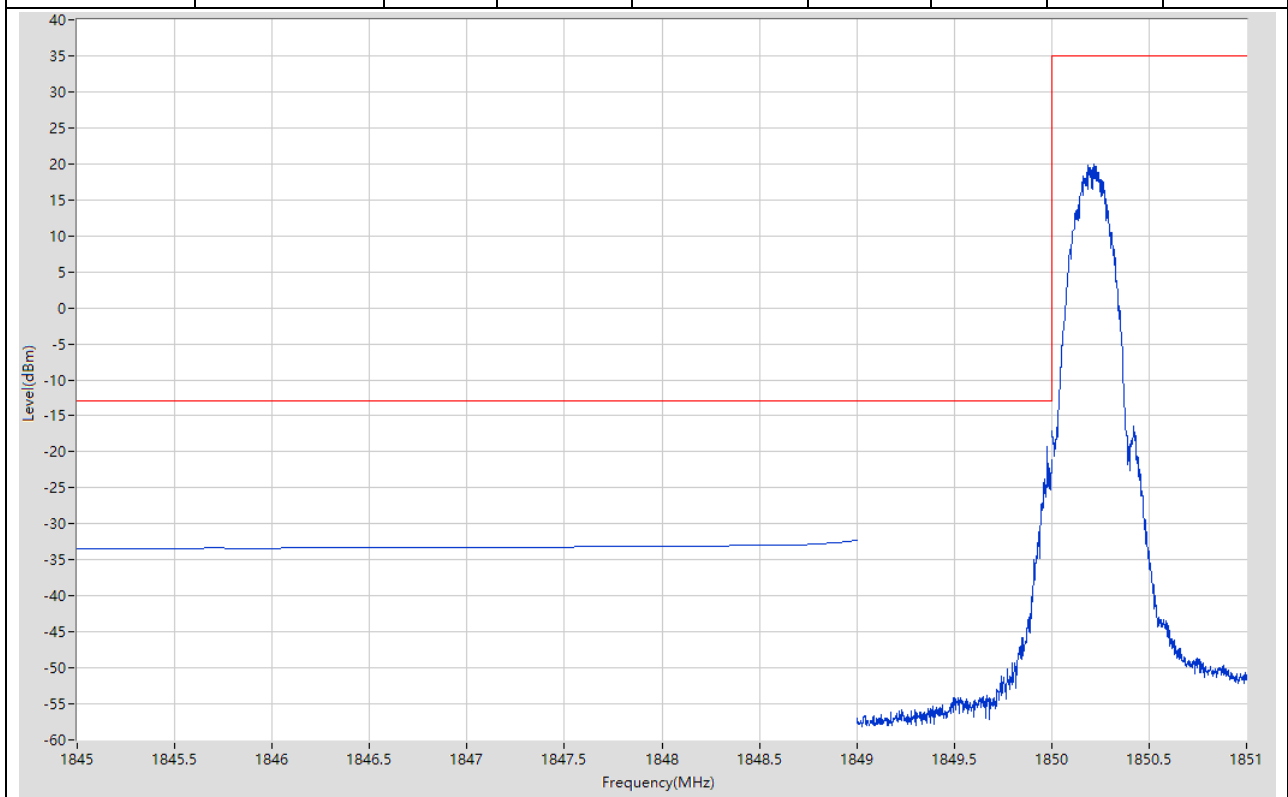
Start Frequency (MHz)	Stop Frequency (MHz)	RBW (MHz)	Detector	Frequency (MHz)	Power (dBm)	Limit (dBm)	Verdict	Sweep Point
848.5	849	0.01	RMS	848.816	23.36	35	Pass	401
849	850	0.003	RMS	849.018	-18.69	-13	Pass	401
850	855	0.1	RMS	850	-43.64	-13	Pass	401



2. GSM_PCS

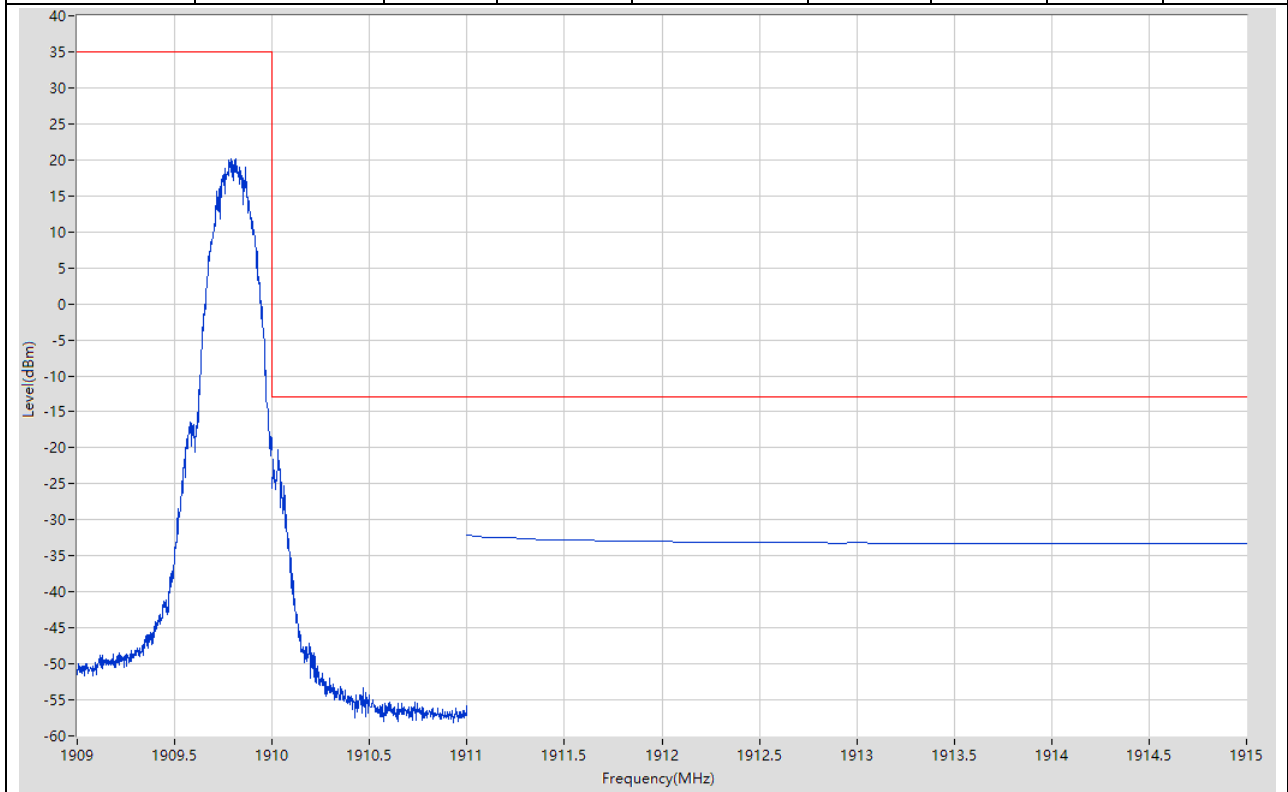
2.1. GSM Band Edge_Part22-24(NTNV)(Channel:512)

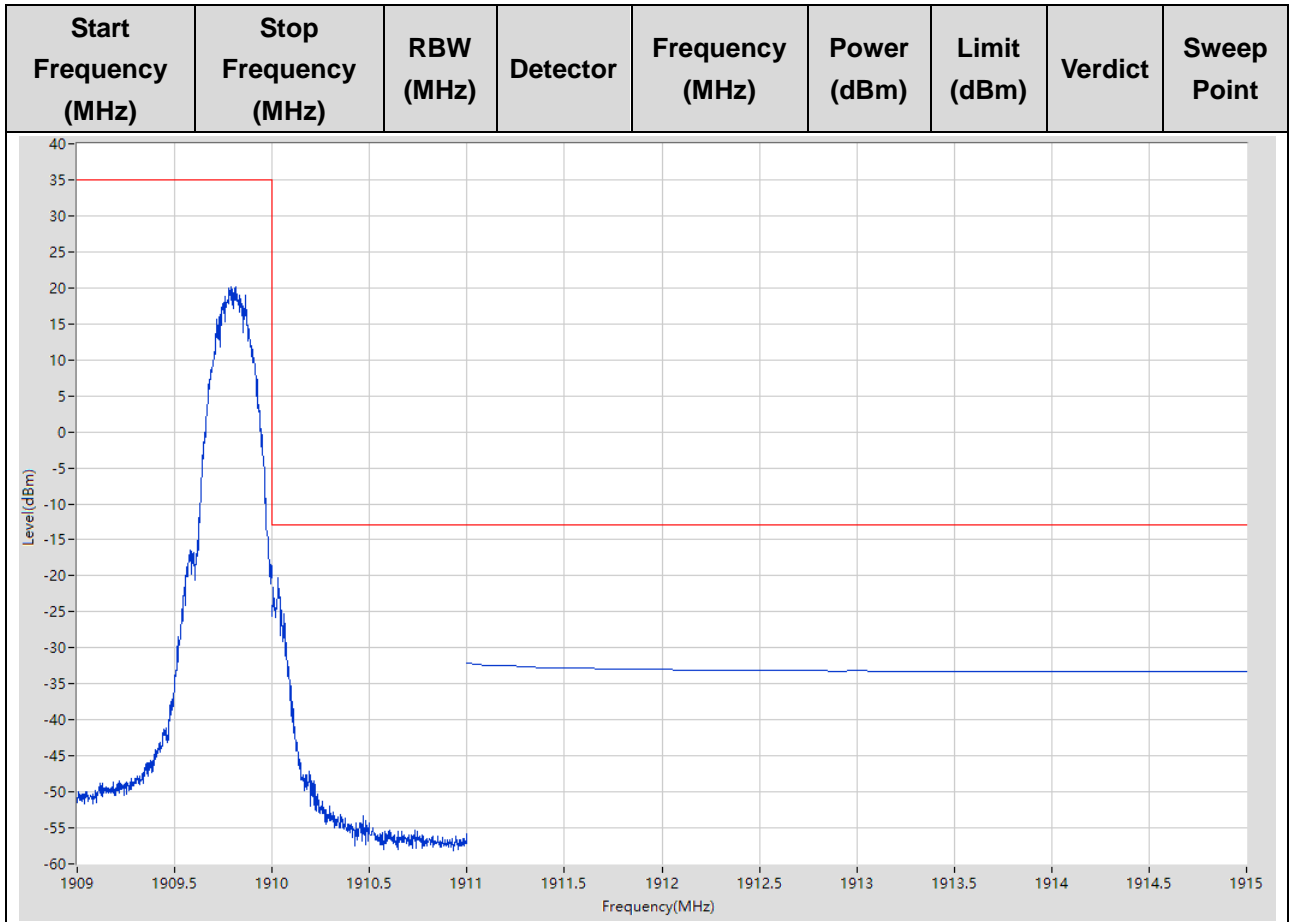
Start Frequency (MHz)	Stop Frequency (MHz)	RBW (MHz)	Detector	Frequency (MHz)	Power (dBm)	Limit (dBm)	Verdict	Sweep Point
1845	1849	1	RMS	1849	-32.36	-13	Pass	41
1849	1850	0.003	RMS	1849.978	-19.34	-13	Pass	401
1850	1851	0.01	RMS	1850.215	20.03	35	Pass	401



2.2. GSM Band Edge_Part22-24(NTNV)(Channel:810)

Start Frequency (MHz)	Stop Frequency (MHz)	RBW (MHz)	Detector	Frequency (MHz)	Power (dBm)	Limit (dBm)	Verdict	Sweep Point
1909	1910	0.01	RMS	1909.813	20.19	35	Pass	401
1910	1911	0.003	RMS	1910.033	-20.25	-13	Pass	401
1911	1915	1	RMS	1911	-32.19	-13	Pass	41

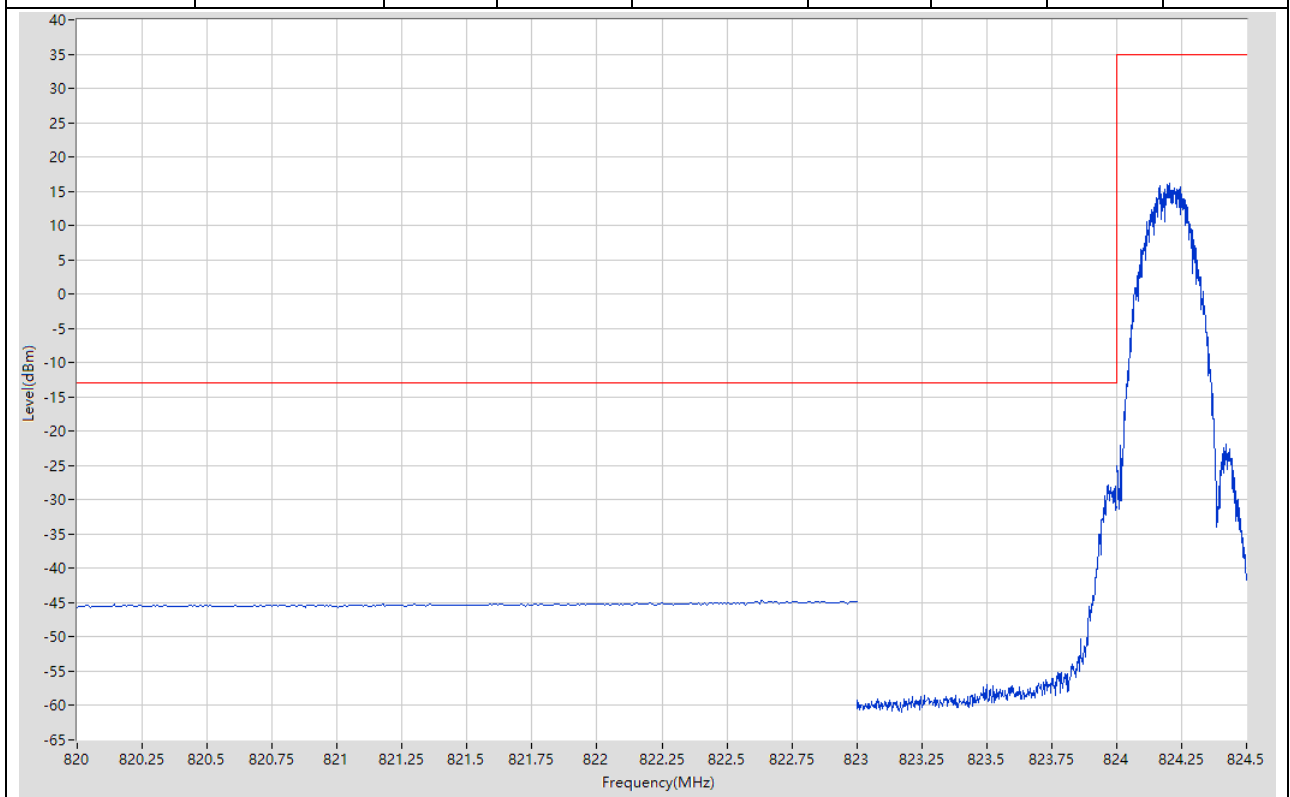




3. EGPRS_GSM850

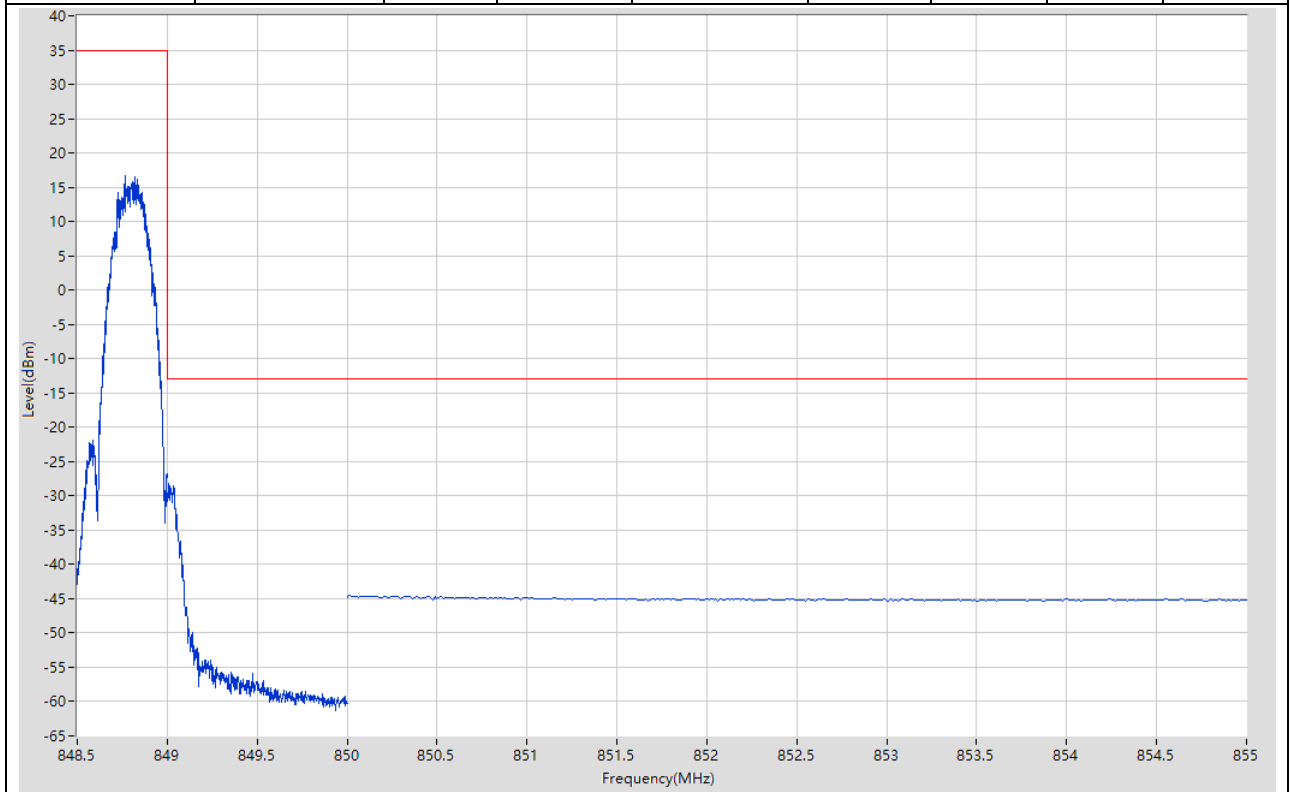
3.1. EGPRS Band Edge_Part22-24(NTNV)(Channel:128)

Start Frequency (MHz)	Stop Frequency (MHz)	RBW (MHz)	Detector	Frequency (MHz)	Power (dBm)	Limit (dBm)	Verdict	Sweep Point
820	823	0.1	RMS	822.633	-44.74	-13	Pass	401
823	824	0.003	RMS	823.97	-27.92	-13	Pass	401
824	824.5	0.01	RMS	824.203	16.16	35	Pass	401



3.2. EGPRS Band Edge_Part22-24(NTNV)(Channel:251)

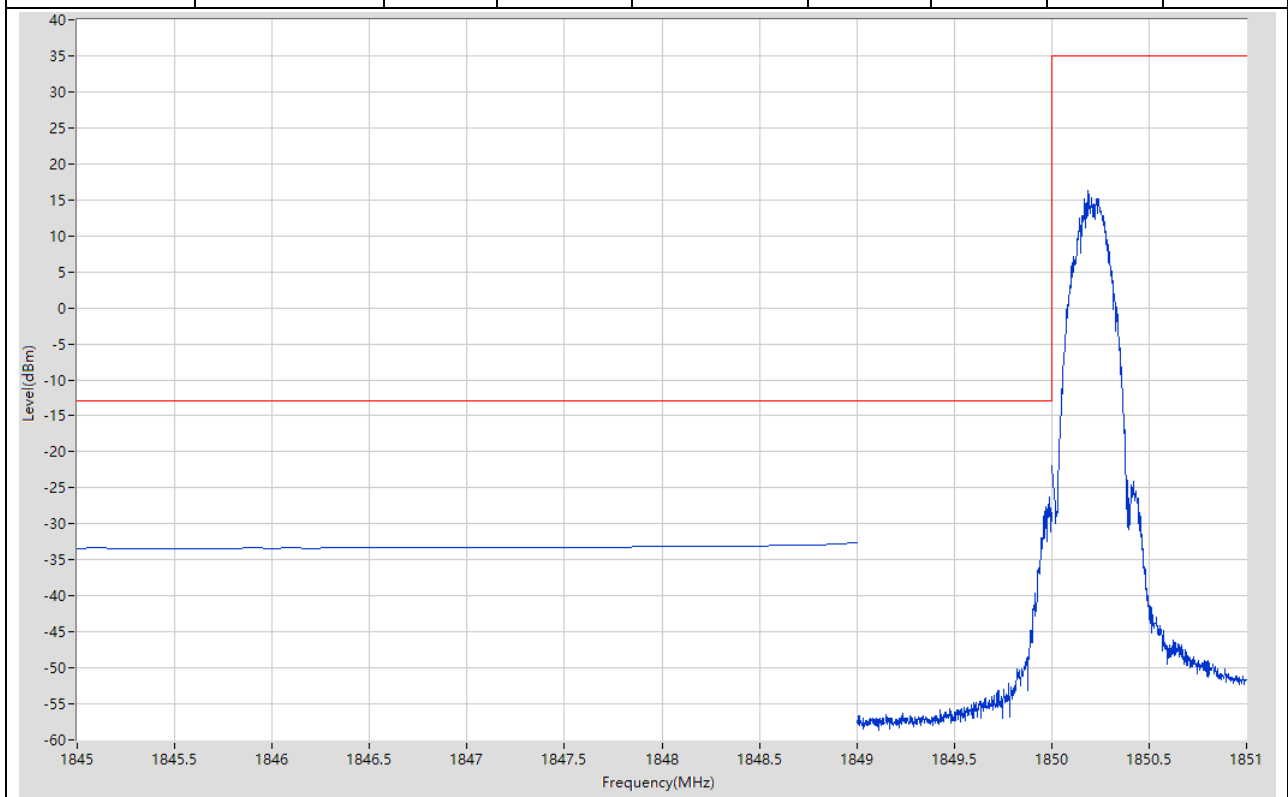
Start Frequency (MHz)	Stop Frequency (MHz)	RBW (MHz)	Detector	Frequency (MHz)	Power (dBm)	Limit (dBm)	Verdict	Sweep Point
848.5	849	0.01	RMS	848.768	16.61	35	Pass	401
849	850	0.003	RMS	849.008	-28.17	-13	Pass	401
850	855	0.1	RMS	850.013	-44.46	-13	Pass	401



4. EGPRS_PCS

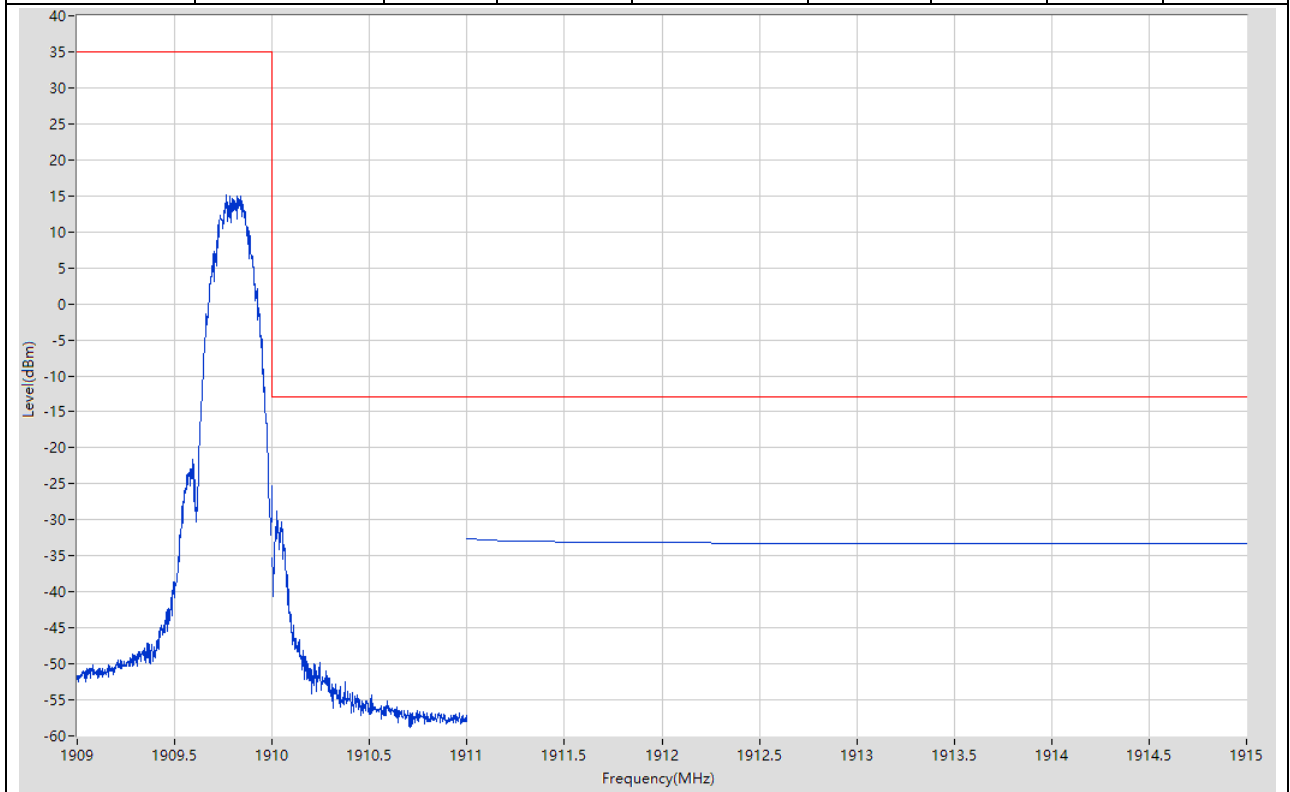
4.1. EGPRS Band Edge_Part22-24(NTNV)(Channel:512)

Start Frequency (MHz)	Stop Frequency (MHz)	RBW (MHz)	Detector	Frequency (MHz)	Power (dBm)	Limit (dBm)	Verdict	Sweep Point
1845	1849	1	RMS	1849	-32.65	-13	Pass	41
1849	1850	0.003	RMS	1849.988	-26.32	-13	Pass	401
1850	1851	0.01	RMS	1850.188	16.26	35	Pass	401



4.2. EGPRS Band Edge_Part22-24(NTNV)(Channel:810)

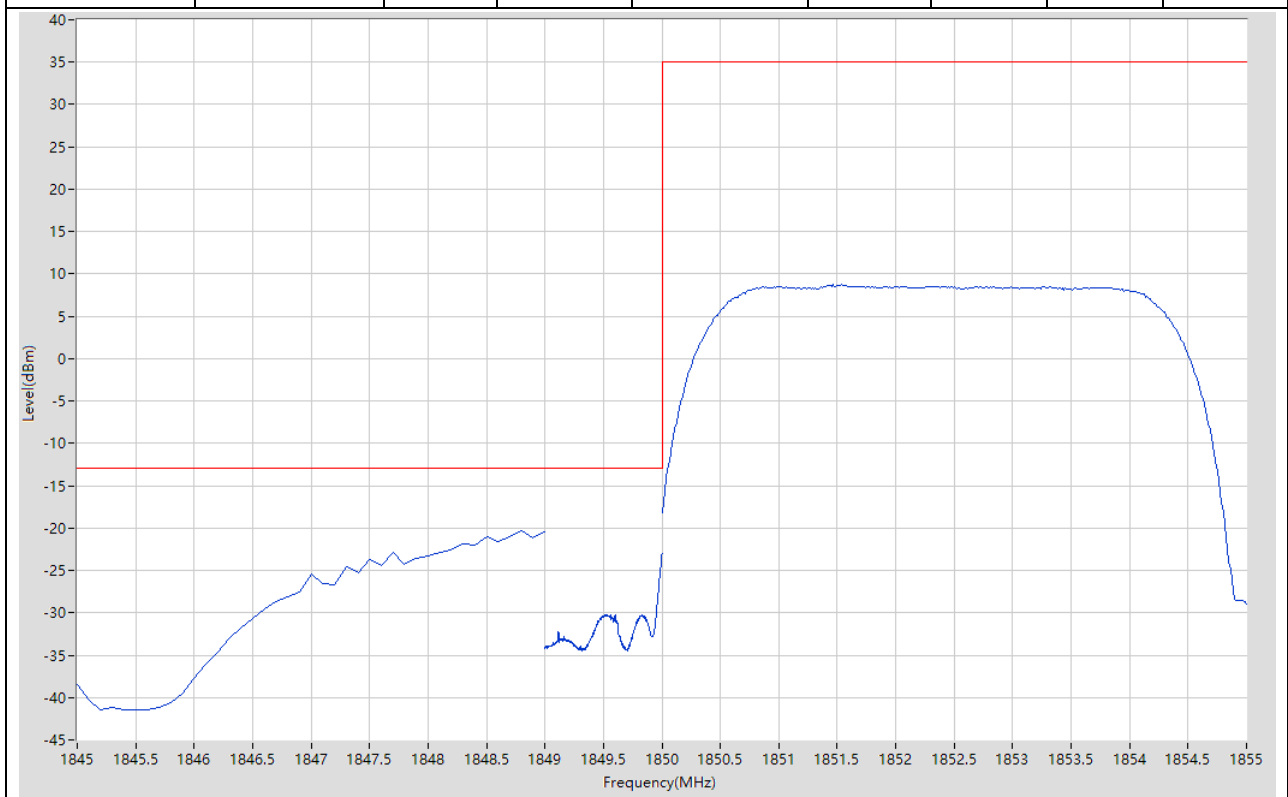
Start Frequency (MHz)	Stop Frequency (MHz)	RBW (MHz)	Detector	Frequency (MHz)	Power (dBm)	Limit (dBm)	Verdict	Sweep Point
1909	1910	0.01	RMS	1909.765	15.17	35	Pass	401
1910	1911	0.003	RMS	1910.025	-28.71	-13	Pass	401
1911	1915	1	RMS	1911	-32.58	-13	Pass	41



5. WCDMA_Band2

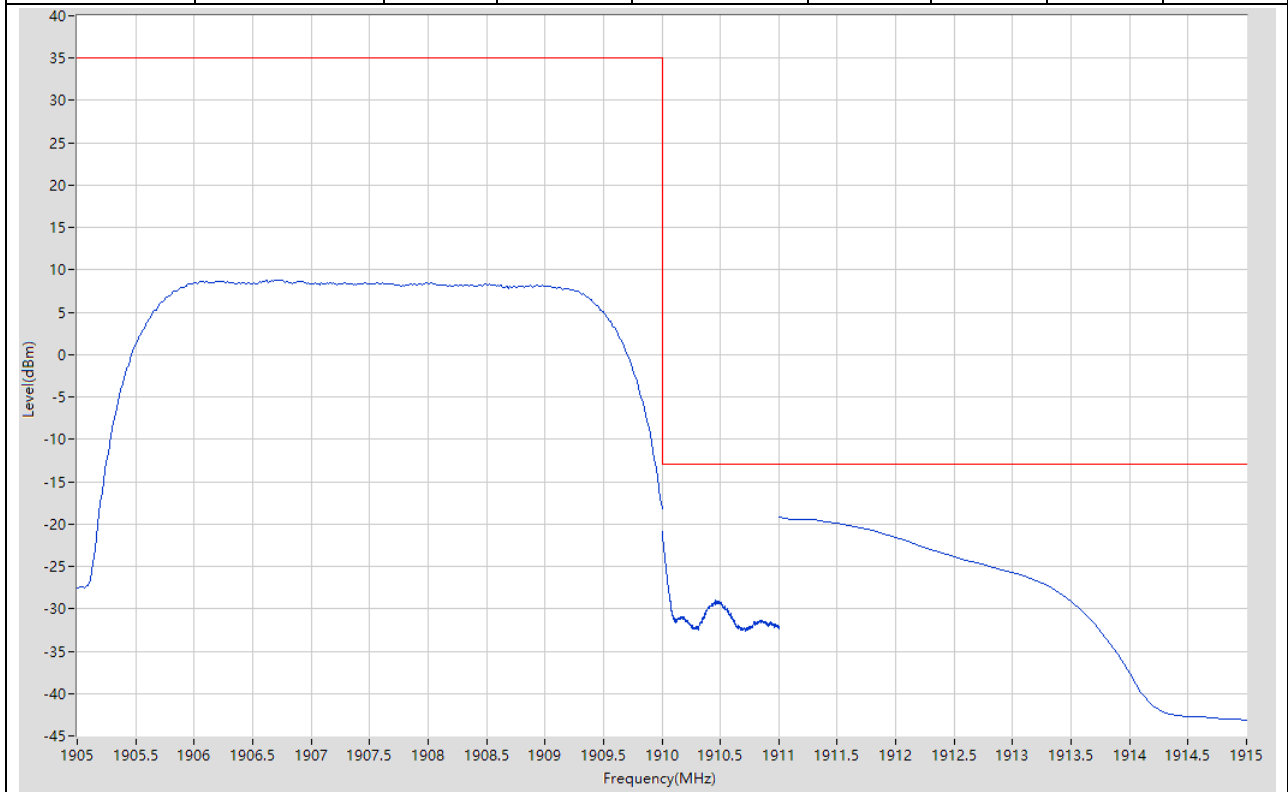
5.1. WCDMA Band Edge_Part22-24-27(NTNV)(Channel:9262)

Start Frequency (MHz)	Stop Frequency (MHz)	RBW (MHz)	Detector	Frequency (MHz)	Power (dBm)	Limit (dBm)	Verdict	Sweep Point
1845	1849	1	RMS	1848.8	-20.38	-13	Pass	41
1849	1850	0.051	RMS	1850	-23.05	-13	Pass	401
1850	1855	0.1	RMS	1851.538	8.75	35	Pass	401



5.2. WCDMA Band Edge_Part22-24-27(NTNV)(Channel:9538)

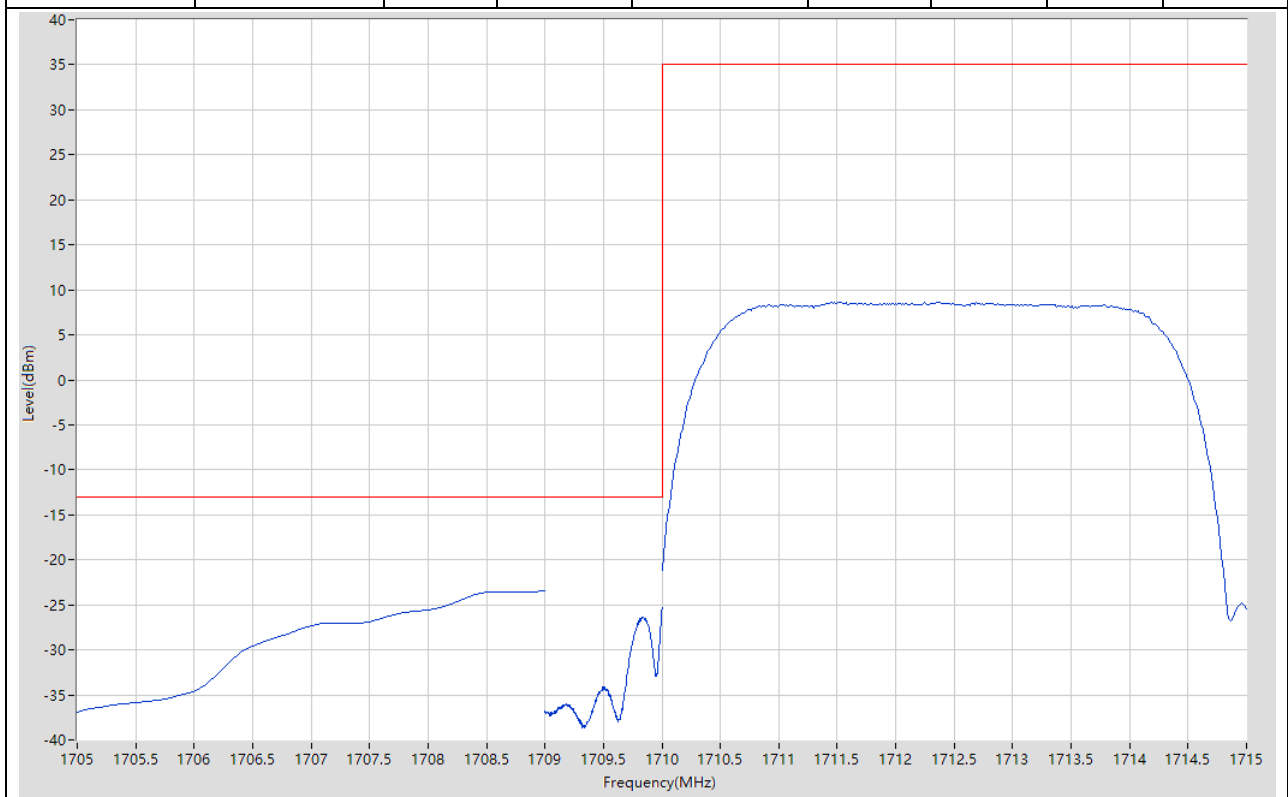
Start Frequency (MHz)	Stop Frequency (MHz)	RBW (MHz)	Detector	Frequency (MHz)	Power (dBm)	Limit (dBm)	Verdict	Sweep Point
1905	1910	0.1	RMS	1906.7	8.82	35	Pass	401
1910	1911	0.051	RMS	1910	-20.87	-13	Pass	401
1911	1915	1	RMS	1911	-19.14	-13	Pass	41



6. WCDMA_Band4

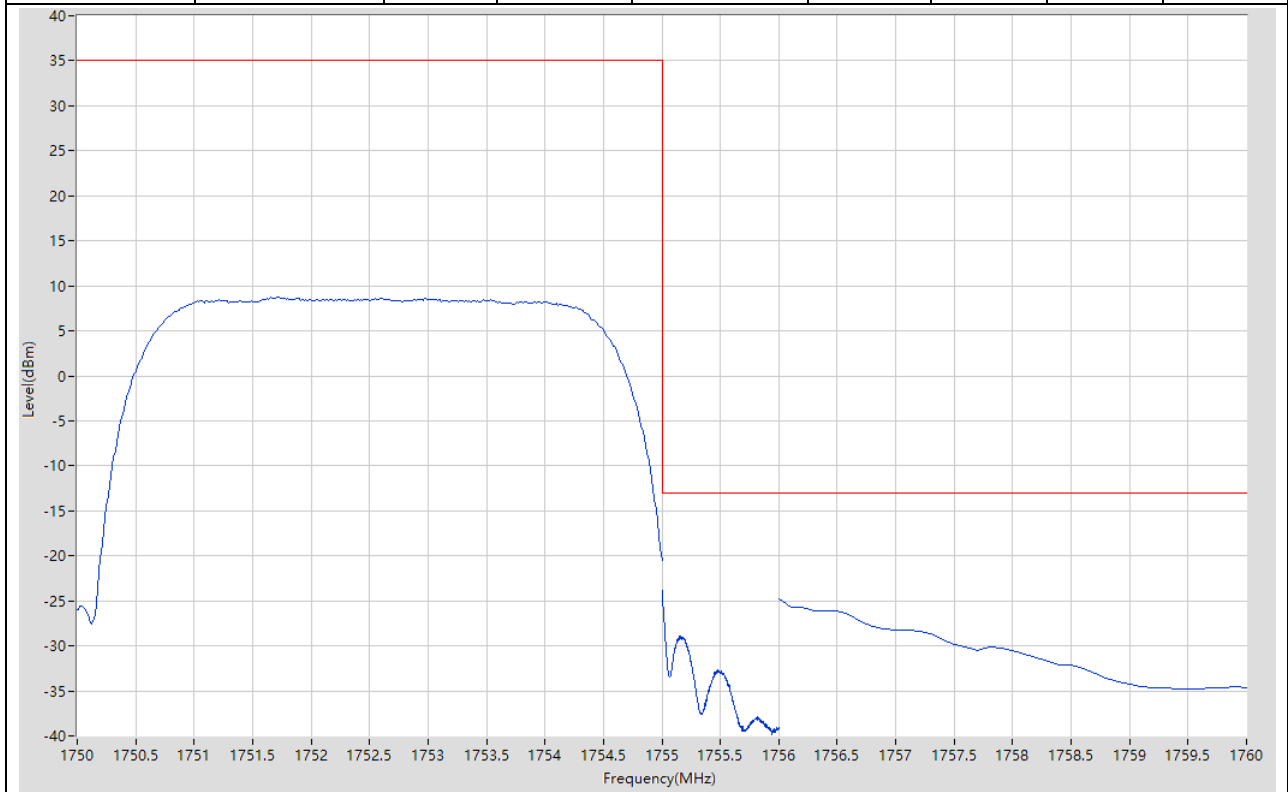
6.1. WCDMA Band Edge_Part22-24-27(NTNV)(Channel:1312)

Start Frequency (MHz)	Stop Frequency (MHz)	RBW (MHz)	Detector	Frequency (MHz)	Power (dBm)	Limit (dBm)	Verdict	Sweep Point
1705	1709	1	RMS	1709	-23.38	-13	Pass	41
1709	1710	0.051	RMS	1710	-25.3	-13	Pass	401
1710	1715	0.1	RMS	1711.538	8.64	35	Pass	401



6.2. WCDMA Band Edge_Part22-24-27(NTNV)(Channel:1513)

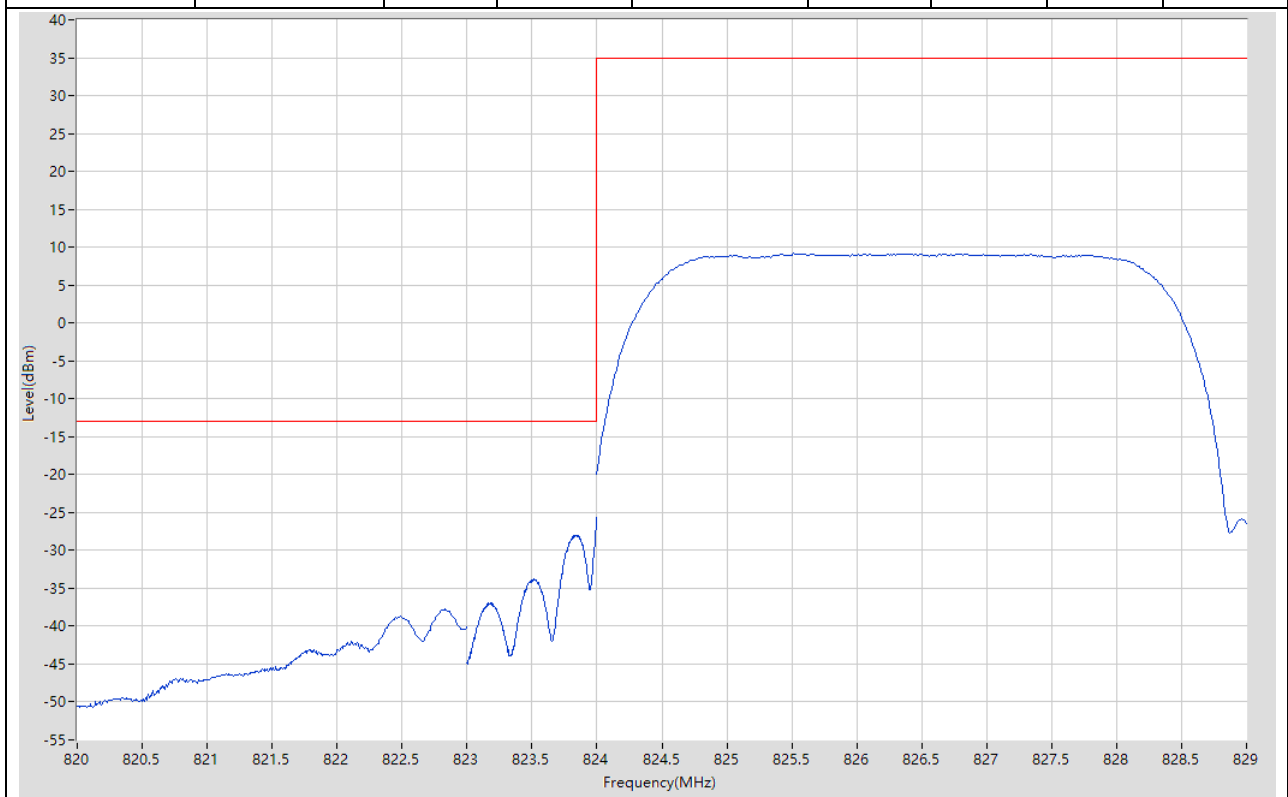
Start Frequency (MHz)	Stop Frequency (MHz)	RBW (MHz)	Detector	Frequency (MHz)	Power (dBm)	Limit (dBm)	Verdict	Sweep Point
1750	1755	0.1	RMS	1751.725	8.7	35	Pass	401
1755	1756	0.051	RMS	1755	-23.81	-13	Pass	401
1756	1760	1	RMS	1756	-24.81	-13	Pass	41



7. WCDMA_Band5

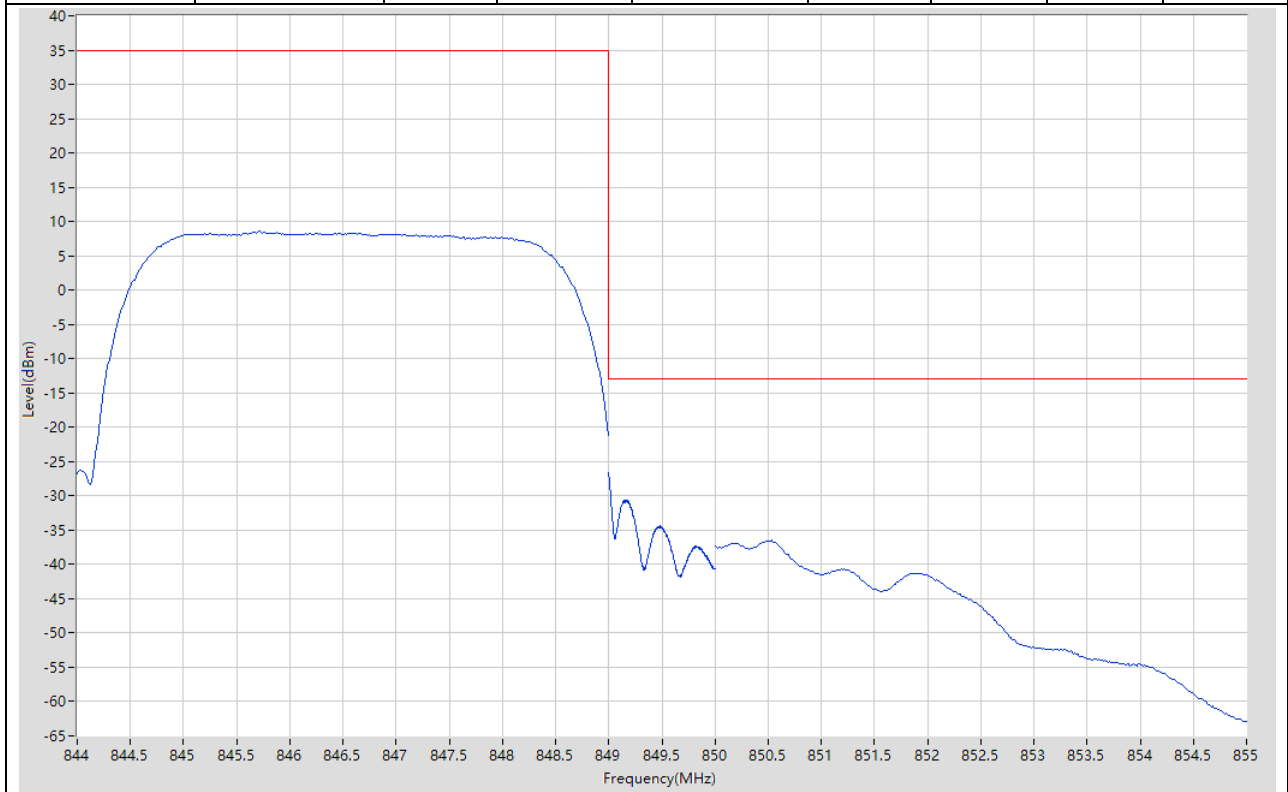
7.1. WCDMA Band Edge_Part22-24-27(NTNV)(Channel:4132)

Start Frequency (MHz)	Stop Frequency (MHz)	RBW (MHz)	Detector	Frequency (MHz)	Power (dBm)	Limit (dBm)	Verdict	Sweep Point
820	823	0.1	RMS	822.835	-37.75	-13	Pass	401
823	824	0.051	RMS	824	-25.59	-13	Pass	401
824	829	0.1	RMS	825.513	9.22	35	Pass	401



7.2. WCDMA Band Edge_Part22-24-27(NTNV)(Channel:4233)

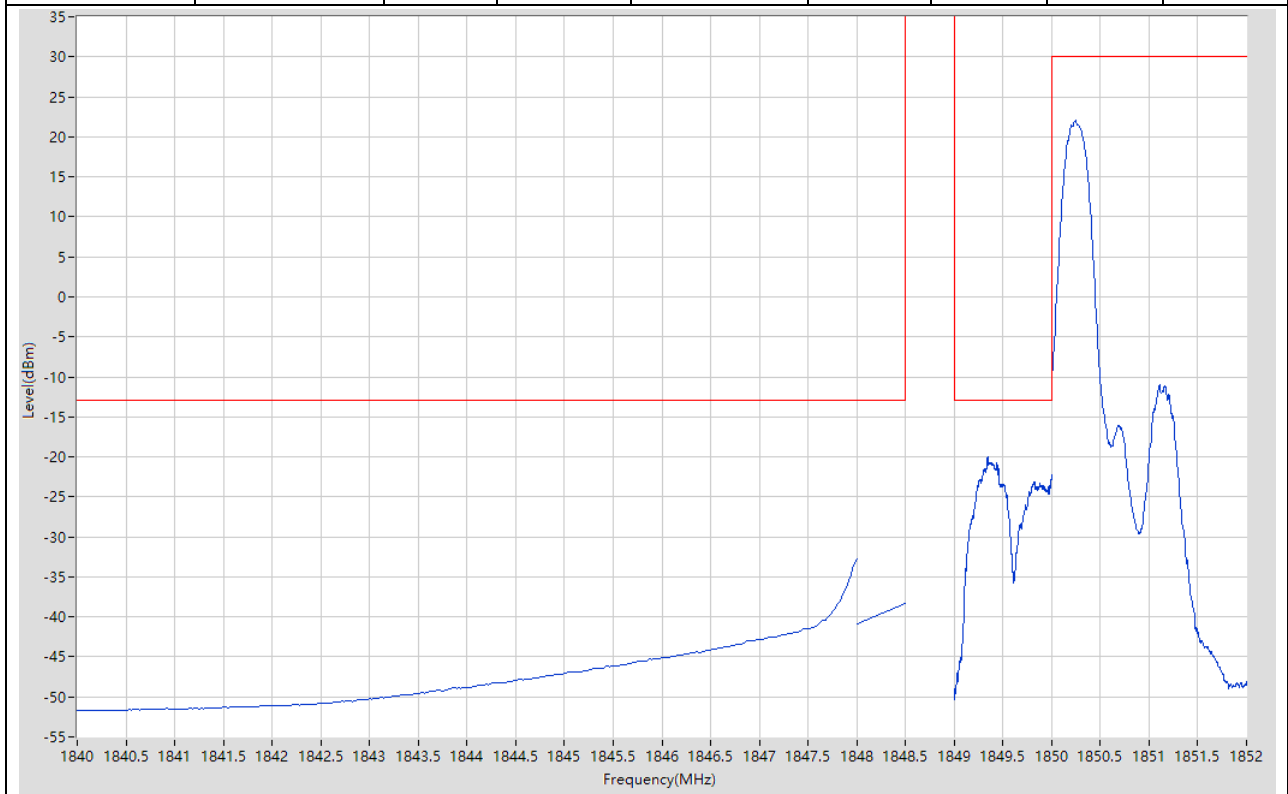
Start Frequency (MHz)	Stop Frequency (MHz)	RBW (MHz)	Detector	Frequency (MHz)	Power (dBm)	Limit (dBm)	Verdict	Sweep Point
844	849	0.1	RMS	845.713	8.57	35	Pass	401
849	850	0.051	RMS	849	-26.56	-13	Pass	401
850	855	0.1	RMS	850.538	-36.51	-13	Pass	401



8. LTE_Band2

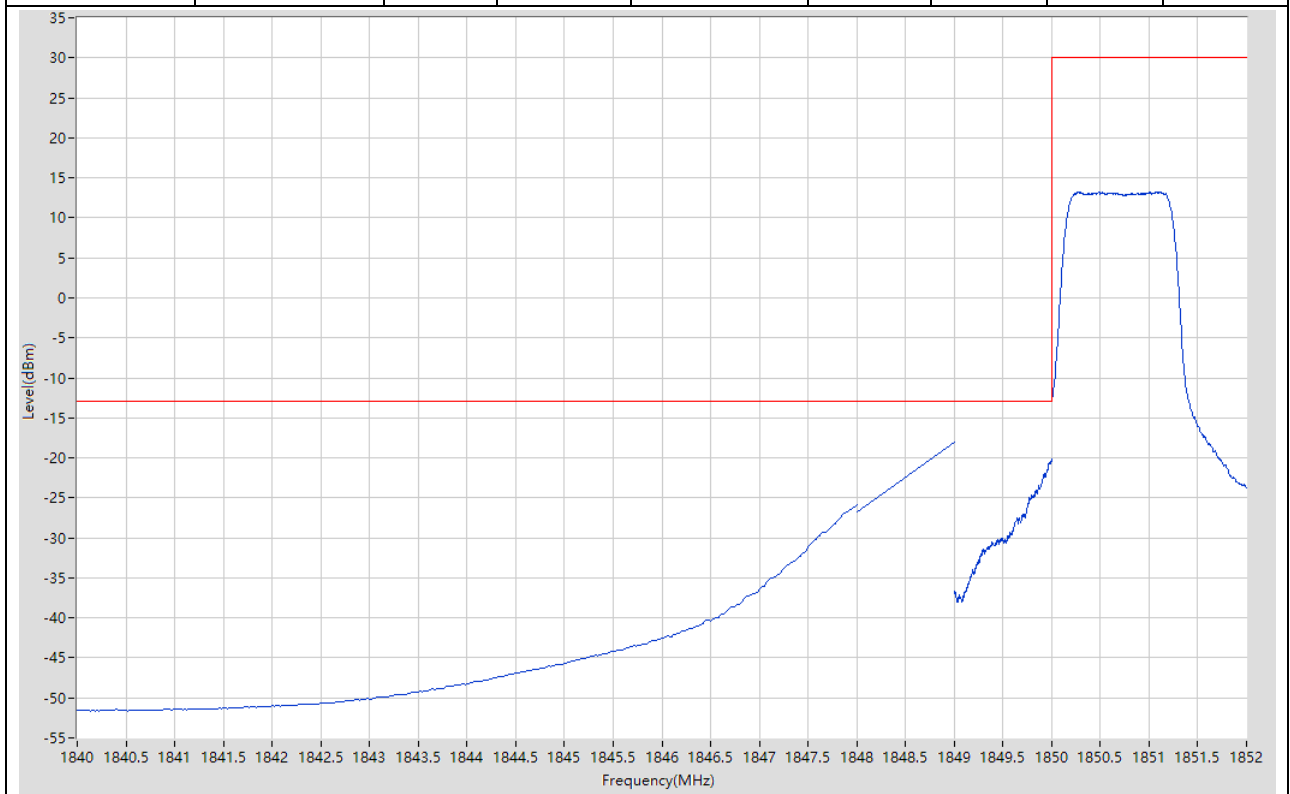
8.1. LTE Band Edge_Part22-24-27(NTNV)(Subtest:1, Channel:18607, Bandwidth:1.4, Modulation:QPSK, RB Number: 1, RB Position:LOW)

Start Frequency (MHz)	Stop Frequency (MHz)	RBW (MHz)	Detector	Frequency (MHz)	Power (dBm)	Limit (dBm)	Verdict	Sweep Point
1840	1848	1	RMS	1848	-32.77	-13	Pass	401
1848	1848.5	1	RMS	1848.5	-38.32	-13	Pass	2
1849	1850	0.02	RMS	1849.345	-20.04	-13	Pass	401
1850	1852	0.1	RMS	1850.245	22.02	30	Pass	401



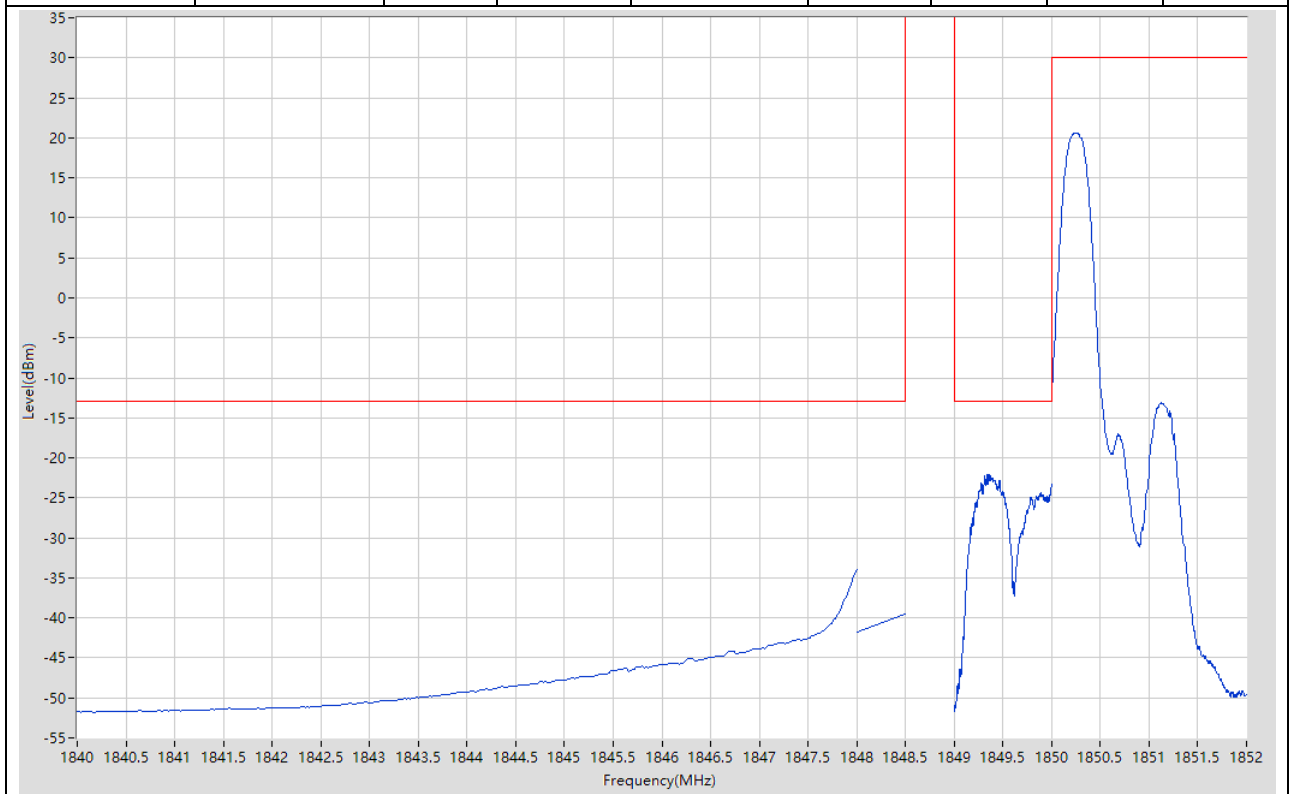
8.2. LTE Band Edge_Part22-24-27(NTNV)(Subtest:2, Channel:18607, Bandwidth:1.4, Modulation:QPSK, RB Number: 6, RB Position:LOW)

Start Frequency (MHz)	Stop Frequency (MHz)	RBW (MHz)	Detector	Frequency (MHz)	Power (dBm)	Limit (dBm)	Verdict	Sweep Point
1840	1848	1	RMS	1848	-25.89	-13	Pass	401
1848	1849	1	RMS	1849	-18.03	-13	Pass	2
1849	1850	0.02	RMS	1850	-20.15	-13	Pass	401
1850	1852	0.1	RMS	1850.28	13.28	30	Pass	401



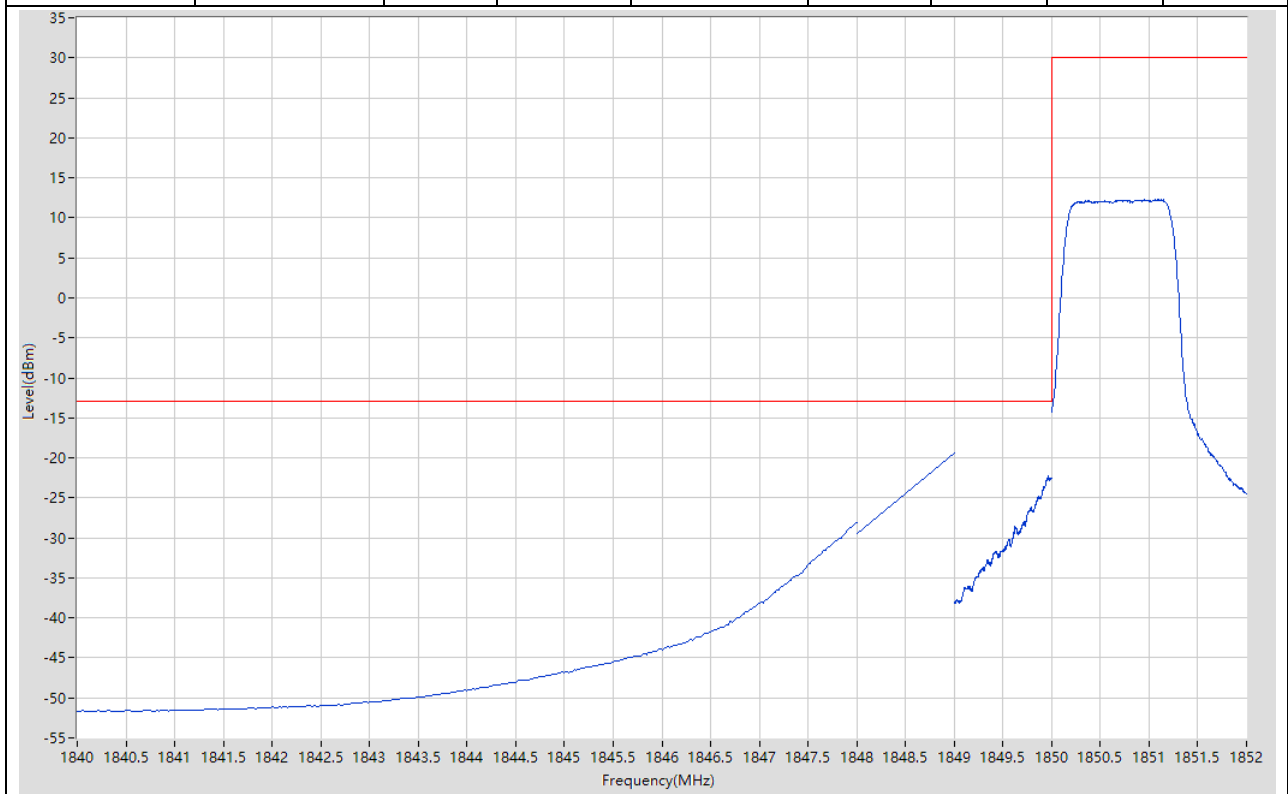
8.3. LTE Band Edge_Part22-24-27(NTNV)(Subtest:3, Channel:18607, Bandwidth:1.4, Modulation:Q16, RB Number: 1, RB Position:LOW)

Start Frequency (MHz)	Stop Frequency (MHz)	RBW (MHz)	Detector	Frequency (MHz)	Power (dBm)	Limit (dBm)	Verdict	Sweep Point
1840	1848	1	RMS	1848	-33.89	-13	Pass	401
1848	1848.5	1	RMS	1848.5	-39.48	-13	Pass	2
1849	1850	0.02	RMS	1849.353	-22.04	-13	Pass	401
1850	1852	0.1	RMS	1850.245	20.63	30	Pass	401



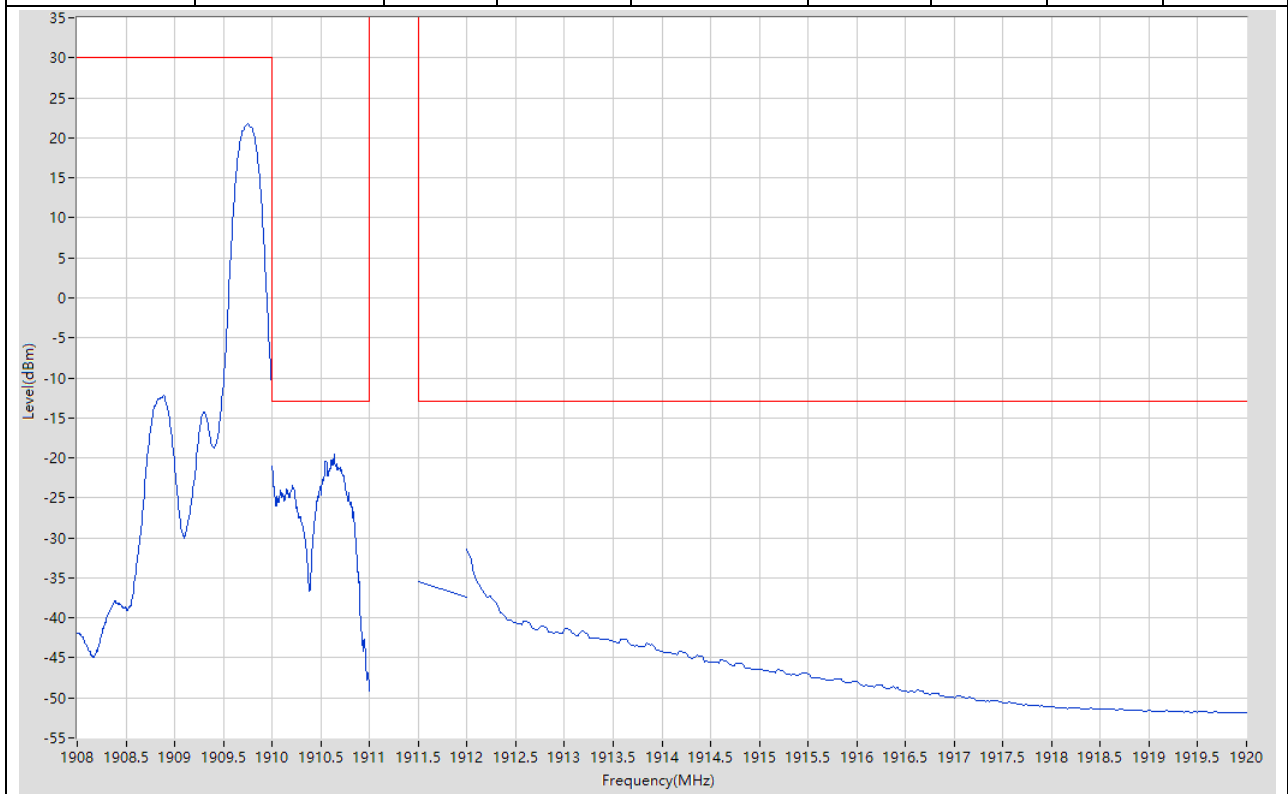
8.4. LTE Band Edge_Part22-24-27(NTNV)(Subtest:4, Channel:18607, Bandwidth:1.4, Modulation:Q16, RB Number: 6, RB Position:LOW)

Start Frequency (MHz)	Stop Frequency (MHz)	RBW (MHz)	Detector	Frequency (MHz)	Power (dBm)	Limit (dBm)	Verdict	Sweep Point
1840	1848	1	RMS	1848	-28.08	-13	Pass	401
1848	1849	1	RMS	1849	-19.42	-13	Pass	2
1849	1850	0.02	RMS	1849.968	-22.3	-13	Pass	401
1850	1852	0.1	RMS	1851.085	12.37	30	Pass	401



8.5. LTE Band Edge_Part22-24-27(NTNV)(Subtest:5, Channel:19193, Bandwidth:1.4, Modulation:QPSK, RB Number: 1, RB Position:HIGH)

Start Frequency (MHz)	Stop Frequency (MHz)	RBW (MHz)	Detector	Frequency (MHz)	Power (dBm)	Limit (dBm)	Verdict	Sweep Point
1908	1910	0.1	RMS	1909.755	21.72	30	Pass	401
1910	1911	0.02	RMS	1910.638	-19.5	-13	Pass	401
1911.5	1912	1	RMS	1911.5	-35.46	-13	Pass	2
1912	1920	1	RMS	1912	-31.47	-13	Pass	401



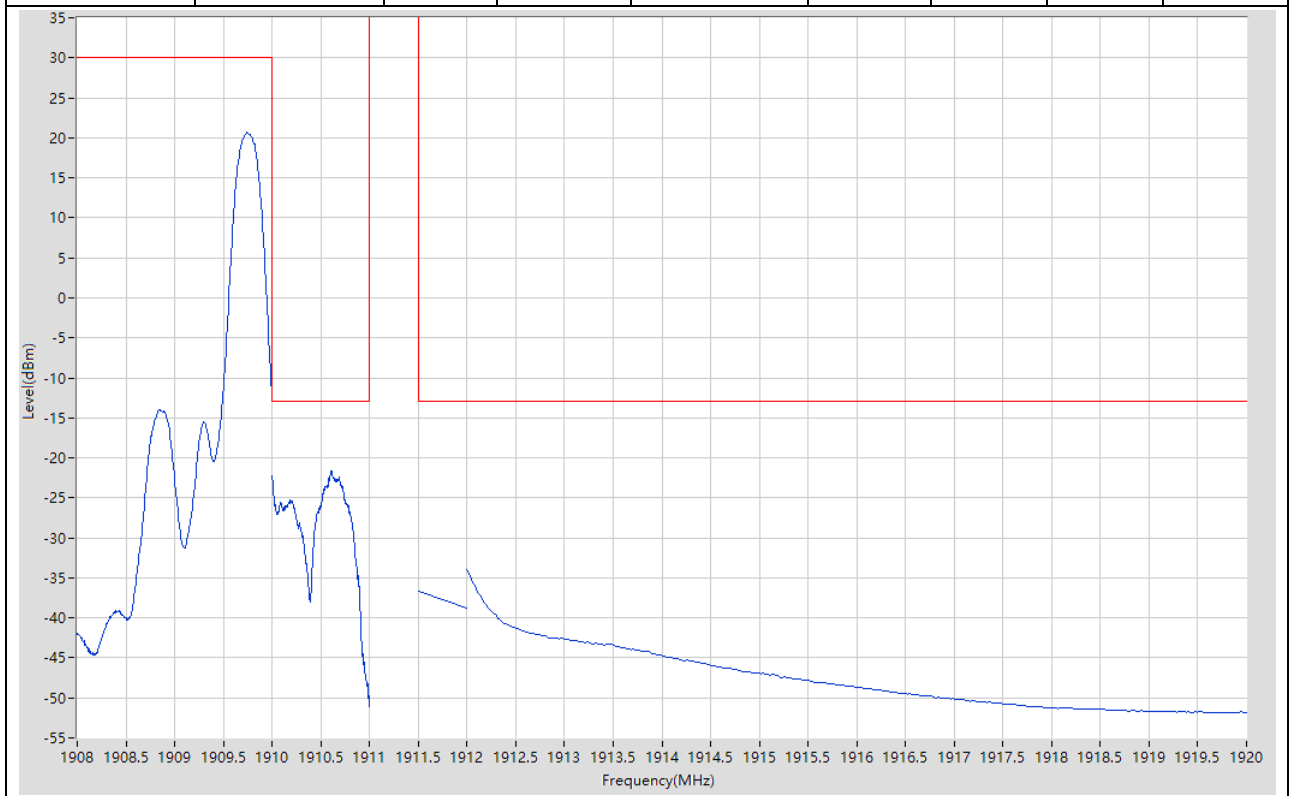
8.6. LTE Band Edge_Part22-24-27(NTNV)(Subtest:6, Channel:19193, Bandwidth:1.4, Modulation:QPSK, RB Number: 6, RB Position:HIGH)

Start Frequency (MHz)	Stop Frequency (MHz)	RBW (MHz)	Detector	Frequency (MHz)	Power (dBm)	Limit (dBm)	Verdict	Sweep Point
1908	1910	0.1	RMS	1908.935	13.13	30	Pass	401
1910	1911	0.02	RMS	1910	-19.76	-13	Pass	401
1911	1912	1	RMS	1911	-19.54	-13	Pass	2
1912	1920	1	RMS	1912	-27.15	-13	Pass	401



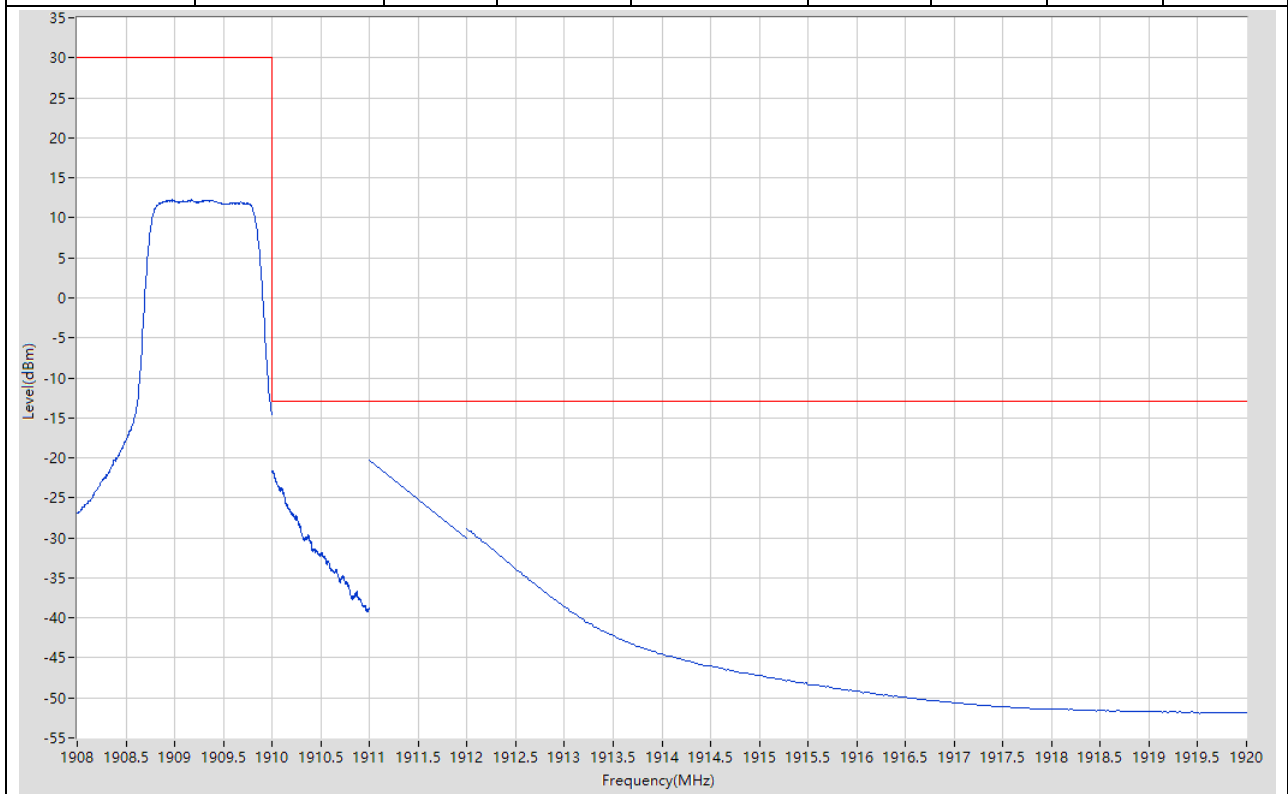
8.7. LTE Band Edge_Part22-24-27(NTNV)(Subtest:7, Channel:19193, Bandwidth:1.4, Modulation:Q16, RB Number: 1, RB Position:HIGH)

Start Frequency (MHz)	Stop Frequency (MHz)	RBW (MHz)	Detector	Frequency (MHz)	Power (dBm)	Limit (dBm)	Verdict	Sweep Point
1908	1910	0.1	RMS	1909.745	20.66	30	Pass	401
1910	1911	0.02	RMS	1910.608	-21.58	-13	Pass	401
1911.5	1912	1	RMS	1911.5	-36.73	-13	Pass	2
1912	1920	1	RMS	1912	-34.02	-13	Pass	401



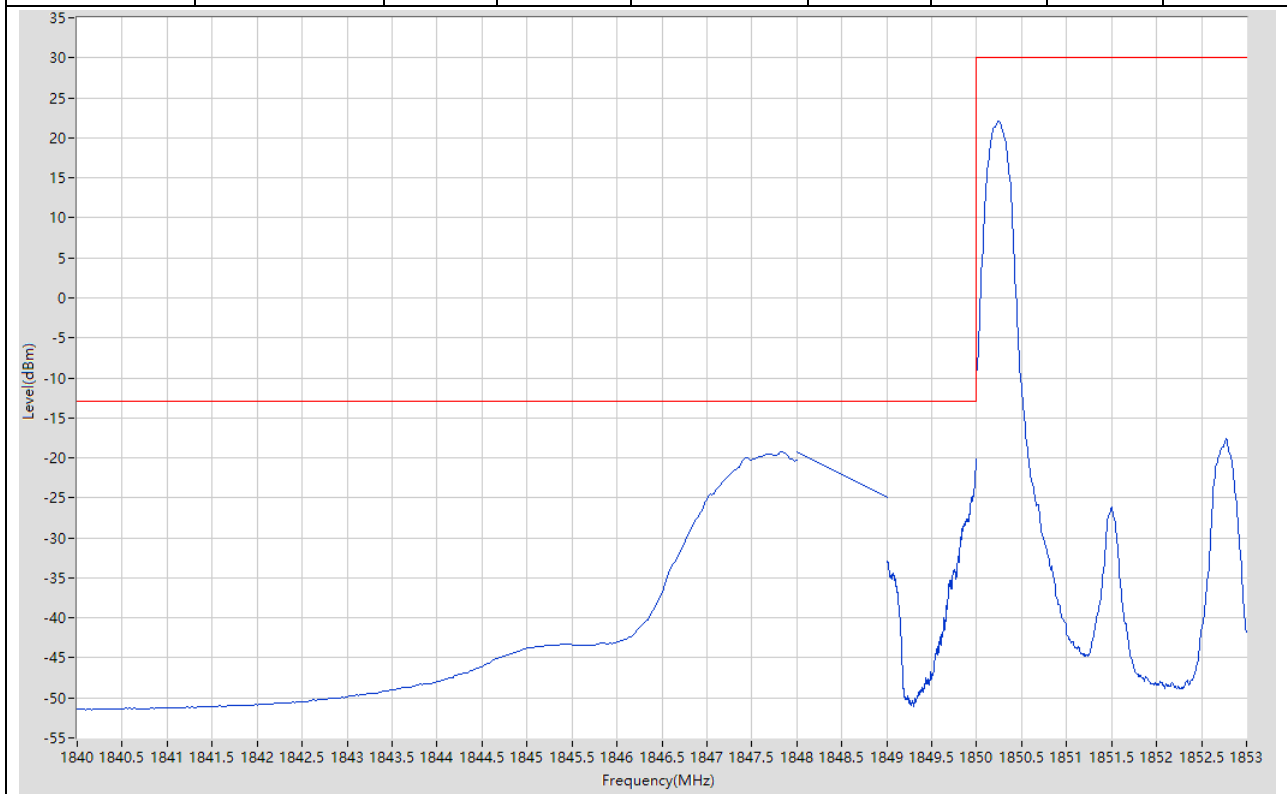
8.8. LTE Band Edge_Part22-24-27(NTNV)(Subtest:8, Channel:19193, Bandwidth:1.4, Modulation:Q16, RB Number: 6, RB Position:HIGH)

Start Frequency (MHz)	Stop Frequency (MHz)	RBW (MHz)	Detector	Frequency (MHz)	Power (dBm)	Limit (dBm)	Verdict	Sweep Point
1908	1910	0.1	RMS	1909.17	12.25	30	Pass	401
1910	1911	0.02	RMS	1910.01	-21.65	-13	Pass	401
1911	1912	1	RMS	1911	-20.32	-13	Pass	2
1912	1920	1	RMS	1912	-28.9	-13	Pass	401



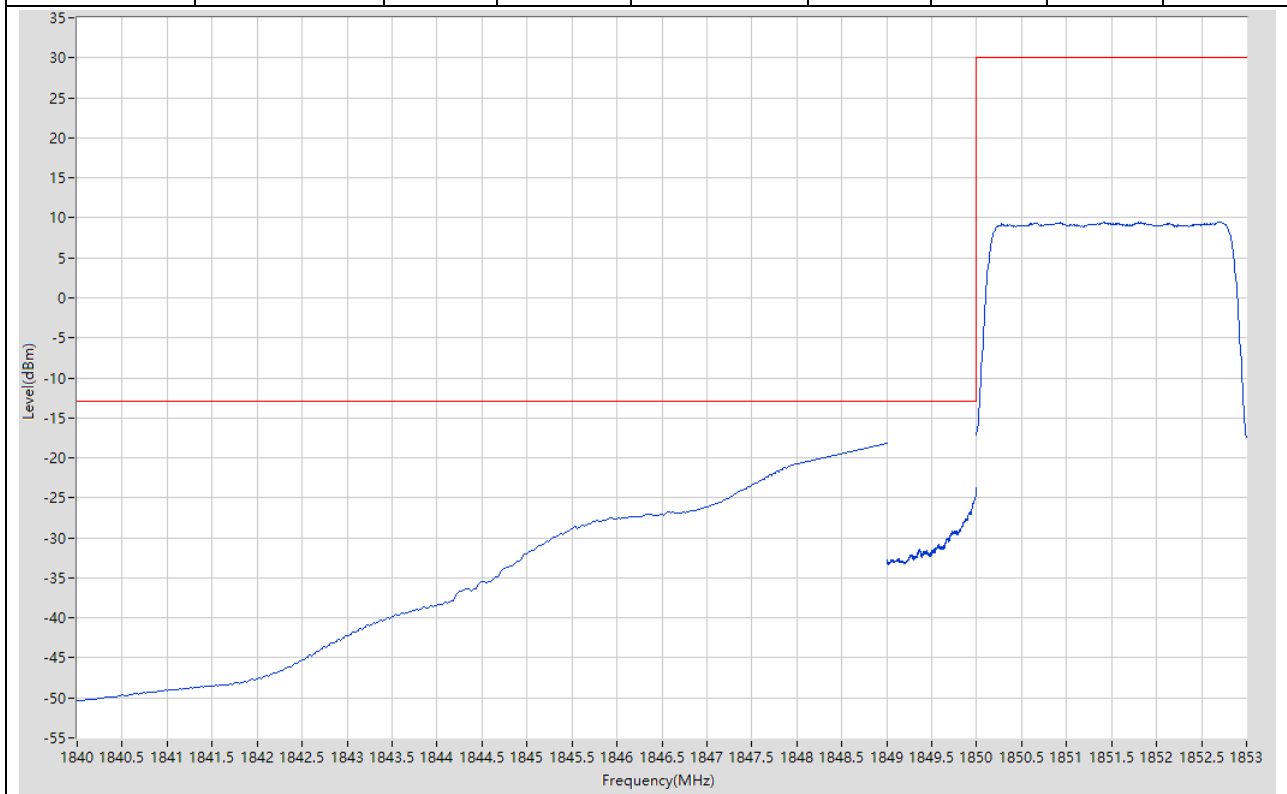
8.9. LTE Band Edge_Part22-24-27(NTNV)(Subtest:9, Channel:18615, Bandwidth:3, Modulation:QPSK, RB Number: 1, RB Position:LOW)

Start Frequency (MHz)	Stop Frequency (MHz)	RBW (MHz)	Detector	Frequency (MHz)	Power (dBm)	Limit (dBm)	Verdict	Sweep Point
1840	1848	1	RMS	1847.82	-19.28	-13	Pass	401
1848	1849	1	RMS	1848	-19.3	-13	Pass	2
1849	1850	0.03	RMS	1849.995	-20.13	-13	Pass	401
1850	1853	0.1	RMS	1850.24	22.08	30	Pass	401



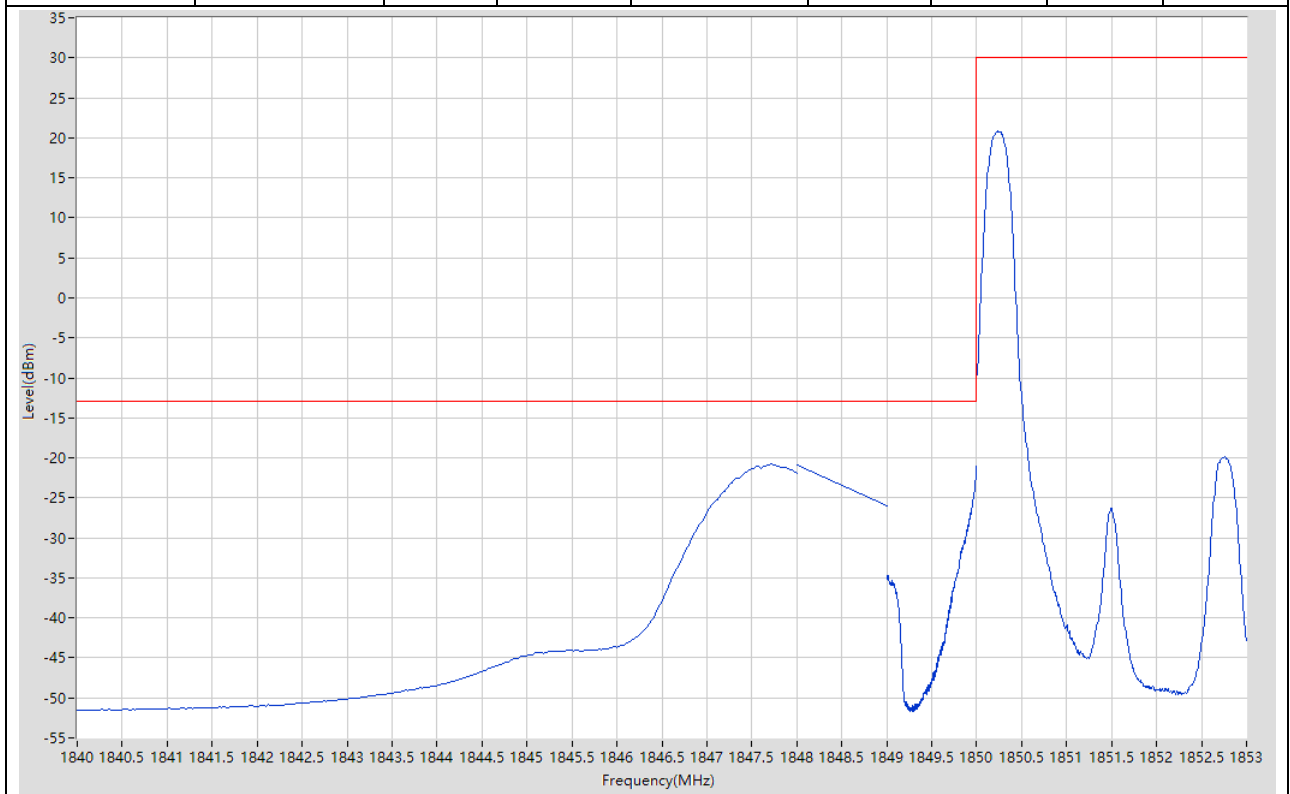
8.10. LTE Band Edge_Part22-24-27(NTNV)(Subtest:10, Channel:18615, Bandwidth:3, Modulation:QPSK, RB Number: 15, RB Position:LOW)

Start Frequency (MHz)	Stop Frequency (MHz)	RBW (MHz)	Detector	Frequency (MHz)	Power (dBm)	Limit (dBm)	Verdict	Sweep Point
1840	1848	1	RMS	1848	-20.71	-13	Pass	401
1848	1849	1	RMS	1849	-18.12	-13	Pass	2
1849	1850	0.03	RMS	1850	-23.79	-13	Pass	401
1850	1853	0.1	RMS	1852.685	9.52	30	Pass	401



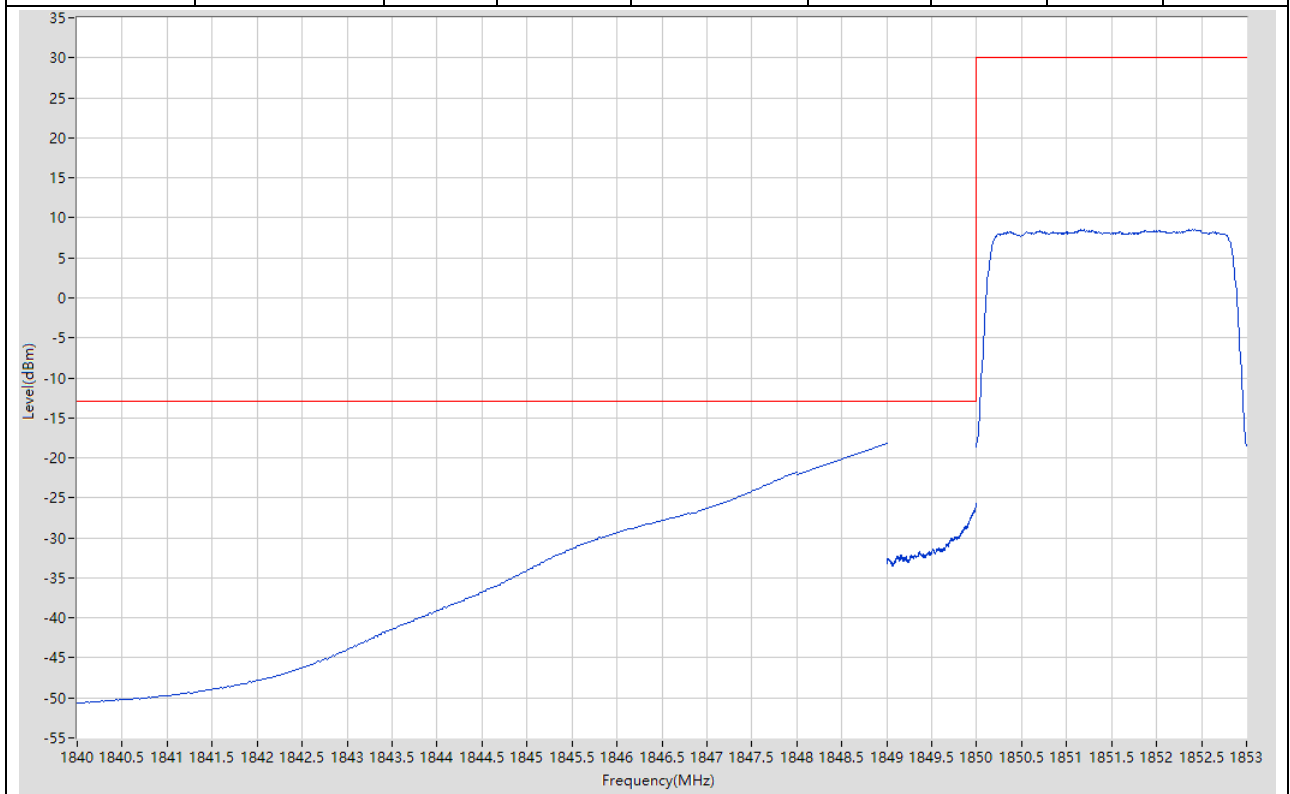
8.11. LTE Band Edge_Part22-24-27(NTNV)(Subtest:11, Channel:18615, Bandwidth:3, Modulation:Q16, RB Number: 1, RB Position:LOW)

Start Frequency (MHz)	Stop Frequency (MHz)	RBW (MHz)	Detector	Frequency (MHz)	Power (dBm)	Limit (dBm)	Verdict	Sweep Point
1840	1848	1	RMS	1847.72	-20.76	-13	Pass	401
1848	1849	1	RMS	1848	-20.88	-13	Pass	2
1849	1850	0.03	RMS	1850	-20.99	-13	Pass	401
1850	1853	0.1	RMS	1850.24	20.85	30	Pass	401



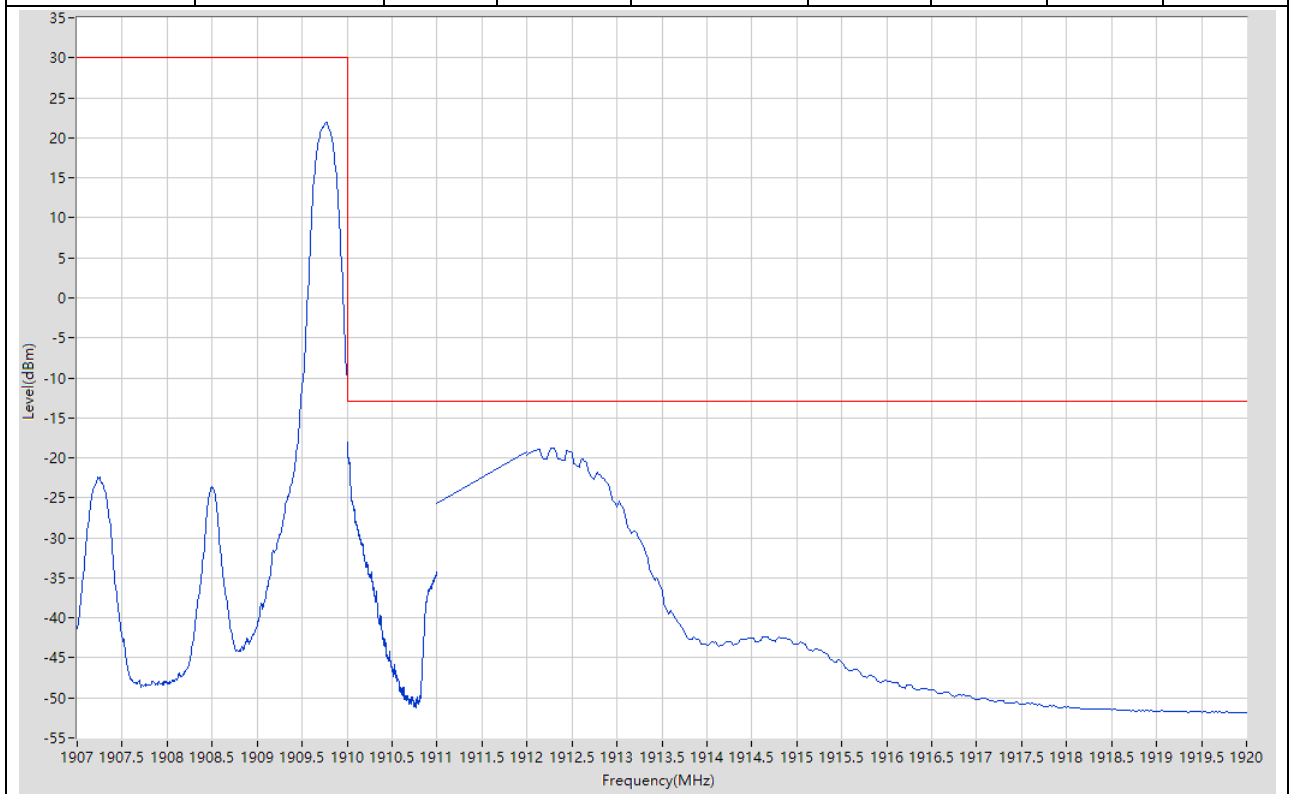
8.12. LTE Band Edge_Part22-24-27(NTNV)(Subtest:12, Channel:18615, Bandwidth:3, Modulation:Q16, RB Number: 15, RB Position:LOW)

Start Frequency (MHz)	Stop Frequency (MHz)	RBW (MHz)	Detector	Frequency (MHz)	Power (dBm)	Limit (dBm)	Verdict	Sweep Point
1840	1848	1	RMS	1848	-21.75	-13	Pass	401
1848	1849	1	RMS	1849	-18.26	-13	Pass	2
1849	1850	0.03	RMS	1850	-25.73	-13	Pass	401
1850	1853	0.1	RMS	1852.363	8.54	30	Pass	401



8.13. LTE Band Edge_Part22-24-27(NTNV)(Subtest:13, Channel:19185, Bandwidth:3, Modulation:QPSK, RB Number: 1, RB Position:HIGH)

Start Frequency (MHz)	Stop Frequency (MHz)	RBW (MHz)	Detector	Frequency (MHz)	Power (dBm)	Limit (dBm)	Verdict	Sweep Point
1907	1910	0.1	RMS	1909.768	21.97	30	Pass	401
1910	1911	0.03	RMS	1910	-18.08	-13	Pass	401
1911	1912	1	RMS	1912	-19.25	-13	Pass	2
1912	1920	1	RMS	1912.26	-18.79	-13	Pass	401



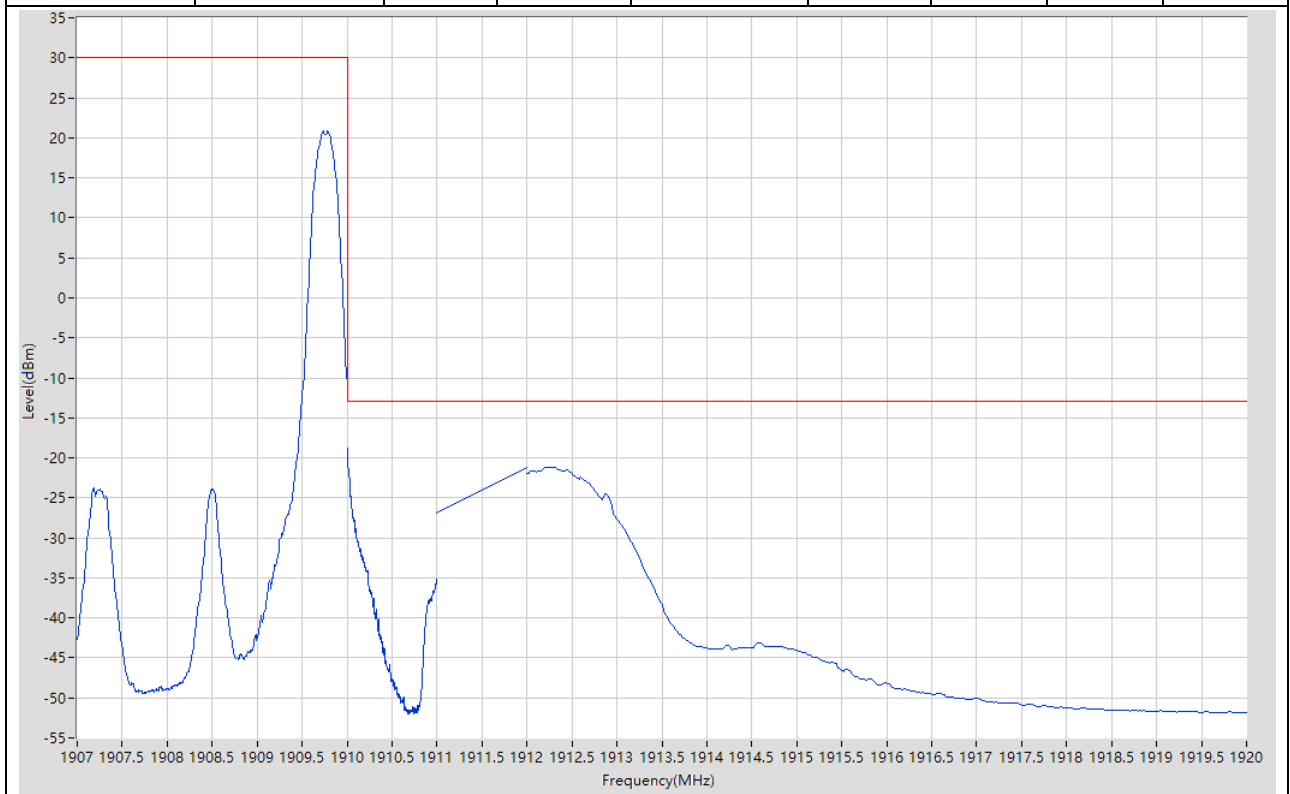
8.14. LTE Band Edge_Part22-24-27(NTNV)(Subtest:14, Channel:19185, Bandwidth:3, Modulation:QPSK, RB Number: 15, RB Position:HIGH)

Start Frequency (MHz)	Stop Frequency (MHz)	RBW (MHz)	Detector	Frequency (MHz)	Power (dBm)	Limit (dBm)	Verdict	Sweep Point
1907	1910	0.1	RMS	1908.103	9.47	30	Pass	401
1910	1911	0.03	RMS	1910	-23.59	-13	Pass	401
1911	1912	1	RMS	1911	-18.37	-13	Pass	2
1912	1920	1	RMS	1912	-21.81	-13	Pass	401



8.15. LTE Band Edge_Part22-24-27(NTNV)(Subtest:15, Channel:19185, Bandwidth:3, Modulation:Q16, RB Number: 1, RB Position:HIGH)

Start Frequency (MHz)	Stop Frequency (MHz)	RBW (MHz)	Detector	Frequency (MHz)	Power (dBm)	Limit (dBm)	Verdict	Sweep Point
1907	1910	0.1	RMS	1909.738	20.88	30	Pass	401
1910	1911	0.03	RMS	1910	-18.81	-13	Pass	401
1911	1912	1	RMS	1912	-21.16	-13	Pass	2
1912	1920	1	RMS	1912.28	-21.17	-13	Pass	401



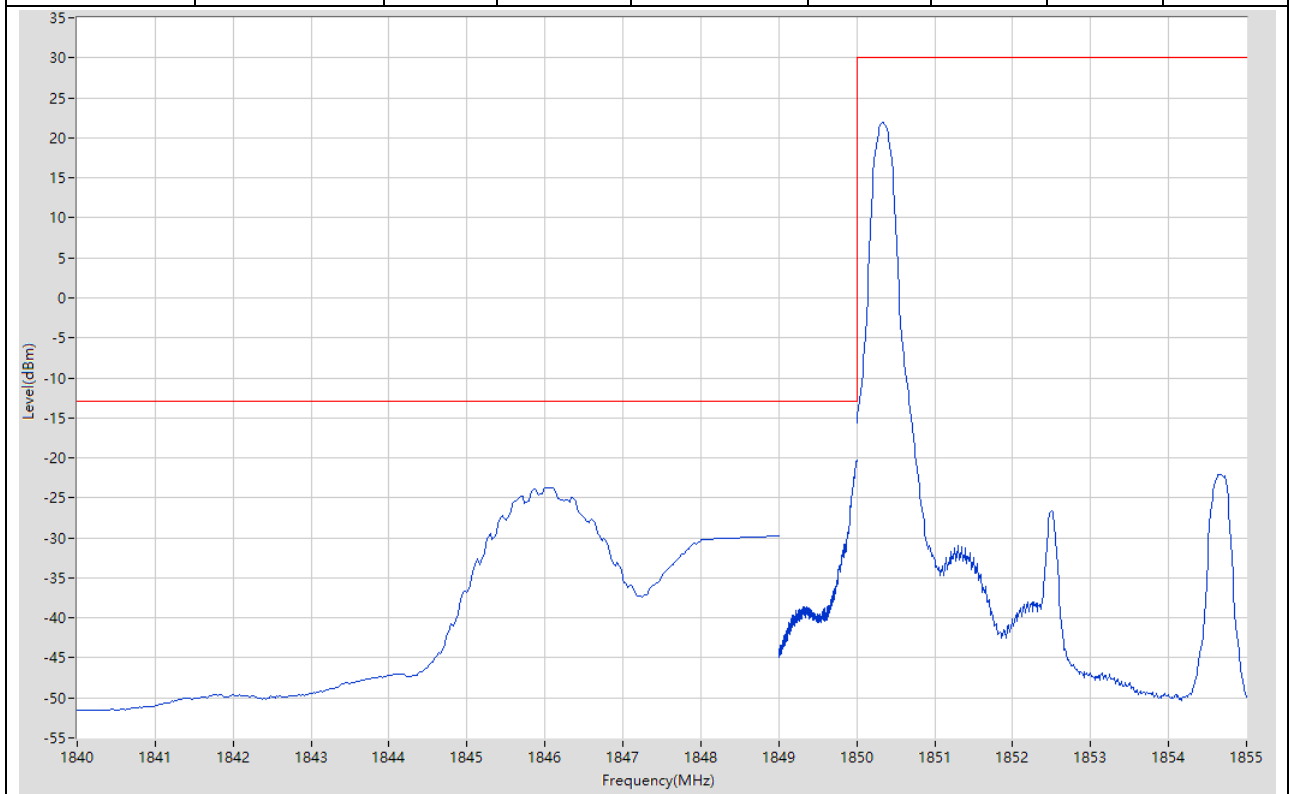
8.16. LTE Band Edge_Part22-24-27(NTNV)(Subtest:16, Channel:19185, Bandwidth:3, Modulation:Q16, RB Number: 15, RB Position:HIGH)

Start Frequency (MHz)	Stop Frequency (MHz)	RBW (MHz)	Detector	Frequency (MHz)	Power (dBm)	Limit (dBm)	Verdict	Sweep Point
1907	1910	0.1	RMS	1907.443	8.32	30	Pass	401
1910	1911	0.03	RMS	1910	-24.32	-13	Pass	401
1911	1912	1	RMS	1911	-18.67	-13	Pass	2
1912	1920	1	RMS	1912	-22.85	-13	Pass	401



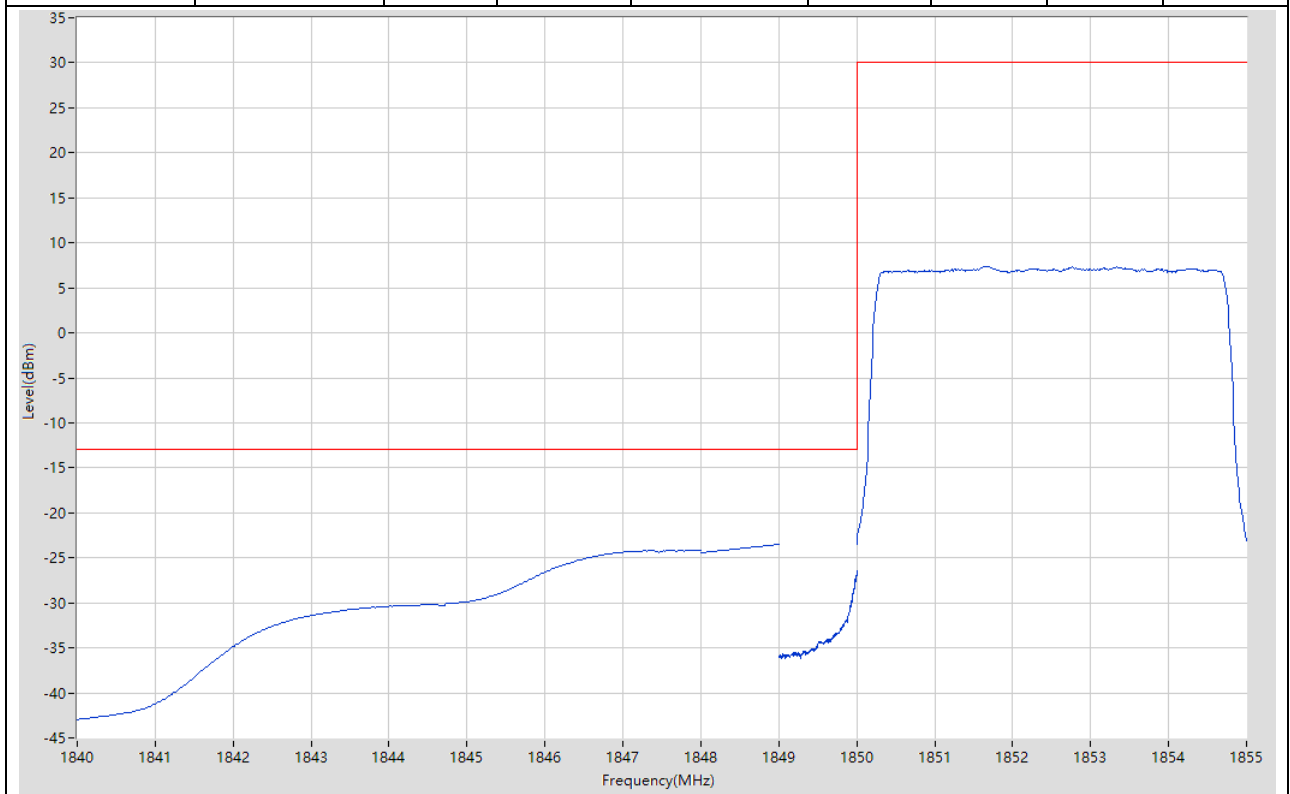
8.17. LTE Band Edge_Part22-24-27(NTNV)(Subtest:17, Channel:18625, Bandwidth:5, Modulation:QPSK, RB Number: 1, RB Position:LOW)

Start Frequency (MHz)	Stop Frequency (MHz)	RBW (MHz)	Detector	Frequency (MHz)	Power (dBm)	Limit (dBm)	Verdict	Sweep Point
1840	1848	1	RMS	1846	-23.7	-13	Pass	401
1848	1849	1	RMS	1849	-29.79	-13	Pass	2
1849	1850	0.051	RMS	1849.998	-20.25	-13	Pass	401
1850	1855	0.1	RMS	1850.338	21.88	30	Pass	401



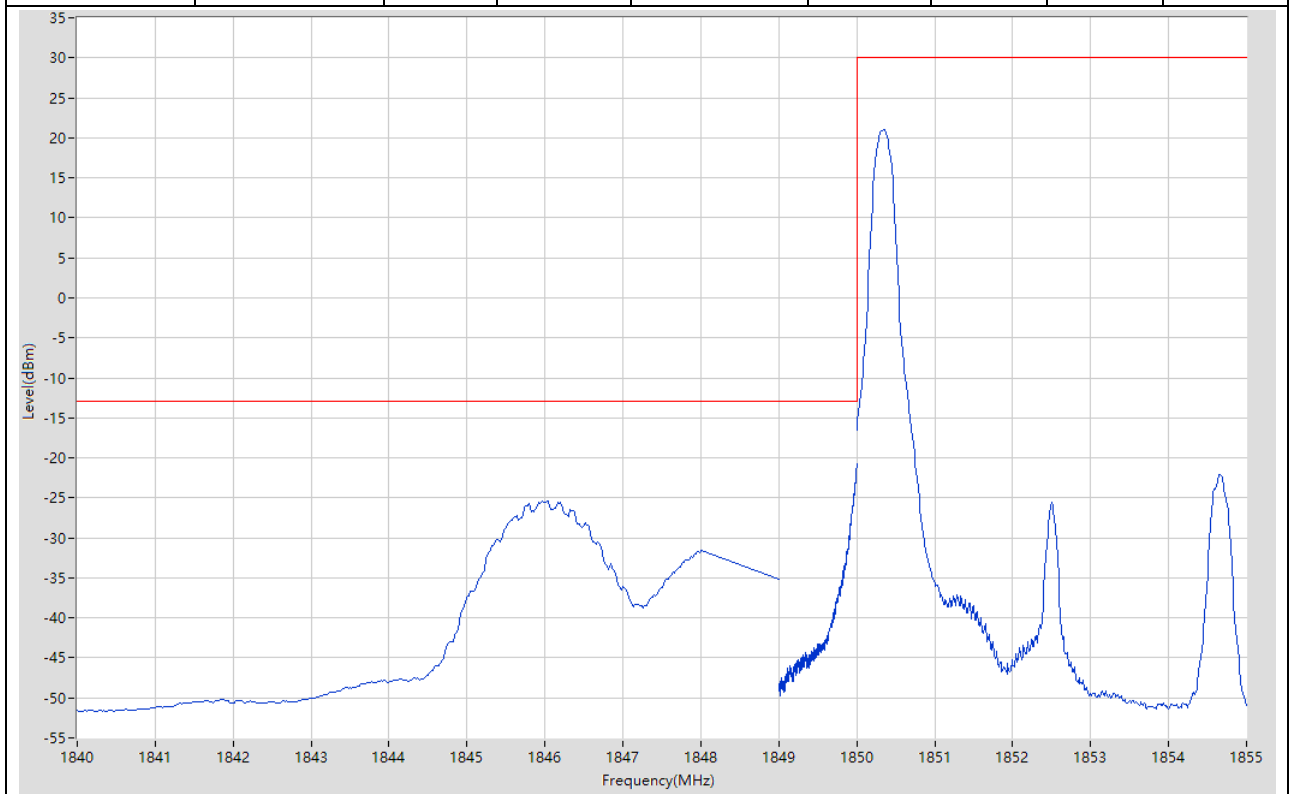
8.18. LTE Band Edge_Part22-24-27(NTNV)(Subtest:18, Channel:18625, Bandwidth:5, Modulation:QPSK, RB Number: 25, RB Position:LOW)

Start Frequency (MHz)	Stop Frequency (MHz)	RBW (MHz)	Detector	Frequency (MHz)	Power (dBm)	Limit (dBm)	Verdict	Sweep Point
1840	1848	1	RMS	1847.88	-24.18	-13	Pass	401
1848	1849	1	RMS	1849	-23.46	-13	Pass	2
1849	1850	0.051	RMS	1850	-26.42	-13	Pass	401
1850	1855	0.1	RMS	1851.688	7.36	30	Pass	401



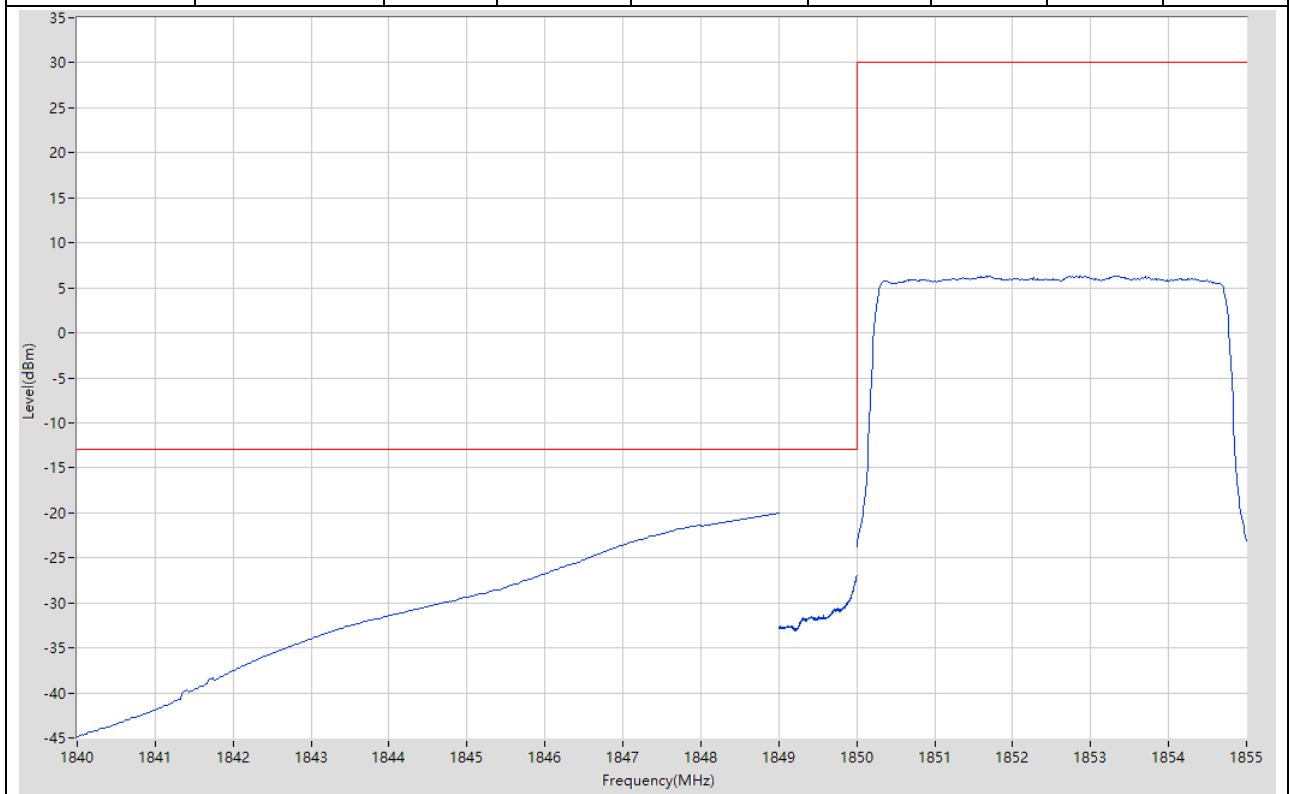
8.19. LTE Band Edge_Part22-24-27(NTNV)(Subtest:19, Channel:18625, Bandwidth:5, Modulation:Q16, RB Number: 1, RB Position:LOW)

Start Frequency (MHz)	Stop Frequency (MHz)	RBW (MHz)	Detector	Frequency (MHz)	Power (dBm)	Limit (dBm)	Verdict	Sweep Point
1840	1848	1	RMS	1846.04	-25.45	-13	Pass	401
1848	1849	1	RMS	1848	-31.49	-13	Pass	2
1849	1850	0.051	RMS	1850	-20.8	-13	Pass	401
1850	1855	0.1	RMS	1850.35	21.09	30	Pass	401



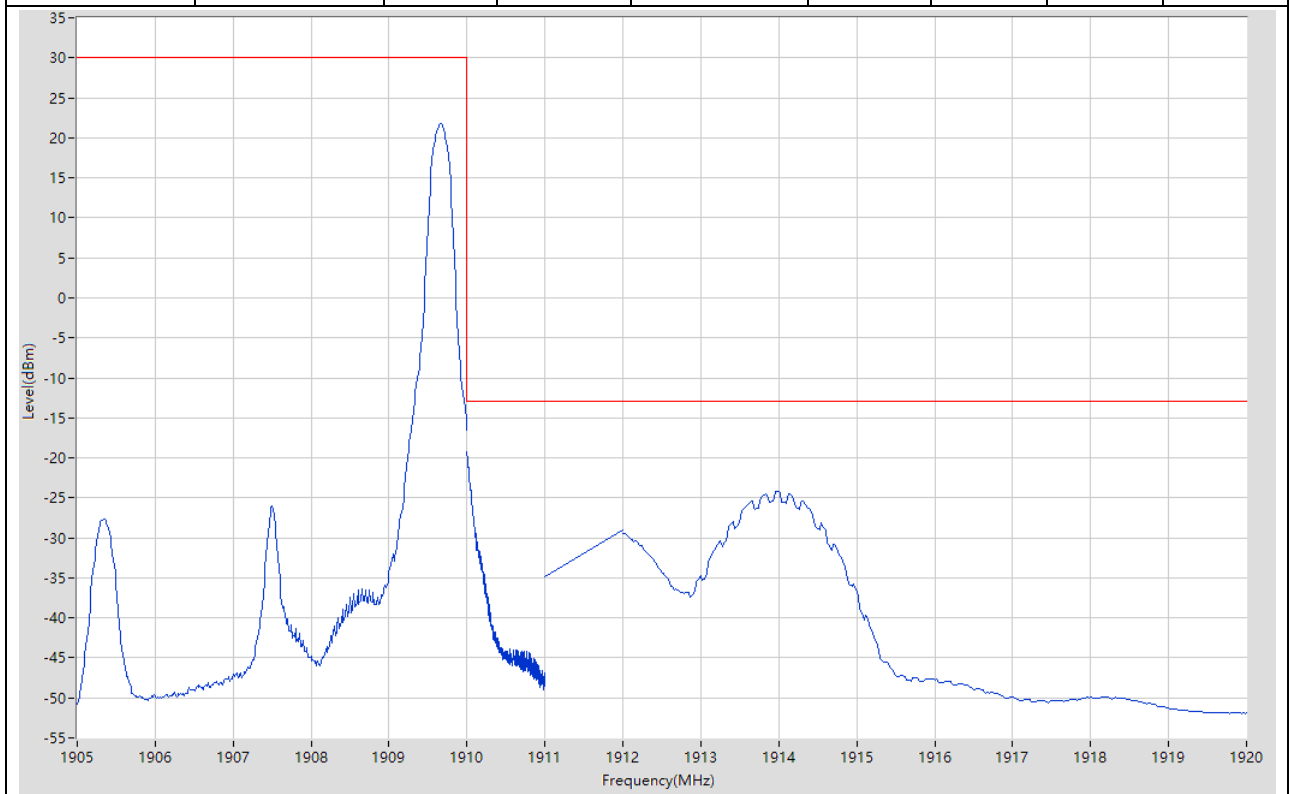
8.20. LTE Band Edge_Part22-24-27(NTNV)(Subtest:20, Channel:18625, Bandwidth:5, Modulation:Q16, RB Number: 25, RB Position:LOW)

Start Frequency (MHz)	Stop Frequency (MHz)	RBW (MHz)	Detector	Frequency (MHz)	Power (dBm)	Limit (dBm)	Verdict	Sweep Point
1840	1848	1	RMS	1847.98	-21.34	-13	Pass	401
1848	1849	1	RMS	1849	-20.03	-13	Pass	2
1849	1850	0.051	RMS	1850	-26.93	-13	Pass	401
1850	1855	0.1	RMS	1853.3	6.35	30	Pass	401



8.21. LTE Band Edge_Part22-24-27(NTNV)(Subtest:21, Channel:19175, Bandwidth:5, Modulation:QPSK, RB Number: 1, RB Position:HIGH)

Start Frequency (MHz)	Stop Frequency (MHz)	RBW (MHz)	Detector	Frequency (MHz)	Power (dBm)	Limit (dBm)	Verdict	Sweep Point
1905	1910	0.1	RMS	1909.663	21.83	30	Pass	401
1910	1911	0.051	RMS	1910	-19.19	-13	Pass	401
1911	1912	1	RMS	1912	-29.05	-13	Pass	2
1912	1920	1	RMS	1913.98	-24.21	-13	Pass	401



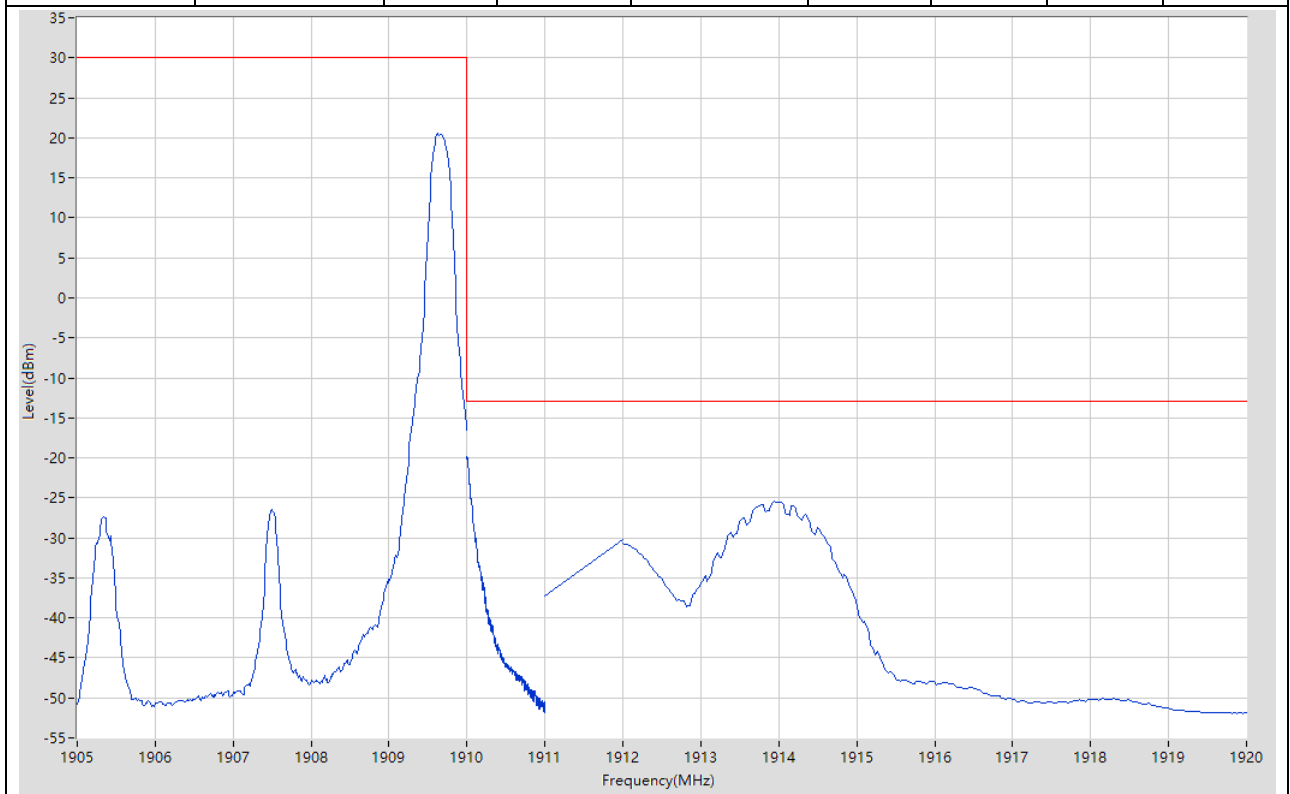
8.22. LTE Band Edge_Part22-24-27(NTNV)(Subtest:22, Channel:19175, Bandwidth:5, Modulation:QPSK, RB Number: 25, RB Position:HIGH)

Start Frequency (MHz)	Stop Frequency (MHz)	RBW (MHz)	Detector	Frequency (MHz)	Power (dBm)	Limit (dBm)	Verdict	Sweep Point
1905	1910	0.1	RMS	1906.863	7.26	30	Pass	401
1910	1911	0.051	RMS	1910	-25.67	-13	Pass	401
1911	1912	1	RMS	1911	-19.7	-13	Pass	2
1912	1920	1	RMS	1912	-21.14	-13	Pass	401



8.23. LTE Band Edge_Part22-24-27(NTNV)(Subtest:23, Channel:19175, Bandwidth:5, Modulation:Q16, RB Number: 1, RB Position:HIGH)

Start Frequency (MHz)	Stop Frequency (MHz)	RBW (MHz)	Detector	Frequency (MHz)	Power (dBm)	Limit (dBm)	Verdict	Sweep Point
1905	1910	0.1	RMS	1909.625	20.57	30	Pass	401
1910	1911	0.051	RMS	1910	-19.9	-13	Pass	401
1911	1912	1	RMS	1912	-30.14	-13	Pass	2
1912	1920	1	RMS	1913.94	-25.47	-13	Pass	401



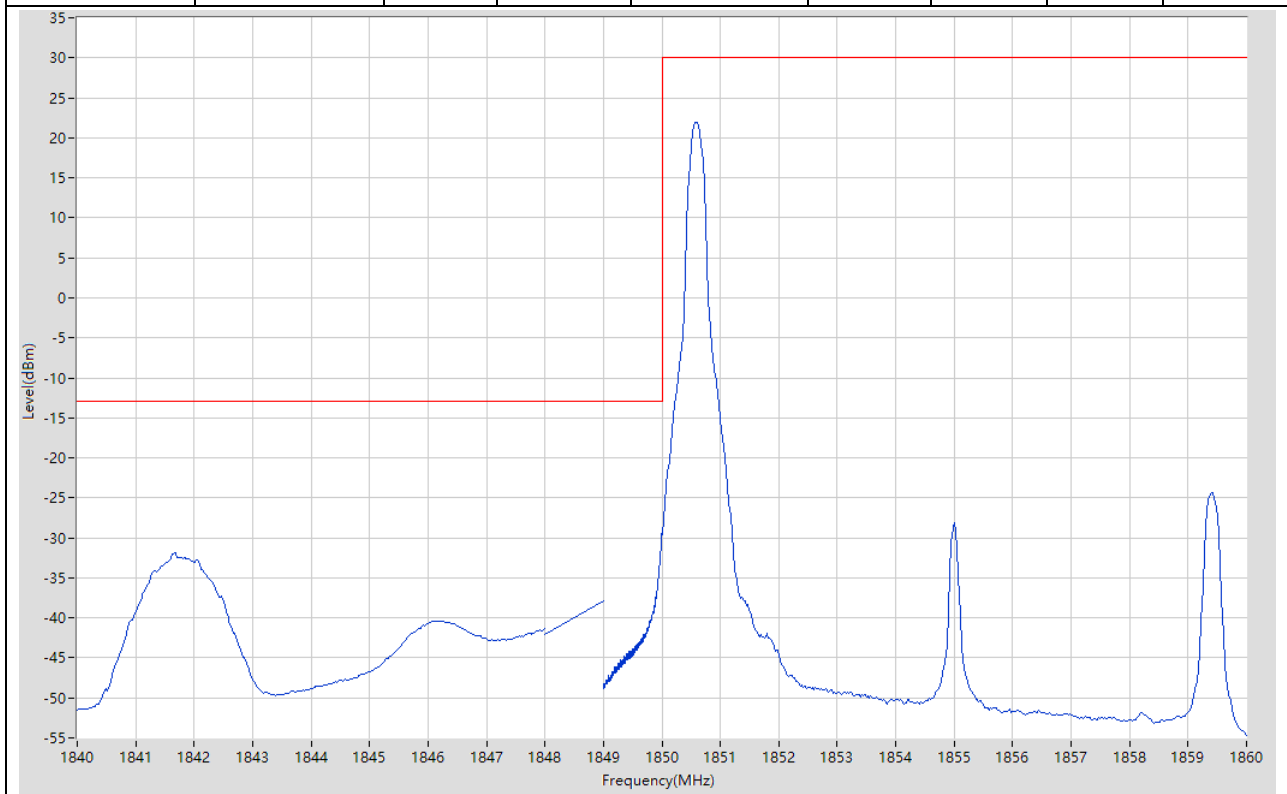
8.24. LTE Band Edge_Part22-24-27(NTNV)(Subtest:24, Channel:19175, Bandwidth:5, Modulation:Q16, RB Number: 25, RB Position:HIGH)

Start Frequency (MHz)	Stop Frequency (MHz)	RBW (MHz)	Detector	Frequency (MHz)	Power (dBm)	Limit (dBm)	Verdict	Sweep Point
1905	1910	0.1	RMS	1907.125	6.28	30	Pass	401
1910	1911	0.051	RMS	1910	-26.62	-13	Pass	401
1911	1912	1	RMS	1911	-20.46	-13	Pass	2
1912	1920	1	RMS	1912	-21.91	-13	Pass	401



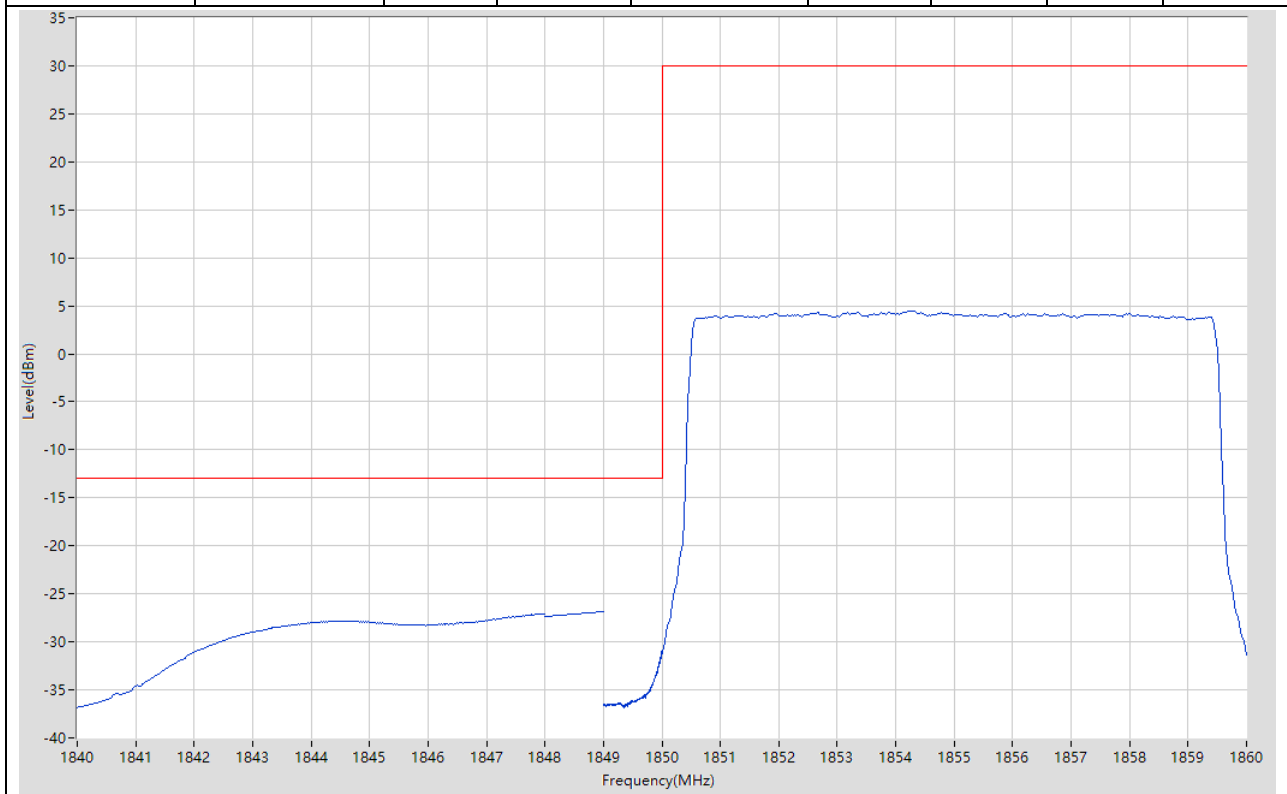
8.25. LTE Band Edge_Part22-24-27(NTNV)(Subtest:25, Channel:18650, Bandwidth:10, Modulation:QPSK, RB Number: 1, RB Position:LOW)

Start Frequency (MHz)	Stop Frequency (MHz)	RBW (MHz)	Detector	Frequency (MHz)	Power (dBm)	Limit (dBm)	Verdict	Sweep Point
1840	1848	1	RMS	1841.68	-31.83	-13	Pass	401
1848	1849	1	RMS	1849	-37.88	-13	Pass	2
1849	1850	0.1	RMS	1850	-29.38	-13	Pass	401
1850	1860	0.1	RMS	1850.575	21.9	30	Pass	401



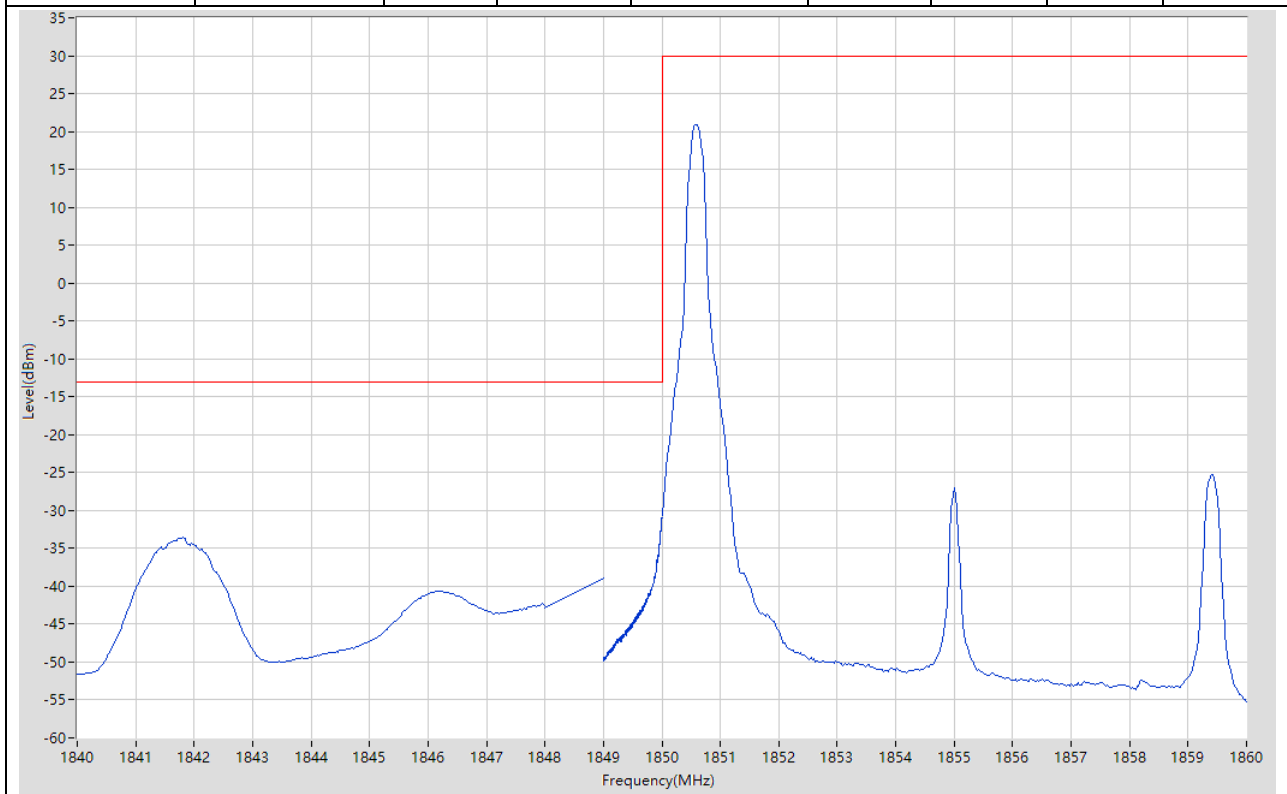
8.26. LTE Band Edge_Part22-24-27(NTNV)(Subtest:26, Channel:18650, Bandwidth:10, Modulation:QPSK, RB Number: 50, RB Position:LOW)

Start Frequency (MHz)	Stop Frequency (MHz)	RBW (MHz)	Detector	Frequency (MHz)	Power (dBm)	Limit (dBm)	Verdict	Sweep Point
1840	1848	1	RMS	1847.94	-27.05	-13	Pass	401
1848	1849	1	RMS	1849	-26.89	-13	Pass	2
1849	1850	0.1	RMS	1849.998	-31.03	-13	Pass	401
1850	1860	0.1	RMS	1854.3	4.46	30	Pass	401



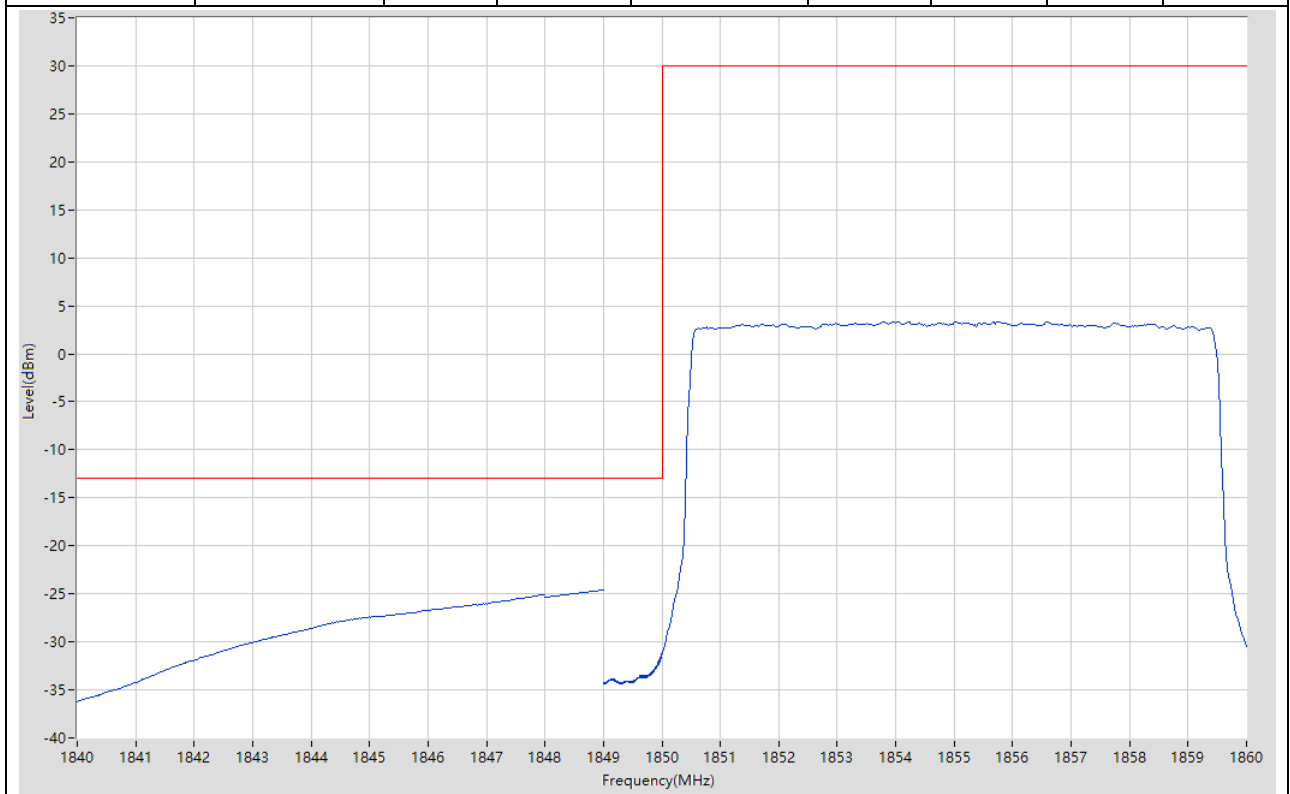
8.27. LTE Band Edge_Part22-24-27(NTNV)(Subtest:27, Channel:18650, Bandwidth:10, Modulation:Q16, RB Number: 1, RB Position:LOW)

Start Frequency (MHz)	Stop Frequency (MHz)	RBW (MHz)	Detector	Frequency (MHz)	Power (dBm)	Limit (dBm)	Verdict	Sweep Point
1840	1848	1	RMS	1841.8	-33.57	-13	Pass	401
1848	1849	1	RMS	1849	-38.97	-13	Pass	2
1849	1850	0.1	RMS	1849.998	-31.01	-13	Pass	401
1850	1860	0.1	RMS	1850.6	20.92	30	Pass	401



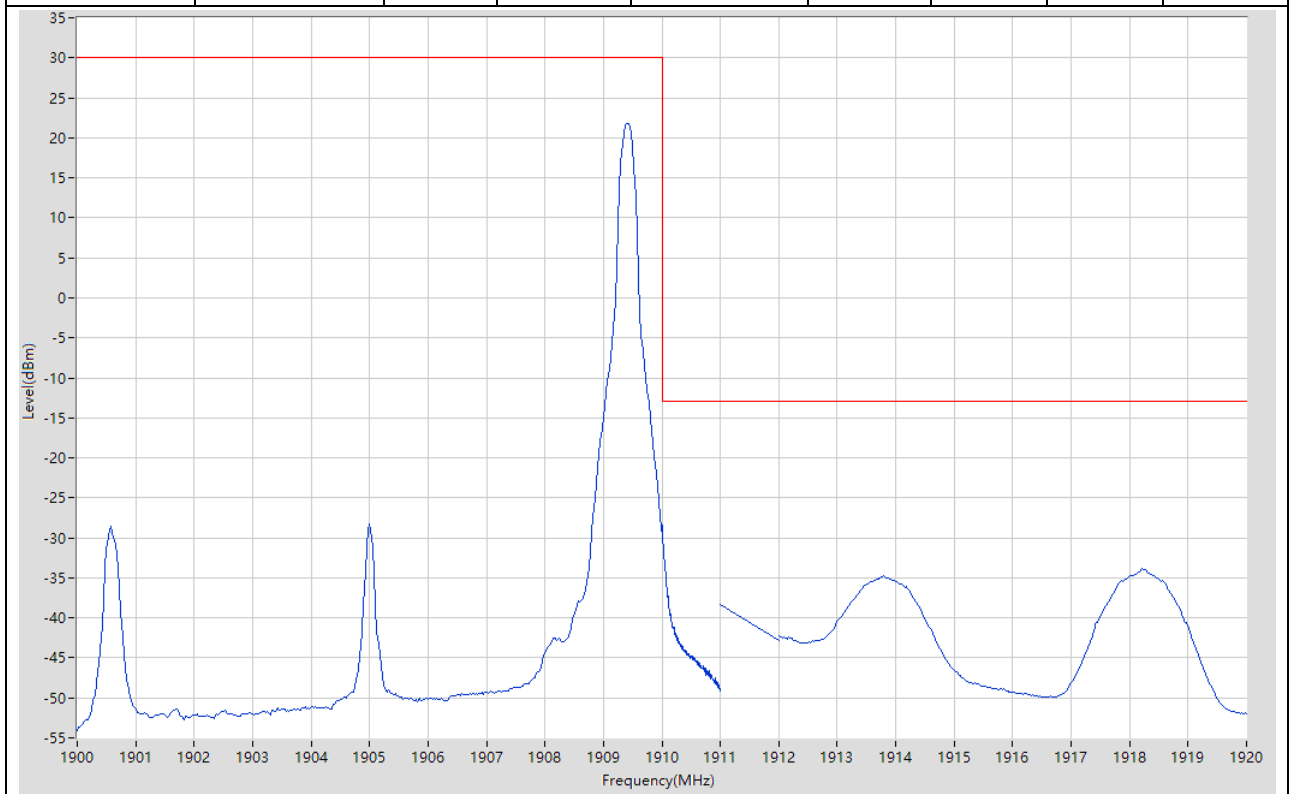
8.28. LTE Band Edge_Part22-24-27(NTNV)(Subtest:28, Channel:18650, Bandwidth:10, Modulation:Q16, RB Number: 50, RB Position:LOW)

Start Frequency (MHz)	Stop Frequency (MHz)	RBW (MHz)	Detector	Frequency (MHz)	Power (dBm)	Limit (dBm)	Verdict	Sweep Point
1840	1848	1	RMS	1847.94	-25.12	-13	Pass	401
1848	1849	1	RMS	1849	-24.62	-13	Pass	2
1849	1850	0.1	RMS	1850	-31.18	-13	Pass	401
1850	1860	0.1	RMS	1855.025	3.38	30	Pass	401



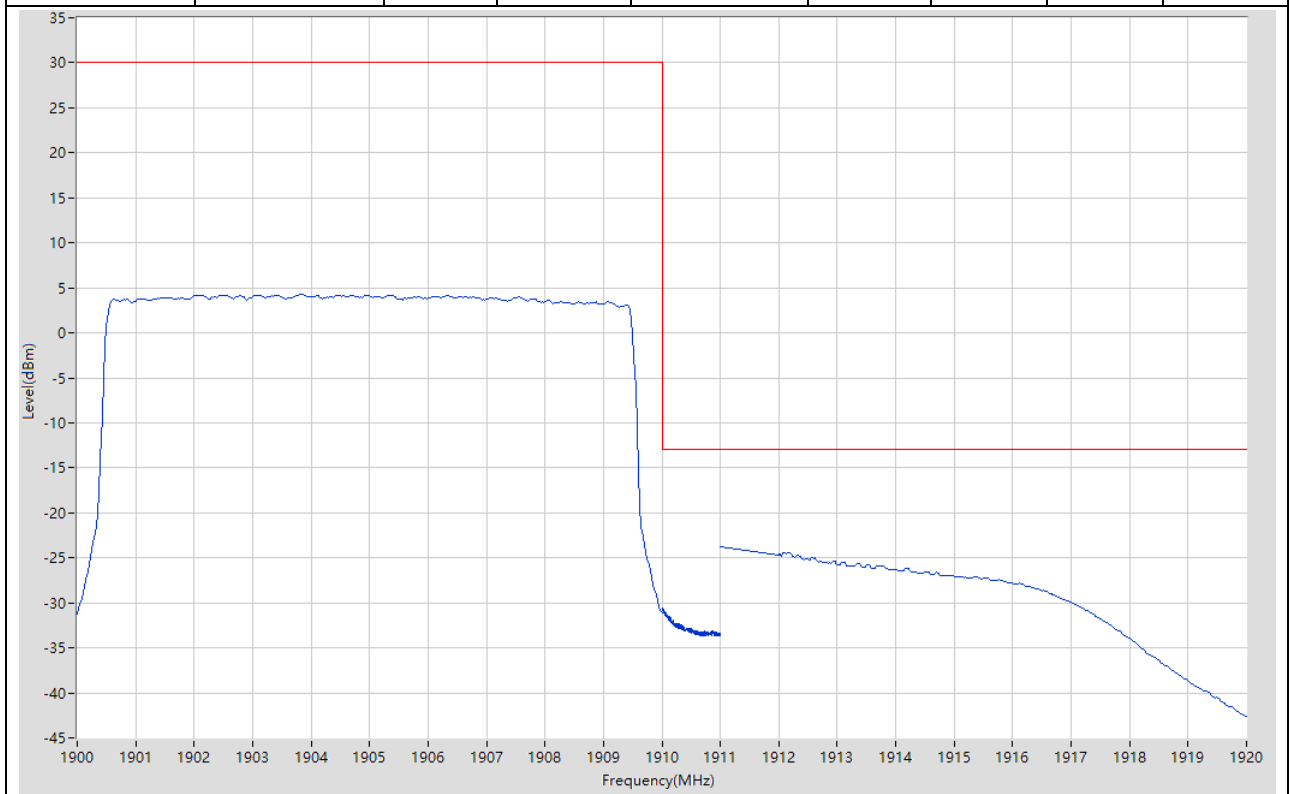
8.29. LTE Band Edge_Part22-24-27(NTNV)(Subtest:29, Channel:19150, Bandwidth:10, Modulation:QPSK, RB Number: 1, RB Position:HIGH)

Start Frequency (MHz)	Stop Frequency (MHz)	RBW (MHz)	Detector	Frequency (MHz)	Power (dBm)	Limit (dBm)	Verdict	Sweep Point
1900	1910	0.1	RMS	1909.425	21.76	30	Pass	401
1910	1911	0.1	RMS	1910	-28.41	-13	Pass	401
1911	1912	1	RMS	1911	-38.33	-13	Pass	2
1912	1920	1	RMS	1918.22	-33.89	-13	Pass	401



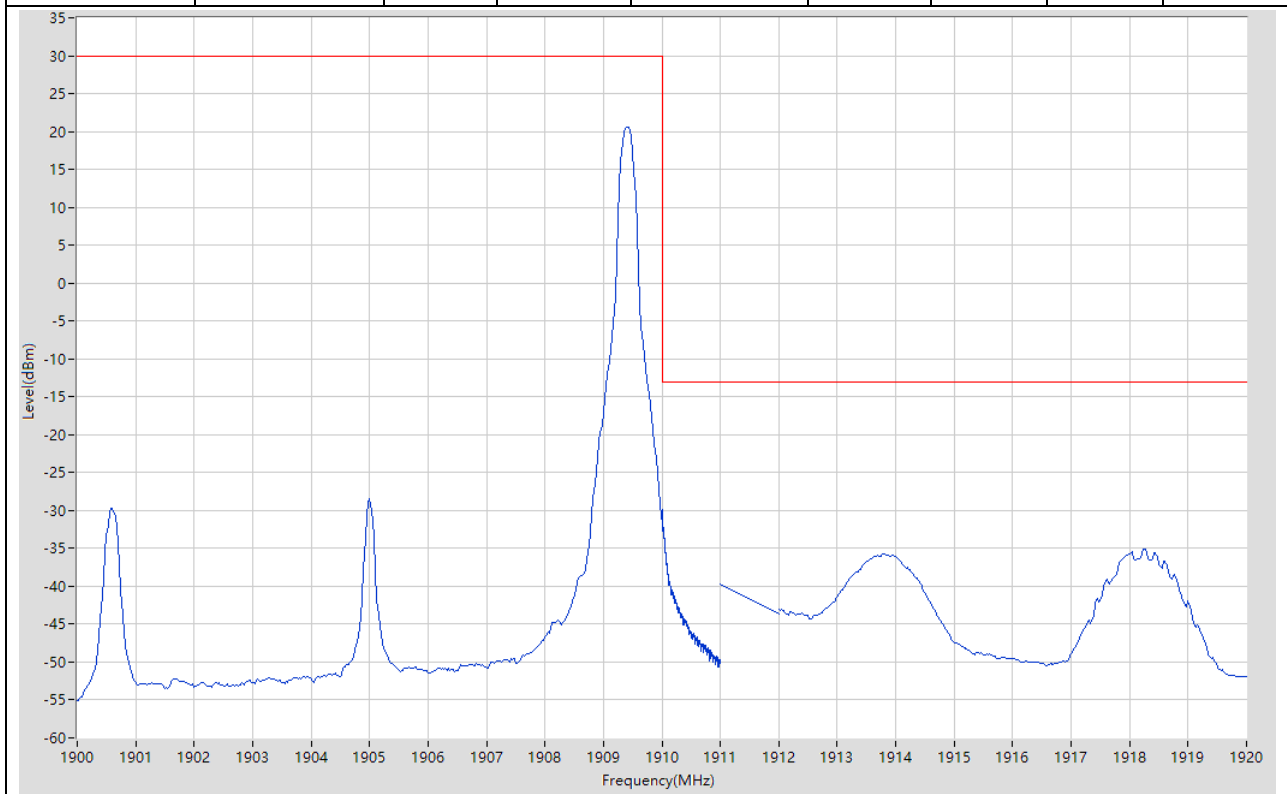
8.30. LTE Band Edge_Part22-24-27(NTNV)(Subtest:30, Channel:19150, Bandwidth:10, Modulation:QPSK, RB Number: 50, RB Position:HIGH)

Start Frequency (MHz)	Stop Frequency (MHz)	RBW (MHz)	Detector	Frequency (MHz)	Power (dBm)	Limit (dBm)	Verdict	Sweep Point
1900	1910	0.1	RMS	1903.825	4.29	30	Pass	401
1910	1911	0.1	RMS	1910.018	-30.62	-13	Pass	401
1911	1912	1	RMS	1911	-23.81	-13	Pass	2
1912	1920	1	RMS	1912.06	-24.42	-13	Pass	401



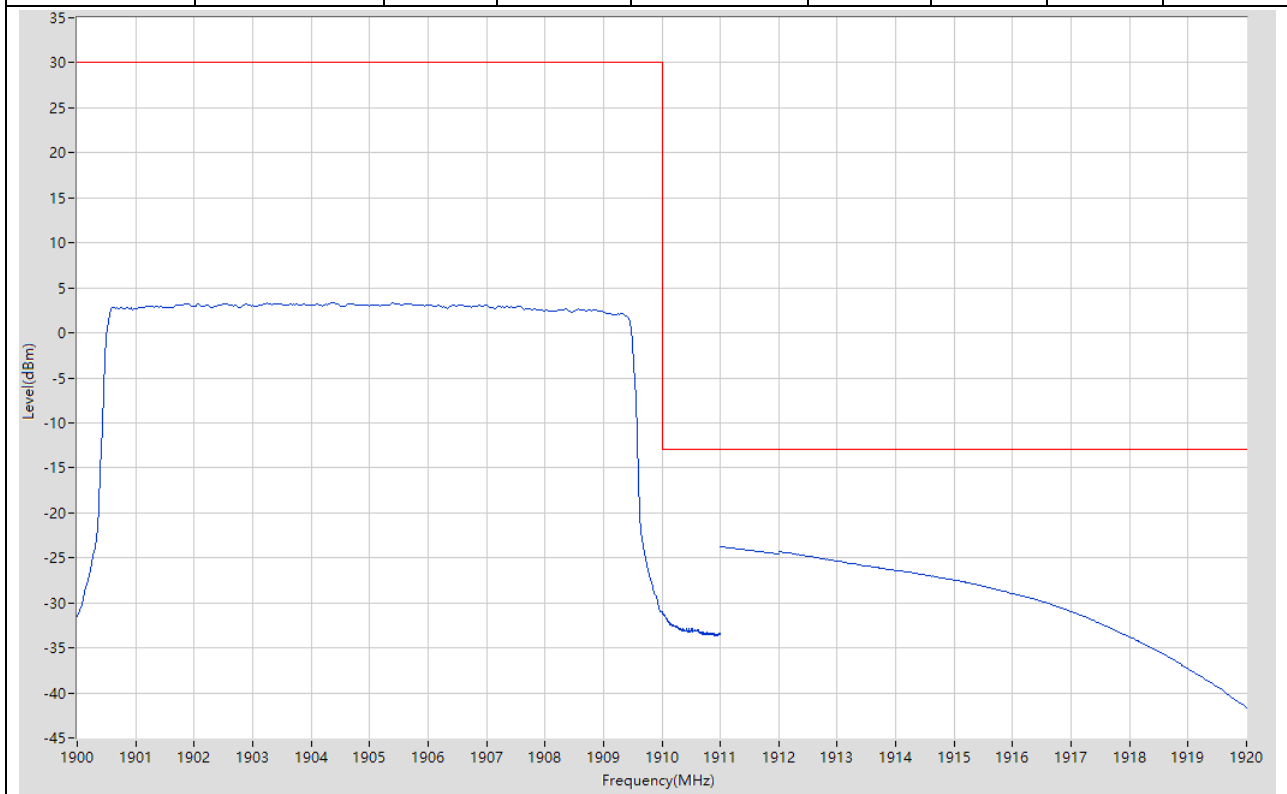
8.31. LTE Band Edge_Part22-24-27(NTNV)(Subtest:31, Channel:19150, Bandwidth:10, Modulation:Q16, RB Number: 1, RB Position:HIGH)

Start Frequency (MHz)	Stop Frequency (MHz)	RBW (MHz)	Detector	Frequency (MHz)	Power (dBm)	Limit (dBm)	Verdict	Sweep Point
1900	1910	0.1	RMS	1909.4	20.63	30	Pass	401
1910	1911	0.1	RMS	1910	-29.82	-13	Pass	401
1911	1912	1	RMS	1911	-39.73	-13	Pass	2
1912	1920	1	RMS	1918.24	-35.13	-13	Pass	401



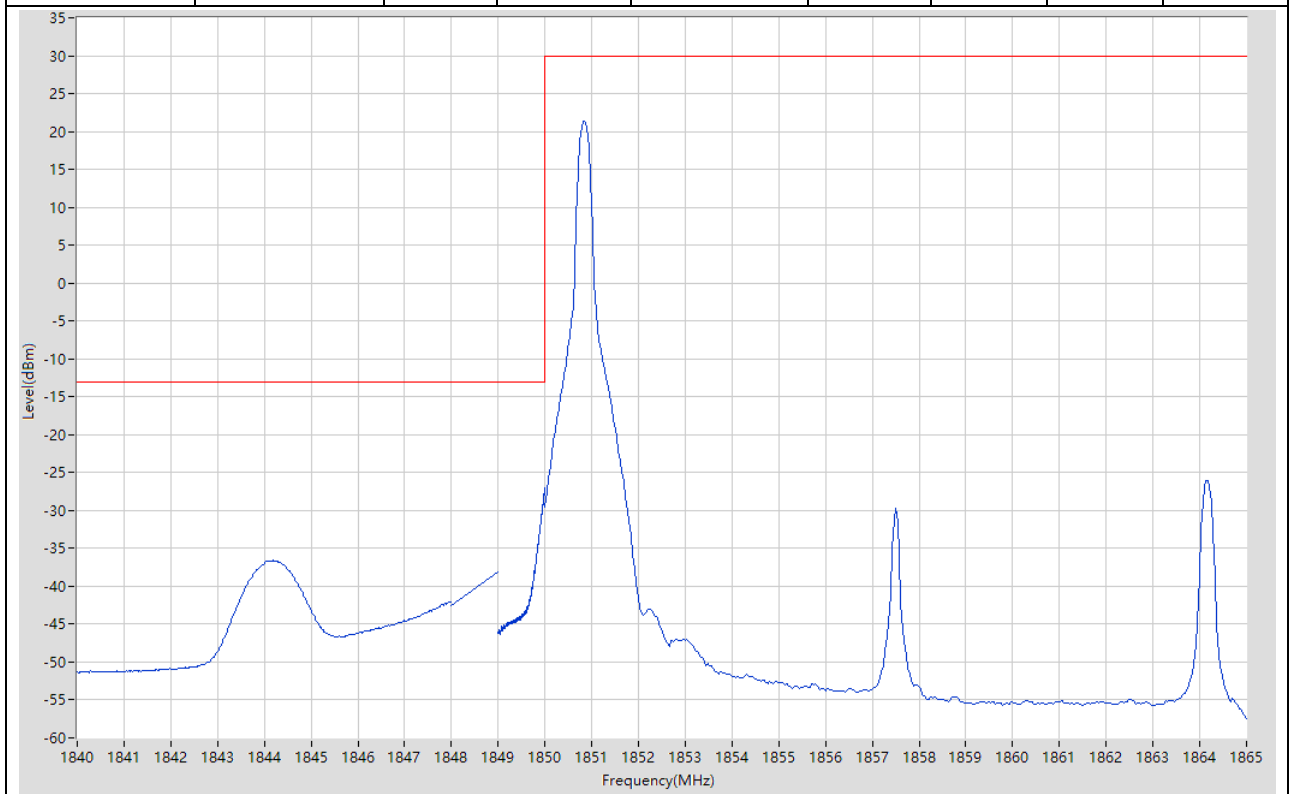
8.32. LTE Band Edge_Part22-24-27(NTNV)(Subtest:32, Channel:19150, Bandwidth:10, Modulation:Q16, RB Number: 50, RB Position:HIGH)

Start Frequency (MHz)	Stop Frequency (MHz)	RBW (MHz)	Detector	Frequency (MHz)	Power (dBm)	Limit (dBm)	Verdict	Sweep Point
1900	1910	0.1	RMS	1904.4	3.36	30	Pass	401
1910	1911	0.1	RMS	1910.003	-31.01	-13	Pass	401
1911	1912	1	RMS	1911	-23.75	-13	Pass	2
1912	1920	1	RMS	1912.02	-24.32	-13	Pass	401



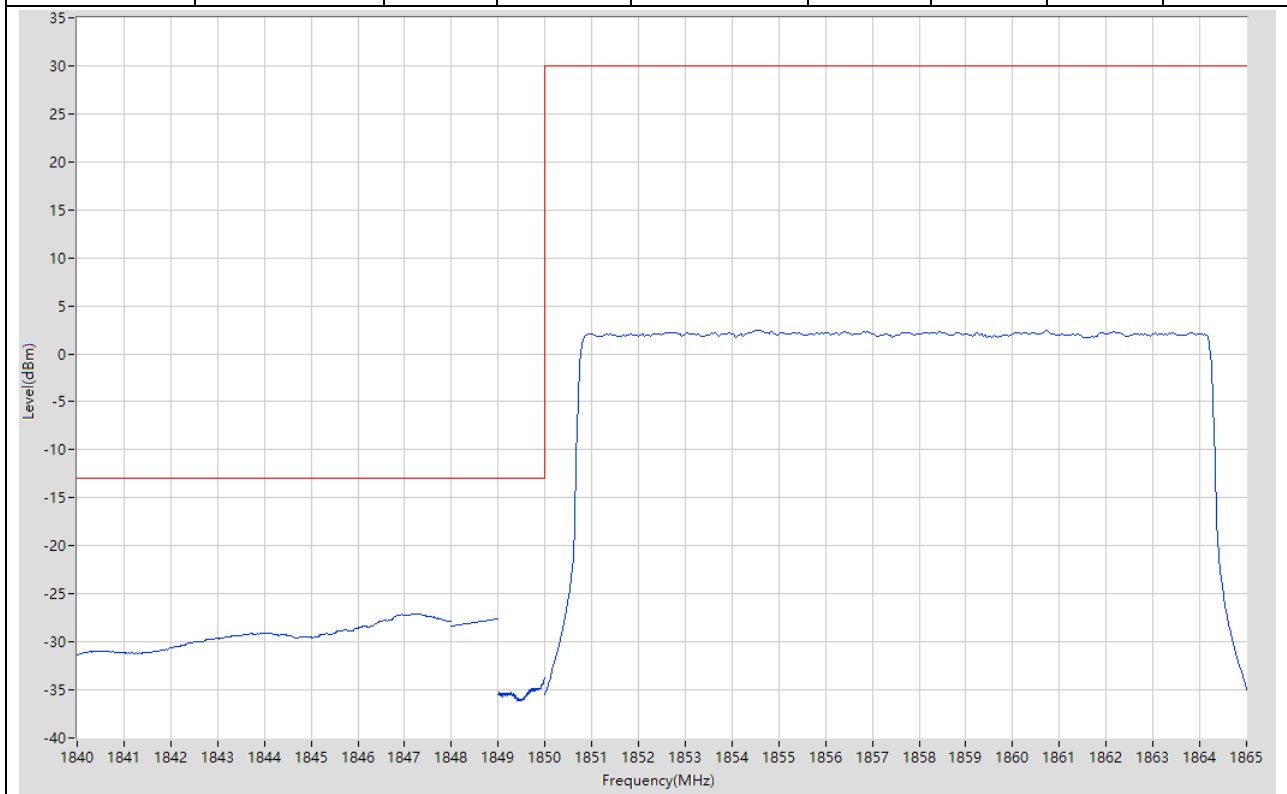
8.33. LTE Band Edge_Part22-24-27(NTNV)(Subtest:33, Channel:18675, Bandwidth:15, Modulation:QPSK, RB Number: 1, RB Position:LOW)

Start Frequency (MHz)	Stop Frequency (MHz)	RBW (MHz)	Detector	Frequency (MHz)	Power (dBm)	Limit (dBm)	Verdict	Sweep Point
1840	1848	1	RMS	1844.2	-36.58	-13	Pass	401
1848	1849	1	RMS	1849	-38.09	-13	Pass	2
1849	1850	0.15	RMS	1850	-27.02	-13	Pass	401
1850	1865	0.1	RMS	1850.825	21.43	30	Pass	401



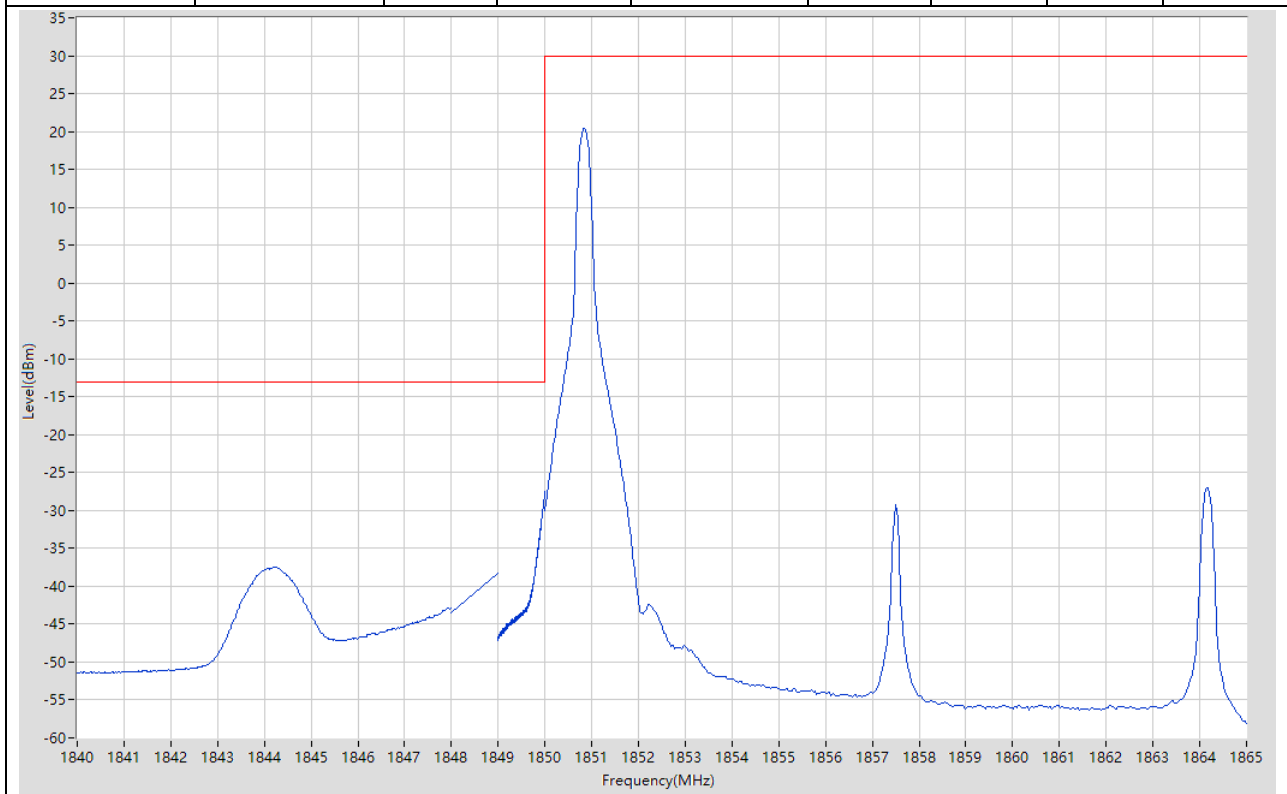
8.34. LTE Band Edge_Part22-24-27(NTNV)(Subtest:34, Channel:18675, Bandwidth:15, Modulation:QPSK, RB Number: 75, RB Position:LOW)

Start Frequency (MHz)	Stop Frequency (MHz)	RBW (MHz)	Detector	Frequency (MHz)	Power (dBm)	Limit (dBm)	Verdict	Sweep Point
1840	1848	1	RMS	1847.16	-27.06	-13	Pass	401
1848	1849	1	RMS	1849	-27.57	-13	Pass	2
1849	1850	0.15	RMS	1850	-33.8	-13	Pass	401
1850	1865	0.1	RMS	1854.575	2.47	30	Pass	401



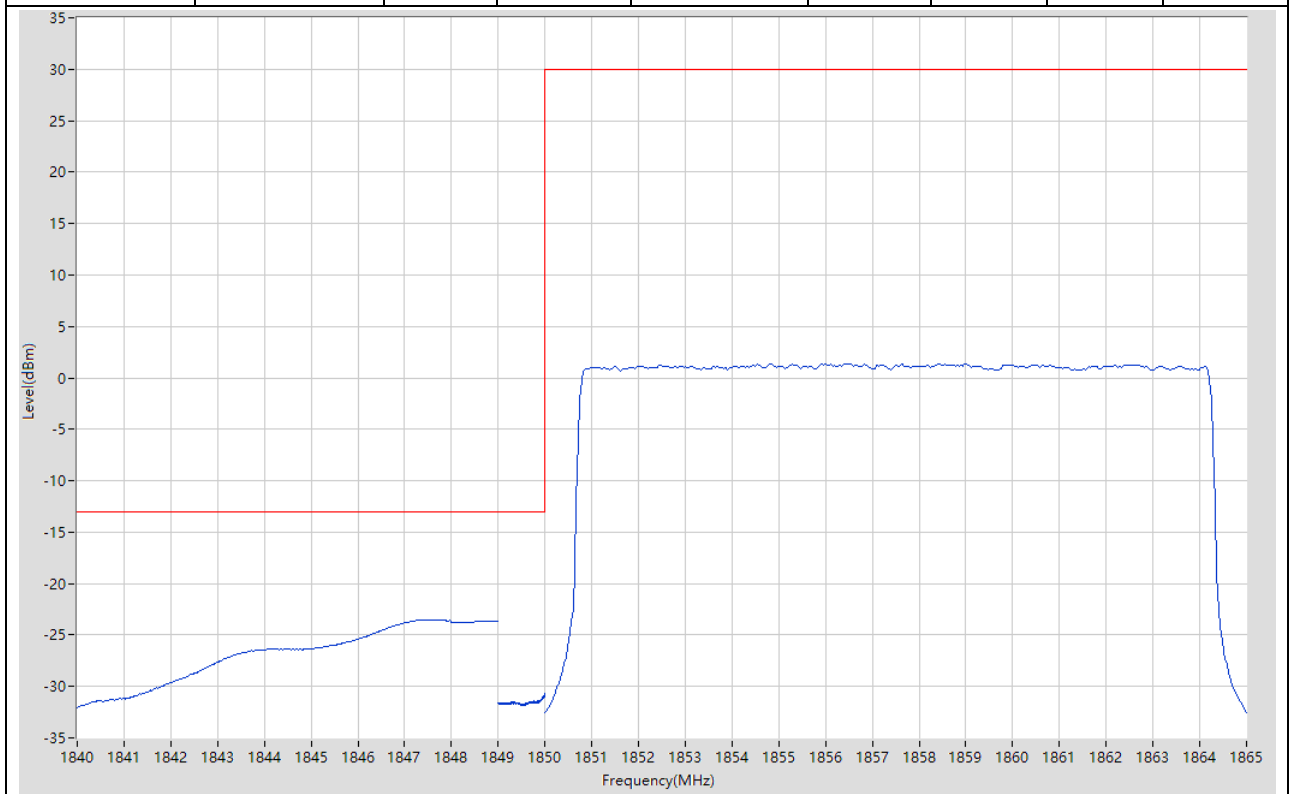
8.35. LTE Band Edge_Part22-24-27(NTNV)(Subtest:35, Channel:18675, Bandwidth:15, Modulation:Q16, RB Number: 1, RB Position:LOW)

Start Frequency (MHz)	Stop Frequency (MHz)	RBW (MHz)	Detector	Frequency (MHz)	Power (dBm)	Limit (dBm)	Verdict	Sweep Point
1840	1848	1	RMS	1844.2	-37.48	-13	Pass	401
1848	1849	1	RMS	1849	-38.31	-13	Pass	2
1849	1850	0.15	RMS	1849.998	-27.55	-13	Pass	401
1850	1865	0.1	RMS	1850.825	20.46	30	Pass	401



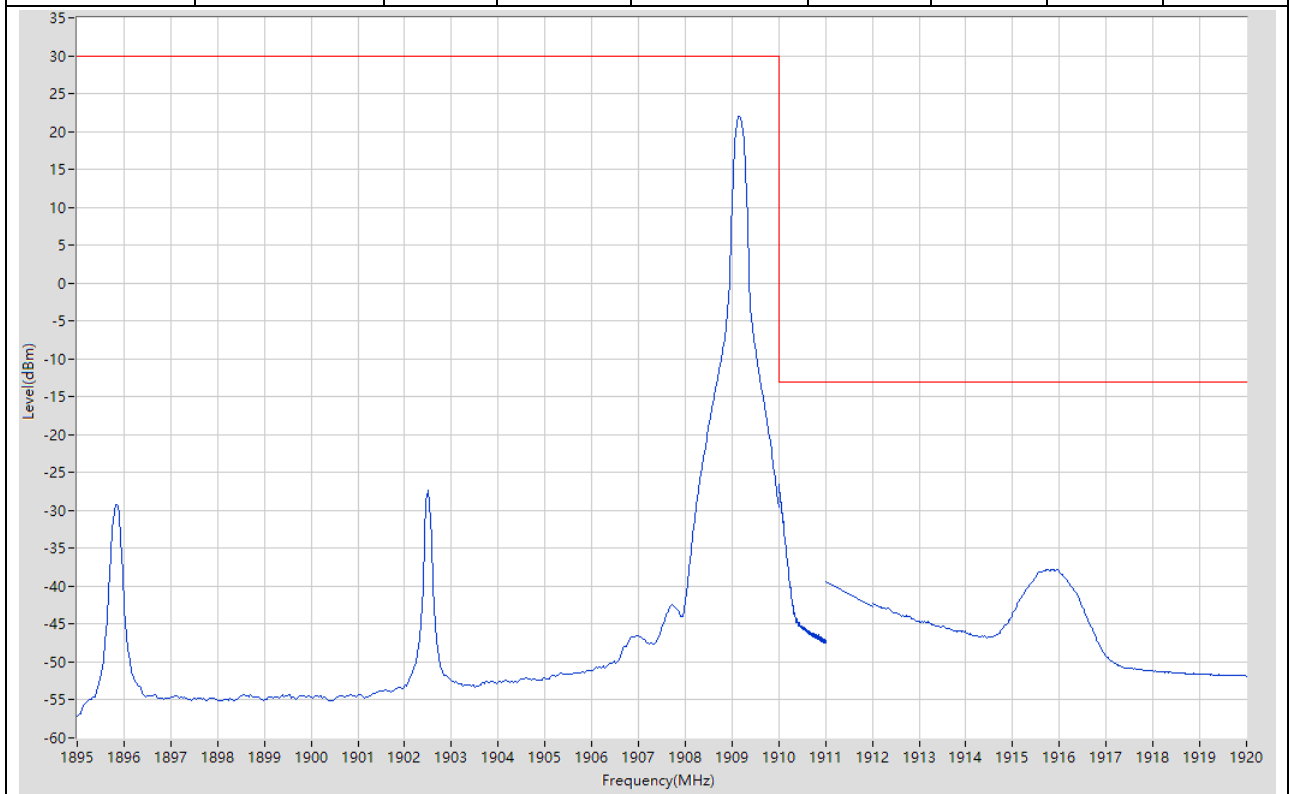
8.36. LTE Band Edge_Part22-24-27(NTNV)(Subtest:36, Channel:18675, Bandwidth:15, Modulation:Q16, RB Number: 75, RB Position:LOW)

Start Frequency (MHz)	Stop Frequency (MHz)	RBW (MHz)	Detector	Frequency (MHz)	Power (dBm)	Limit (dBm)	Verdict	Sweep Point
1840	1848	1	RMS	1847.32	-23.49	-13	Pass	401
1848	1849	1	RMS	1849	-23.61	-13	Pass	2
1849	1850	0.15	RMS	1849.995	-30.71	-13	Pass	401
1850	1865	0.1	RMS	1858.438	1.38	30	Pass	401



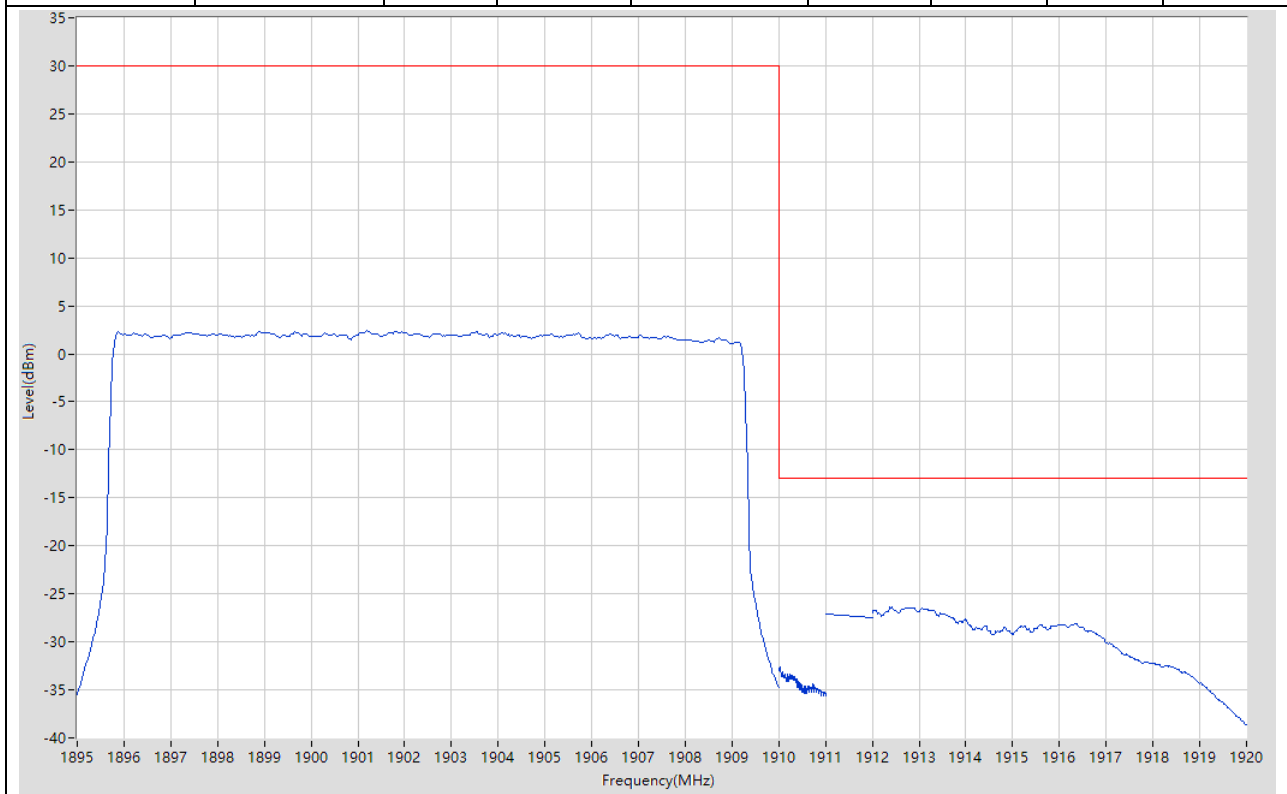
8.37. LTE Band Edge_Part22-24-27(NTNV)(Subtest:37, Channel:19125, Bandwidth:15, Modulation:QPSK, RB Number: 1, RB Position:HIGH)

Start Frequency (MHz)	Stop Frequency (MHz)	RBW (MHz)	Detector	Frequency (MHz)	Power (dBm)	Limit (dBm)	Verdict	Sweep Point
1895	1910	0.1	RMS	1909.138	21.96	30	Pass	401
1910	1911	0.15	RMS	1910	-26.46	-13	Pass	401
1911	1912	1	RMS	1911	-39.33	-13	Pass	2
1912	1920	1	RMS	1915.94	-37.72	-13	Pass	401



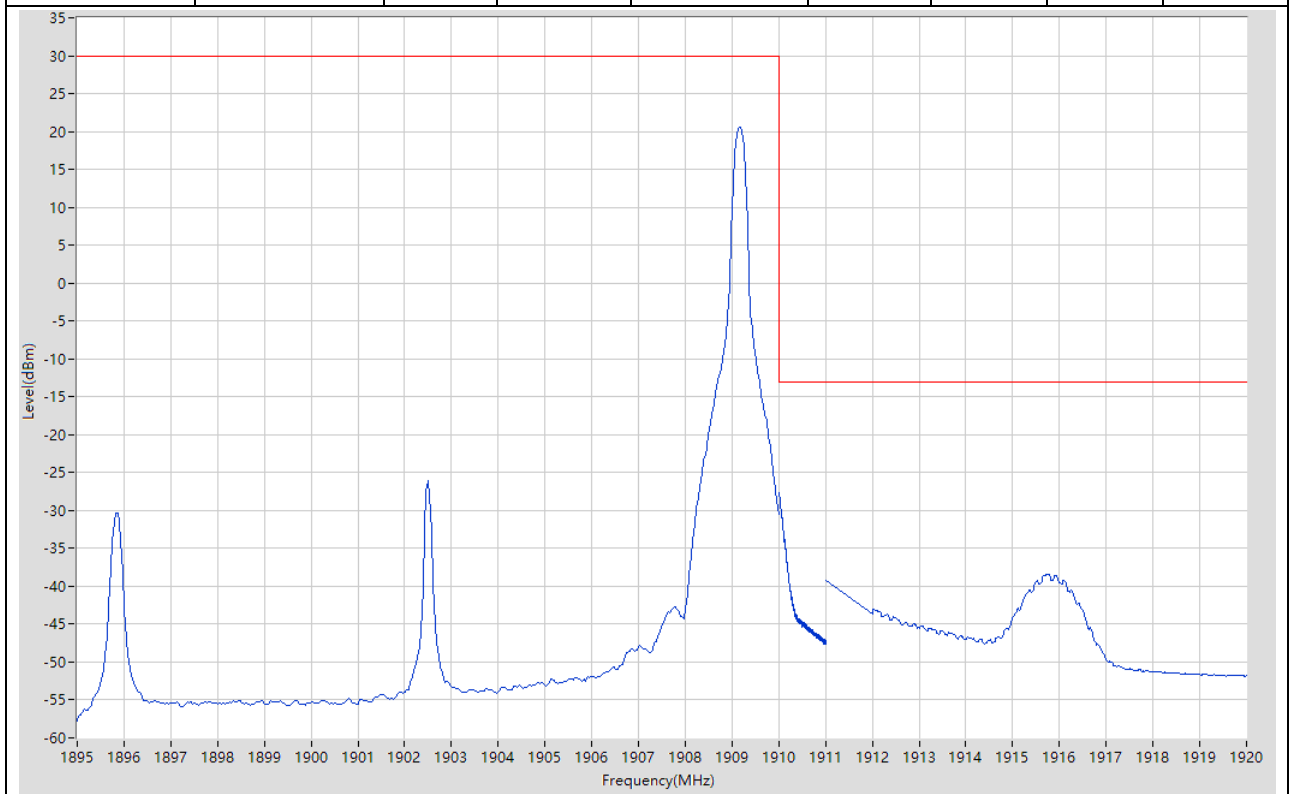
8.38. LTE Band Edge_Part22-24-27(NTNV)(Subtest:38, Channel:19125, Bandwidth:15, Modulation:QPSK, RB Number: 75, RB Position:HIGH)

Start Frequency (MHz)	Stop Frequency (MHz)	RBW (MHz)	Detector	Frequency (MHz)	Power (dBm)	Limit (dBm)	Verdict	Sweep Point
1895	1910	0.1	RMS	1901.188	2.39	30	Pass	401
1910	1911	0.15	RMS	1910.023	-32.61	-13	Pass	401
1911	1912	1	RMS	1911	-27.06	-13	Pass	2
1912	1920	1	RMS	1912.42	-26.39	-13	Pass	401



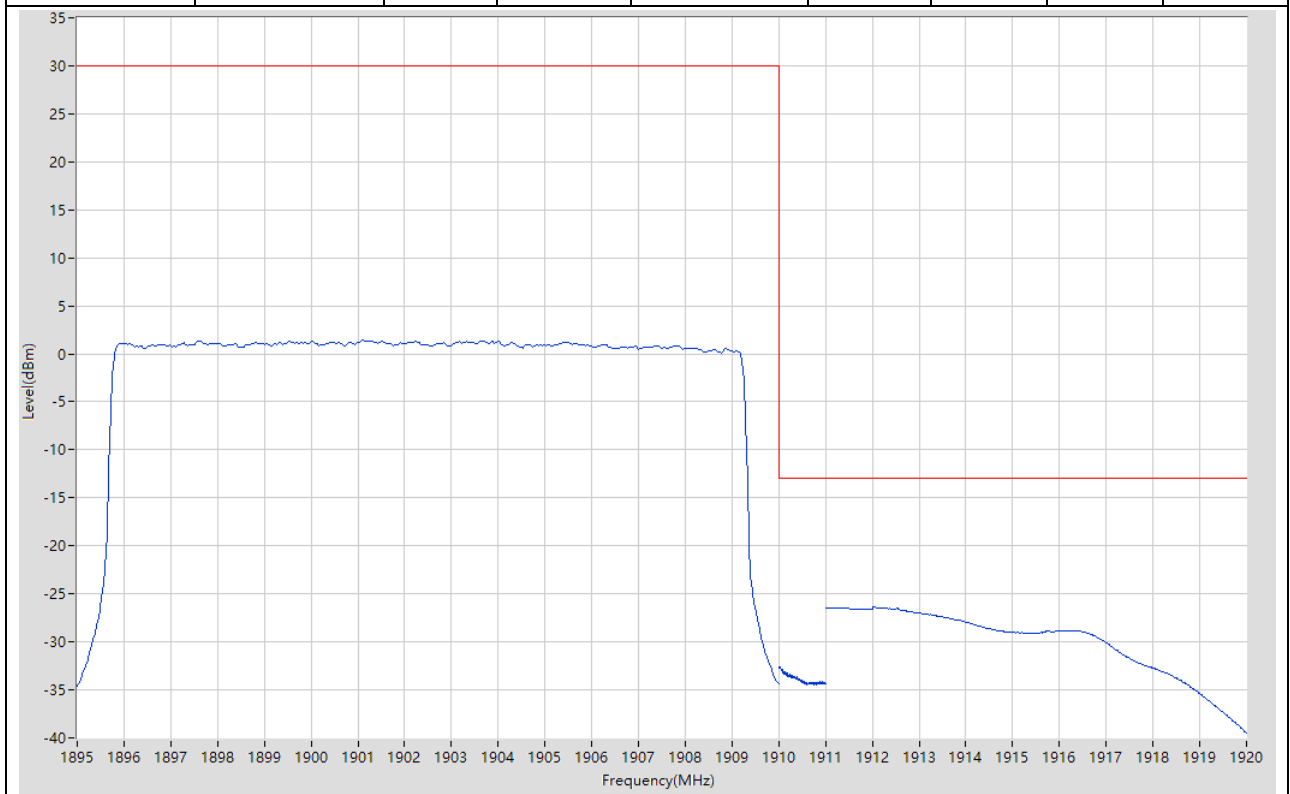
8.39. LTE Band Edge_Part22-24-27(NTNV)(Subtest:39, Channel:19125, Bandwidth:15, Modulation:Q16, RB Number: 1, RB Position:HIGH)

Start Frequency (MHz)	Stop Frequency (MHz)	RBW (MHz)	Detector	Frequency (MHz)	Power (dBm)	Limit (dBm)	Verdict	Sweep Point
1895	1910	0.1	RMS	1909.175	20.49	30	Pass	401
1910	1911	0.15	RMS	1910	-27.66	-13	Pass	401
1911	1912	1	RMS	1911	-39.27	-13	Pass	2
1912	1920	1	RMS	1915.78	-38.44	-13	Pass	401



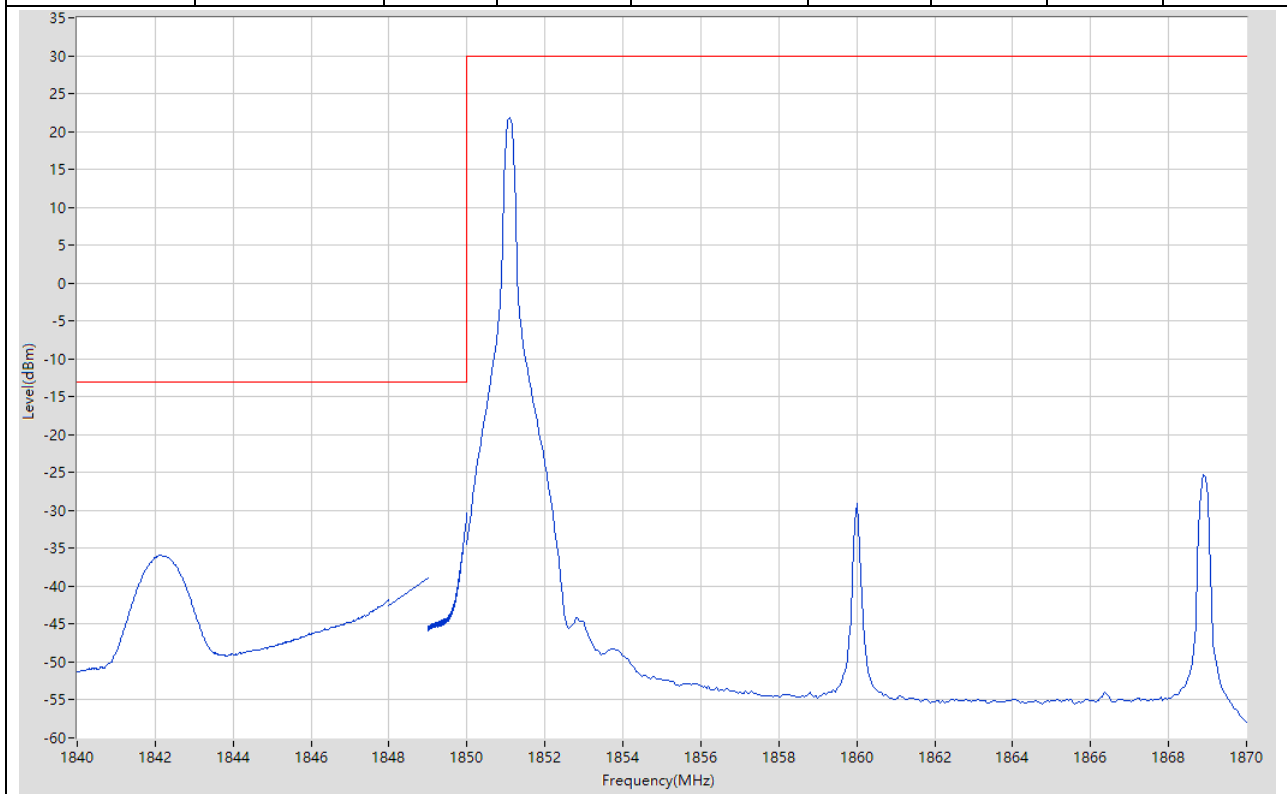
8.40. LTE Band Edge_Part22-24-27(NTNV)(Subtest:40, Channel:19125, Bandwidth:15, Modulation:Q16, RB Number: 75, RB Position:HIGH)

Start Frequency (MHz)	Stop Frequency (MHz)	RBW (MHz)	Detector	Frequency (MHz)	Power (dBm)	Limit (dBm)	Verdict	Sweep Point
1895	1910	0.1	RMS	1901.113	1.43	30	Pass	401
1910	1911	0.15	RMS	1910	-32.57	-13	Pass	401
1911	1912	1	RMS	1911	-26.45	-13	Pass	2
1912	1920	1	RMS	1912.06	-26.39	-13	Pass	401



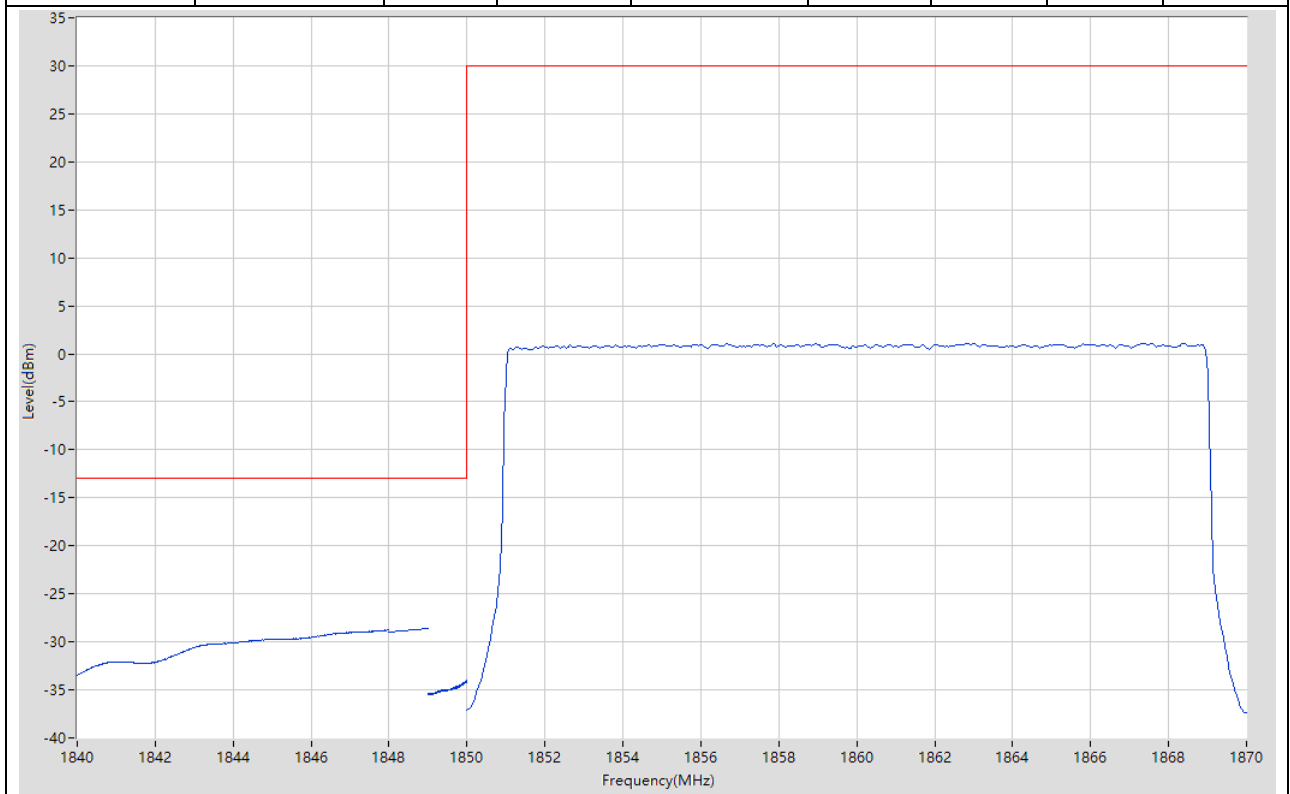
8.41. LTE Band Edge_Part22-24-27(NTNV)(Subtest:41, Channel:18700, Bandwidth:20, Modulation:QPSK, RB Number: 1, RB Position:LOW)

Start Frequency (MHz)	Stop Frequency (MHz)	RBW (MHz)	Detector	Frequency (MHz)	Power (dBm)	Limit (dBm)	Verdict	Sweep Point
1840	1848	1	RMS	1842.16	-35.91	-13	Pass	401
1848	1849	1	RMS	1849	-38.93	-13	Pass	2
1849	1850	0.2	RMS	1849.998	-30.35	-13	Pass	401
1850	1870	0.1	RMS	1851.1	21.86	30	Pass	401



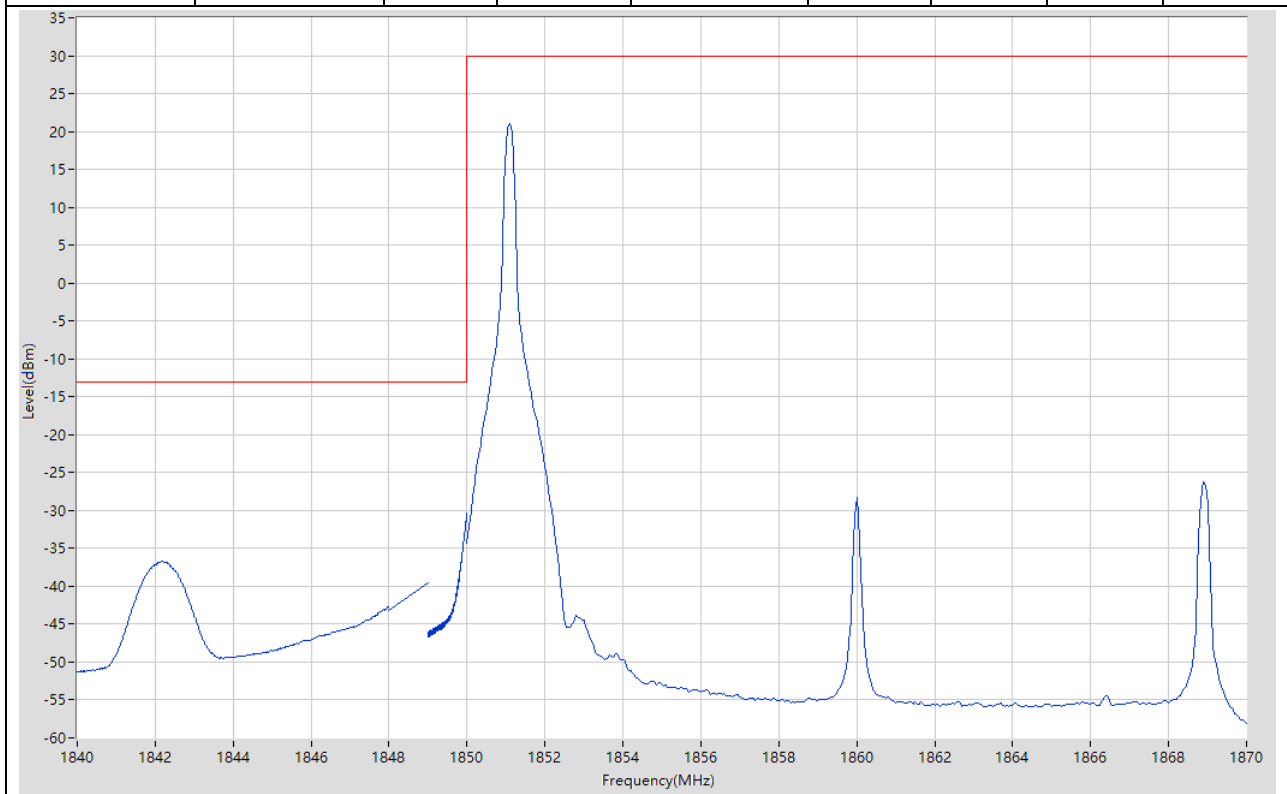
8.42. LTE Band Edge_Part22-24-27(NTNV)(Subtest:42, Channel:18700, Bandwidth:20, Modulation:QPSK, RB Number: 100, RB Position:LOW)

Start Frequency (MHz)	Stop Frequency (MHz)	RBW (MHz)	Detector	Frequency (MHz)	Power (dBm)	Limit (dBm)	Verdict	Sweep Point
1840	1848	1	RMS	1847.96	-28.76	-13	Pass	401
1848	1849	1	RMS	1849	-28.57	-13	Pass	2
1849	1850	0.2	RMS	1849.998	-34.01	-13	Pass	401
1850	1870	0.1	RMS	1867.6	1.12	30	Pass	401



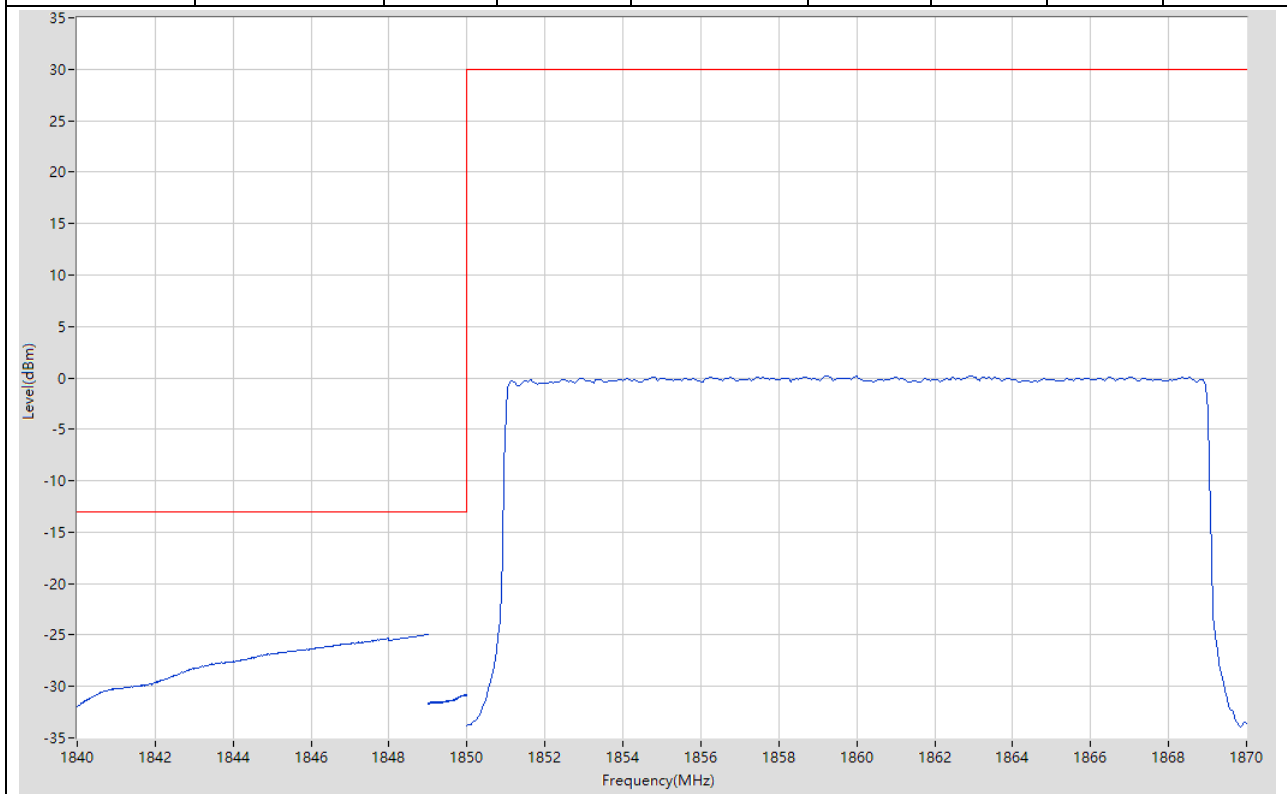
8.43. LTE Band Edge_Part22-24-27(NTNV)(Subtest:43, Channel:18700, Bandwidth:20, Modulation:Q16, RB Number: 1, RB Position:LOW)

Start Frequency (MHz)	Stop Frequency (MHz)	RBW (MHz)	Detector	Frequency (MHz)	Power (dBm)	Limit (dBm)	Verdict	Sweep Point
1840	1848	1	RMS	1842.18	-36.7	-13	Pass	401
1848	1849	1	RMS	1849	-39.59	-13	Pass	2
1849	1850	0.2	RMS	1849.998	-30.42	-13	Pass	401
1850	1870	0.1	RMS	1851.1	20.98	30	Pass	401



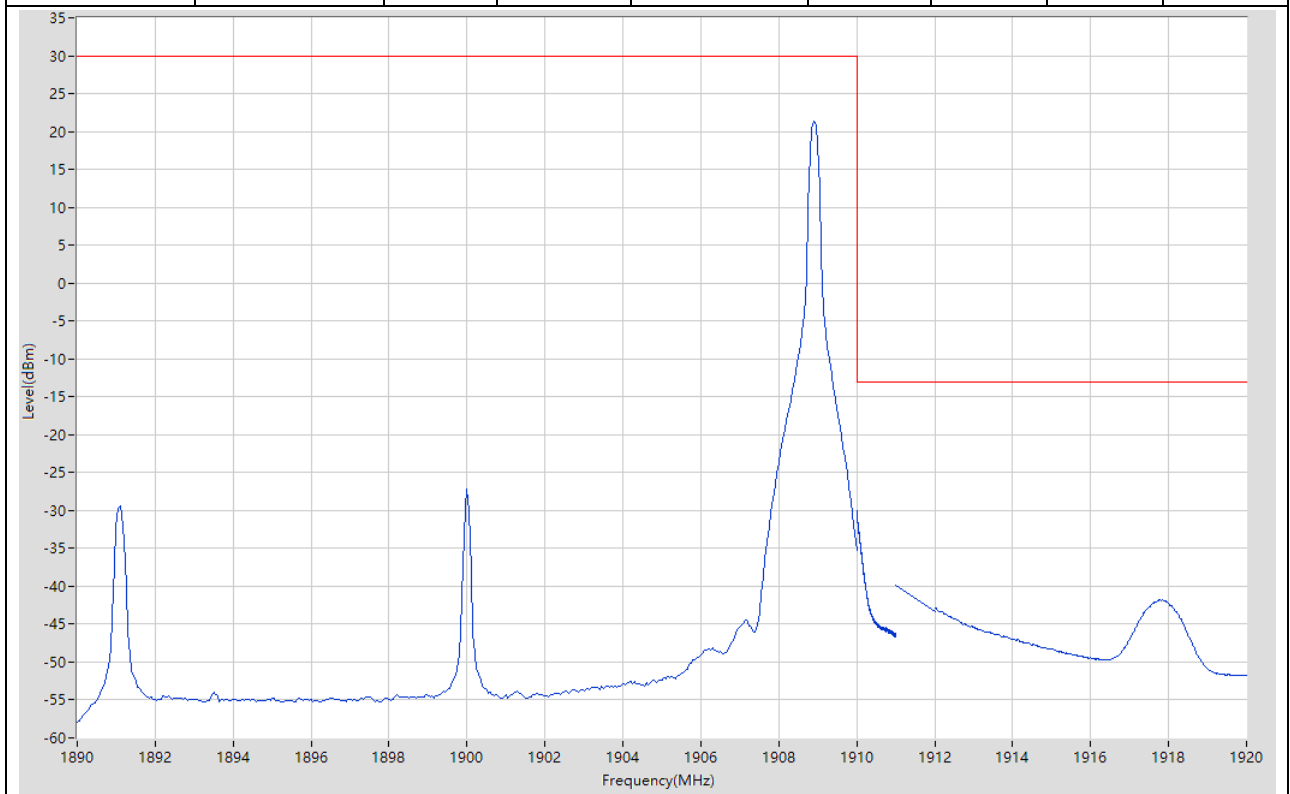
8.44. LTE Band Edge_Part22-24-27(NTNV)(Subtest:44, Channel:18700, Bandwidth:20, Modulation:Q16, RB Number: 100, RB Position:LOW)

Start Frequency (MHz)	Stop Frequency (MHz)	RBW (MHz)	Detector	Frequency (MHz)	Power (dBm)	Limit (dBm)	Verdict	Sweep Point
1840	1848	1	RMS	1848	-25.3	-13	Pass	401
1848	1849	1	RMS	1849	-24.9	-13	Pass	2
1849	1850	0.2	RMS	1849.995	-30.77	-13	Pass	401
1850	1870	0.1	RMS	1860	0.18	30	Pass	401



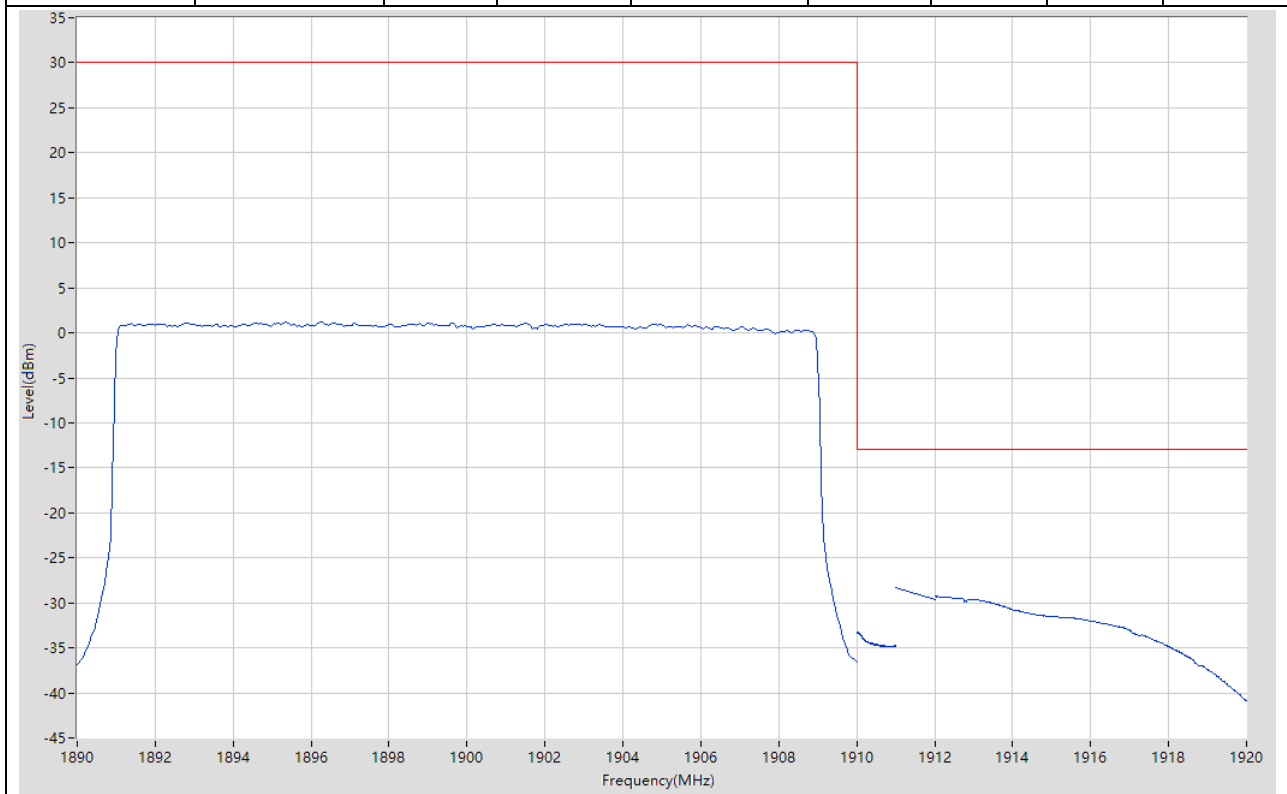
8.45. LTE Band Edge_Part22-24-27(NTNV)(Subtest:45, Channel:19100, Bandwidth:20, Modulation:QPSK, RB Number: 1, RB Position:HIGH)

Start Frequency (MHz)	Stop Frequency (MHz)	RBW (MHz)	Detector	Frequency (MHz)	Power (dBm)	Limit (dBm)	Verdict	Sweep Point
1890	1910	0.1	RMS	1908.9	21.37	30	Pass	401
1910	1911	0.2	RMS	1910	-30.04	-13	Pass	401
1911	1912	1	RMS	1911	-39.94	-13	Pass	2
1912	1920	1	RMS	1917.84	-41.81	-13	Pass	401



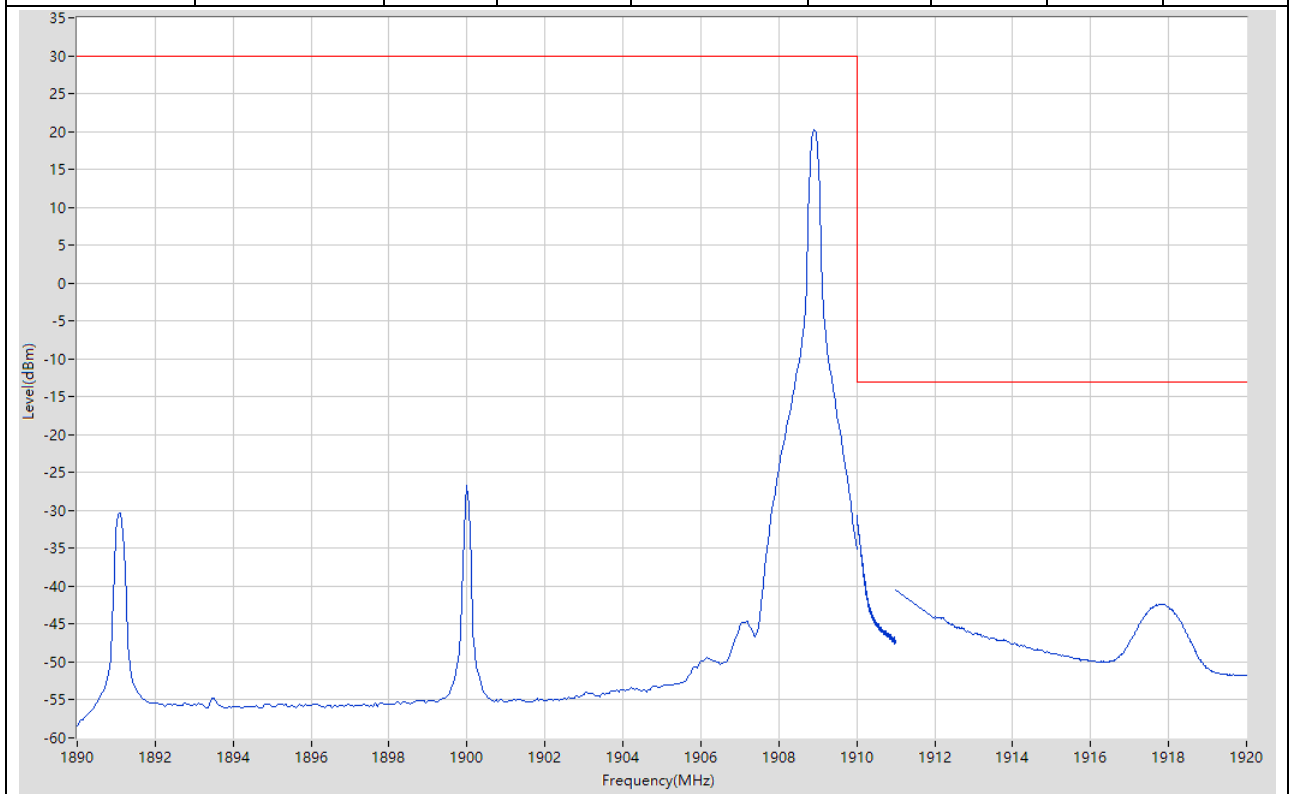
8.46. LTE Band Edge_Part22-24-27(NTNV)(Subtest:46, Channel:19100, Bandwidth:20, Modulation:QPSK, RB Number: 100, RB Position:HIGH)

Start Frequency (MHz)	Stop Frequency (MHz)	RBW (MHz)	Detector	Frequency (MHz)	Power (dBm)	Limit (dBm)	Verdict	Sweep Point
1890	1910	0.1	RMS	1895.35	1.19	30	Pass	401
1910	1911	0.2	RMS	1910	-33.19	-13	Pass	401
1911	1912	1	RMS	1911	-28.27	-13	Pass	2
1912	1920	1	RMS	1912	-29.25	-13	Pass	401



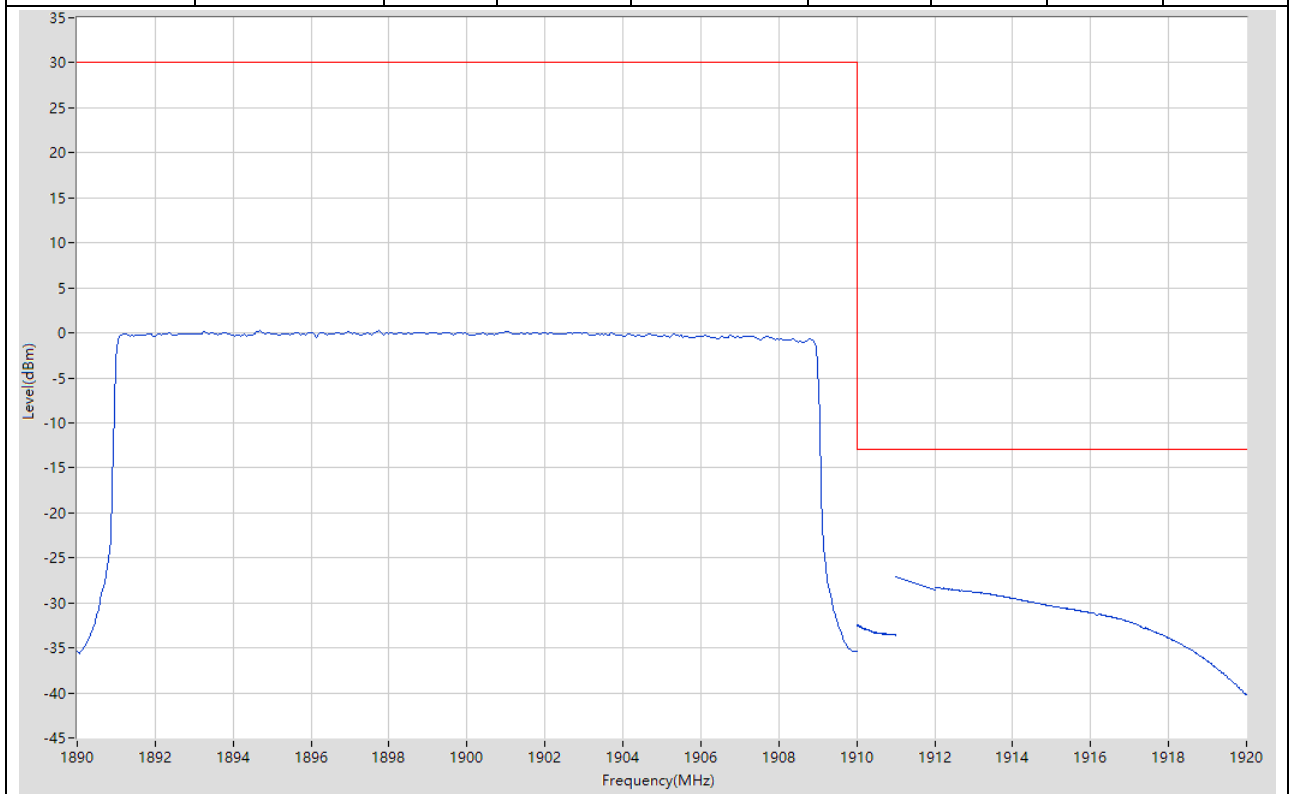
8.47. LTE Band Edge_Part22-24-27(NTNV)(Subtest:47, Channel:19100, Bandwidth:20, Modulation:Q16, RB Number: 1, RB Position:HIGH)

Start Frequency (MHz)	Stop Frequency (MHz)	RBW (MHz)	Detector	Frequency (MHz)	Power (dBm)	Limit (dBm)	Verdict	Sweep Point
1890	1910	0.1	RMS	1908.9	20.26	30	Pass	401
1910	1911	0.2	RMS	1910.003	-30.69	-13	Pass	401
1911	1912	1	RMS	1911	-40.48	-13	Pass	2
1912	1920	1	RMS	1917.84	-42.34	-13	Pass	401



8.48. LTE Band Edge_Part22-24-27(NTNV)(Subtest:48, Channel:19100, Bandwidth:20, Modulation:Q16, RB Number: 100, RB Position:HIGH)

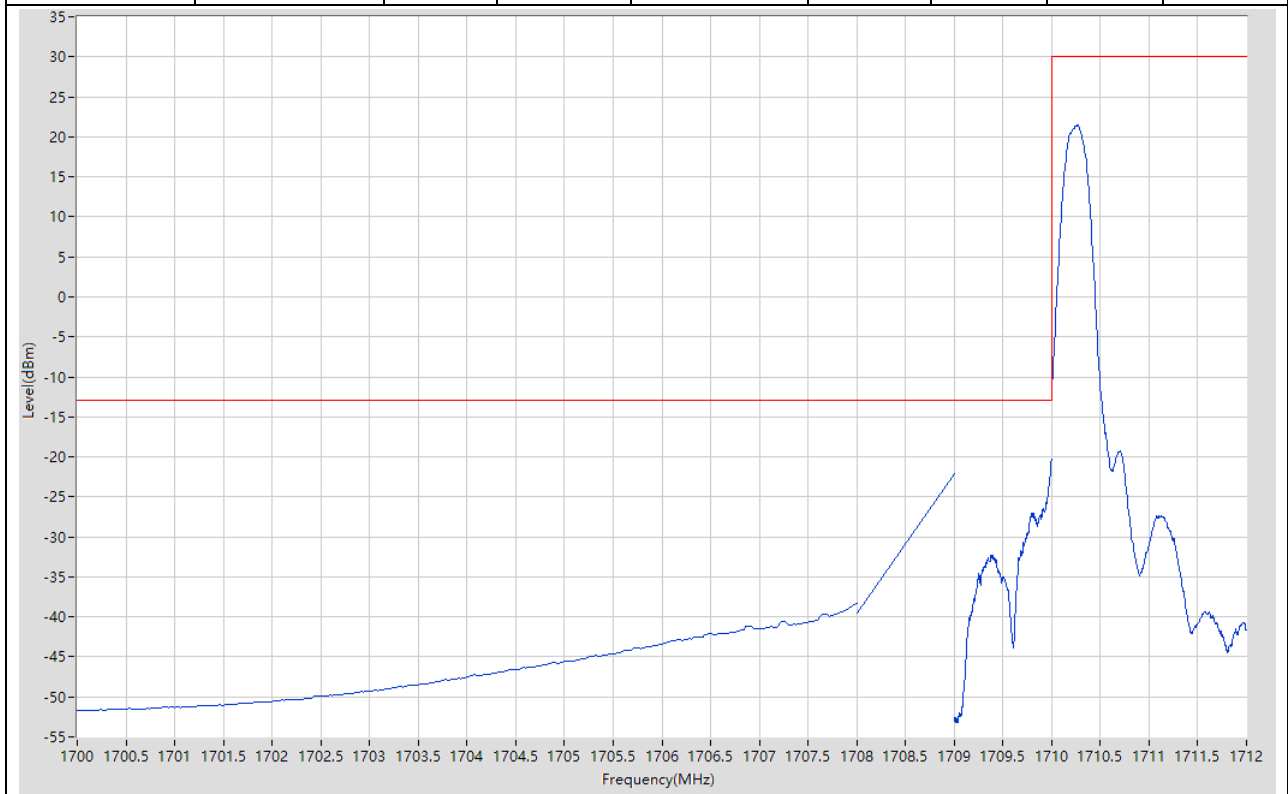
Start Frequency (MHz)	Stop Frequency (MHz)	RBW (MHz)	Detector	Frequency (MHz)	Power (dBm)	Limit (dBm)	Verdict	Sweep Point
1890	1910	0.1	RMS	1894.7	0.23	30	Pass	401
1910	1911	0.2	RMS	1910.005	-32.39	-13	Pass	401
1911	1912	1	RMS	1911	-27.07	-13	Pass	2
1912	1920	1	RMS	1912.06	-28.26	-13	Pass	401



9. LTE_Band4

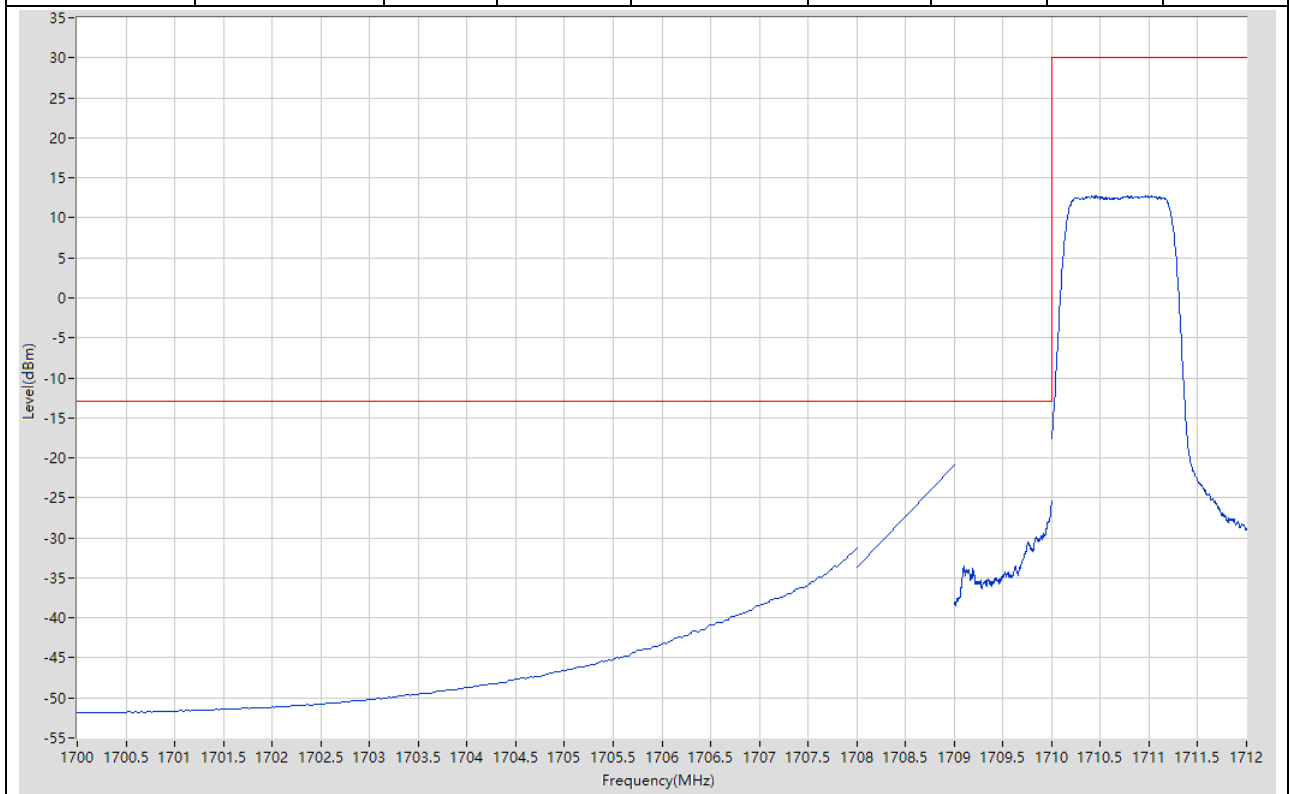
9.1. LTE Band Edge_Part22-24-27(NTNV)(Subtest:1, Channel:19957, Bandwidth:1.4, Modulation:QPSK, RB Number: 1, RB Position:LOW)

Start Frequency (MHz)	Stop Frequency (MHz)	RBW (MHz)	Detector	Frequency (MHz)	Power (dBm)	Limit (dBm)	Verdict	Sweep Point
1700	1708	1	RMS	1708	-38.27	-13	Pass	401
1708	1709	1	RMS	1709	-22.14	-13	Pass	2
1709	1710	0.02	RMS	1710	-20.22	-13	Pass	401
1710	1712	0.1	RMS	1710.26	21.52	30	Pass	401



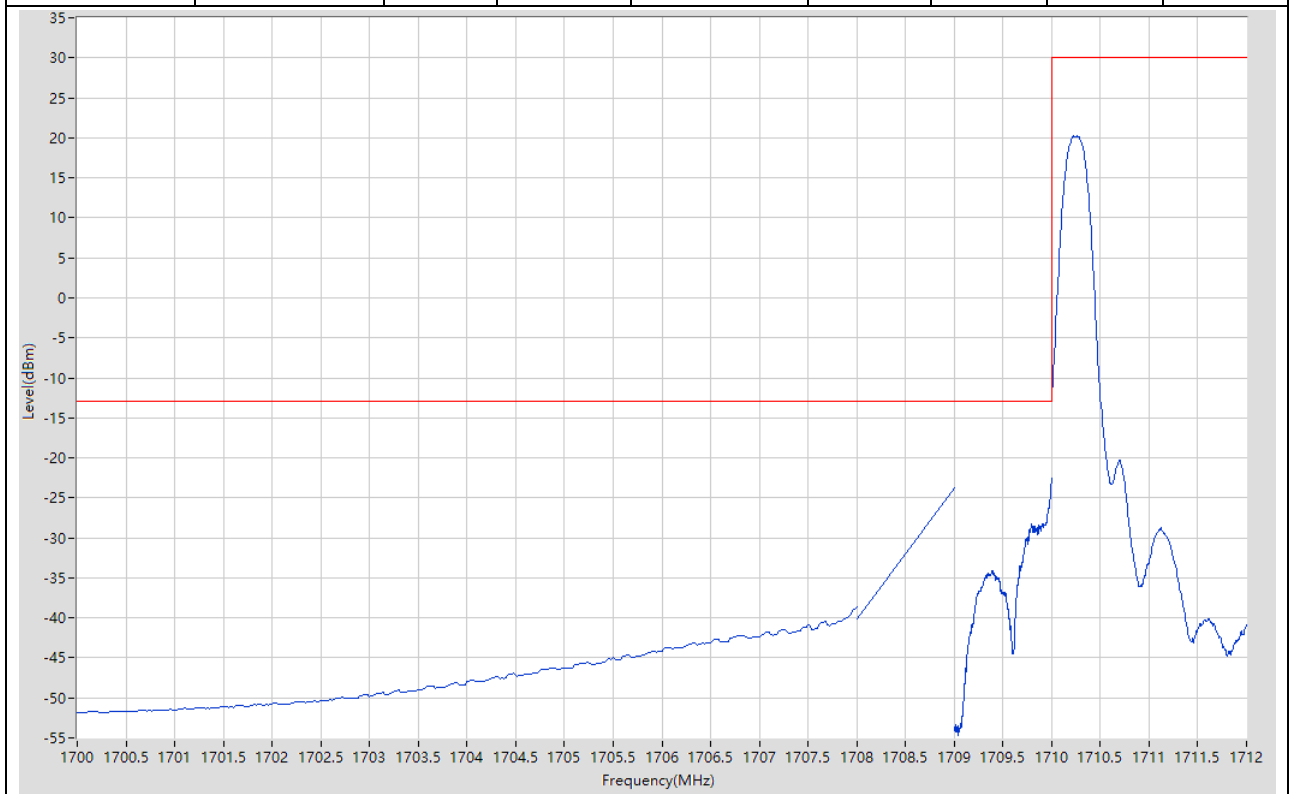
9.2. LTE Band Edge_Part22-24-27(NTNV)(Subtest:2, Channel:19957, Bandwidth:1.4, Modulation:QPSK, RB Number: 6, RB Position:LOW)

Start Frequency (MHz)	Stop Frequency (MHz)	RBW (MHz)	Detector	Frequency (MHz)	Power (dBm)	Limit (dBm)	Verdict	Sweep Point
1700	1708	1	RMS	1708	-31.31	-13	Pass	401
1708	1709	1	RMS	1709	-20.84	-13	Pass	2
1709	1710	0.02	RMS	1710	-25.47	-13	Pass	401
1710	1712	0.1	RMS	1710.775	12.72	30	Pass	401



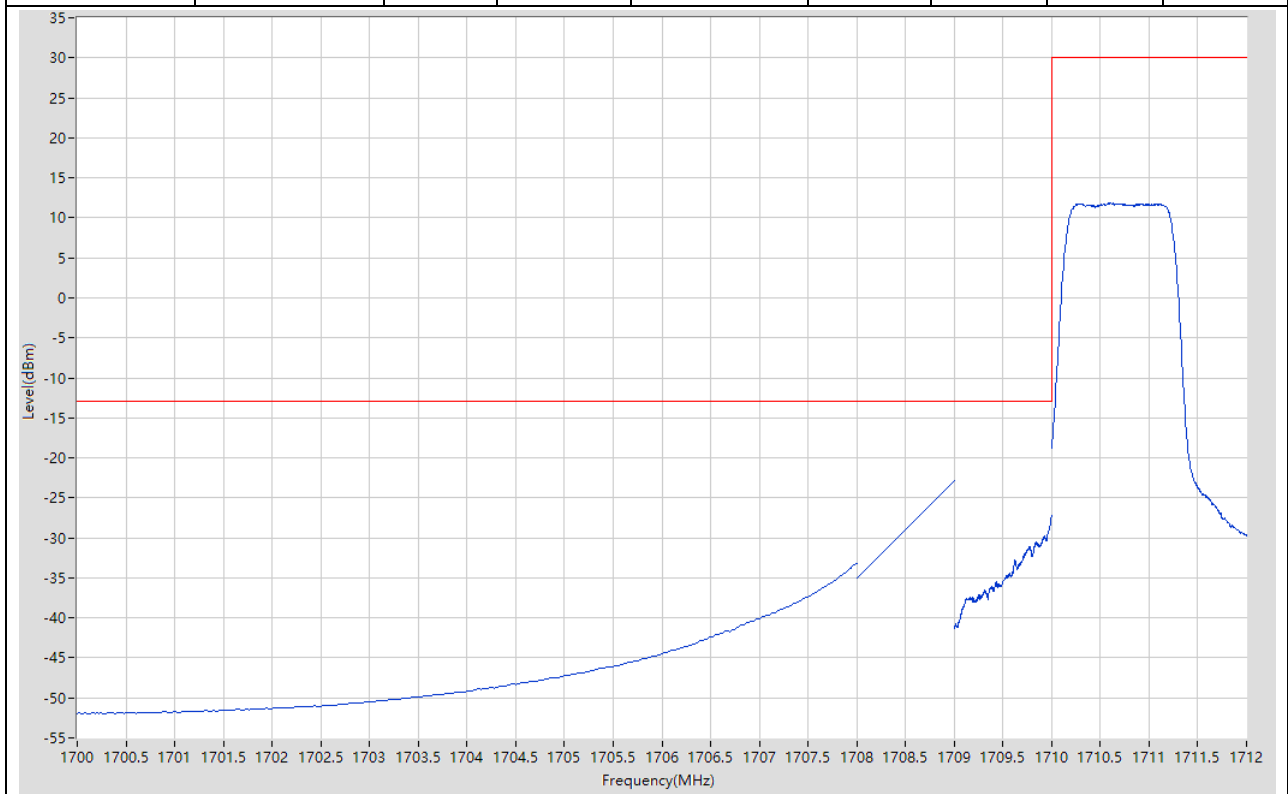
9.3. LTE Band Edge_Part22-24-27(NTNV)(Subtest:3, Channel:19957, Bandwidth:1.4, Modulation:Q16, RB Number: 1, RB Position:LOW)

Start Frequency (MHz)	Stop Frequency (MHz)	RBW (MHz)	Detector	Frequency (MHz)	Power (dBm)	Limit (dBm)	Verdict	Sweep Point
1700	1708	1	RMS	1708	-38.69	-13	Pass	401
1708	1709	1	RMS	1709	-23.8	-13	Pass	2
1709	1710	0.02	RMS	1710	-22.51	-13	Pass	401
1710	1712	0.1	RMS	1710.225	20.31	30	Pass	401



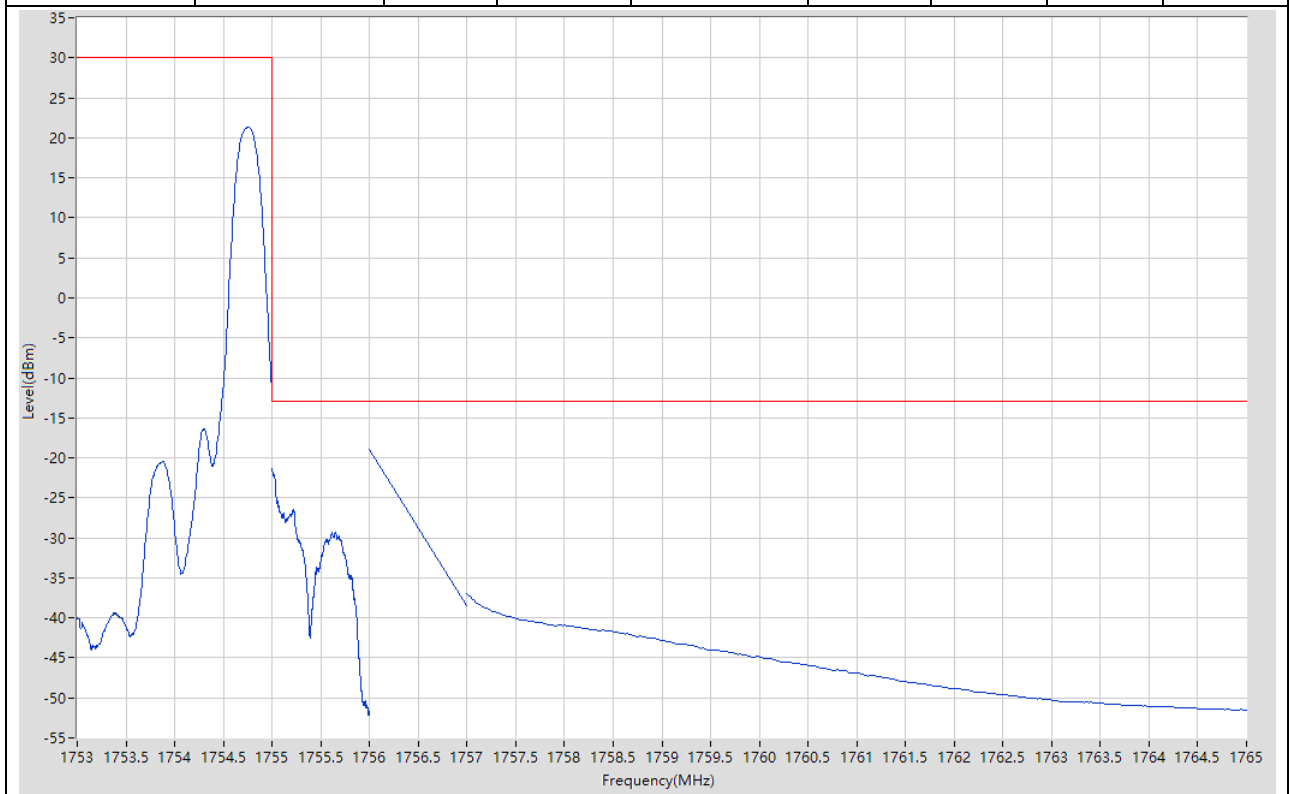
9.4. LTE Band Edge_Part22-24-27(NTNV)(Subtest:4, Channel:19957, Bandwidth:1.4, Modulation:Q16, RB Number: 6, RB Position:LOW)

Start Frequency (MHz)	Stop Frequency (MHz)	RBW (MHz)	Detector	Frequency (MHz)	Power (dBm)	Limit (dBm)	Verdict	Sweep Point
1700	1708	1	RMS	1708	-33.14	-13	Pass	401
1708	1709	1	RMS	1709	-22.89	-13	Pass	2
1709	1710	0.02	RMS	1710	-27.17	-13	Pass	401
1710	1712	0.1	RMS	1710.605	11.83	30	Pass	401



9.5. LTE Band Edge_Part22-24-27(NTNV)(Subtest:5, Channel:20393, Bandwidth:1.4, Modulation:QPSK, RB Number: 1, RB Position:HIGH)

Start Frequency (MHz)	Stop Frequency (MHz)	RBW (MHz)	Detector	Frequency (MHz)	Power (dBm)	Limit (dBm)	Verdict	Sweep Point
1753	1755	0.1	RMS	1754.755	21.39	30	Pass	401
1755	1756	0.02	RMS	1755.003	-21.35	-13	Pass	401
1756	1757	1	RMS	1756	-19	-13	Pass	2
1757	1765	1	RMS	1757	-36.96	-13	Pass	401



9.6. LTE Band Edge_Part22-24-27(NTNV)(Subtest:6, Channel:20393, Bandwidth:1.4, Modulation:QPSK, RB Number: 6, RB Position:HIGH)

Start Frequency (MHz)	Stop Frequency (MHz)	RBW (MHz)	Detector	Frequency (MHz)	Power (dBm)	Limit (dBm)	Verdict	Sweep Point
1753	1755	0.1	RMS	1754.705	12.88	30	Pass	401
1755	1756	0.02	RMS	1755	-25.67	-13	Pass	401
1756	1757	1	RMS	1756	-21.41	-13	Pass	2
1757	1765	1	RMS	1757	-32.64	-13	Pass	401



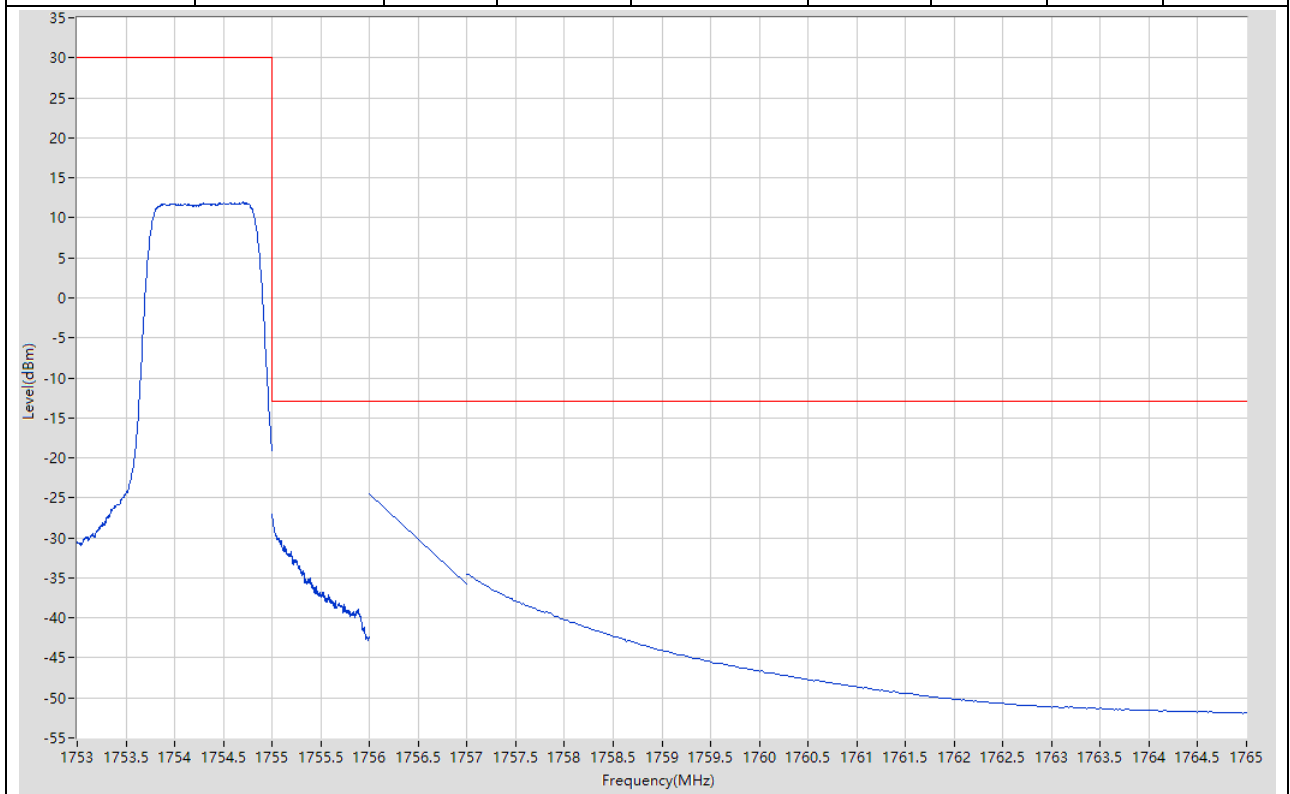
9.7. LTE Band Edge_Part22-24-27(NTNV)(Subtest:7, Channel:20393, Bandwidth:1.4, Modulation:Q16, RB Number: 1, RB Position:HIGH)

Start Frequency (MHz)	Stop Frequency (MHz)	RBW (MHz)	Detector	Frequency (MHz)	Power (dBm)	Limit (dBm)	Verdict	Sweep Point
1753	1755	0.1	RMS	1754.75	20.25	30	Pass	401
1755	1756	0.02	RMS	1755	-21.88	-13	Pass	401
1756	1757	1	RMS	1756	-20.54	-13	Pass	2
1757	1765	1	RMS	1757.04	-38.12	-13	Pass	401



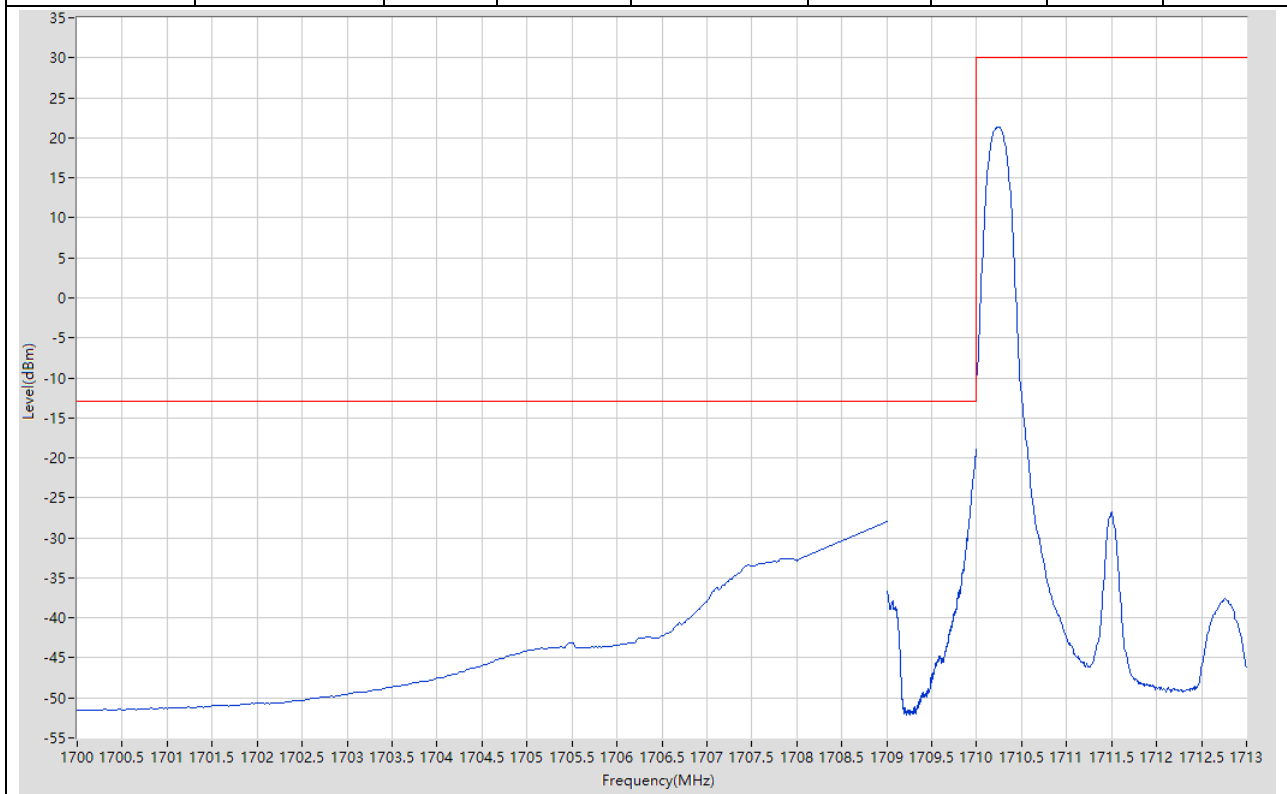
9.8. LTE Band Edge_Part22-24-27(NTNV)(Subtest:8, Channel:20393, Bandwidth:1.4, Modulation:Q16, RB Number: 6, RB Position:HIGH)

Start Frequency (MHz)	Stop Frequency (MHz)	RBW (MHz)	Detector	Frequency (MHz)	Power (dBm)	Limit (dBm)	Verdict	Sweep Point
1753	1755	0.1	RMS	1754.705	12	30	Pass	401
1755	1756	0.02	RMS	1755	-26.99	-13	Pass	401
1756	1757	1	RMS	1756	-24.43	-13	Pass	2
1757	1765	1	RMS	1757	-34.5	-13	Pass	401



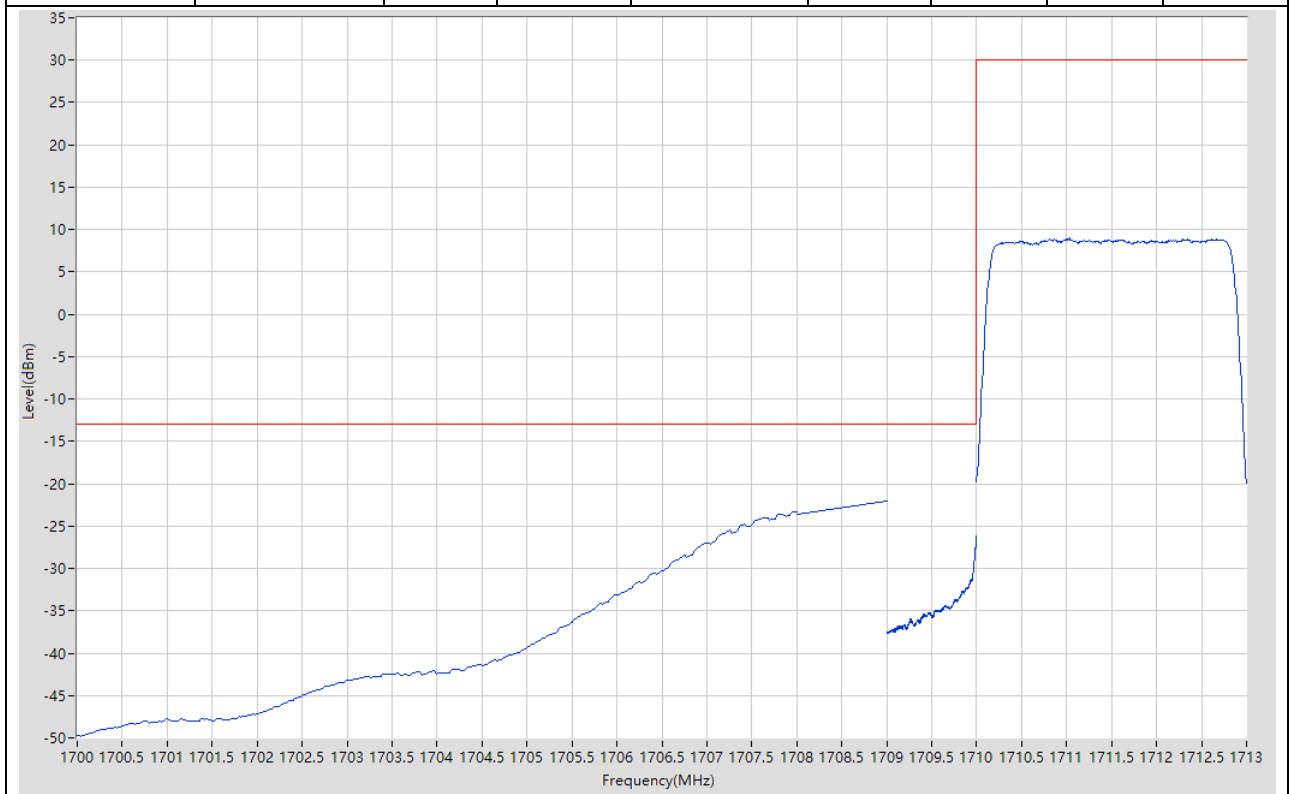
9.9. LTE Band Edge_Part22-24-27(NTNV)(Subtest:9, Channel:19965, Bandwidth:3, Modulation:QPSK, RB Number: 1, RB Position:LOW)

Start Frequency (MHz)	Stop Frequency (MHz)	RBW (MHz)	Detector	Frequency (MHz)	Power (dBm)	Limit (dBm)	Verdict	Sweep Point
1700	1708	1	RMS	1707.82	-32.56	-13	Pass	401
1708	1709	1	RMS	1709	-27.95	-13	Pass	2
1709	1710	0.03	RMS	1710	-18.92	-13	Pass	401
1710	1713	0.1	RMS	1710.24	21.36	30	Pass	401



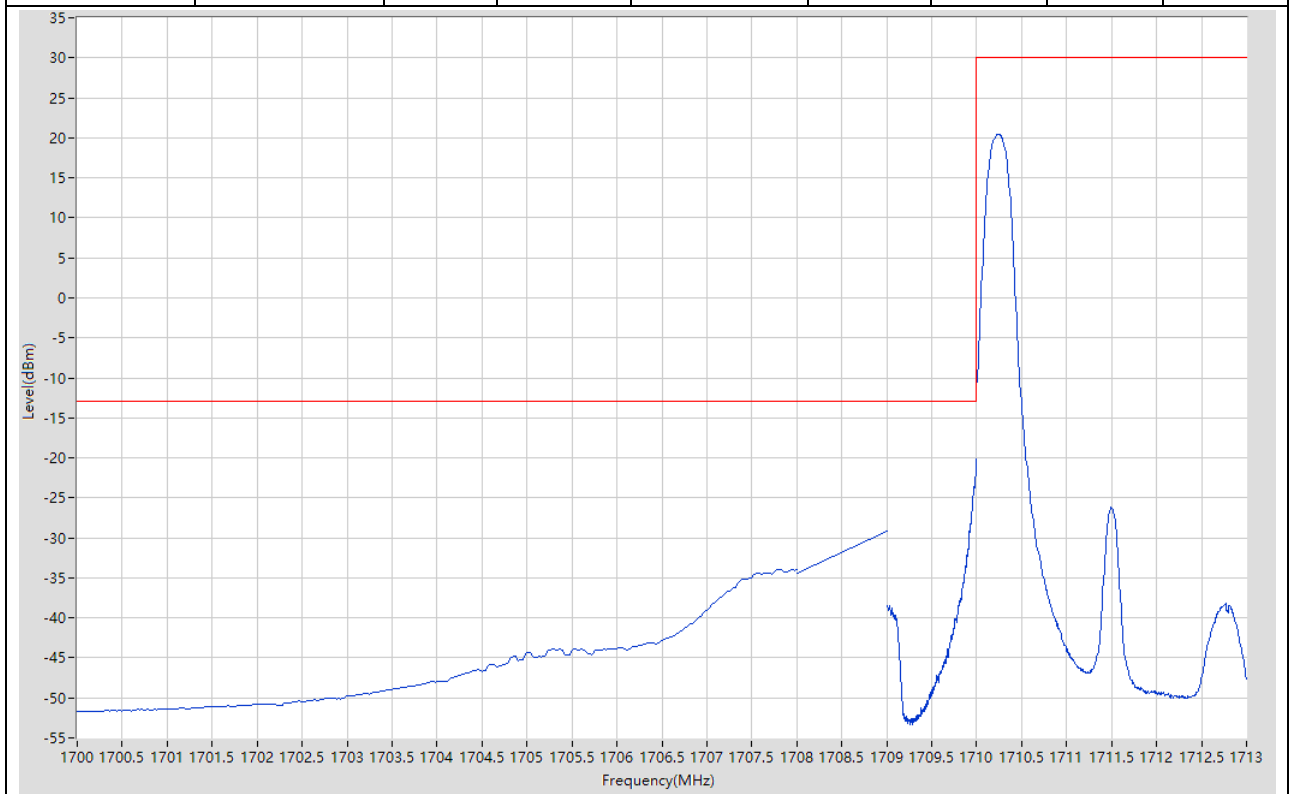
9.10. LTE Band Edge_Part22-24-27(NTNV)(Subtest:10, Channel:19965, Bandwidth:3, Modulation:QPSK, RB Number: 15, RB Position:LOW)

Start Frequency (MHz)	Stop Frequency (MHz)	RBW (MHz)	Detector	Frequency (MHz)	Power (dBm)	Limit (dBm)	Verdict	Sweep Point
1700	1708	1	RMS	1708	-23.27	-13	Pass	401
1708	1709	1	RMS	1709	-22.06	-13	Pass	2
1709	1710	0.03	RMS	1710	-26.22	-13	Pass	401
1710	1713	0.1	RMS	1711.035	8.98	30	Pass	401



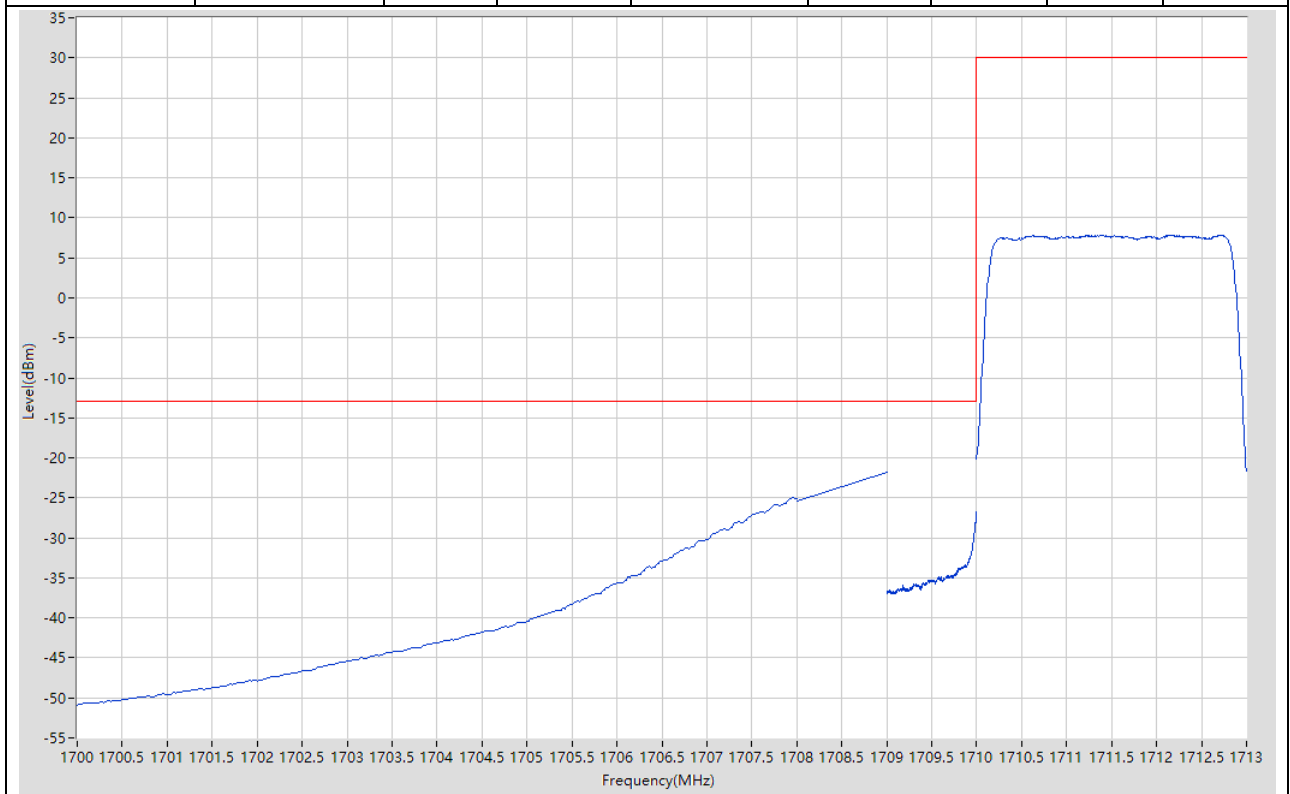
9.11. LTE Band Edge_Part22-24-27(NTNV)(Subtest:11, Channel:19965, Bandwidth:3, Modulation:Q16, RB Number: 1, RB Position:LOW)

Start Frequency (MHz)	Stop Frequency (MHz)	RBW (MHz)	Detector	Frequency (MHz)	Power (dBm)	Limit (dBm)	Verdict	Sweep Point
1700	1708	1	RMS	1707.94	-33.97	-13	Pass	401
1708	1709	1	RMS	1709	-29.14	-13	Pass	2
1709	1710	0.03	RMS	1710	-20.18	-13	Pass	401
1710	1713	0.1	RMS	1710.255	20.43	30	Pass	401



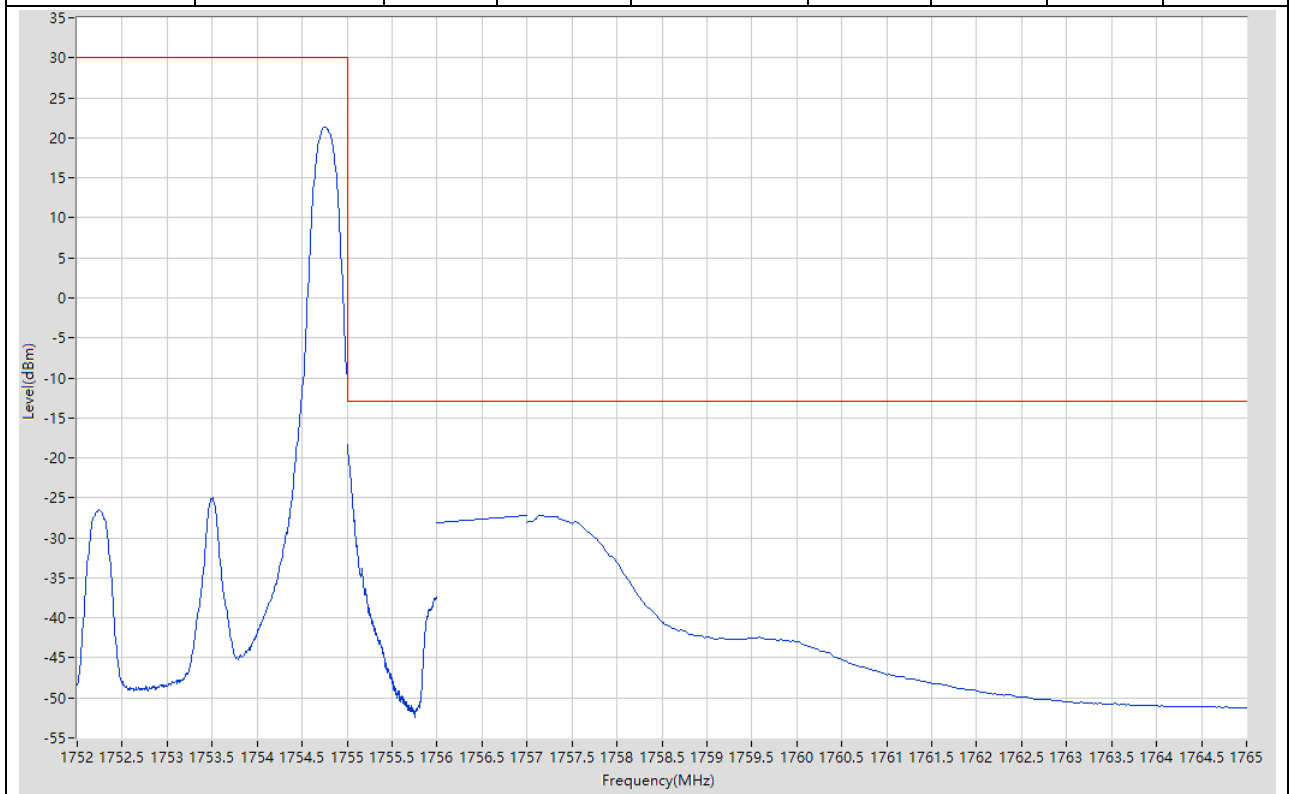
9.12. LTE Band Edge_Part22-24-27(NTNV)(Subtest:12, Channel:19965, Bandwidth:3, Modulation:Q16, RB Number: 15, RB Position:LOW)

Start Frequency (MHz)	Stop Frequency (MHz)	RBW (MHz)	Detector	Frequency (MHz)	Power (dBm)	Limit (dBm)	Verdict	Sweep Point
1700	1708	1	RMS	1707.96	-25.01	-13	Pass	401
1708	1709	1	RMS	1709	-21.81	-13	Pass	2
1709	1710	0.03	RMS	1710	-26.77	-13	Pass	401
1710	1713	0.1	RMS	1711.38	7.86	30	Pass	401



9.13. LTE Band Edge_Part22-24-27(NTNV)(Subtest:13, Channel:20385, Bandwidth:3, Modulation:QPSK, RB Number: 1, RB Position:HIGH)

Start Frequency (MHz)	Stop Frequency (MHz)	RBW (MHz)	Detector	Frequency (MHz)	Power (dBm)	Limit (dBm)	Verdict	Sweep Point
1752	1755	0.1	RMS	1754.76	21.33	30	Pass	401
1755	1756	0.03	RMS	1755	-18.4	-13	Pass	401
1756	1757	1	RMS	1757	-27.26	-13	Pass	2
1757	1765	1	RMS	1757.16	-27.16	-13	Pass	401



9.14. LTE Band Edge_Part22-24-27(NTNV)(Subtest:14, Channel:20385, Bandwidth:3, Modulation:QPSK, RB Number: 15, RB Position:HIGH)

Start Frequency (MHz)	Stop Frequency (MHz)	RBW (MHz)	Detector	Frequency (MHz)	Power (dBm)	Limit (dBm)	Verdict	Sweep Point
1752	1755	0.1	RMS	1754.685	9.12	30	Pass	401
1755	1756	0.03	RMS	1755	-26.3	-13	Pass	401
1756	1757	1	RMS	1756	-21.56	-13	Pass	2
1757	1765	1	RMS	1757.04	-23.28	-13	Pass	401



9.15. LTE Band Edge_Part22-24-27(NTNV)(Subtest:15, Channel:20385, Bandwidth:3, Modulation:Q16, RB Number: 1, RB Position:HIGH)

Start Frequency (MHz)	Stop Frequency (MHz)	RBW (MHz)	Detector	Frequency (MHz)	Power (dBm)	Limit (dBm)	Verdict	Sweep Point
1752	1755	0.1	RMS	1754.753	20.4	30	Pass	401
1755	1756	0.03	RMS	1755	-18.78	-13	Pass	401
1756	1757	1	RMS	1757	-28.54	-13	Pass	2
1757	1765	1	RMS	1757.22	-28.2	-13	Pass	401



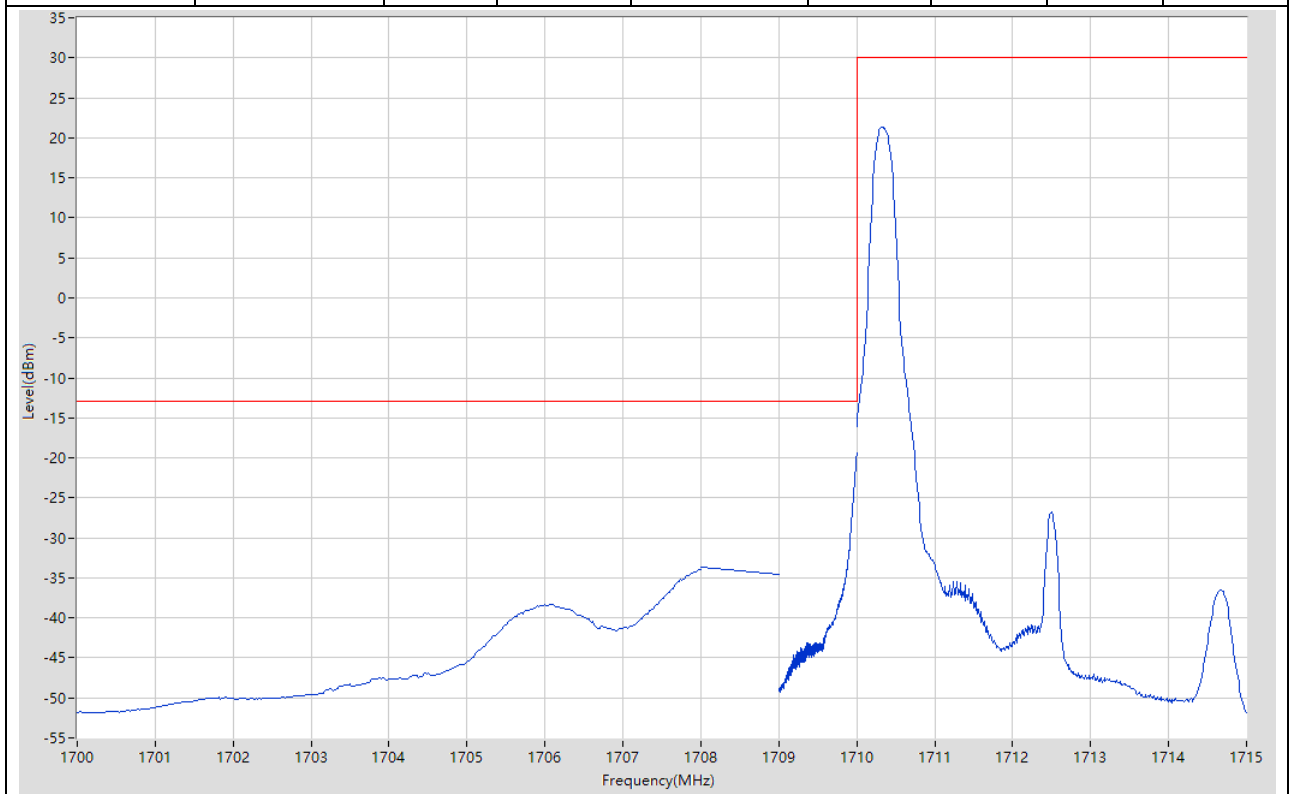
9.16. LTE Band Edge_Part22-24-27(NTNV)(Subtest:16, Channel:20385, Bandwidth:3, Modulation:Q16, RB Number: 15, RB Position:HIGH)

Start Frequency (MHz)	Stop Frequency (MHz)	RBW (MHz)	Detector	Frequency (MHz)	Power (dBm)	Limit (dBm)	Verdict	Sweep Point
1752	1755	0.1	RMS	1754.423	8.07	30	Pass	401
1755	1756	0.03	RMS	1755	-27.8	-13	Pass	401
1756	1757	1	RMS	1756	-23.29	-13	Pass	2
1757	1765	1	RMS	1757.14	-26.11	-13	Pass	401



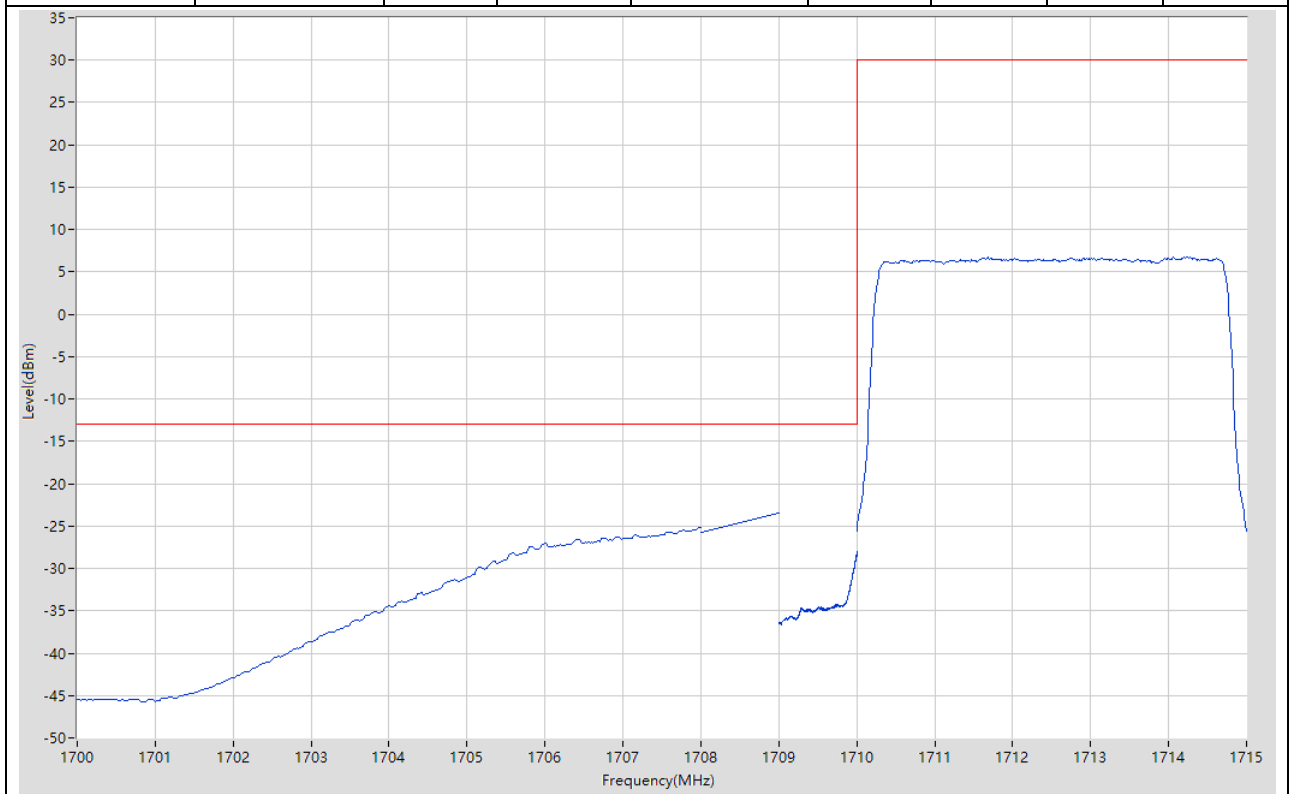
9.17. LTE Band Edge_Part22-24-27(NTNV)(Subtest:17, Channel:19975, Bandwidth:5, Modulation:QPSK, RB Number: 1, RB Position:LOW)

Start Frequency (MHz)	Stop Frequency (MHz)	RBW (MHz)	Detector	Frequency (MHz)	Power (dBm)	Limit (dBm)	Verdict	Sweep Point
1700	1708	1	RMS	1708	-33.93	-13	Pass	401
1708	1709	1	RMS	1708	-33.7	-13	Pass	2
1709	1710	0.051	RMS	1710	-19.36	-13	Pass	401
1710	1715	0.1	RMS	1710.313	21.36	30	Pass	401



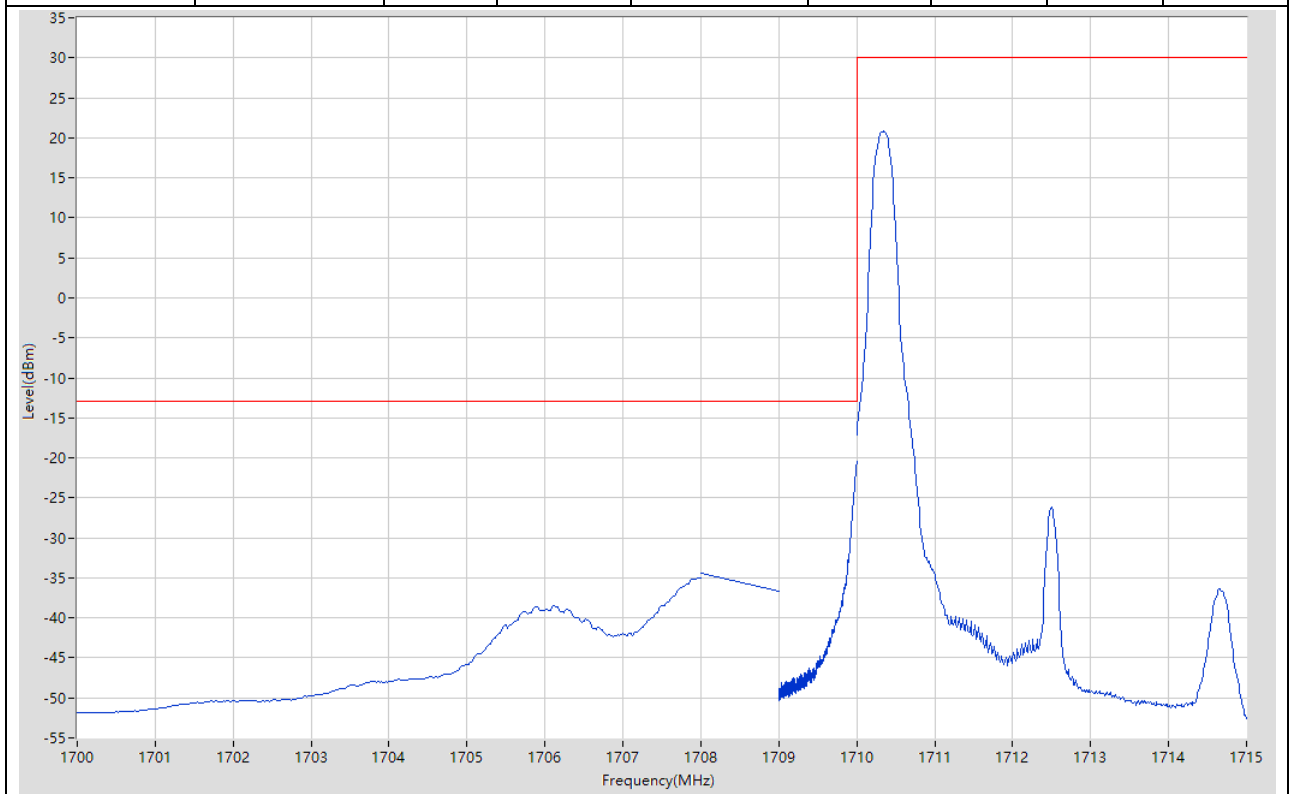
9.18. LTE Band Edge_Part22-24-27(NTNV)(Subtest:18, Channel:19975, Bandwidth:5, Modulation:QPSK, RB Number: 25, RB Position:LOW)

Start Frequency (MHz)	Stop Frequency (MHz)	RBW (MHz)	Detector	Frequency (MHz)	Power (dBm)	Limit (dBm)	Verdict	Sweep Point
1700	1708	1	RMS	1708	-25.16	-13	Pass	401
1708	1709	1	RMS	1709	-23.44	-13	Pass	2
1709	1710	0.051	RMS	1710	-28.05	-13	Pass	401
1710	1715	0.1	RMS	1714.238	6.82	30	Pass	401



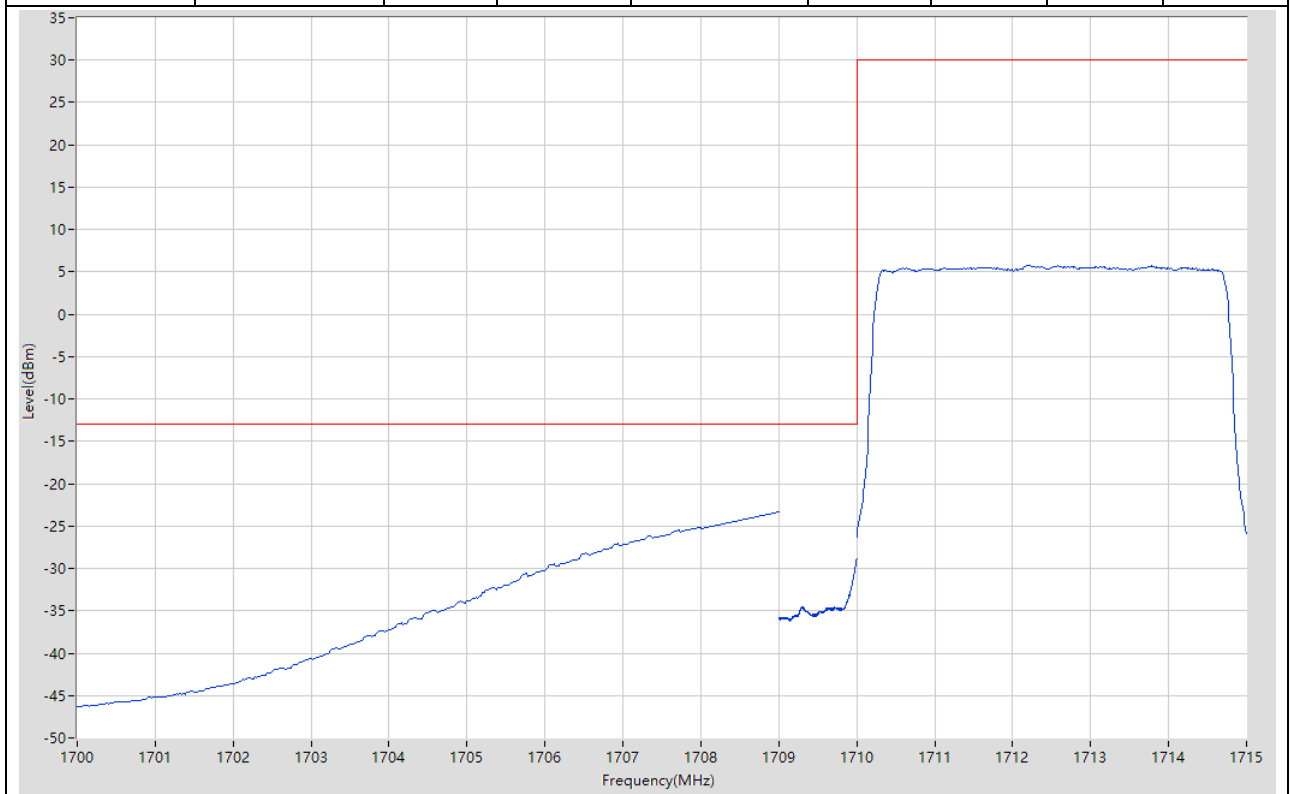
9.19. LTE Band Edge_Part22-24-27(NTNV)(Subtest:19, Channel:19975, Bandwidth:5, Modulation:Q16, RB Number: 1, RB Position:LOW)

Start Frequency (MHz)	Stop Frequency (MHz)	RBW (MHz)	Detector	Frequency (MHz)	Power (dBm)	Limit (dBm)	Verdict	Sweep Point
1700	1708	1	RMS	1708	-35.08	-13	Pass	401
1708	1709	1	RMS	1708	-34.45	-13	Pass	2
1709	1710	0.051	RMS	1710	-20.39	-13	Pass	401
1710	1715	0.1	RMS	1710.35	20.8	30	Pass	401



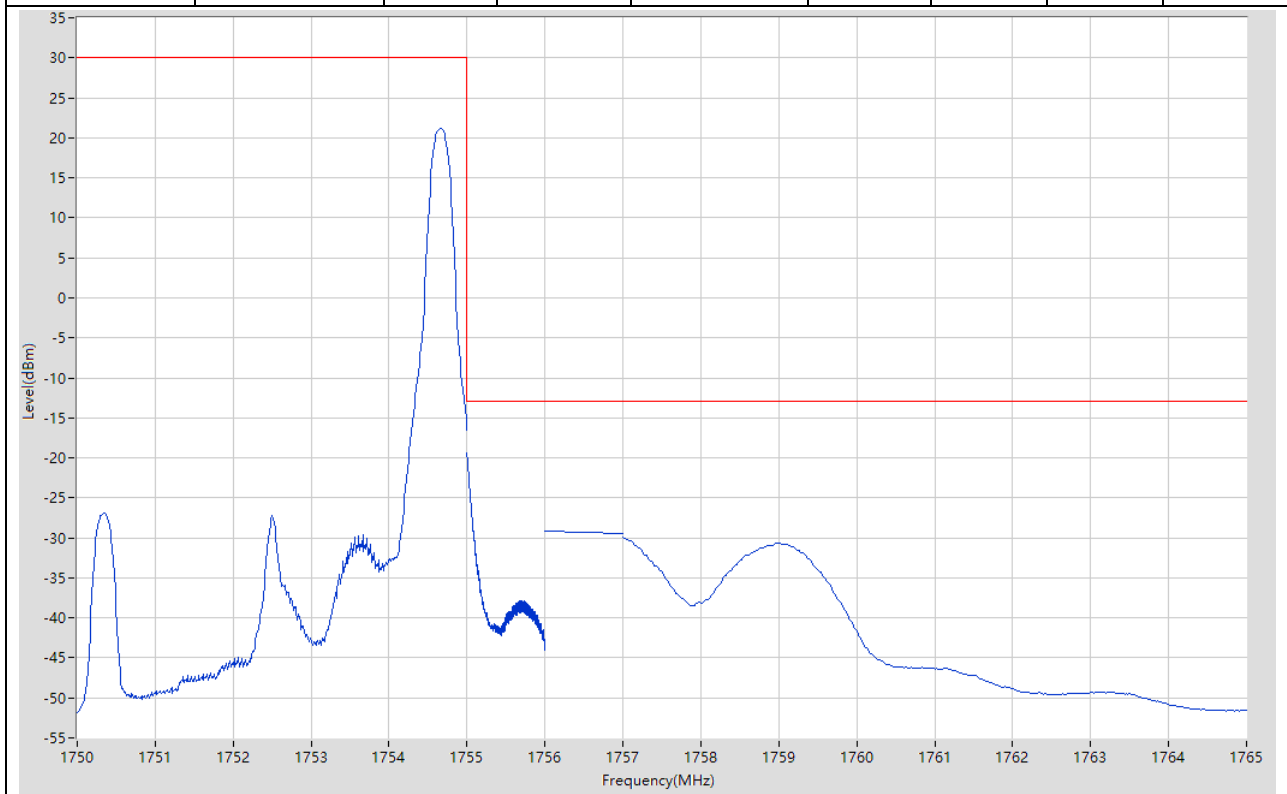
9.20. LTE Band Edge_Part22-24-27(NTNV)(Subtest:20, Channel:19975, Bandwidth:5, Modulation:Q16, RB Number: 25, RB Position:LOW)

Start Frequency (MHz)	Stop Frequency (MHz)	RBW (MHz)	Detector	Frequency (MHz)	Power (dBm)	Limit (dBm)	Verdict	Sweep Point
1700	1708	1	RMS	1708	-25.14	-13	Pass	401
1708	1709	1	RMS	1709	-23.34	-13	Pass	2
1709	1710	0.051	RMS	1710	-28.87	-13	Pass	401
1710	1715	0.1	RMS	1712.225	5.79	30	Pass	401



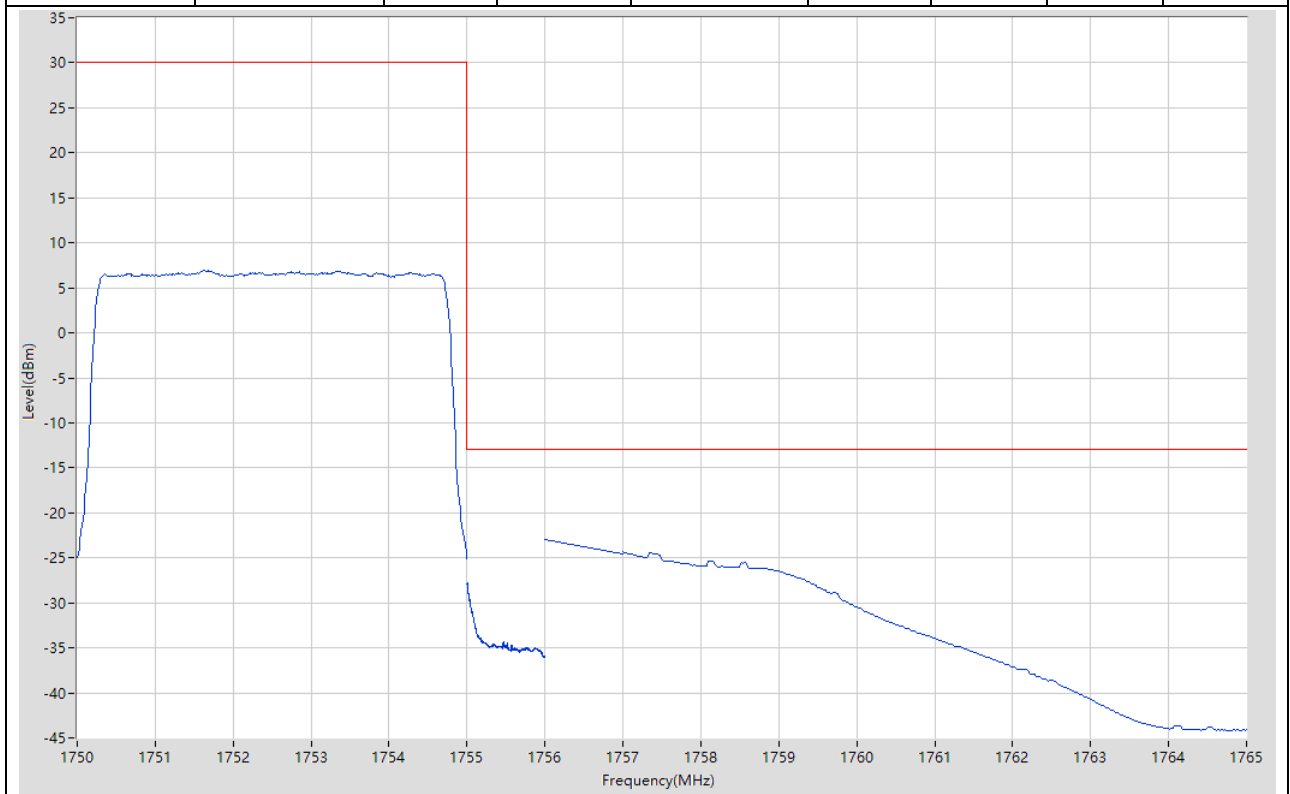
9.21. LTE Band Edge_Part22-24-27(NTNV)(Subtest:21, Channel:20375, Bandwidth:5, Modulation:QPSK, RB Number: 1, RB Position:HIGH)

Start Frequency (MHz)	Stop Frequency (MHz)	RBW (MHz)	Detector	Frequency (MHz)	Power (dBm)	Limit (dBm)	Verdict	Sweep Point
1750	1755	0.1	RMS	1754.663	21.2	30	Pass	401
1755	1756	0.051	RMS	1755	-19.35	-13	Pass	401
1756	1757	1	RMS	1756	-29.22	-13	Pass	2
1757	1765	1	RMS	1757	-29.86	-13	Pass	401



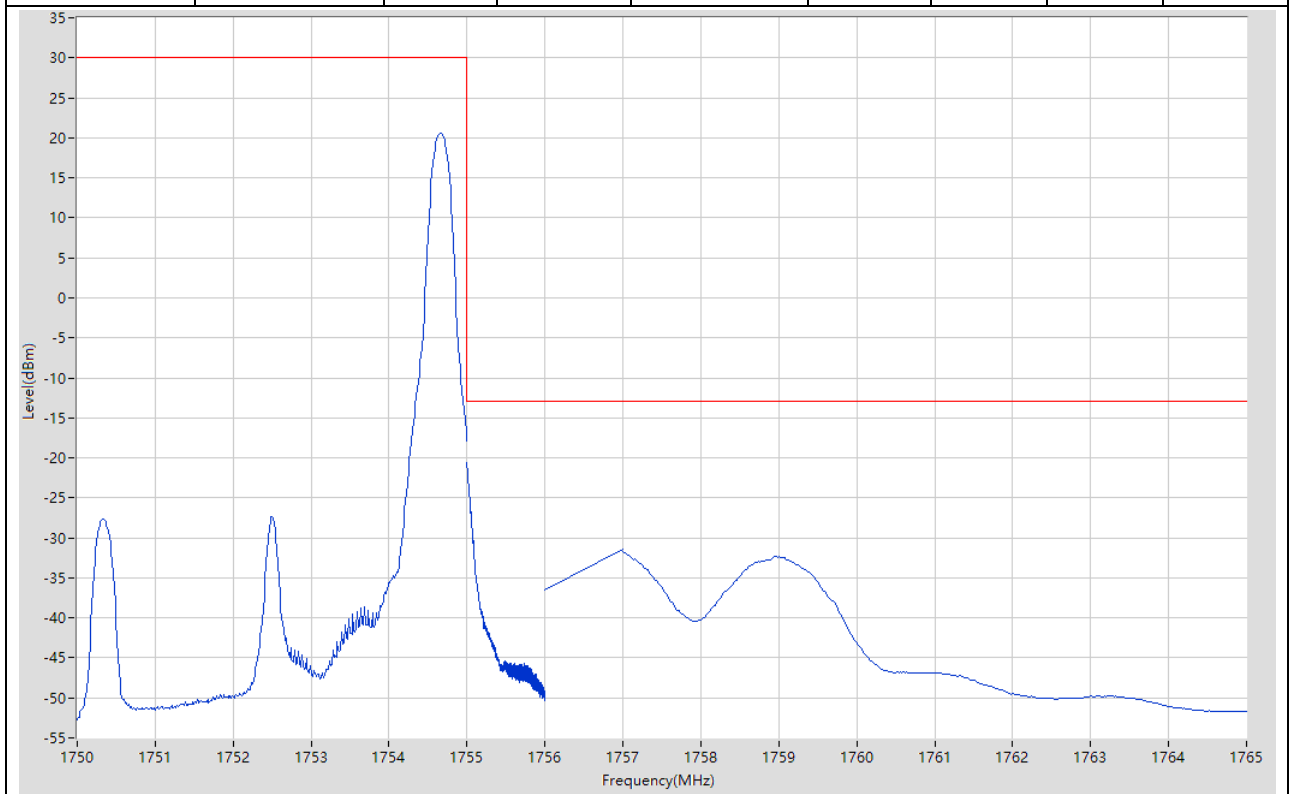
9.22. LTE Band Edge_Part22-24-27(NTNV)(Subtest:22, Channel:20375, Bandwidth:5, Modulation:QPSK, RB Number: 25, RB Position:HIGH)

Start Frequency (MHz)	Stop Frequency (MHz)	RBW (MHz)	Detector	Frequency (MHz)	Power (dBm)	Limit (dBm)	Verdict	Sweep Point
1750	1755	0.1	RMS	1751.625	6.94	30	Pass	401
1755	1756	0.051	RMS	1755.005	-27.81	-13	Pass	401
1756	1757	1	RMS	1756	-22.99	-13	Pass	2
1757	1765	1	RMS	1757	-24.3	-13	Pass	401



9.23. LTE Band Edge_Part22-24-27(NTNV)(Subtest:23, Channel:20375, Bandwidth:5, Modulation:Q16, RB Number: 1, RB Position:HIGH)

Start Frequency (MHz)	Stop Frequency (MHz)	RBW (MHz)	Detector	Frequency (MHz)	Power (dBm)	Limit (dBm)	Verdict	Sweep Point
1750	1755	0.1	RMS	1754.663	20.55	30	Pass	401
1755	1756	0.051	RMS	1755	-20.65	-13	Pass	401
1756	1757	1	RMS	1757	-31.45	-13	Pass	2
1757	1765	1	RMS	1757	-31.71	-13	Pass	401



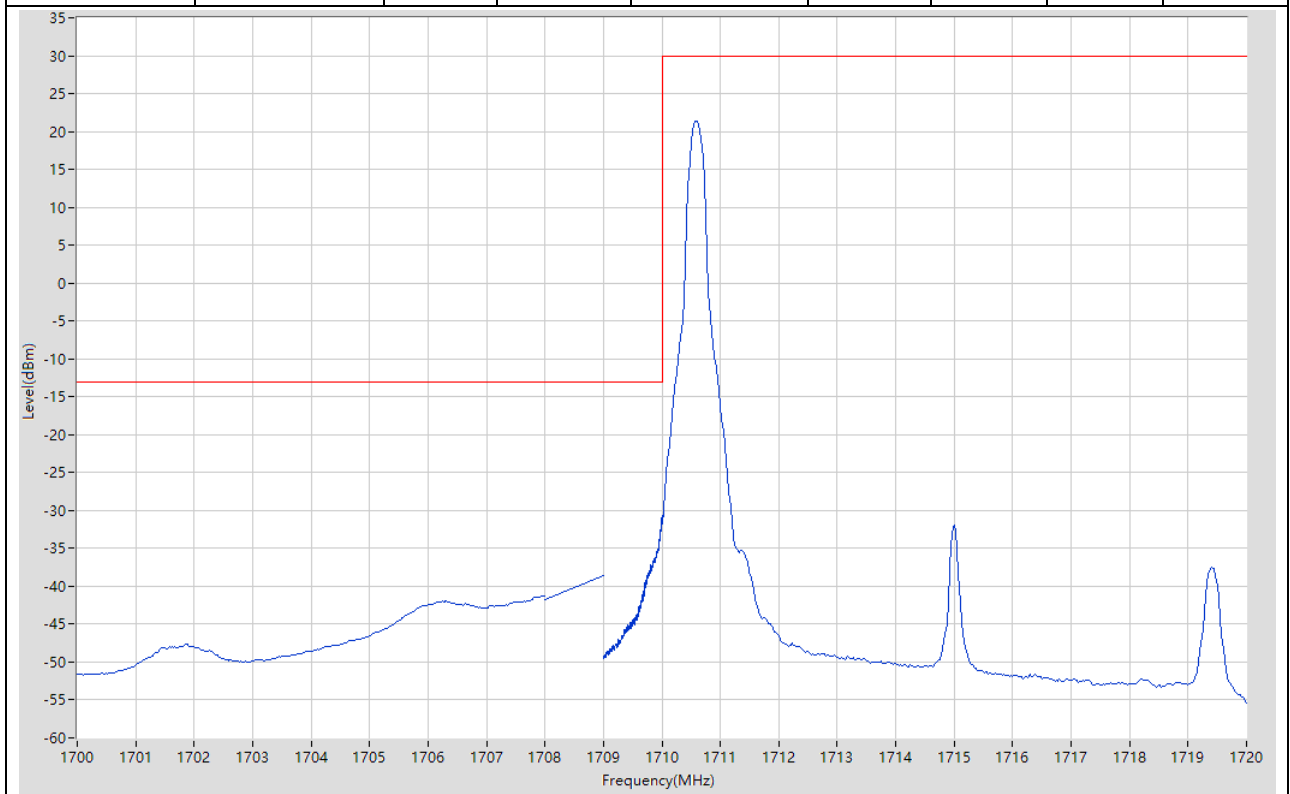
9.24. LTE Band Edge_Part22-24-27(NTNV)(Subtest:24, Channel:20375, Bandwidth:5, Modulation:Q16, RB Number: 25, RB Position:HIGH)

Start Frequency (MHz)	Stop Frequency (MHz)	RBW (MHz)	Detector	Frequency (MHz)	Power (dBm)	Limit (dBm)	Verdict	Sweep Point
1750	1755	0.1	RMS	1751.688	5.89	30	Pass	401
1755	1756	0.051	RMS	1755	-28.67	-13	Pass	401
1756	1757	1	RMS	1756	-24.83	-13	Pass	2
1757	1765	1	RMS	1757	-26.28	-13	Pass	401



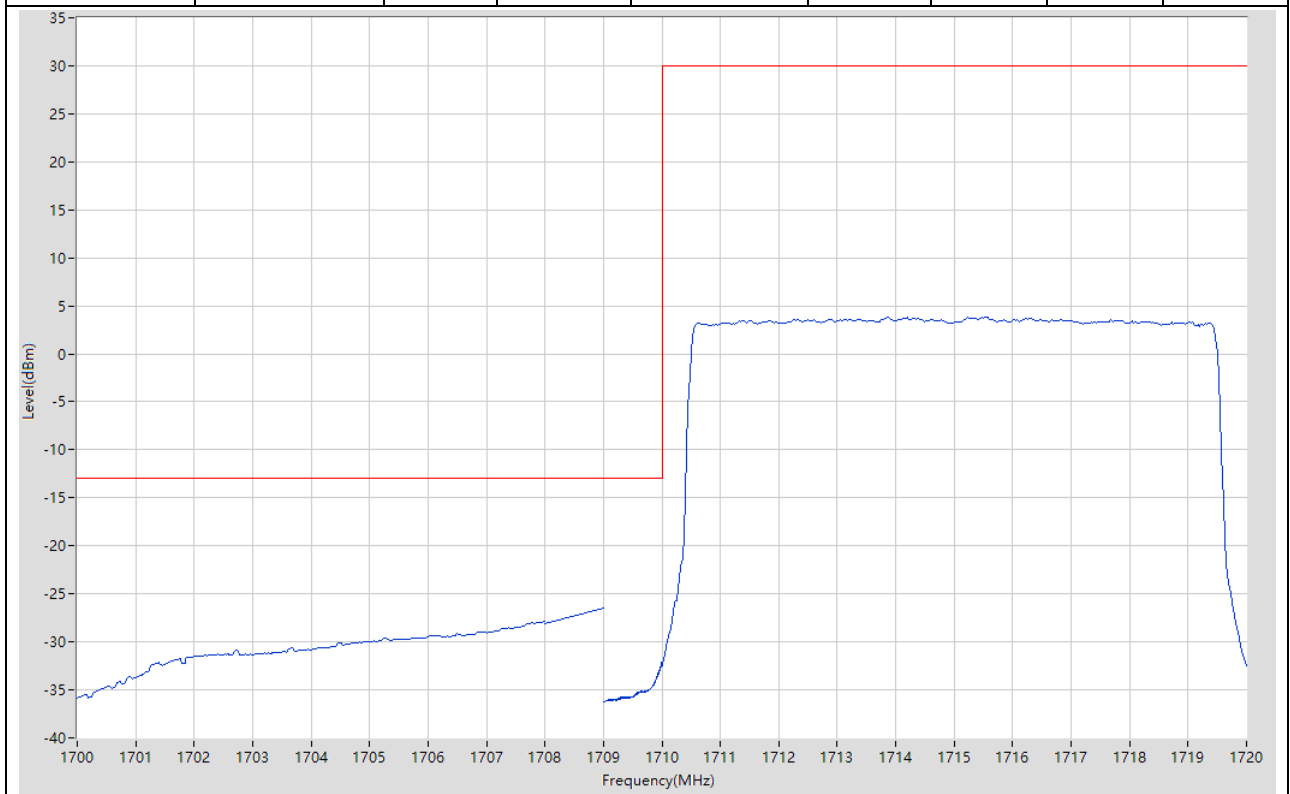
9.25. LTE Band Edge_Part22-24-27(NTNV)(Subtest:25, Channel:20000, Bandwidth:10, Modulation:QPSK, RB Number: 1, RB Position:LOW)

Start Frequency (MHz)	Stop Frequency (MHz)	RBW (MHz)	Detector	Frequency (MHz)	Power (dBm)	Limit (dBm)	Verdict	Sweep Point
1700	1708	1	RMS	1707.98	-41.25	-13	Pass	401
1708	1709	1	RMS	1709	-38.55	-13	Pass	2
1709	1710	0.1	RMS	1710	-30.69	-13	Pass	401
1710	1720	0.1	RMS	1710.6	21.3	30	Pass	401



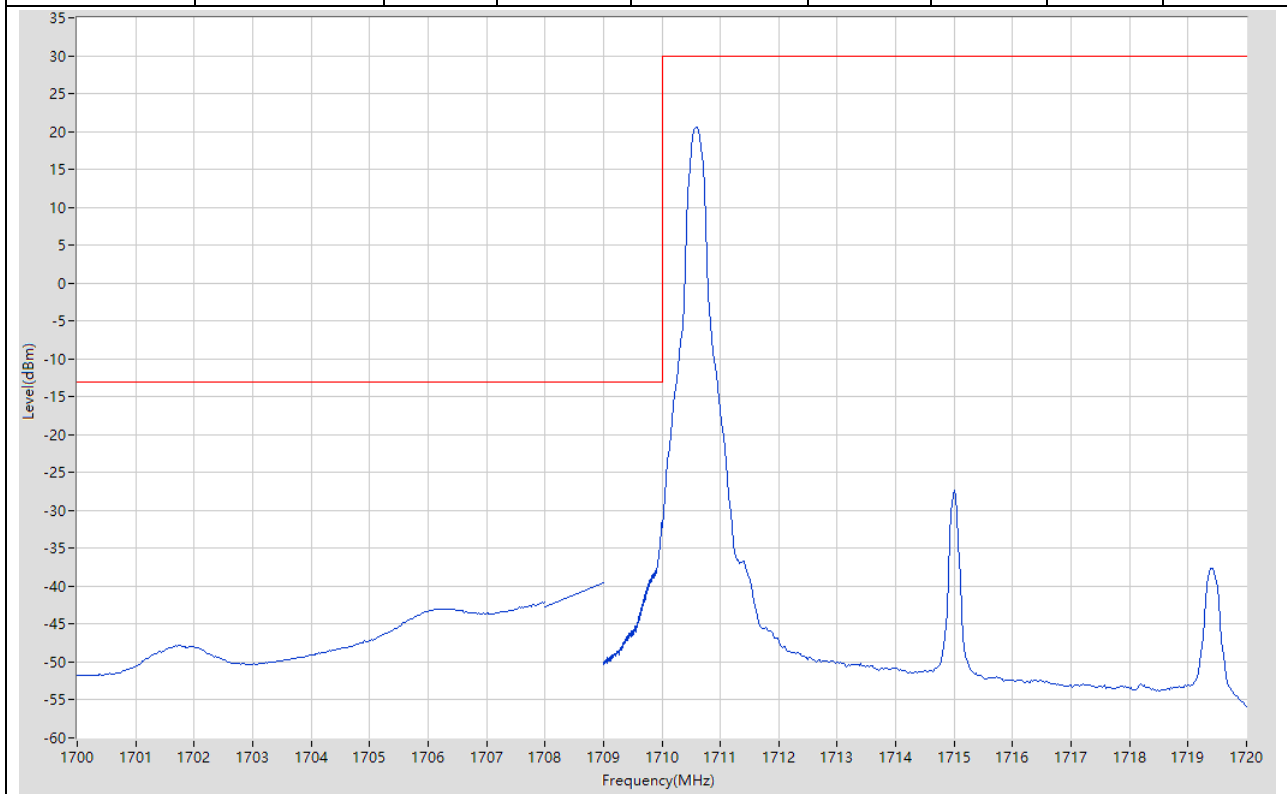
9.26. LTE Band Edge_Part22-24-27(NTNV)(Subtest:26, Channel:20000, Bandwidth:10, Modulation:QPSK, RB Number: 50, RB Position:LOW)

Start Frequency (MHz)	Stop Frequency (MHz)	RBW (MHz)	Detector	Frequency (MHz)	Power (dBm)	Limit (dBm)	Verdict	Sweep Point
1700	1708	1	RMS	1708	-27.85	-13	Pass	401
1708	1709	1	RMS	1709	-26.54	-13	Pass	2
1709	1710	0.1	RMS	1710	-32.08	-13	Pass	401
1710	1720	0.1	RMS	1715.55	3.82	30	Pass	401



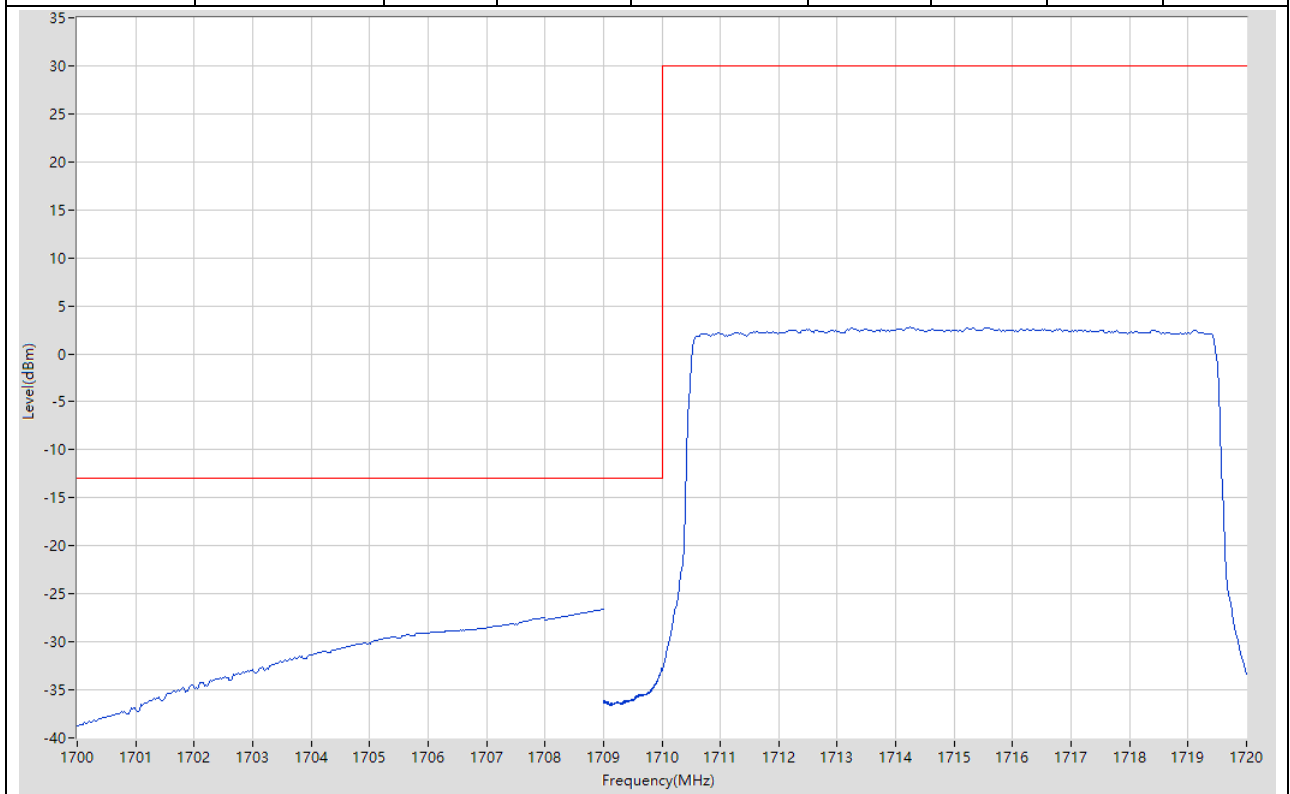
9.27. LTE Band Edge_Part22-24-27(NTNV)(Subtest:27, Channel:20000, Bandwidth:10, Modulation:Q16, RB Number: 1, RB Position:LOW)

Start Frequency (MHz)	Stop Frequency (MHz)	RBW (MHz)	Detector	Frequency (MHz)	Power (dBm)	Limit (dBm)	Verdict	Sweep Point
1700	1708	1	RMS	1707.96	-42.13	-13	Pass	401
1708	1709	1	RMS	1709	-39.61	-13	Pass	2
1709	1710	0.1	RMS	1710	-31.31	-13	Pass	401
1710	1720	0.1	RMS	1710.6	20.5	30	Pass	401



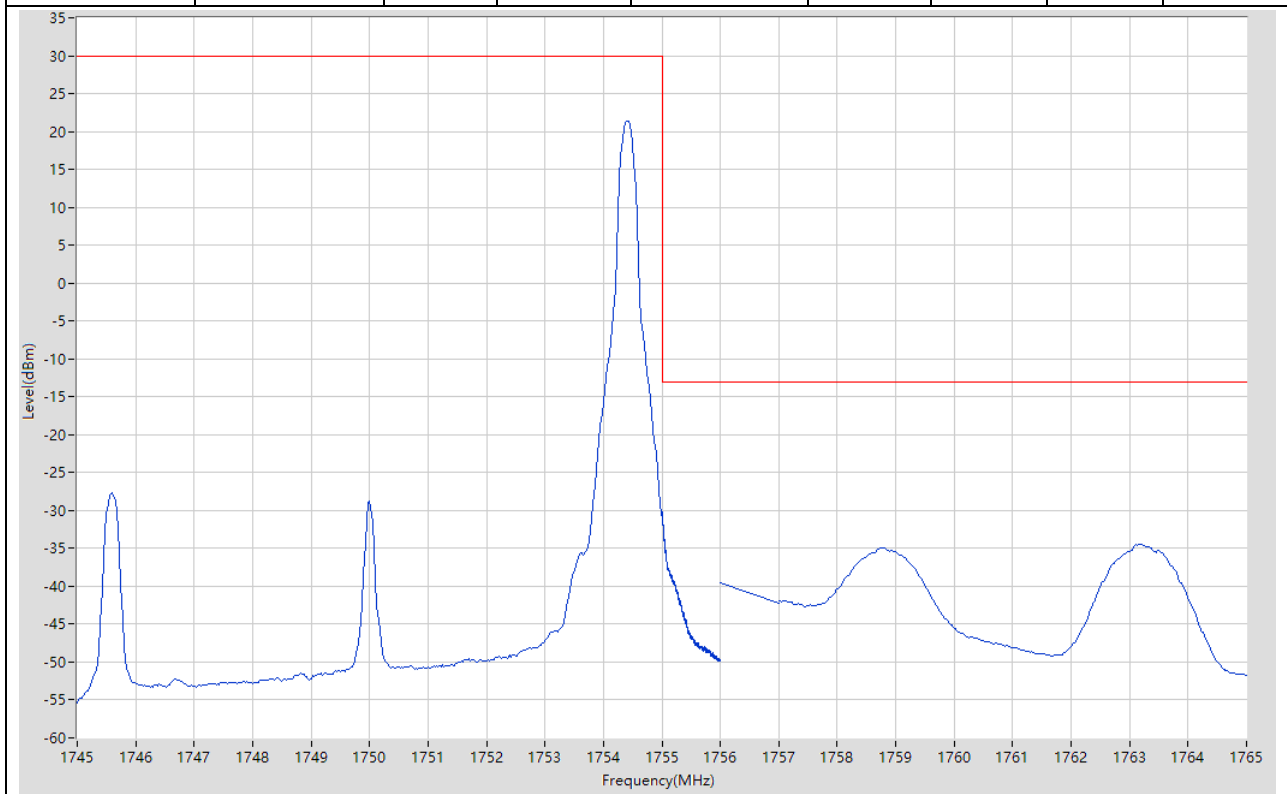
9.28. LTE Band Edge_Part22-24-27(NTNV)(Subtest:28, Channel:20000, Bandwidth:10, Modulation:Q16, RB Number: 50, RB Position:LOW)

Start Frequency (MHz)	Stop Frequency (MHz)	RBW (MHz)	Detector	Frequency (MHz)	Power (dBm)	Limit (dBm)	Verdict	Sweep Point
1700	1708	1	RMS	1707.98	-27.46	-13	Pass	401
1708	1709	1	RMS	1709	-26.65	-13	Pass	2
1709	1710	0.1	RMS	1710	-32.73	-13	Pass	401
1710	1720	0.1	RMS	1714.25	2.78	30	Pass	401



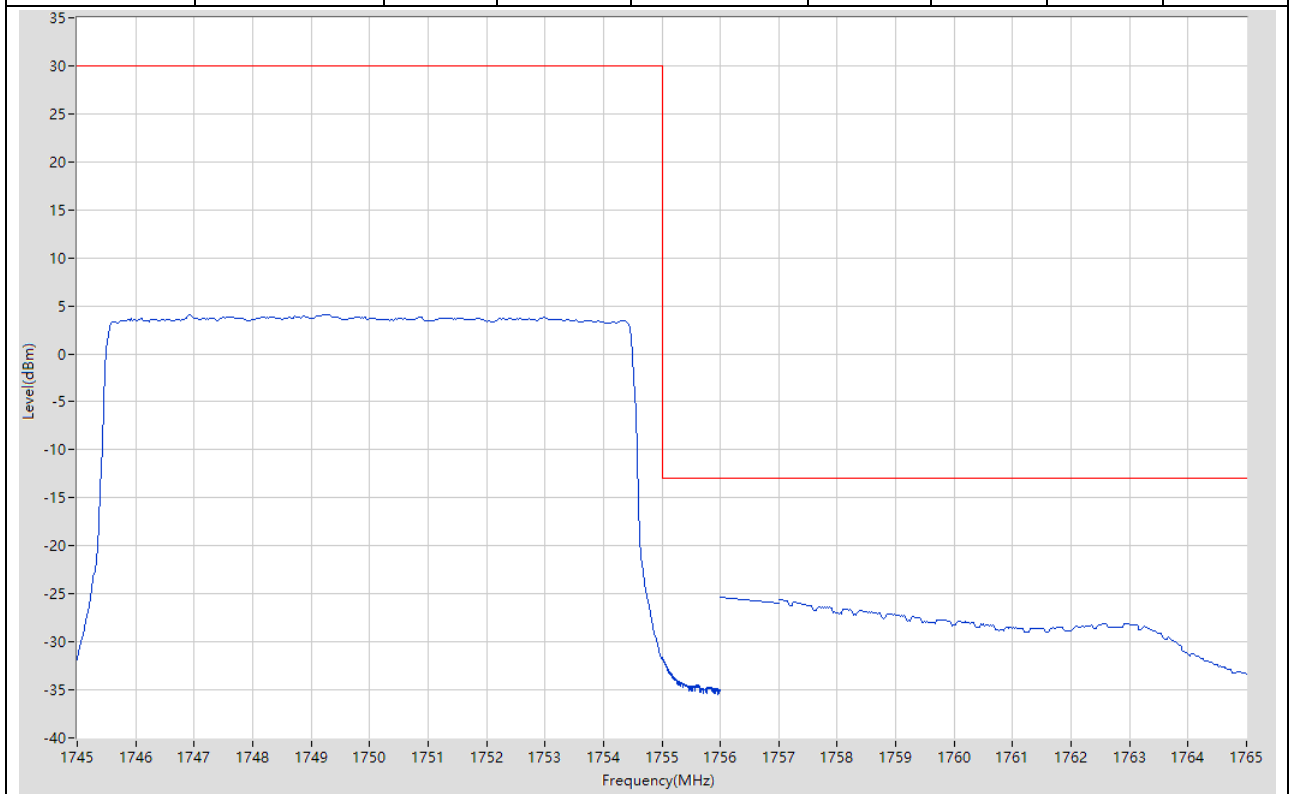
9.29. LTE Band Edge_Part22-24-27(NTNV)(Subtest:29, Channel:20350, Bandwidth:10, Modulation:QPSK, RB Number: 1, RB Position:HIGH)

Start Frequency (MHz)	Stop Frequency (MHz)	RBW (MHz)	Detector	Frequency (MHz)	Power (dBm)	Limit (dBm)	Verdict	Sweep Point
1745	1755	0.1	RMS	1754.4	21.42	30	Pass	401
1755	1756	0.1	RMS	1755.003	-30.24	-13	Pass	401
1756	1757	1	RMS	1756	-39.53	-13	Pass	2
1757	1765	1	RMS	1763.18	-34.41	-13	Pass	401



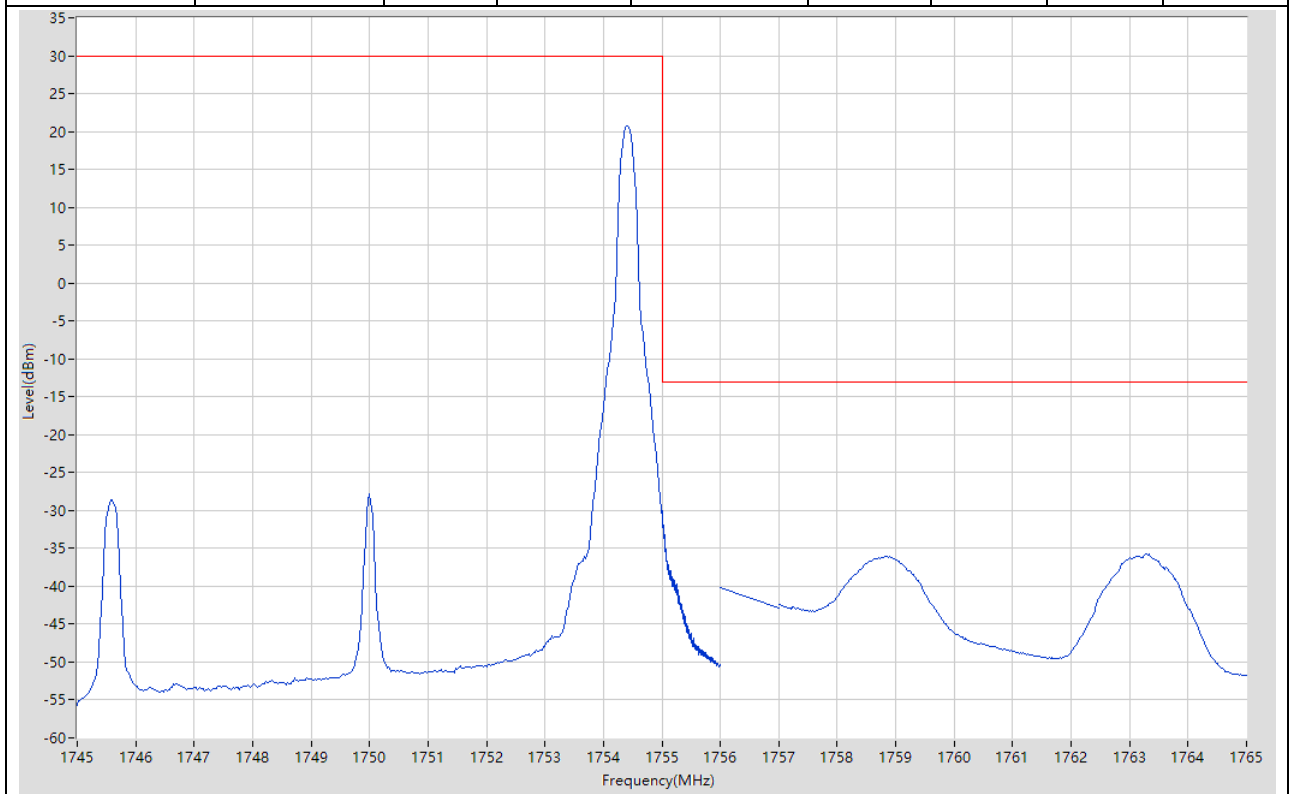
9.30. LTE Band Edge_Part22-24-27(NTNV)(Subtest:30, Channel:20350, Bandwidth:10, Modulation:QPSK, RB Number: 50, RB Position:HIGH)

Start Frequency (MHz)	Stop Frequency (MHz)	RBW (MHz)	Detector	Frequency (MHz)	Power (dBm)	Limit (dBm)	Verdict	Sweep Point
1745	1755	0.1	RMS	1749.25	4.08	30	Pass	401
1755	1756	0.1	RMS	1755	-31.58	-13	Pass	401
1756	1757	1	RMS	1756	-25.32	-13	Pass	2
1757	1765	1	RMS	1757.04	-25.59	-13	Pass	401



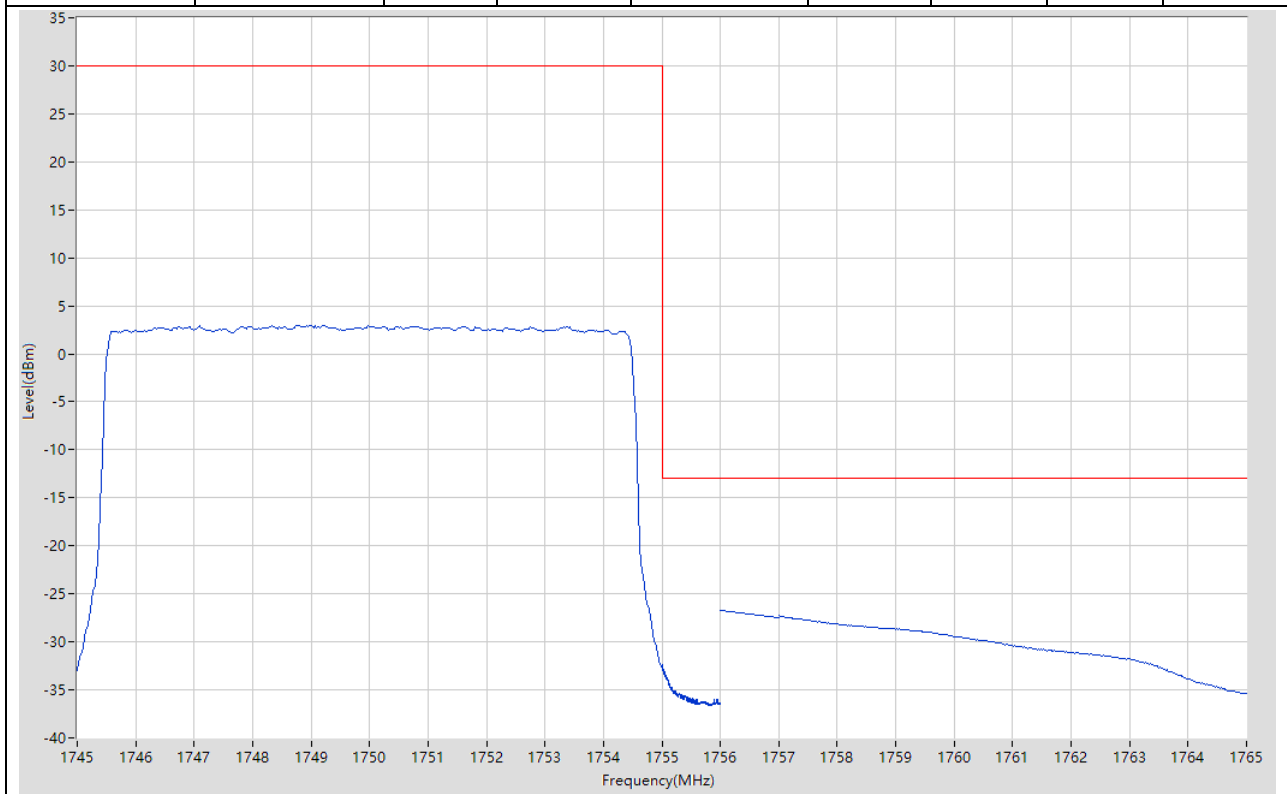
9.31. LTE Band Edge_Part22-24-27(NTNV)(Subtest:31, Channel:20350, Bandwidth:10, Modulation:Q16, RB Number: 1, RB Position:HIGH)

Start Frequency (MHz)	Stop Frequency (MHz)	RBW (MHz)	Detector	Frequency (MHz)	Power (dBm)	Limit (dBm)	Verdict	Sweep Point
1745	1755	0.1	RMS	1754.4	20.65	30	Pass	401
1755	1756	0.1	RMS	1755.003	-30	-13	Pass	401
1756	1757	1	RMS	1756	-40.22	-13	Pass	2
1757	1765	1	RMS	1763.34	-35.76	-13	Pass	401



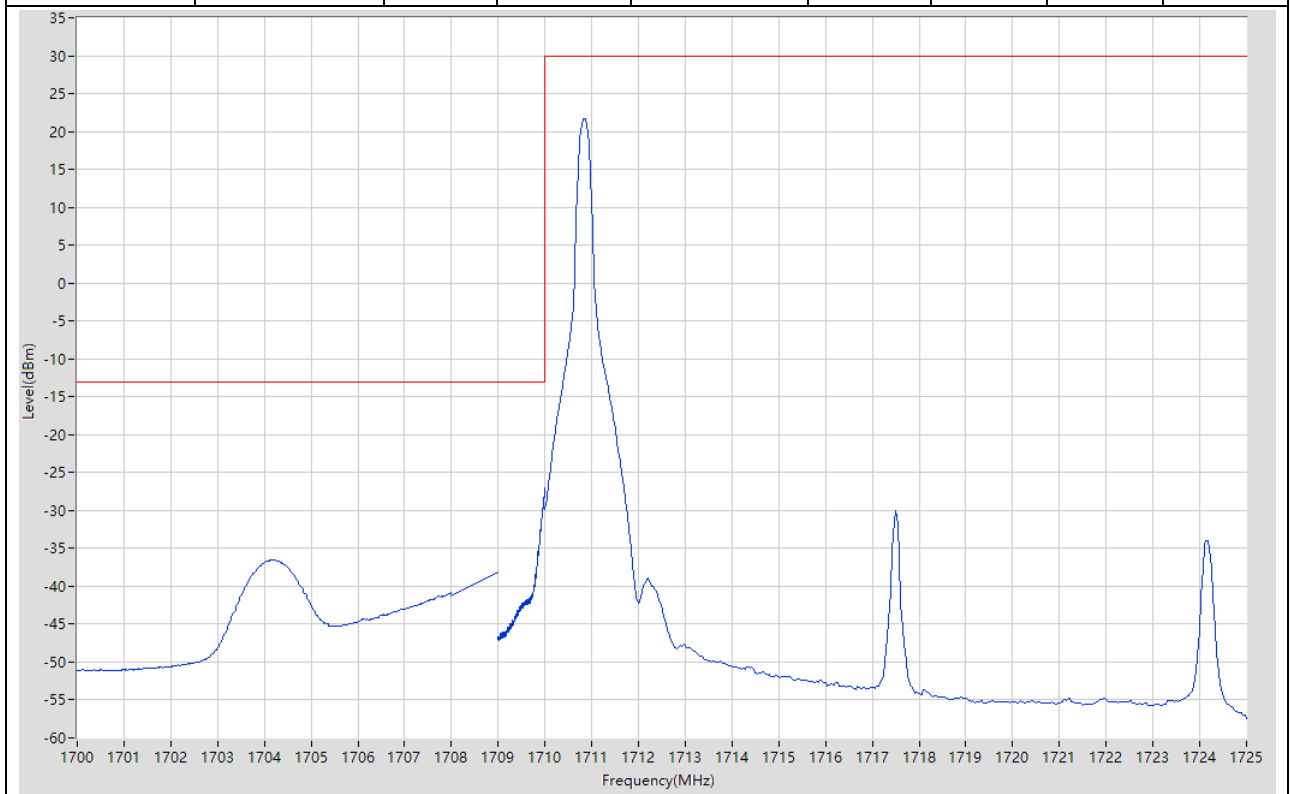
9.32. LTE Band Edge_Part22-24-27(NTNV)(Subtest:32, Channel:20350, Bandwidth:10, Modulation:Q16, RB Number: 50, RB Position:HIGH)

Start Frequency (MHz)	Stop Frequency (MHz)	RBW (MHz)	Detector	Frequency (MHz)	Power (dBm)	Limit (dBm)	Verdict	Sweep Point
1745	1755	0.1	RMS	1749.225	3	30	Pass	401
1755	1756	0.1	RMS	1755.003	-32.41	-13	Pass	401
1756	1757	1	RMS	1756	-26.73	-13	Pass	2
1757	1765	1	RMS	1757	-27.26	-13	Pass	401



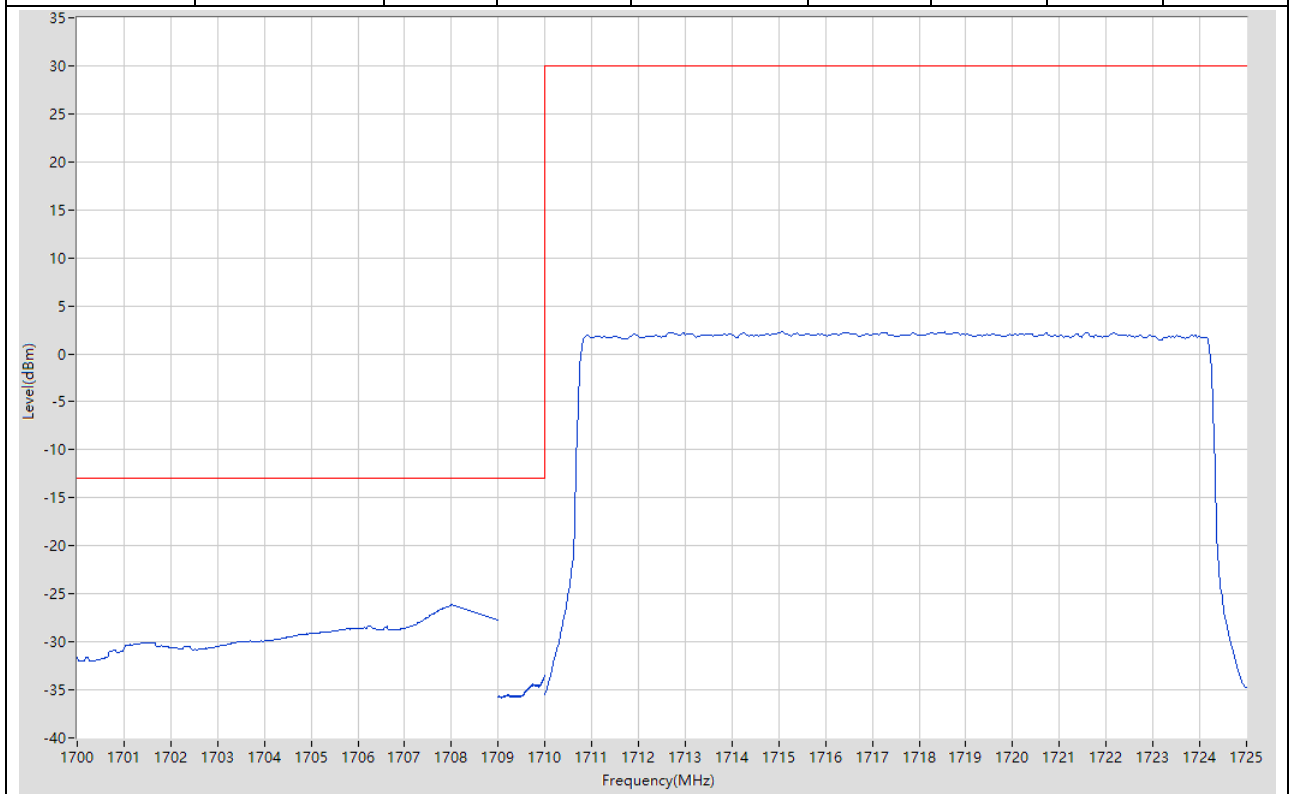
9.33. LTE Band Edge_Part22-24-27(NTNV)(Subtest:33, Channel:20025, Bandwidth:15, Modulation:QPSK, RB Number: 1, RB Position:LOW)

Start Frequency (MHz)	Stop Frequency (MHz)	RBW (MHz)	Detector	Frequency (MHz)	Power (dBm)	Limit (dBm)	Verdict	Sweep Point
1700	1708	1	RMS	1704.18	-36.45	-13	Pass	401
1708	1709	1	RMS	1709	-38.17	-13	Pass	2
1709	1710	0.15	RMS	1710	-26.96	-13	Pass	401
1710	1725	0.1	RMS	1710.825	21.74	30	Pass	401



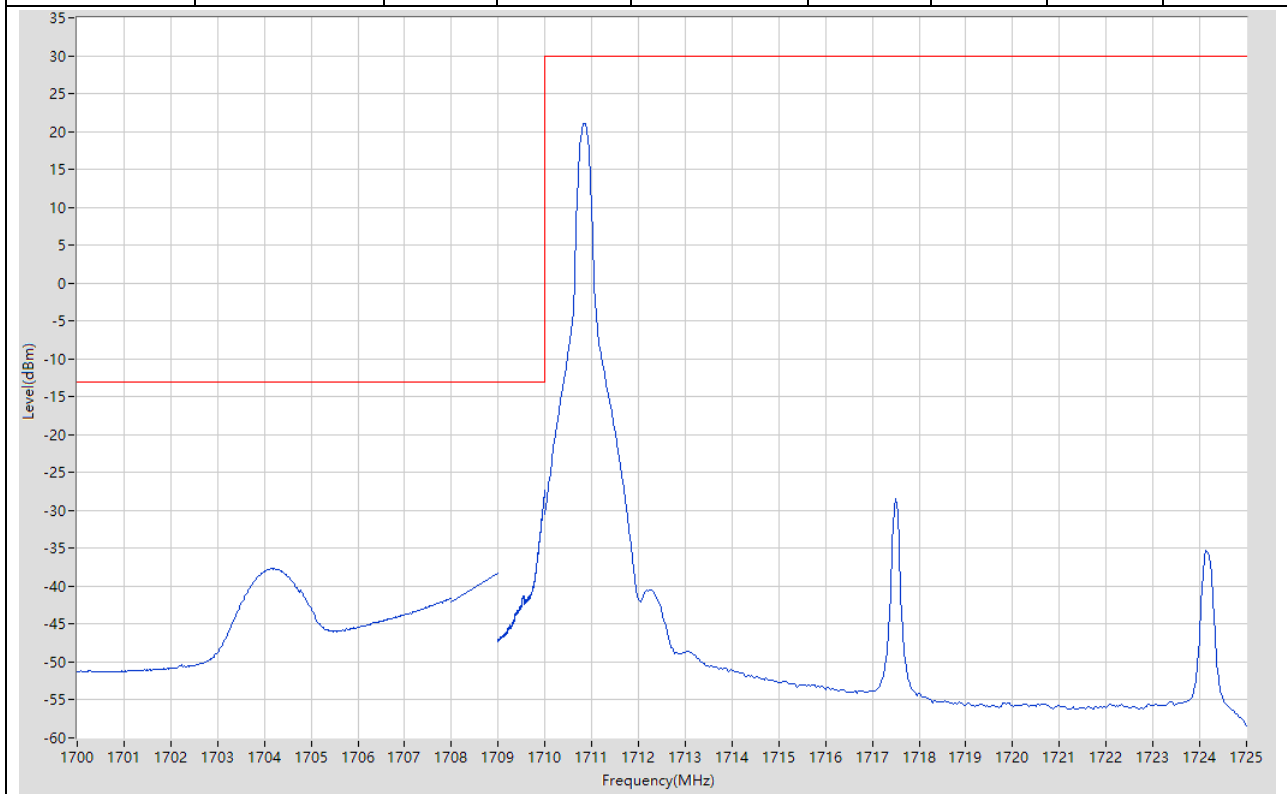
9.34. LTE Band Edge_Part22-24-27(NTNV)(Subtest:34, Channel:20025, Bandwidth:15, Modulation:QPSK, RB Number: 75, RB Position:LOW)

Start Frequency (MHz)	Stop Frequency (MHz)	RBW (MHz)	Detector	Frequency (MHz)	Power (dBm)	Limit (dBm)	Verdict	Sweep Point
1700	1708	1	RMS	1708	-26.24	-13	Pass	401
1708	1709	1	RMS	1708	-26.13	-13	Pass	2
1709	1710	0.15	RMS	1710	-33.44	-13	Pass	401
1710	1725	0.1	RMS	1715.063	2.3	30	Pass	401



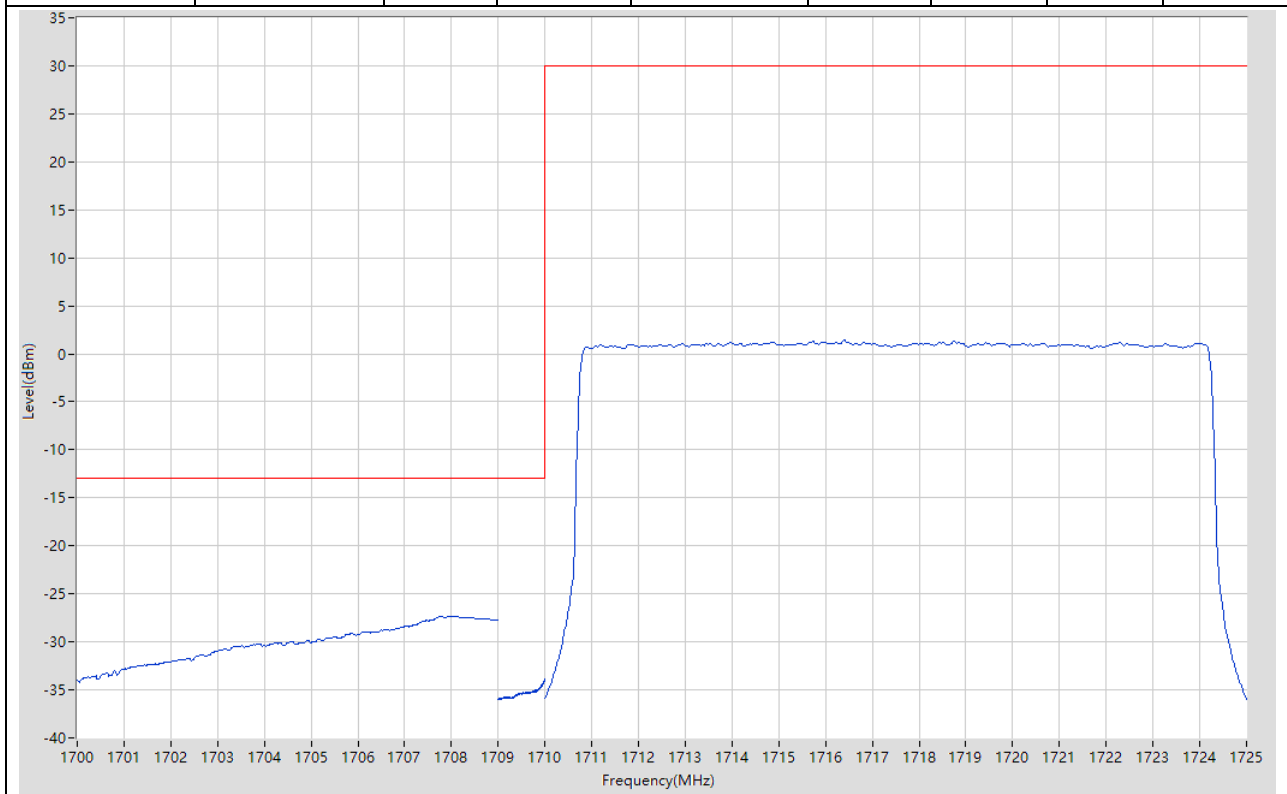
9.35. LTE Band Edge_Part22-24-27(NTNV)(Subtest:35, Channel:20025, Bandwidth:15, Modulation:Q16, RB Number: 1, RB Position:LOW)

Start Frequency (MHz)	Stop Frequency (MHz)	RBW (MHz)	Detector	Frequency (MHz)	Power (dBm)	Limit (dBm)	Verdict	Sweep Point
1700	1708	1	RMS	1704.14	-37.64	-13	Pass	401
1708	1709	1	RMS	1709	-38.26	-13	Pass	2
1709	1710	0.15	RMS	1710	-27.27	-13	Pass	401
1710	1725	0.1	RMS	1710.863	21.1	30	Pass	401



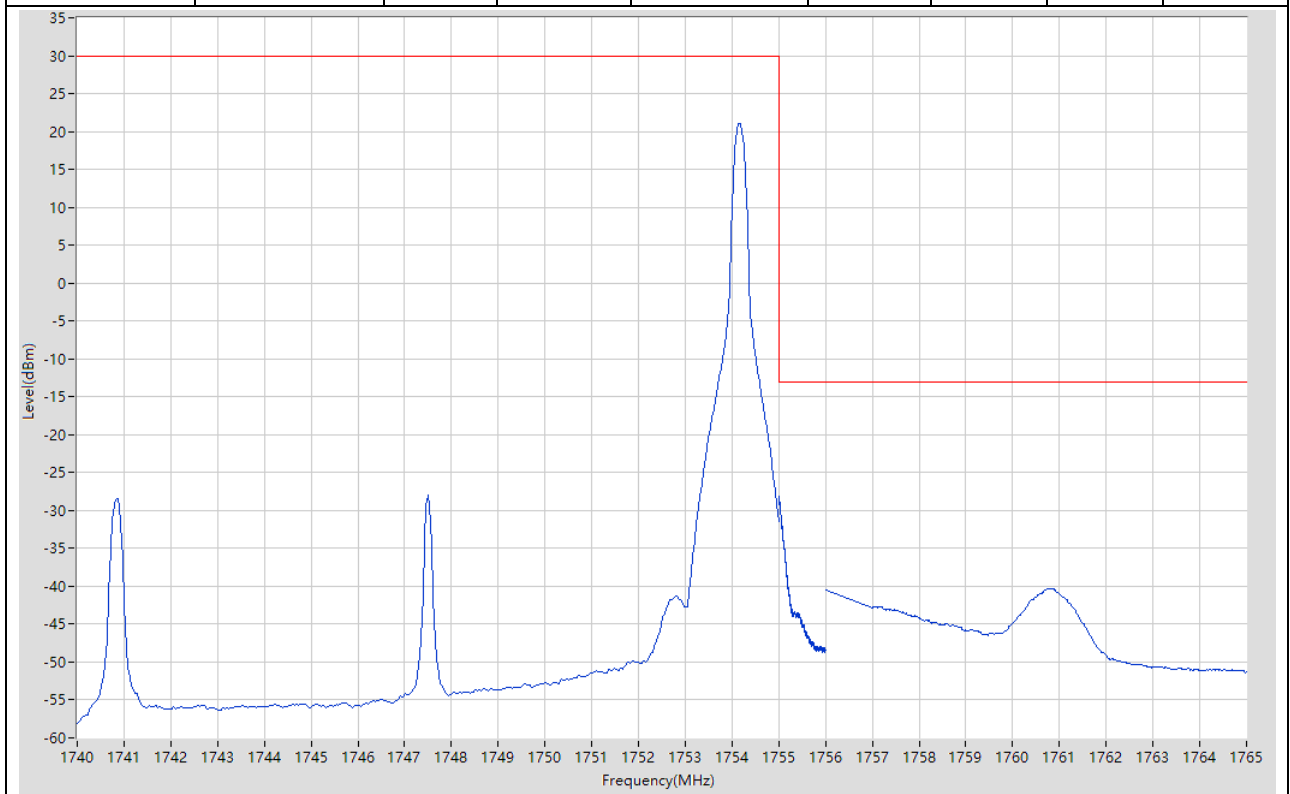
9.36. LTE Band Edge_Part22-24-27(NTNV)(Subtest:36, Channel:20025, Bandwidth:15, Modulation:Q16, RB Number: 75, RB Position:LOW)

Start Frequency (MHz)	Stop Frequency (MHz)	RBW (MHz)	Detector	Frequency (MHz)	Power (dBm)	Limit (dBm)	Verdict	Sweep Point
1700	1708	1	RMS	1707.82	-27.31	-13	Pass	401
1708	1709	1	RMS	1708	-27.34	-13	Pass	2
1709	1710	0.15	RMS	1710	-33.88	-13	Pass	401
1710	1725	0.1	RMS	1716.413	1.45	30	Pass	401



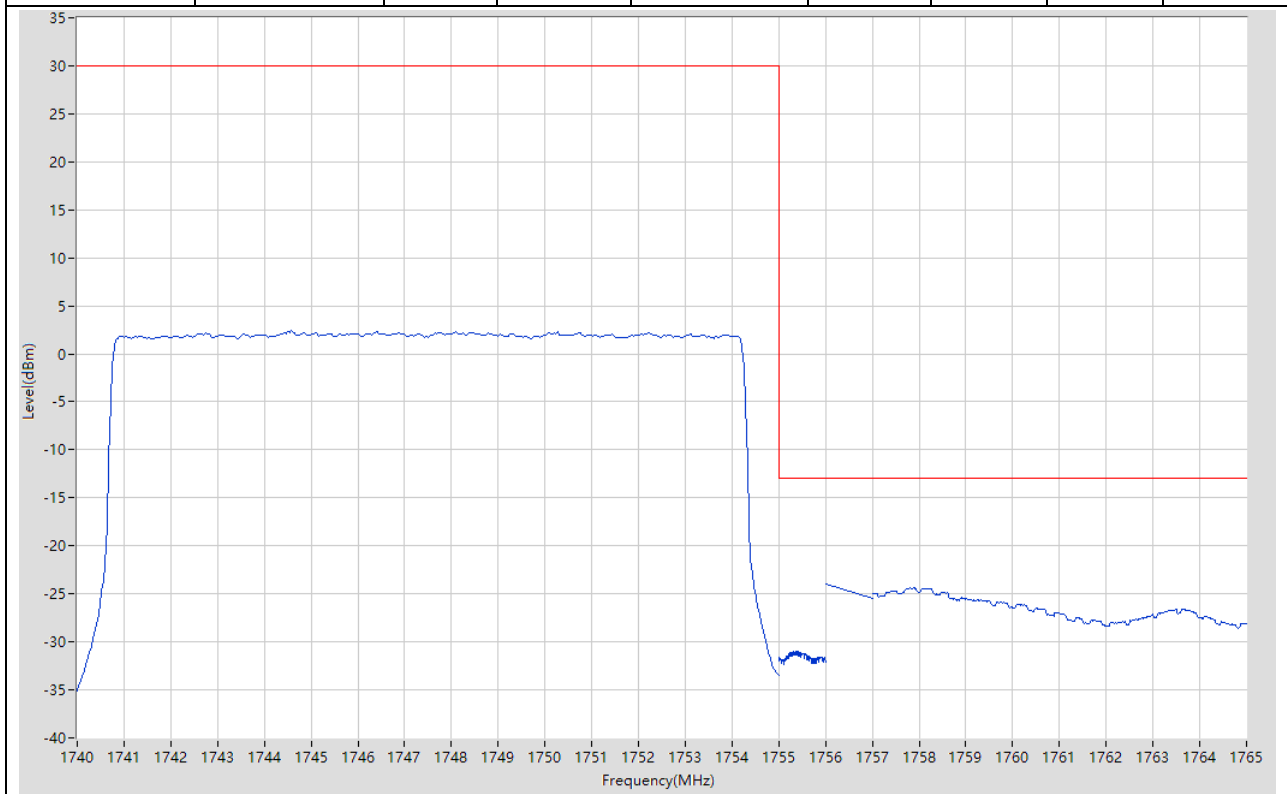
9.37. LTE Band Edge_Part22-24-27(NTNV)(Subtest:37, Channel:20325, Bandwidth:15, Modulation:QPSK, RB Number: 1, RB Position:HIGH)

Start Frequency (MHz)	Stop Frequency (MHz)	RBW (MHz)	Detector	Frequency (MHz)	Power (dBm)	Limit (dBm)	Verdict	Sweep Point
1740	1755	0.1	RMS	1754.138	21.04	30	Pass	401
1755	1756	0.15	RMS	1755	-28.08	-13	Pass	401
1756	1757	1	RMS	1756	-40.43	-13	Pass	2
1757	1765	1	RMS	1760.82	-40.29	-13	Pass	401



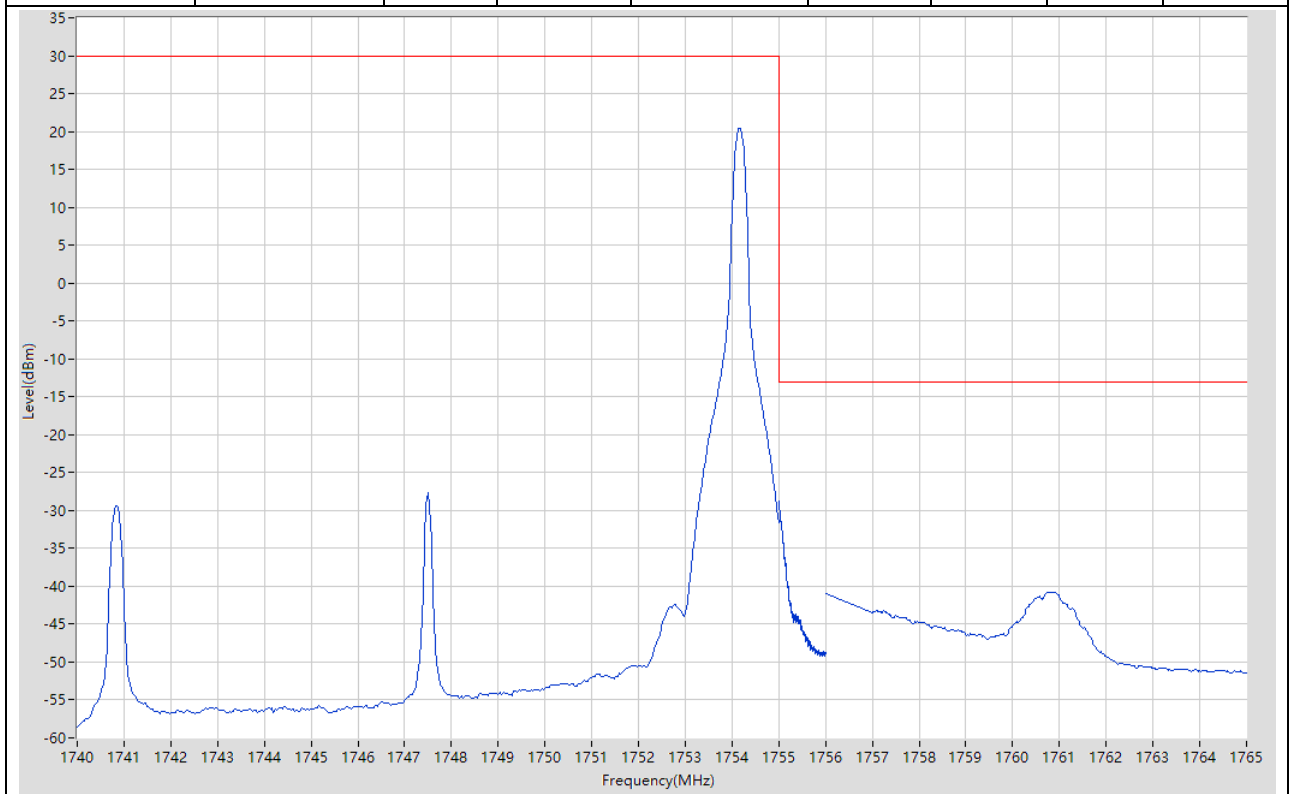
9.38. LTE Band Edge_Part22-24-27(NTNV)(Subtest:38, Channel:20325, Bandwidth:15, Modulation:QPSK, RB Number: 75, RB Position:HIGH)

Start Frequency (MHz)	Stop Frequency (MHz)	RBW (MHz)	Detector	Frequency (MHz)	Power (dBm)	Limit (dBm)	Verdict	Sweep Point
1740	1755	0.1	RMS	1744.575	2.39	30	Pass	401
1755	1756	0.15	RMS	1755.378	-30.96	-13	Pass	401
1756	1757	1	RMS	1756	-23.94	-13	Pass	2
1757	1765	1	RMS	1757.88	-24.37	-13	Pass	401



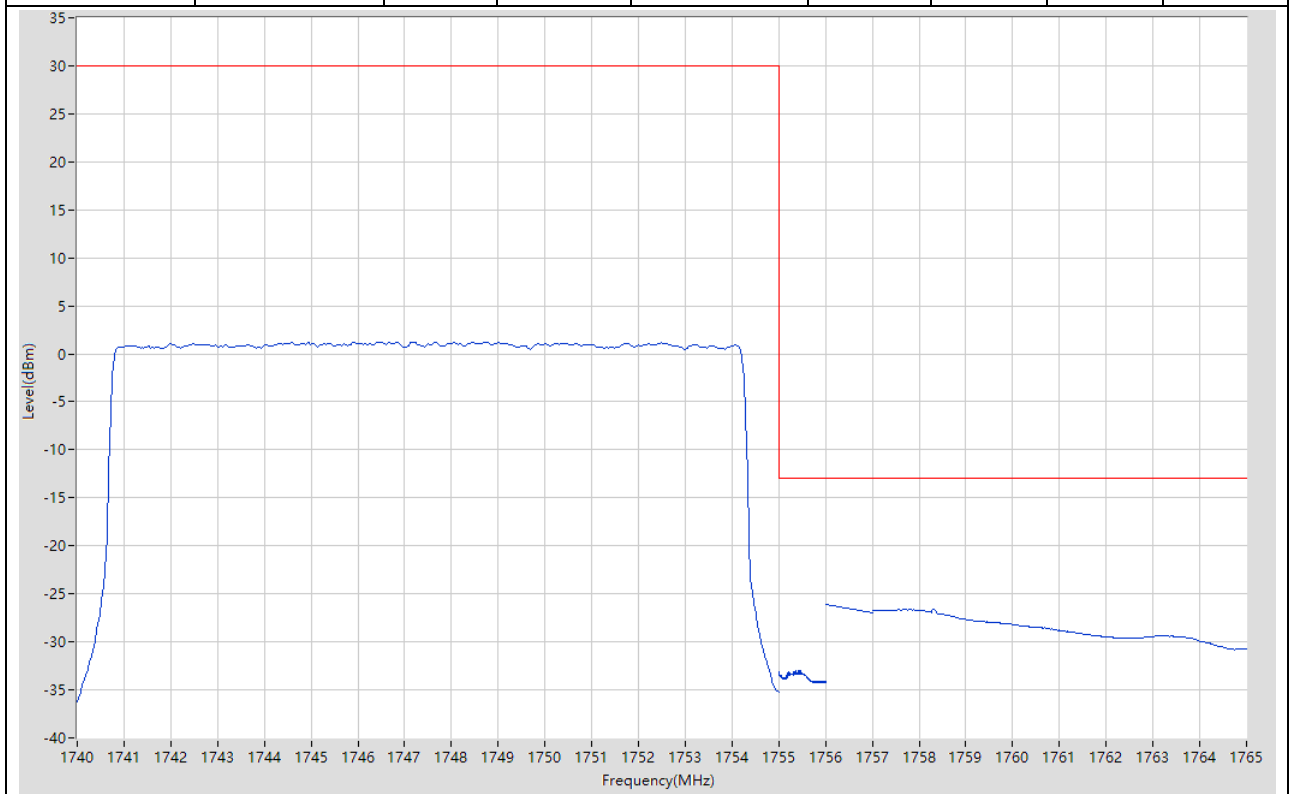
9.39. LTE Band Edge_Part22-24-27(NTNV)(Subtest:39, Channel:20325, Bandwidth:15, Modulation:Q16, RB Number: 1, RB Position:HIGH)

Start Frequency (MHz)	Stop Frequency (MHz)	RBW (MHz)	Detector	Frequency (MHz)	Power (dBm)	Limit (dBm)	Verdict	Sweep Point
1740	1755	0.1	RMS	1754.175	20.38	30	Pass	401
1755	1756	0.15	RMS	1755	-28.8	-13	Pass	401
1756	1757	1	RMS	1756	-40.98	-13	Pass	2
1757	1765	1	RMS	1760.82	-40.83	-13	Pass	401



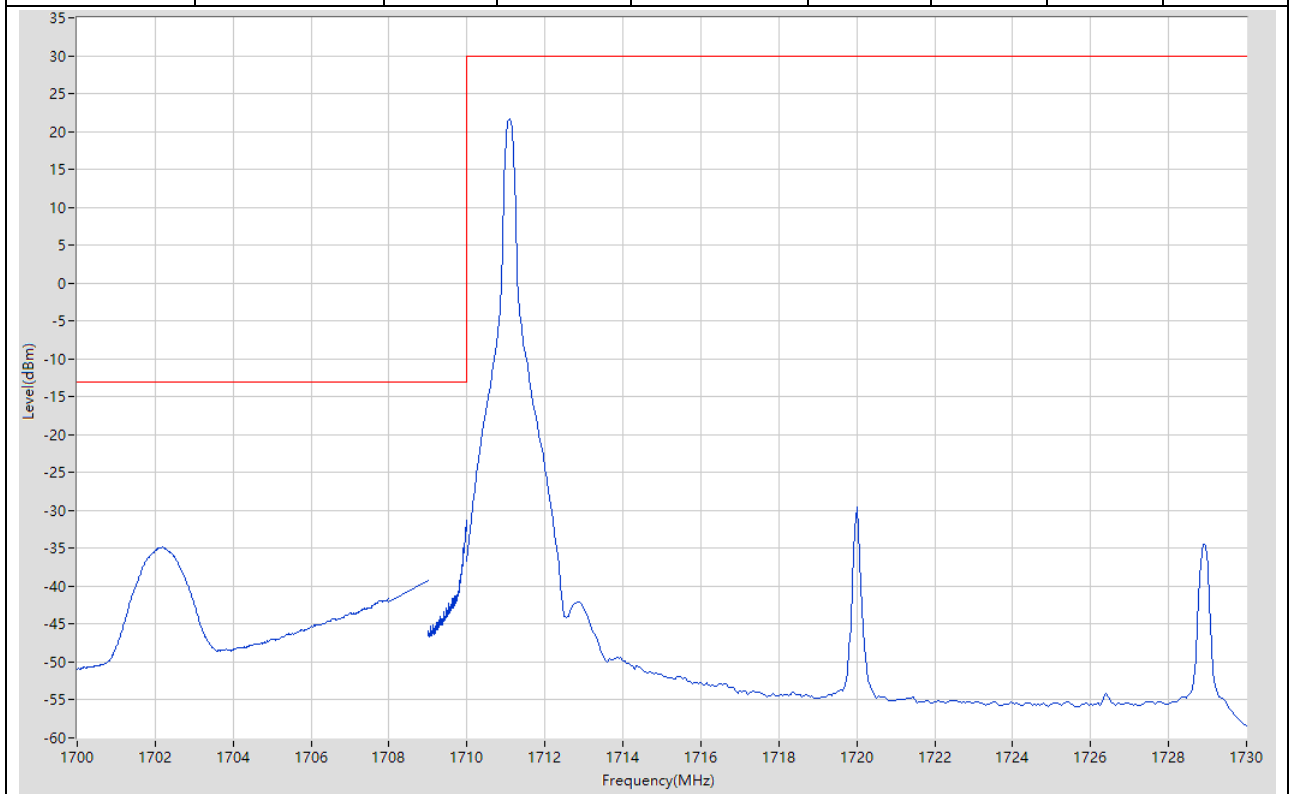
9.40. LTE Band Edge_Part22-24-27(NTNV)(Subtest:40, Channel:20325, Bandwidth:15, Modulation:Q16, RB Number: 75, RB Position:HIGH)

Start Frequency (MHz)	Stop Frequency (MHz)	RBW (MHz)	Detector	Frequency (MHz)	Power (dBm)	Limit (dBm)	Verdict	Sweep Point
1740	1755	0.1	RMS	1746.45	1.25	30	Pass	401
1755	1756	0.15	RMS	1755.45	-32.99	-13	Pass	401
1756	1757	1	RMS	1756	-26.07	-13	Pass	2
1757	1765	1	RMS	1758.3	-26.62	-13	Pass	401



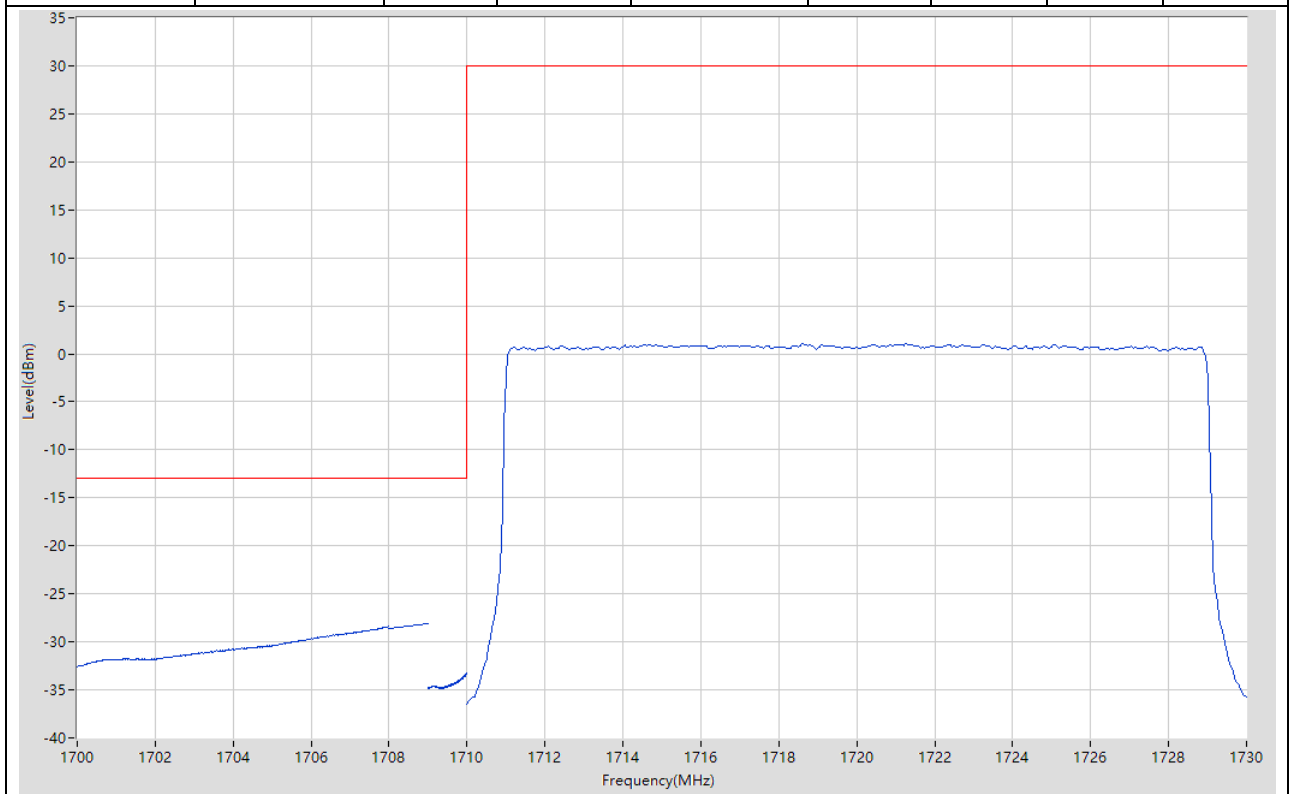
9.41. LTE Band Edge_Part22-24-27(NTNV)(Subtest:41, Channel:20050, Bandwidth:20, Modulation:QPSK, RB Number: 1, RB Position:LOW)

Start Frequency (MHz)	Stop Frequency (MHz)	RBW (MHz)	Detector	Frequency (MHz)	Power (dBm)	Limit (dBm)	Verdict	Sweep Point
1700	1708	1	RMS	1702.2	-34.85	-13	Pass	401
1708	1709	1	RMS	1709	-39.27	-13	Pass	2
1709	1710	0.2	RMS	1709.998	-31.33	-13	Pass	401
1710	1730	0.1	RMS	1711.1	21.7	30	Pass	401



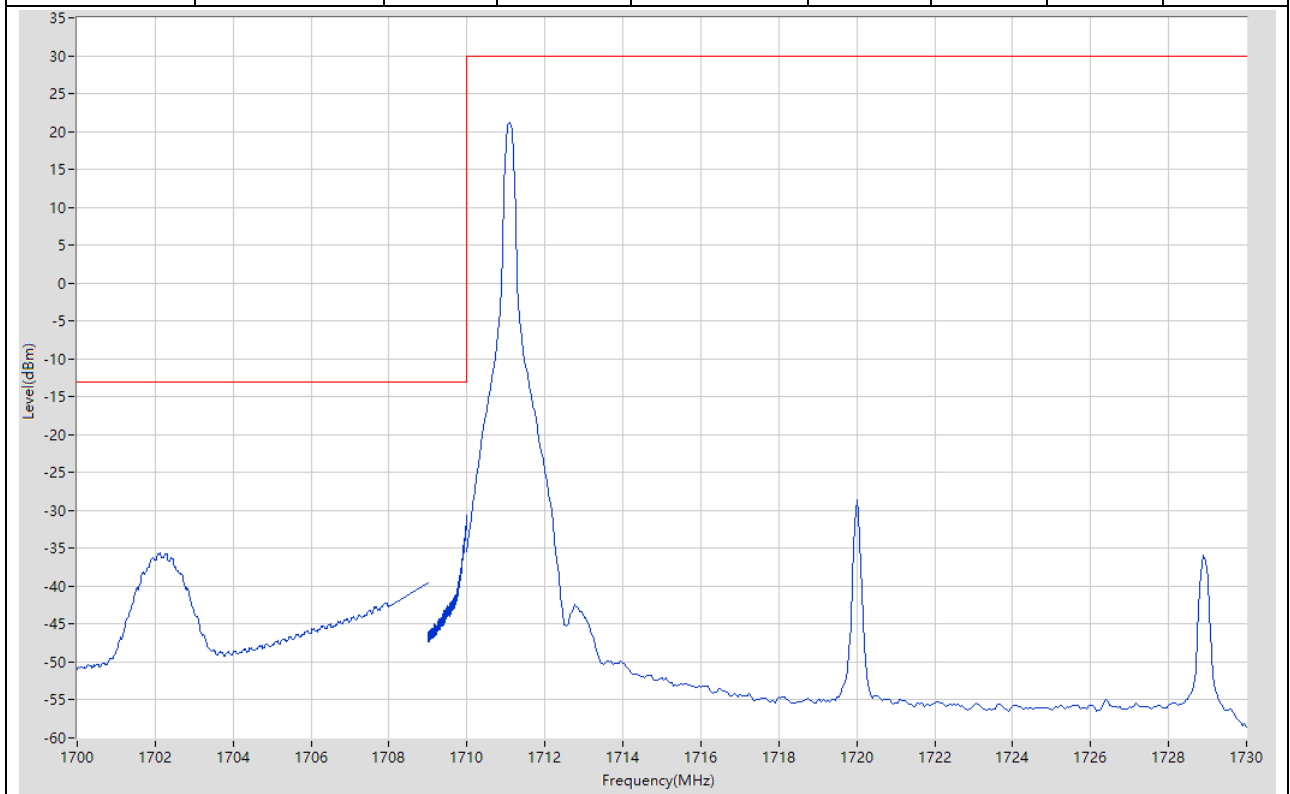
9.42. LTE Band Edge_Part22-24-27(NTNV)(Subtest:42, Channel:20050, Bandwidth:20, Modulation:QPSK, RB Number: 100, RB Position:LOW)

Start Frequency (MHz)	Stop Frequency (MHz)	RBW (MHz)	Detector	Frequency (MHz)	Power (dBm)	Limit (dBm)	Verdict	Sweep Point
1700	1708	1	RMS	1708	-28.4	-13	Pass	401
1708	1709	1	RMS	1709	-28.06	-13	Pass	2
1709	1710	0.2	RMS	1709.995	-33.27	-13	Pass	401
1710	1730	0.1	RMS	1721.25	1.03	30	Pass	401



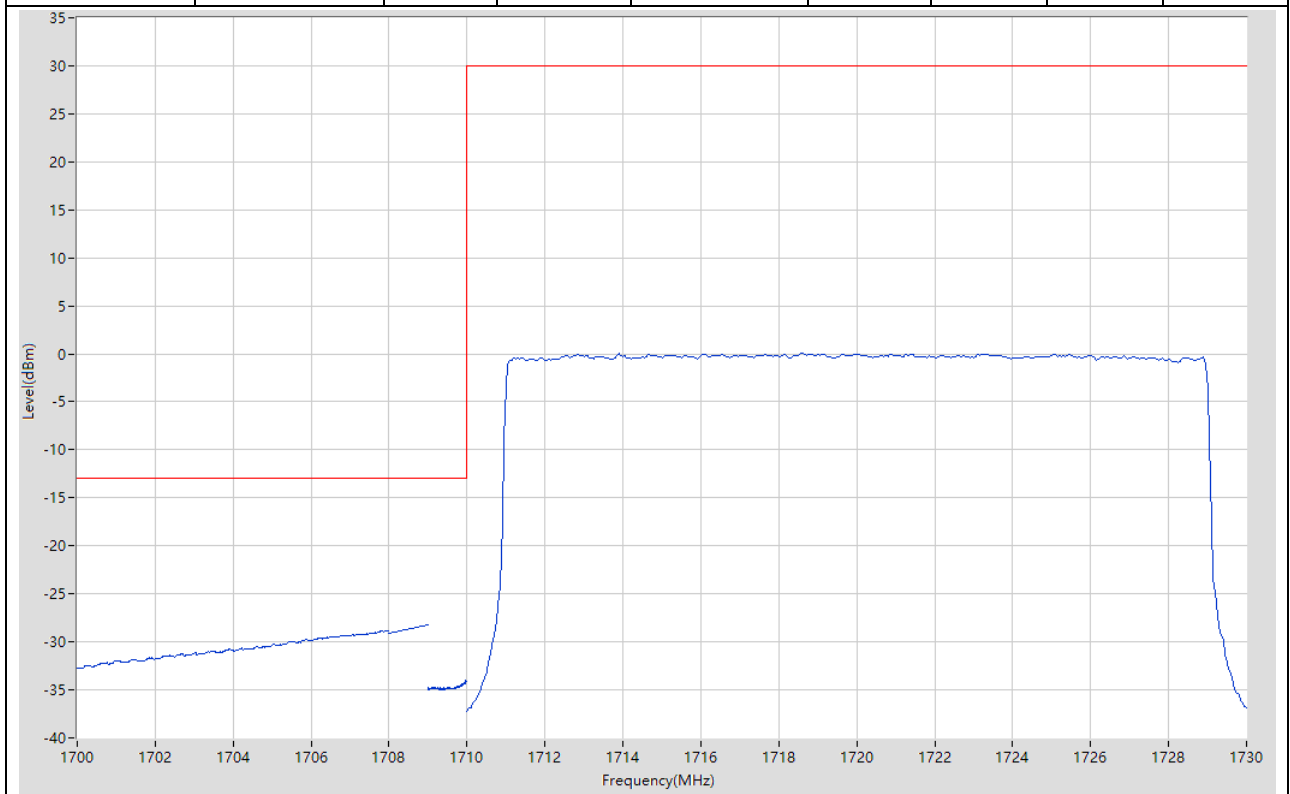
9.43. LTE Band Edge_Part22-24-27(NTNV)(Subtest:43, Channel:20050, Bandwidth:20, Modulation:Q16, RB Number: 1, RB Position:LOW)

Start Frequency (MHz)	Stop Frequency (MHz)	RBW (MHz)	Detector	Frequency (MHz)	Power (dBm)	Limit (dBm)	Verdict	Sweep Point
1700	1708	1	RMS	1702.12	-35.63	-13	Pass	401
1708	1709	1	RMS	1709	-39.49	-13	Pass	2
1709	1710	0.2	RMS	1709.995	-30.74	-13	Pass	401
1710	1730	0.1	RMS	1711.1	21.22	30	Pass	401



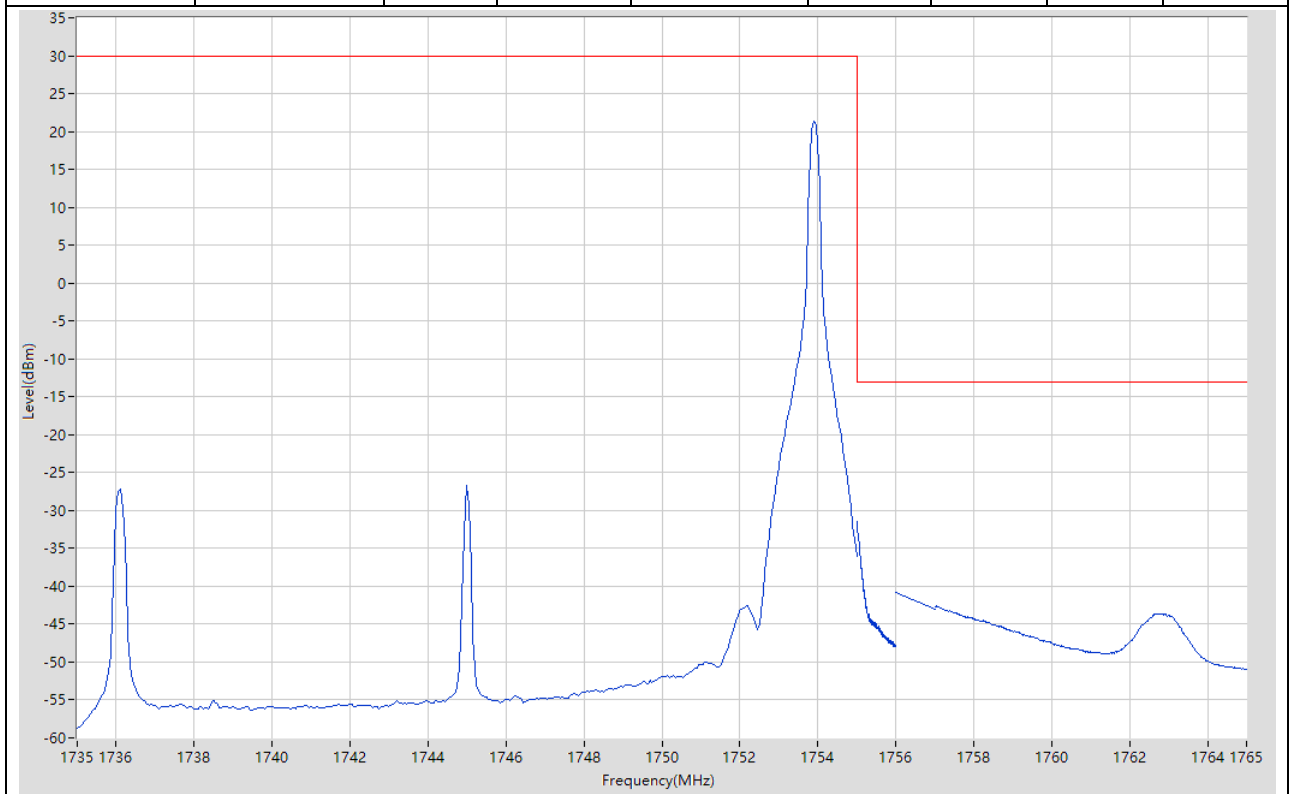
9.44. LTE Band Edge_Part22-24-27(NTNV)(Subtest:44, Channel:20050, Bandwidth:20, Modulation:Q16, RB Number: 100, RB Position:LOW)

Start Frequency (MHz)	Stop Frequency (MHz)	RBW (MHz)	Detector	Frequency (MHz)	Power (dBm)	Limit (dBm)	Verdict	Sweep Point
1700	1708	1	RMS	1707.8	-28.82	-13	Pass	401
1708	1709	1	RMS	1709	-28.26	-13	Pass	2
1709	1710	0.2	RMS	1709.963	-34.05	-13	Pass	401
1710	1730	0.1	RMS	1718.6	0.02	30	Pass	401



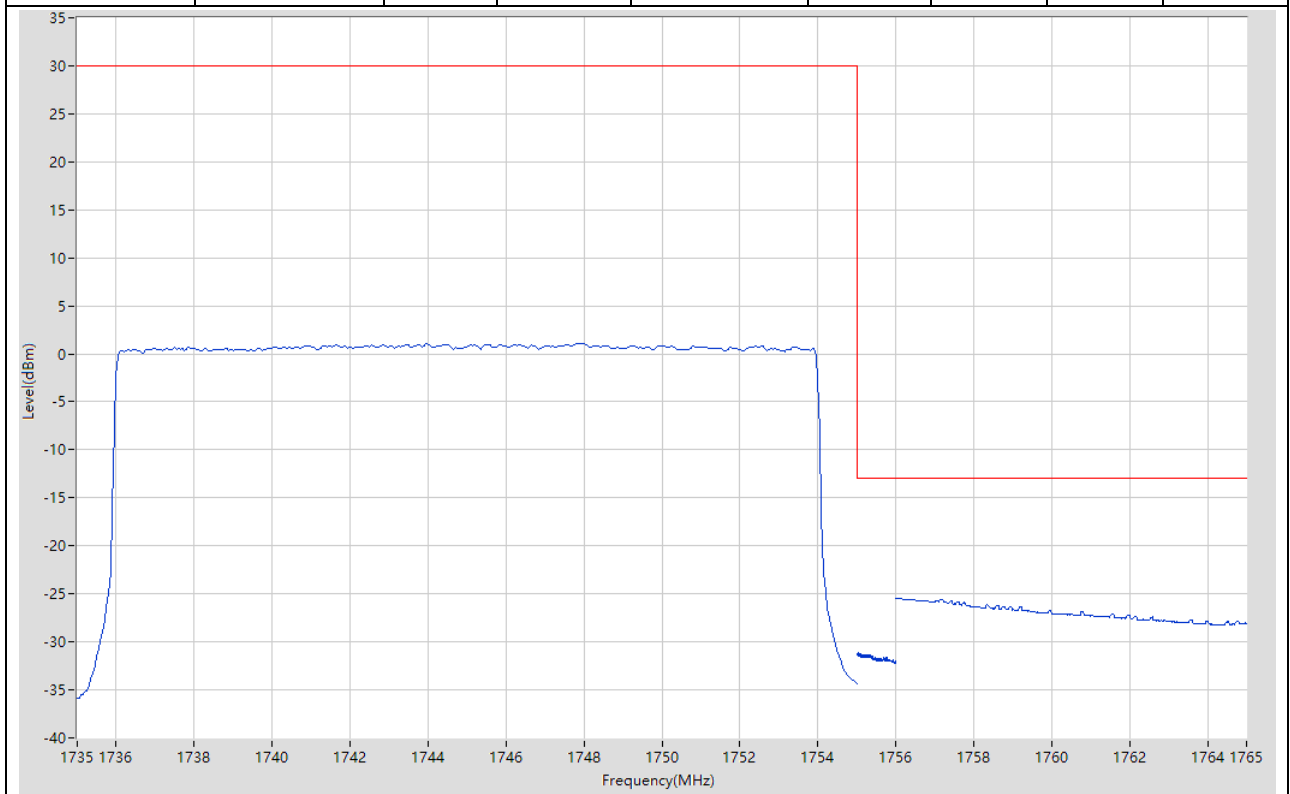
9.45. LTE Band Edge_Part22-24-27(NTNV)(Subtest:45, Channel:20300, Bandwidth:20, Modulation:QPSK, RB Number: 1, RB Position:HIGH)

Start Frequency (MHz)	Stop Frequency (MHz)	RBW (MHz)	Detector	Frequency (MHz)	Power (dBm)	Limit (dBm)	Verdict	Sweep Point
1735	1755	0.1	RMS	1753.9	21.29	30	Pass	401
1755	1756	0.2	RMS	1755.005	-31.45	-13	Pass	401
1756	1757	1	RMS	1756	-40.75	-13	Pass	2
1757	1765	1	RMS	1757.04	-42.61	-13	Pass	401



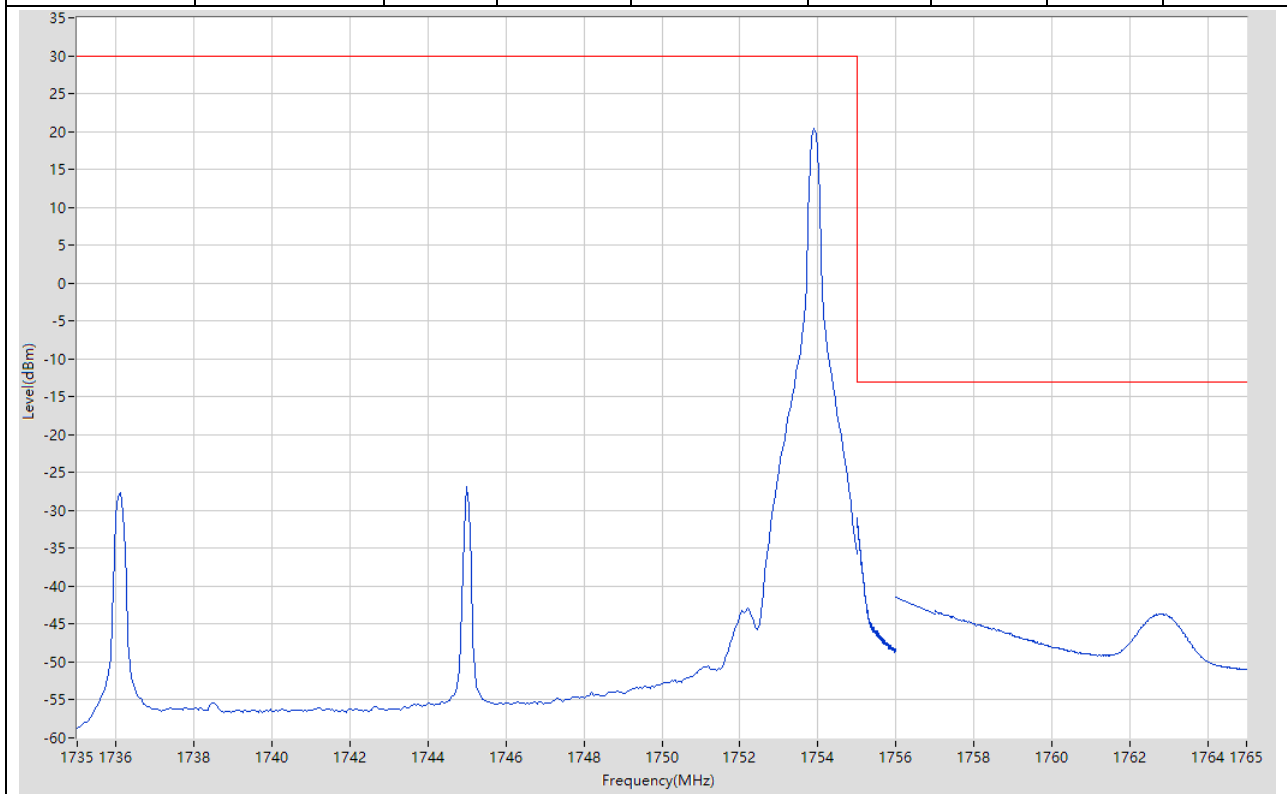
9.46. LTE Band Edge_Part22-24-27(NTNV)(Subtest:46, Channel:20300, Bandwidth:20, Modulation:QPSK, RB Number: 100, RB Position:HIGH)

Start Frequency (MHz)	Stop Frequency (MHz)	RBW (MHz)	Detector	Frequency (MHz)	Power (dBm)	Limit (dBm)	Verdict	Sweep Point
1735	1755	0.1	RMS	1747.9	1.03	30	Pass	401
1755	1756	0.2	RMS	1755.053	-31.17	-13	Pass	401
1756	1757	1	RMS	1756	-25.43	-13	Pass	2
1757	1765	1	RMS	1757.18	-25.54	-13	Pass	401



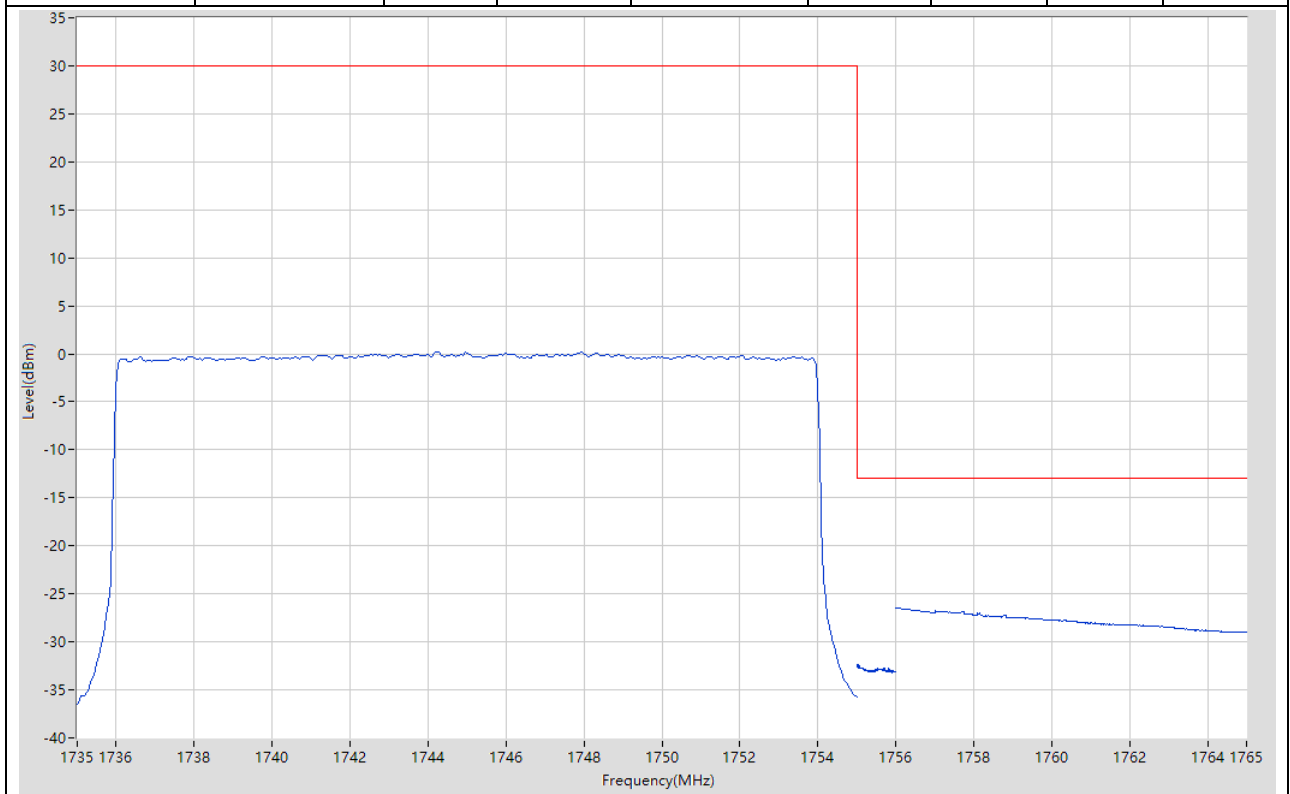
9.47. LTE Band Edge_Part22-24-27(NTNV)(Subtest:47, Channel:20300, Bandwidth:20, Modulation:Q16, RB Number: 1, RB Position:HIGH)

Start Frequency (MHz)	Stop Frequency (MHz)	RBW (MHz)	Detector	Frequency (MHz)	Power (dBm)	Limit (dBm)	Verdict	Sweep Point
1735	1755	0.1	RMS	1753.9	20.35	30	Pass	401
1755	1756	0.2	RMS	1755	-31.05	-13	Pass	401
1756	1757	1	RMS	1756	-41.5	-13	Pass	2
1757	1765	1	RMS	1757	-43.25	-13	Pass	401



9.48. LTE Band Edge_Part22-24-27(NTNV)(Subtest:48, Channel:20300, Bandwidth:20, Modulation:Q16, RB Number: 100, RB Position:HIGH)

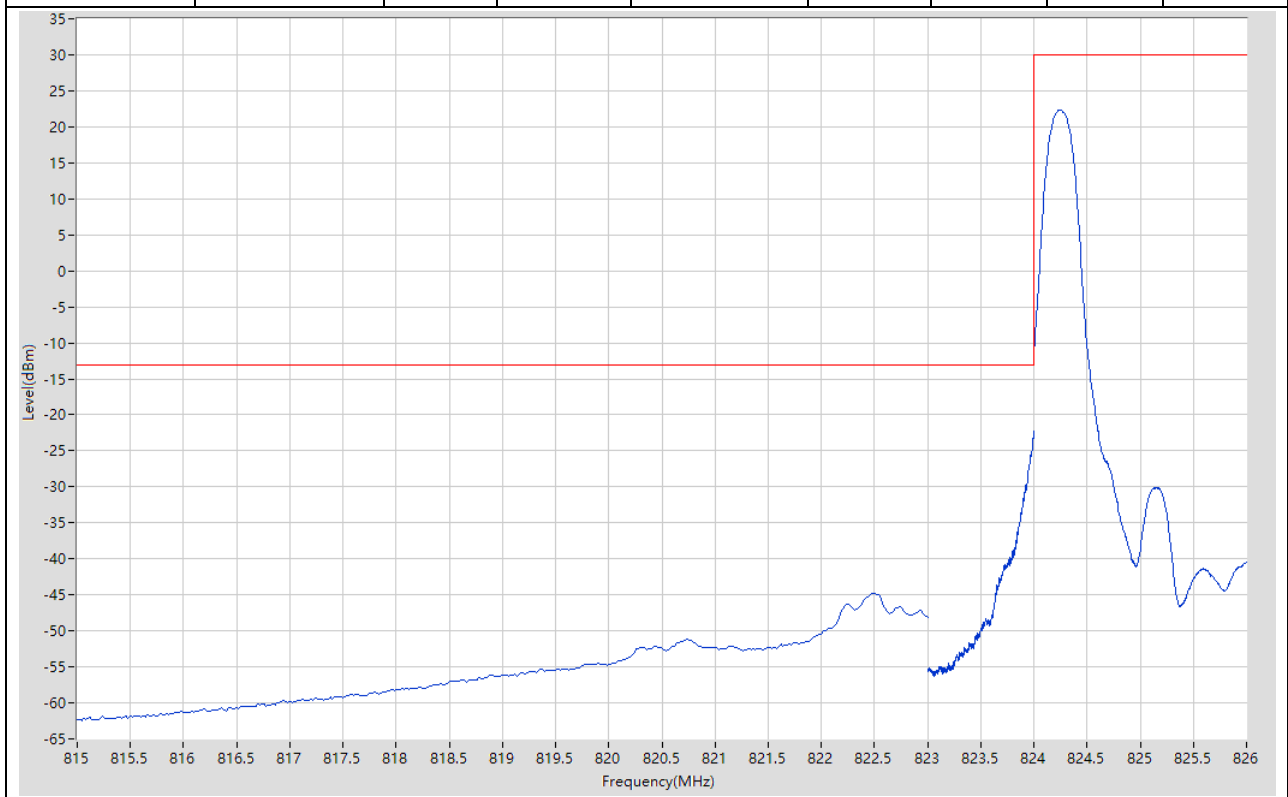
Start Frequency (MHz)	Stop Frequency (MHz)	RBW (MHz)	Detector	Frequency (MHz)	Power (dBm)	Limit (dBm)	Verdict	Sweep Point
1735	1755	0.1	RMS	1747.95	0.17	30	Pass	401
1755	1756	0.2	RMS	1755.023	-32.41	-13	Pass	401
1756	1757	1	RMS	1756	-26.44	-13	Pass	2
1757	1765	1	RMS	1757	-26.77	-13	Pass	401



10. LTE_Band5

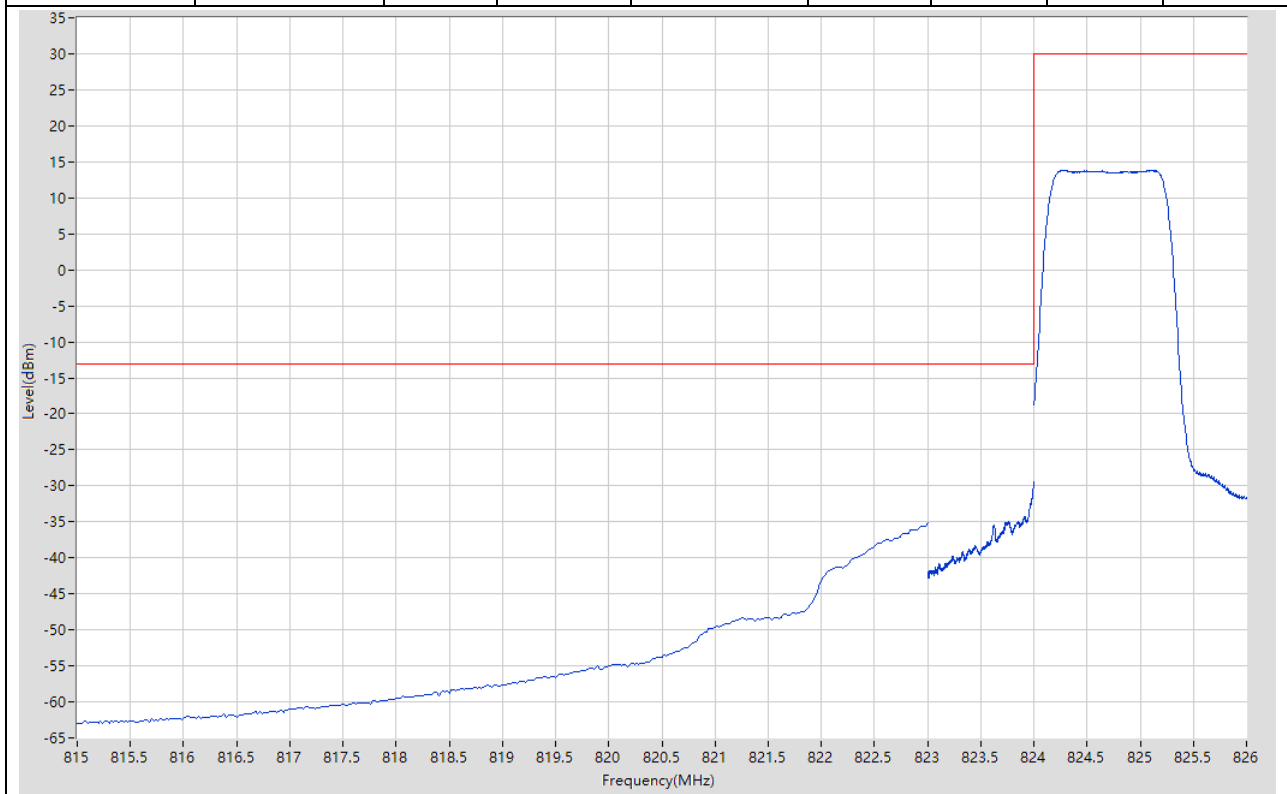
10.1. LTE Band Edge_Part22-24-27(NTNV)(Subtest:1, Channel:20407, Bandwidth:1.4, Modulation:QPSK, RB Number: 1, RB Position:LOW)

Start Frequency (MHz)	Stop Frequency (MHz)	RBW (MHz)	Detector	Frequency (MHz)	Power (dBm)	Limit (dBm)	Verdict	Sweep Point
815	823	0.1	RMS	822.48	-44.81	-13	Pass	401
823	824	0.02	RMS	824	-22.23	-13	Pass	401
824	826	0.1	RMS	824.24	22.36	30	Pass	401



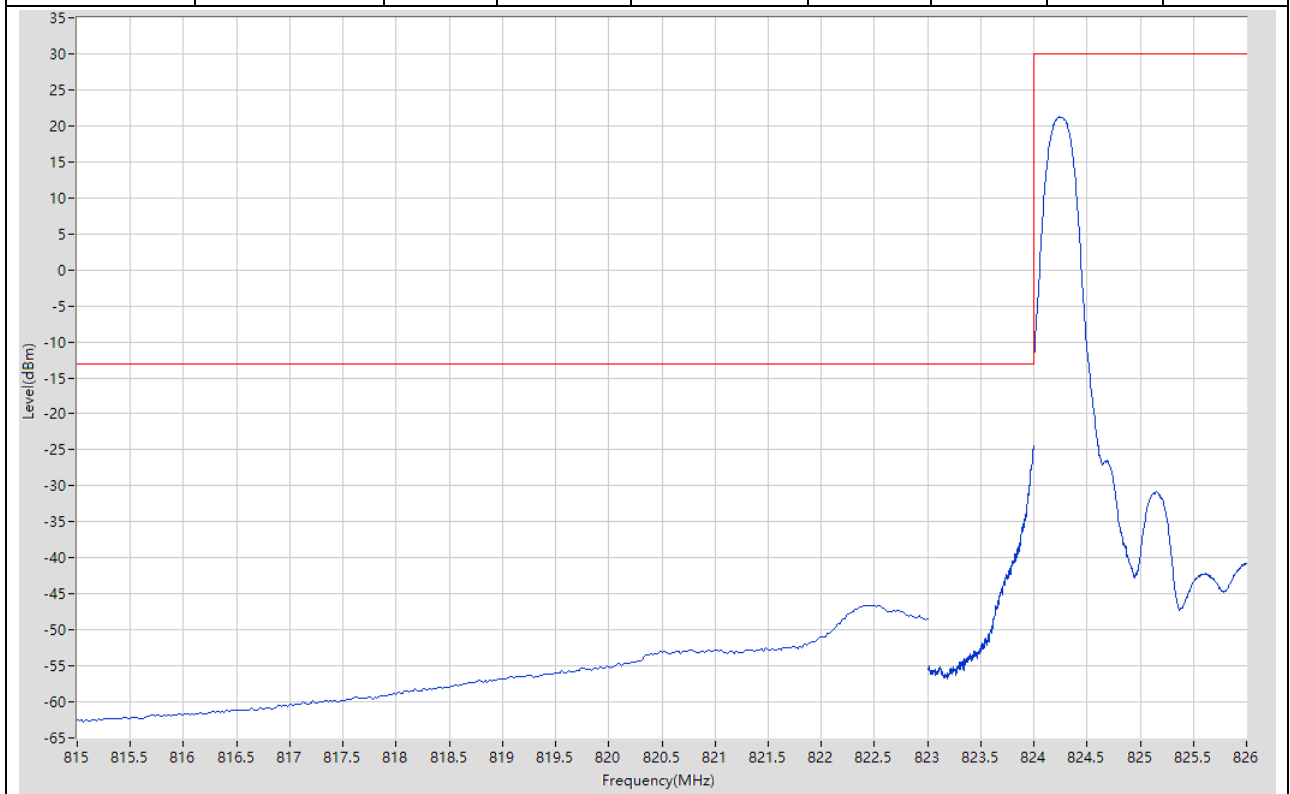
10.2. LTE Band Edge_Part22-24-27(NTNV)(Subtest:2, Channel:20407, Bandwidth:1.4, Modulation:QPSK, RB Number: 6, RB Position:LOW)

Start Frequency (MHz)	Stop Frequency (MHz)	RBW (MHz)	Detector	Frequency (MHz)	Power (dBm)	Limit (dBm)	Verdict	Sweep Point
815	823	0.1	RMS	823	-35.11	-13	Pass	401
823	824	0.02	RMS	824	-29.48	-13	Pass	401
824	826	0.1	RMS	824.285	13.82	30	Pass	401



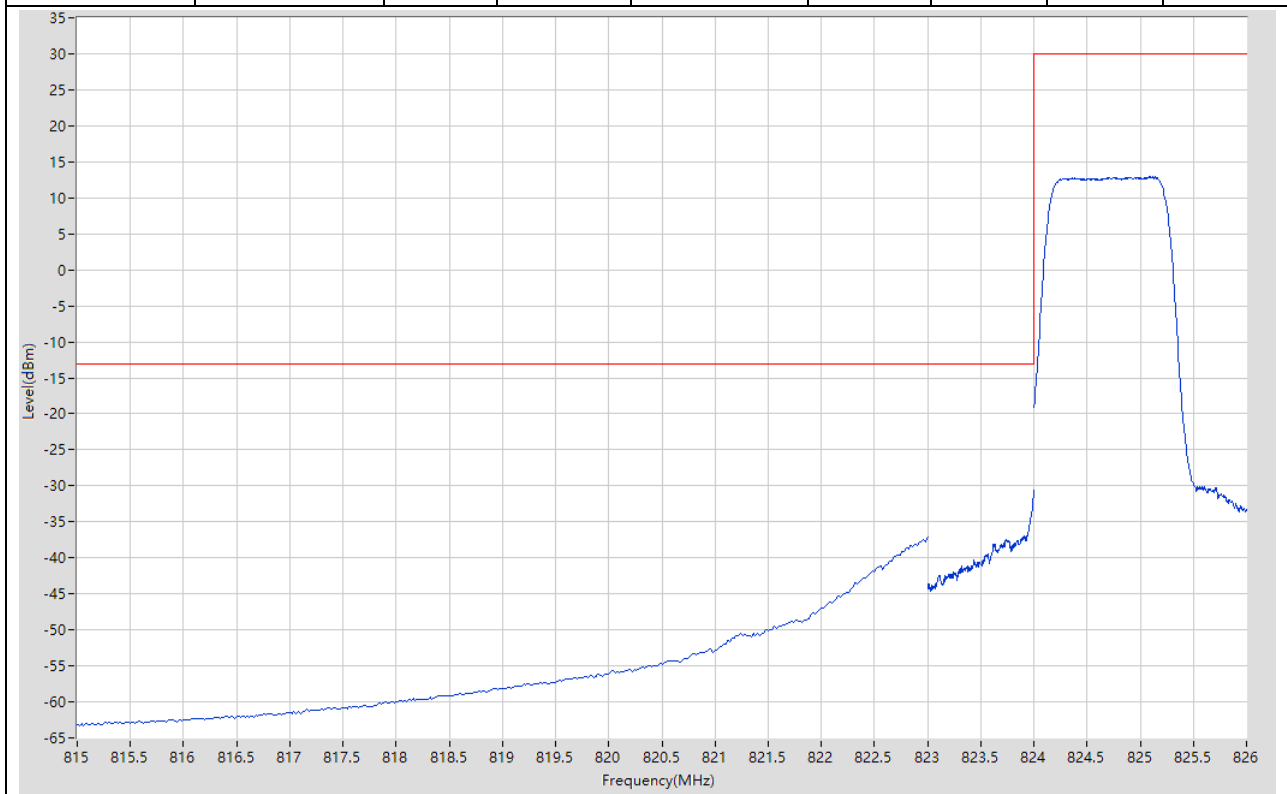
10.3. LTE Band Edge_Part22-24-27(NTNV)(Subtest:3, Channel:20407, Bandwidth:1.4, Modulation:Q16, RB Number: 1, RB Position:LOW)

Start Frequency (MHz)	Stop Frequency (MHz)	RBW (MHz)	Detector	Frequency (MHz)	Power (dBm)	Limit (dBm)	Verdict	Sweep Point
815	823	0.1	RMS	822.42	-46.57	-13	Pass	401
823	824	0.02	RMS	824	-24.35	-13	Pass	401
824	826	0.1	RMS	824.235	21.23	30	Pass	401



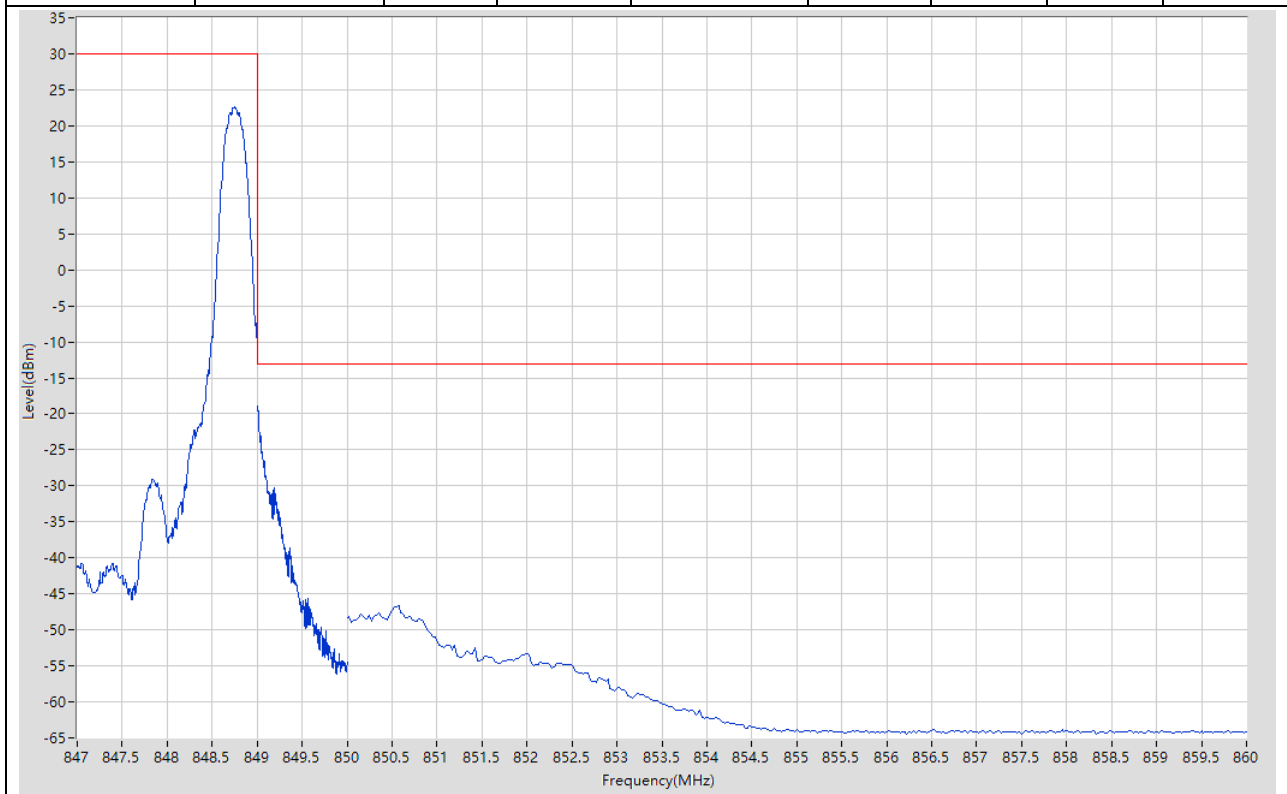
10.4. LTE Band Edge_Part22-24-27(NTNV)(Subtest:4, Channel:20407, Bandwidth:1.4, Modulation:Q16, RB Number: 6, RB Position:LOW)

Start Frequency (MHz)	Stop Frequency (MHz)	RBW (MHz)	Detector	Frequency (MHz)	Power (dBm)	Limit (dBm)	Verdict	Sweep Point
815	823	0.1	RMS	823	-37.14	-13	Pass	401
823	824	0.02	RMS	824	-30.67	-13	Pass	401
824	826	0.1	RMS	825.1	12.97	30	Pass	401



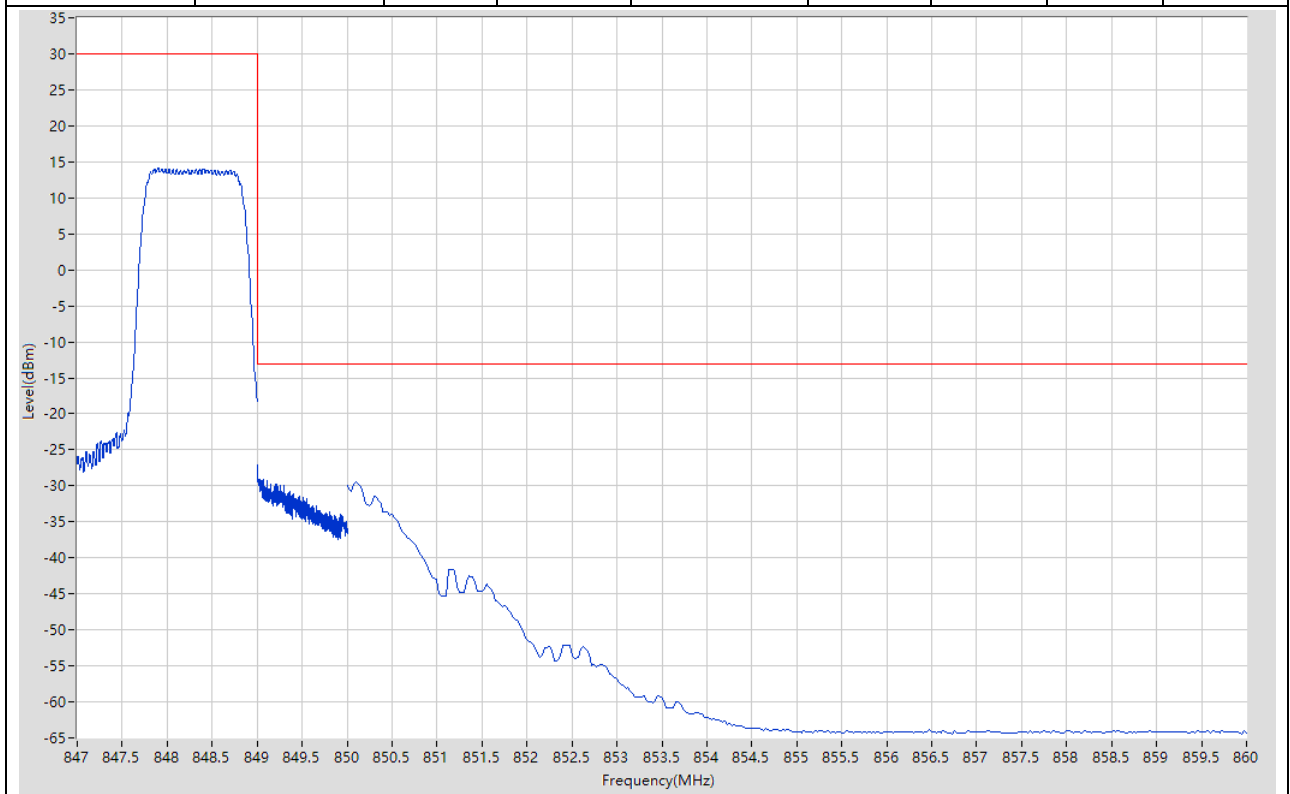
10.5. LTE Band Edge_Part22-24-27(NTNV)(Subtest:5, Channel:20643, Bandwidth:1.4, Modulation:QPSK, RB Number: 1, RB Position:HIGH)

Start Frequency (MHz)	Stop Frequency (MHz)	RBW (MHz)	Detector	Frequency (MHz)	Power (dBm)	Limit (dBm)	Verdict	Sweep Point
847	849	0.1	RMS	848.755	22.57	30	Pass	401
849	850	0.02	RMS	849.005	-18.93	-13	Pass	401
850	860	0.1	RMS	850.575	-46.56	-13	Pass	401



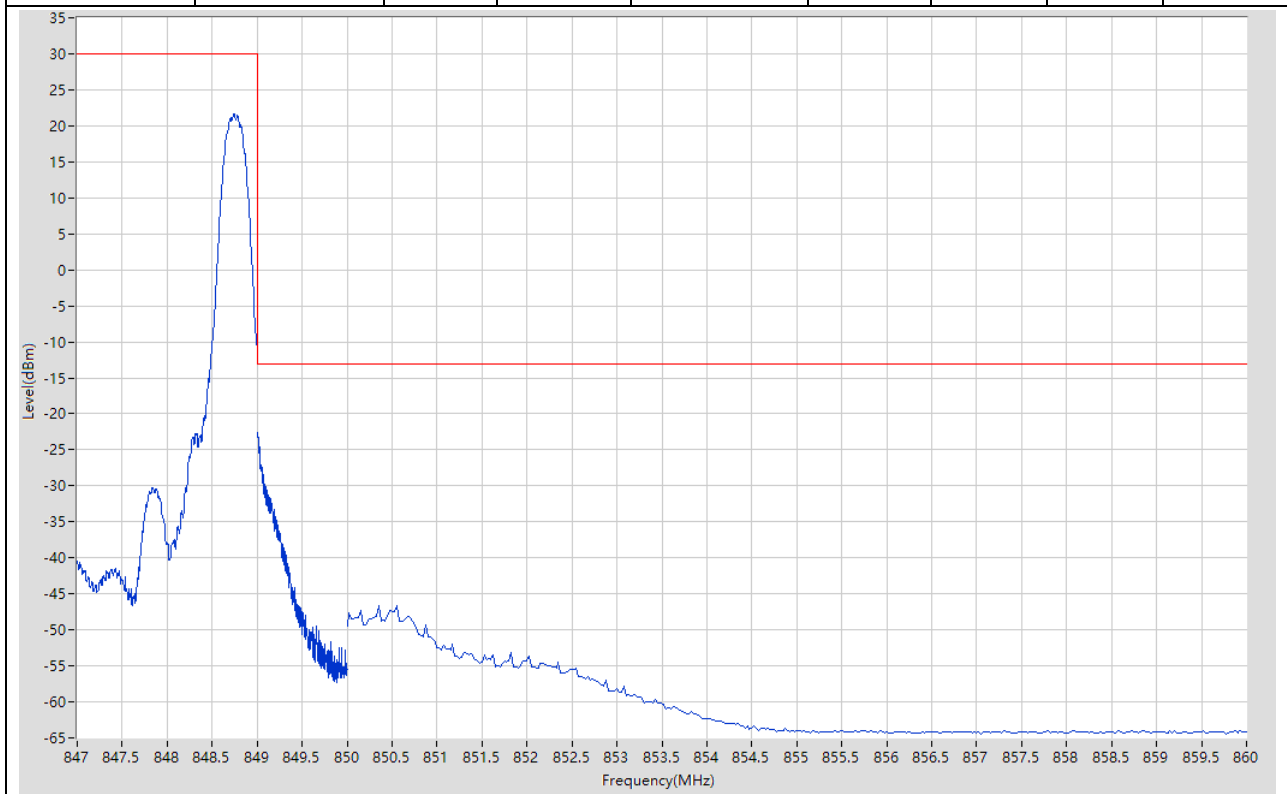
10.6. LTE Band Edge_Part22-24-27(NTNV)(Subtest:6, Channel:20643, Bandwidth:1.4, Modulation:QPSK, RB Number: 6, RB Position:HIGH)

Start Frequency (MHz)	Stop Frequency (MHz)	RBW (MHz)	Detector	Frequency (MHz)	Power (dBm)	Limit (dBm)	Verdict	Sweep Point
847	849	0.1	RMS	847.905	14.15	30	Pass	401
849	850	0.02	RMS	849	-27.13	-13	Pass	401
850	860	0.1	RMS	850.1	-29.44	-13	Pass	401



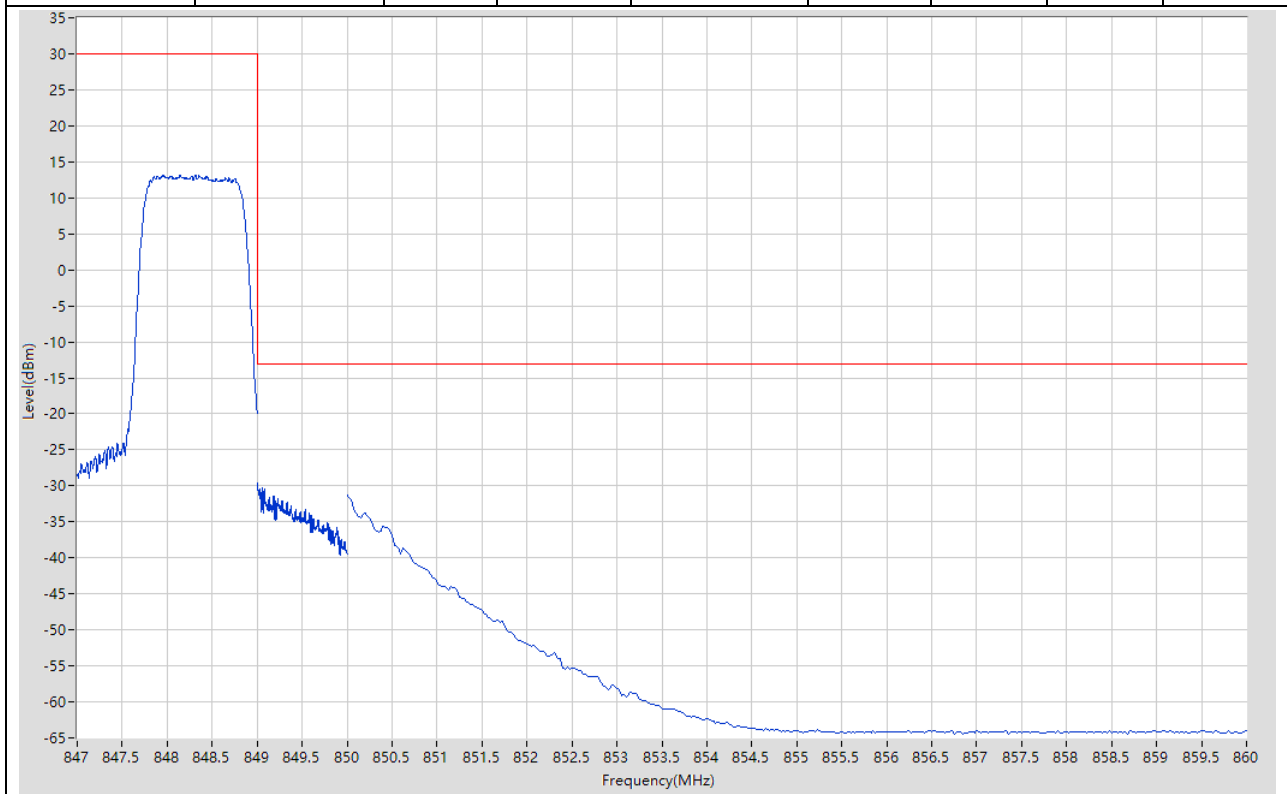
10.7. LTE Band Edge_Part22-24-27(NTNV)(Subtest:7, Channel:20643, Bandwidth:1.4, Modulation:Q16, RB Number: 1, RB Position:HIGH)

Start Frequency (MHz)	Stop Frequency (MHz)	RBW (MHz)	Detector	Frequency (MHz)	Power (dBm)	Limit (dBm)	Verdict	Sweep Point
847	849	0.1	RMS	848.75	21.63	30	Pass	401
849	850	0.02	RMS	849.005	-22.52	-13	Pass	401
850	860	0.1	RMS	850.55	-46.6	-13	Pass	401



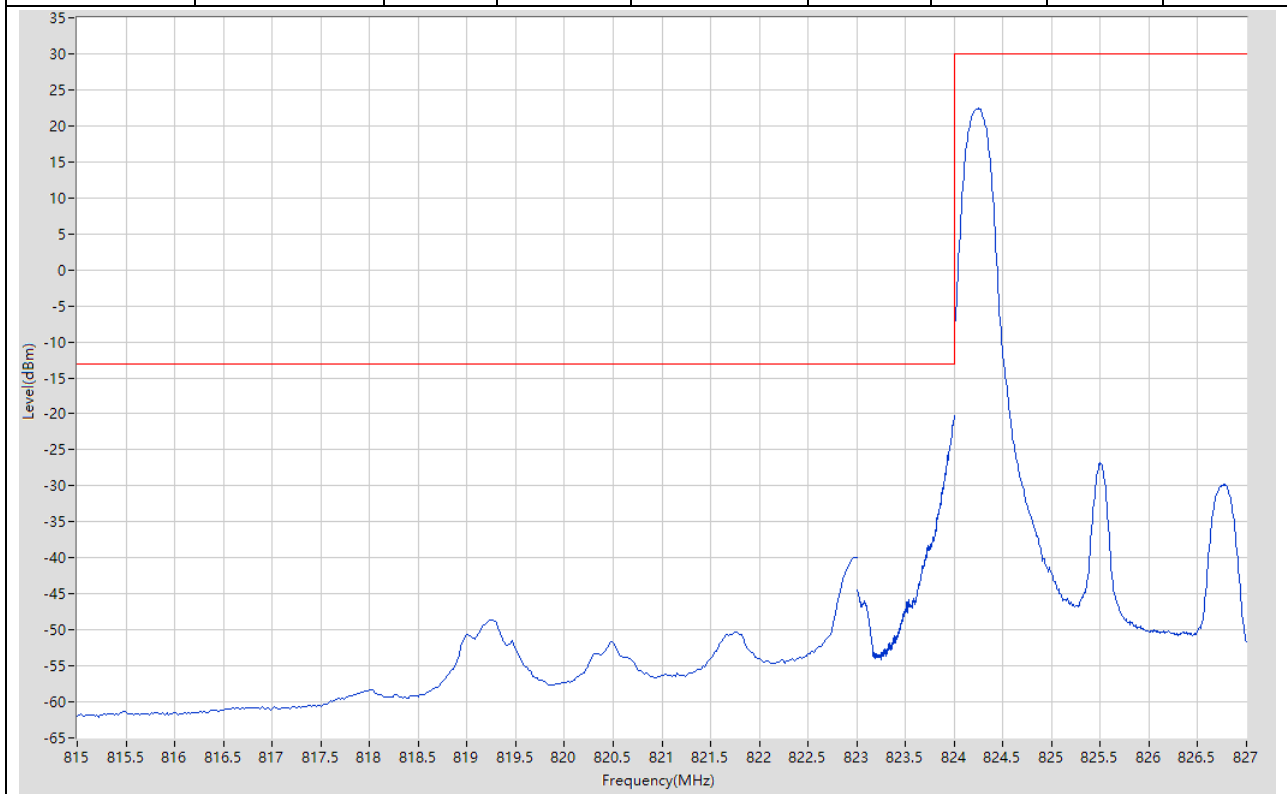
10.8. LTE Band Edge_Part22-24-27(NTNV)(Subtest:8, Channel:20643, Bandwidth:1.4, Modulation:Q16, RB Number: 6, RB Position:HIGH)

Start Frequency (MHz)	Stop Frequency (MHz)	RBW (MHz)	Detector	Frequency (MHz)	Power (dBm)	Limit (dBm)	Verdict	Sweep Point
847	849	0.1	RMS	847.95	13.21	30	Pass	401
849	850	0.02	RMS	849.003	-29.59	-13	Pass	401
850	860	0.1	RMS	850	-31.24	-13	Pass	401



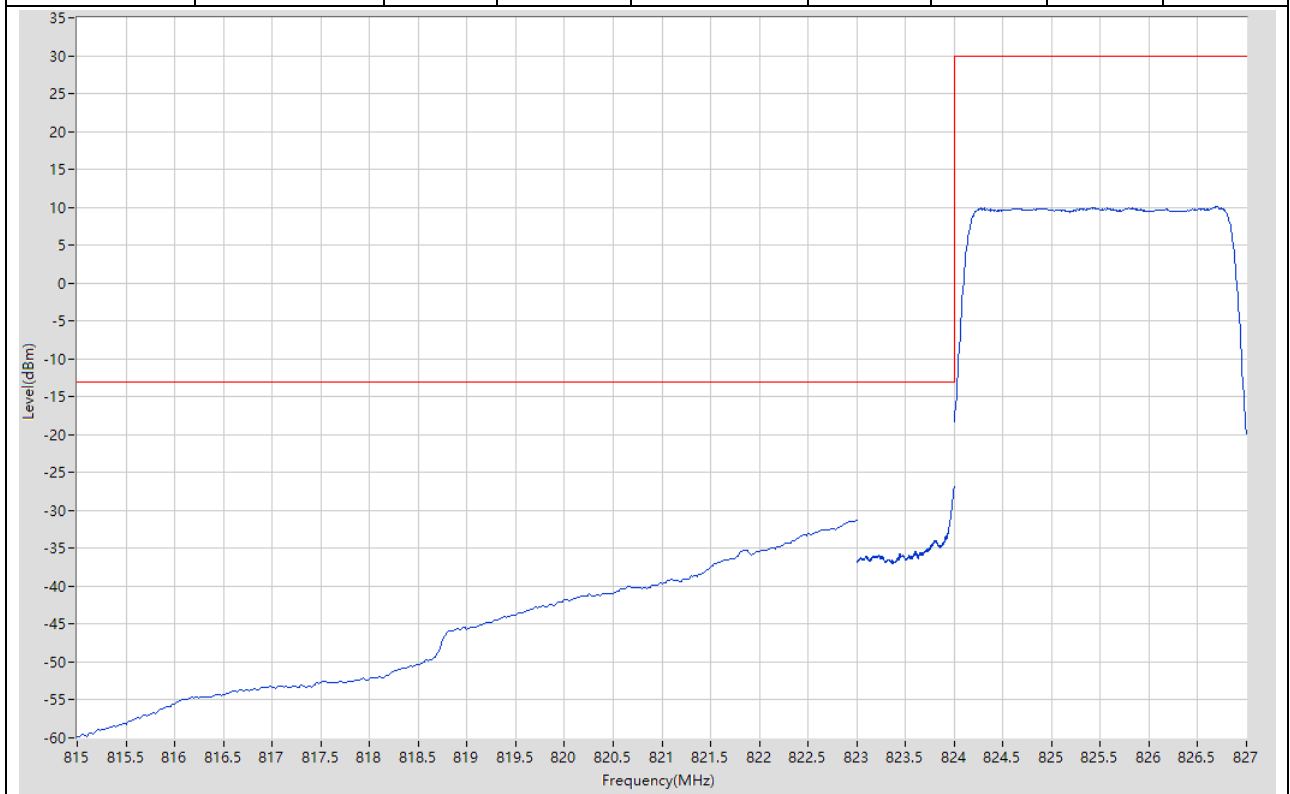
10.9. LTE Band Edge_Part22-24-27(NTNV)(Subtest:9, Channel:20415, Bandwidth:3, Modulation:QPSK, RB Number: 1, RB Position:LOW)

Start Frequency (MHz)	Stop Frequency (MHz)	RBW (MHz)	Detector	Frequency (MHz)	Power (dBm)	Limit (dBm)	Verdict	Sweep Point
815	823	0.1	RMS	822.98	-40.01	-13	Pass	401
823	824	0.03	RMS	824	-20.31	-13	Pass	401
824	827	0.1	RMS	824.248	22.4	30	Pass	401



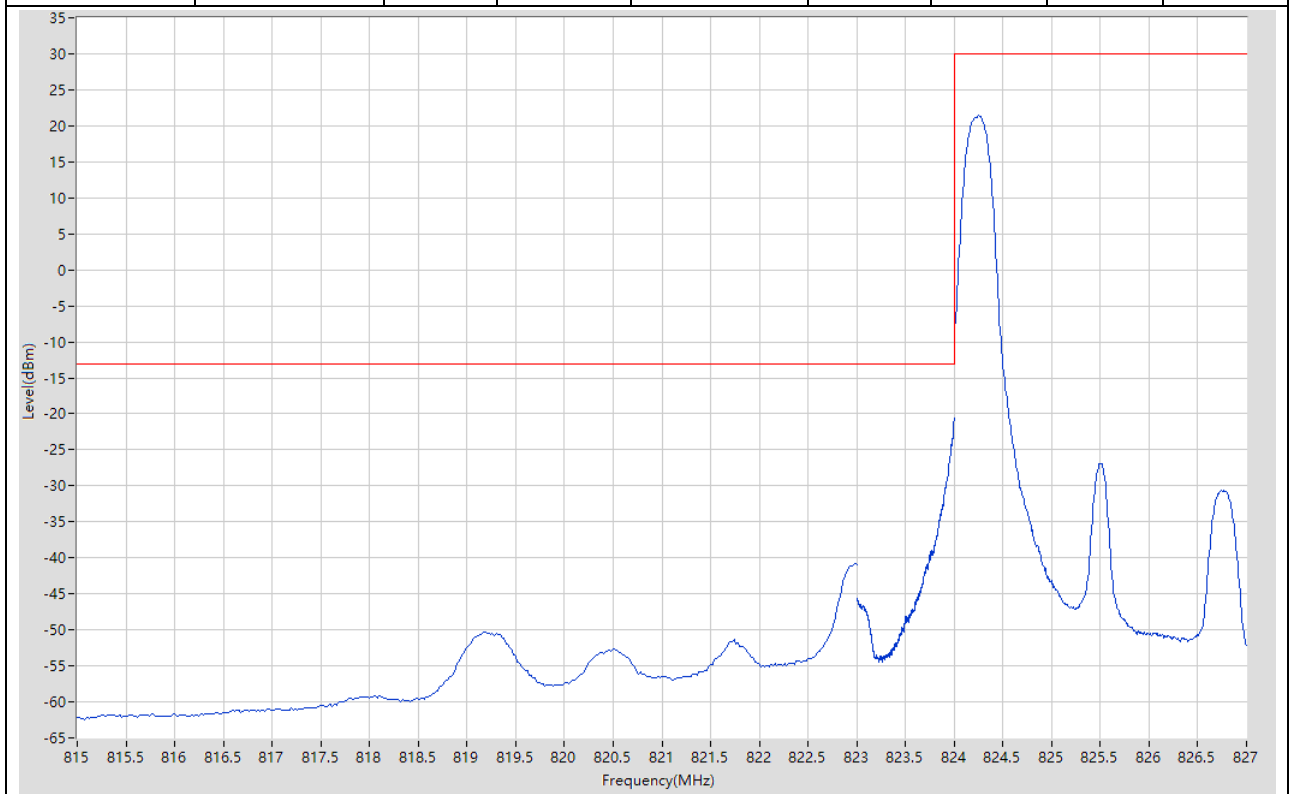
10.10. LTE Band Edge_Part22-24-27(NTNV)(Subtest:10, Channel:20415, Bandwidth:3, Modulation:QPSK, RB Number: 15, RB Position:LOW)

Start Frequency (MHz)	Stop Frequency (MHz)	RBW (MHz)	Detector	Frequency (MHz)	Power (dBm)	Limit (dBm)	Verdict	Sweep Point
815	823	0.1	RMS	823	-31.32	-13	Pass	401
823	824	0.03	RMS	824	-26.8	-13	Pass	401
824	827	0.1	RMS	826.685	10.17	30	Pass	401



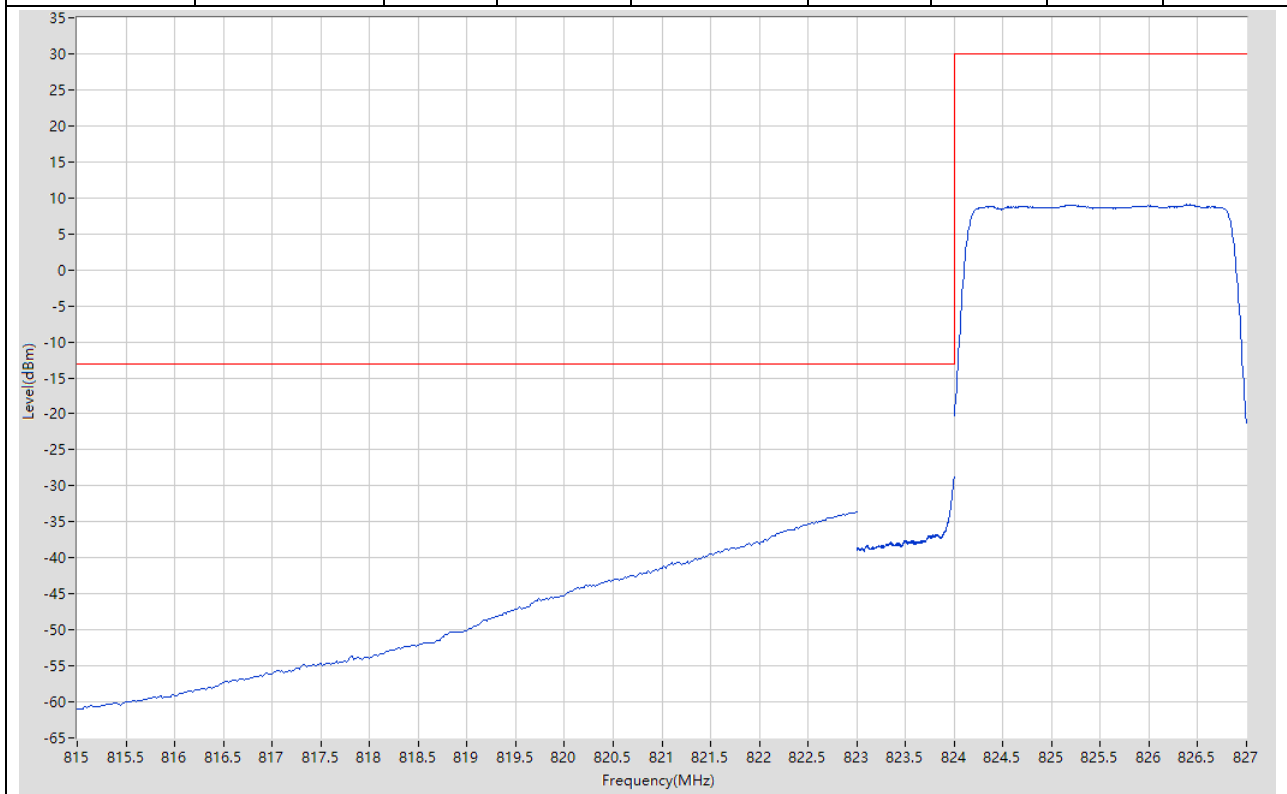
10.11. LTE Band Edge_Part22-24-27(NTNV)(Subtest:11, Channel:20415, Bandwidth:3, Modulation:Q16, RB Number: 1, RB Position:LOW)

Start Frequency (MHz)	Stop Frequency (MHz)	RBW (MHz)	Detector	Frequency (MHz)	Power (dBm)	Limit (dBm)	Verdict	Sweep Point
815	823	0.1	RMS	822.98	-40.88	-13	Pass	401
823	824	0.03	RMS	824	-20.53	-13	Pass	401
824	827	0.1	RMS	824.248	21.43	30	Pass	401



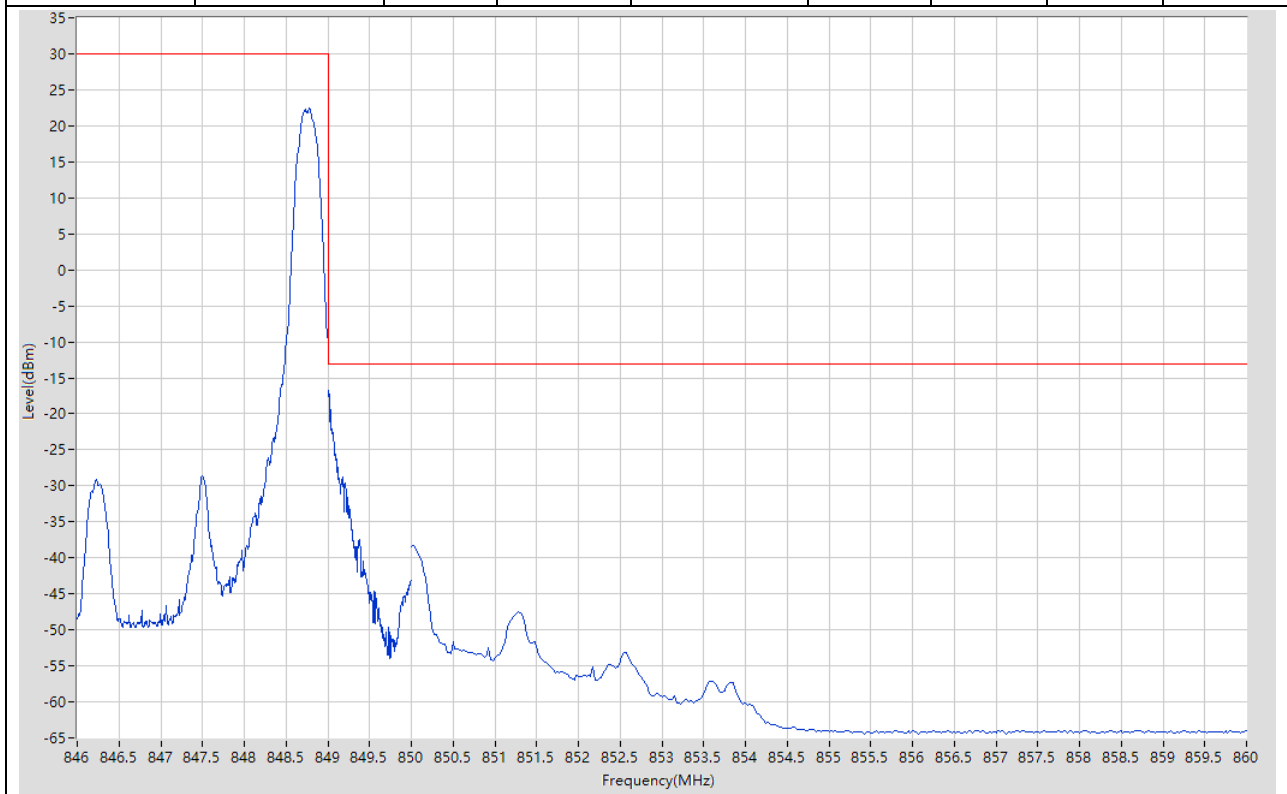
10.12. LTE Band Edge_Part22-24-27(NTNV)(Subtest:12, Channel:20415, Bandwidth:3, Modulation:Q16, RB Number: 15, RB Position:LOW)

Start Frequency (MHz)	Stop Frequency (MHz)	RBW (MHz)	Detector	Frequency (MHz)	Power (dBm)	Limit (dBm)	Verdict	Sweep Point
815	823	0.1	RMS	823	-33.62	-13	Pass	401
823	824	0.03	RMS	824	-28.83	-13	Pass	401
824	827	0.1	RMS	826.415	9.08	30	Pass	401



10.13. LTE Band Edge_Part22-24-27(NTNV)(Subtest:13, Channel:20635, Bandwidth:3, Modulation:QPSK, RB Number: 1, RB Position:HIGH)

Start Frequency (MHz)	Stop Frequency (MHz)	RBW (MHz)	Detector	Frequency (MHz)	Power (dBm)	Limit (dBm)	Verdict	Sweep Point
846	849	0.1	RMS	848.775	22.51	30	Pass	401
849	850	0.03	RMS	849.005	-16.73	-13	Pass	401
850	860	0.1	RMS	850.025	-38.21	-13	Pass	401



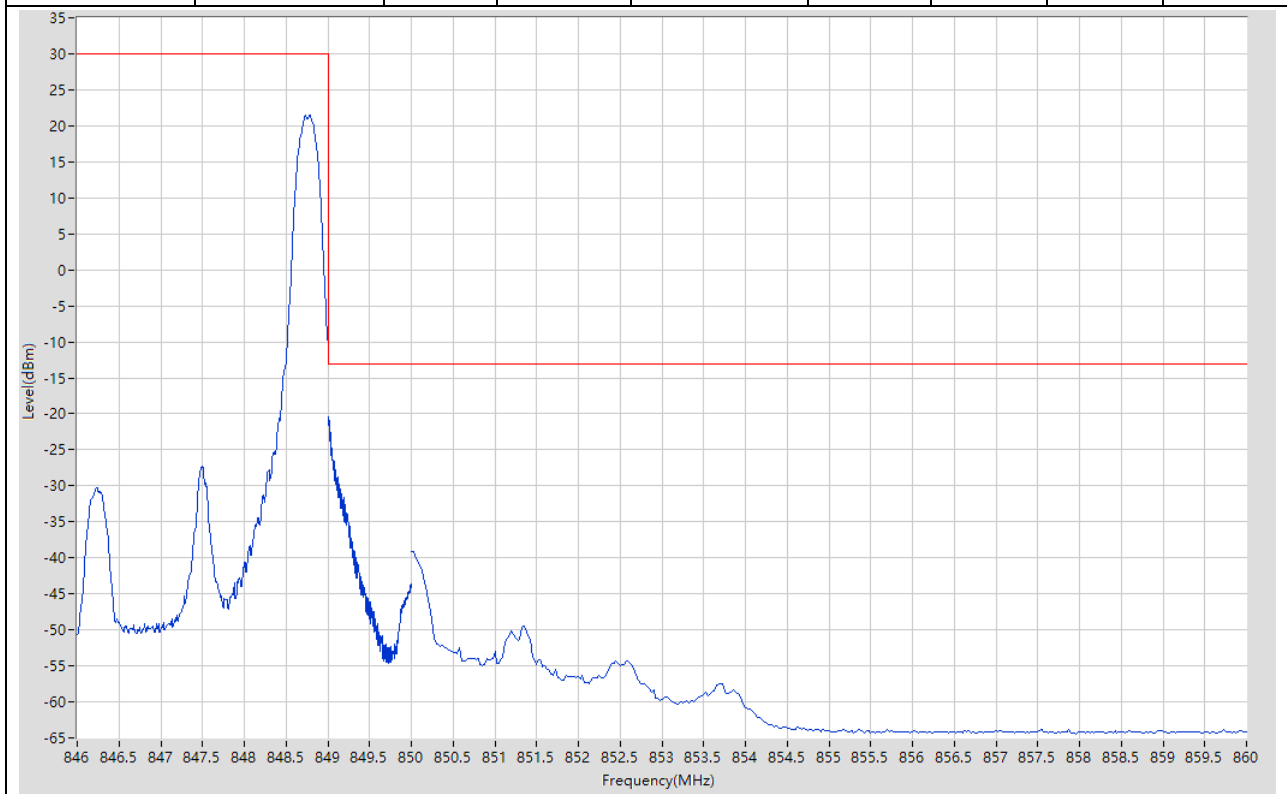
10.14. LTE Band Edge_Part22-24-27(NTNV)(Subtest:14, Channel:20635, Bandwidth:3, Modulation:QPSK, RB Number: 15, RB Position:HIGH)

Start Frequency (MHz)	Stop Frequency (MHz)	RBW (MHz)	Detector	Frequency (MHz)	Power (dBm)	Limit (dBm)	Verdict	Sweep Point
846	849	0.1	RMS	846.263	10.28	30	Pass	401
849	850	0.03	RMS	849	-28.51	-13	Pass	401
850	860	0.1	RMS	850	-30.5	-13	Pass	401



10.15. LTE Band Edge_Part22-24-27(NTNV)(Subtest:15, Channel:20635, Bandwidth:3, Modulation:Q16, RB Number: 1, RB Position:HIGH)

Start Frequency (MHz)	Stop Frequency (MHz)	RBW (MHz)	Detector	Frequency (MHz)	Power (dBm)	Limit (dBm)	Verdict	Sweep Point
846	849	0.1	RMS	848.783	21.43	30	Pass	401
849	850	0.03	RMS	849.008	-20.37	-13	Pass	401
850	860	0.1	RMS	850.025	-39.15	-13	Pass	401



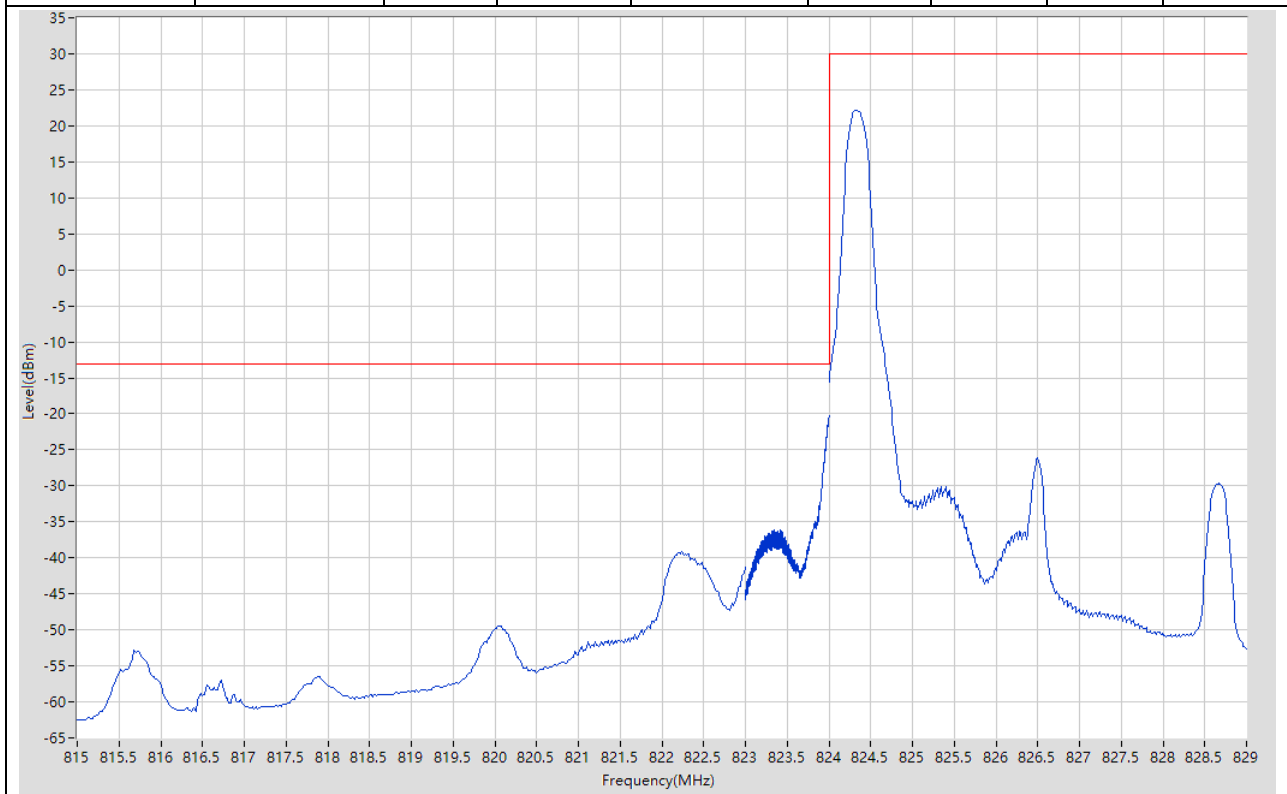
10.16. LTE Band Edge_Part22-24-27(NTNV)(Subtest:16, Channel:20635, Bandwidth:3, Modulation:Q16, RB Number: 15, RB Position:HIGH)

Start Frequency (MHz)	Stop Frequency (MHz)	RBW (MHz)	Detector	Frequency (MHz)	Power (dBm)	Limit (dBm)	Verdict	Sweep Point
846	849	0.1	RMS	846.458	9.2	30	Pass	401
849	850	0.03	RMS	849.003	-29.18	-13	Pass	401
850	860	0.1	RMS	850.05	-31.66	-13	Pass	401



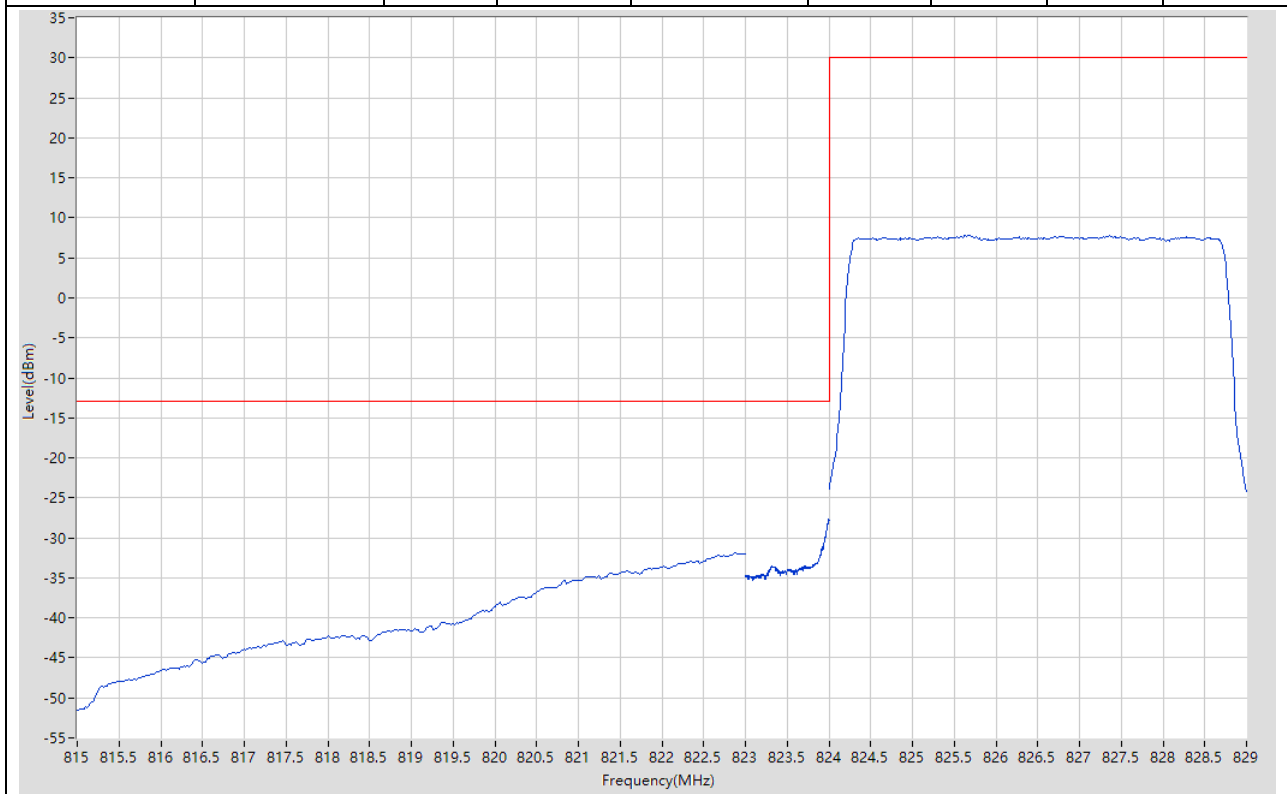
10.17. LTE Band Edge_Part22-24-27(NTNV)(Subtest:17, Channel:20425, Bandwidth:5, Modulation:QPSK, RB Number: 1, RB Position:LOW)

Start Frequency (MHz)	Stop Frequency (MHz)	RBW (MHz)	Detector	Frequency (MHz)	Power (dBm)	Limit (dBm)	Verdict	Sweep Point
815	823	0.1	RMS	822.24	-39.21	-13	Pass	401
823	824	0.051	RMS	824	-20.21	-13	Pass	401
824	829	0.1	RMS	824.325	22.2	30	Pass	401



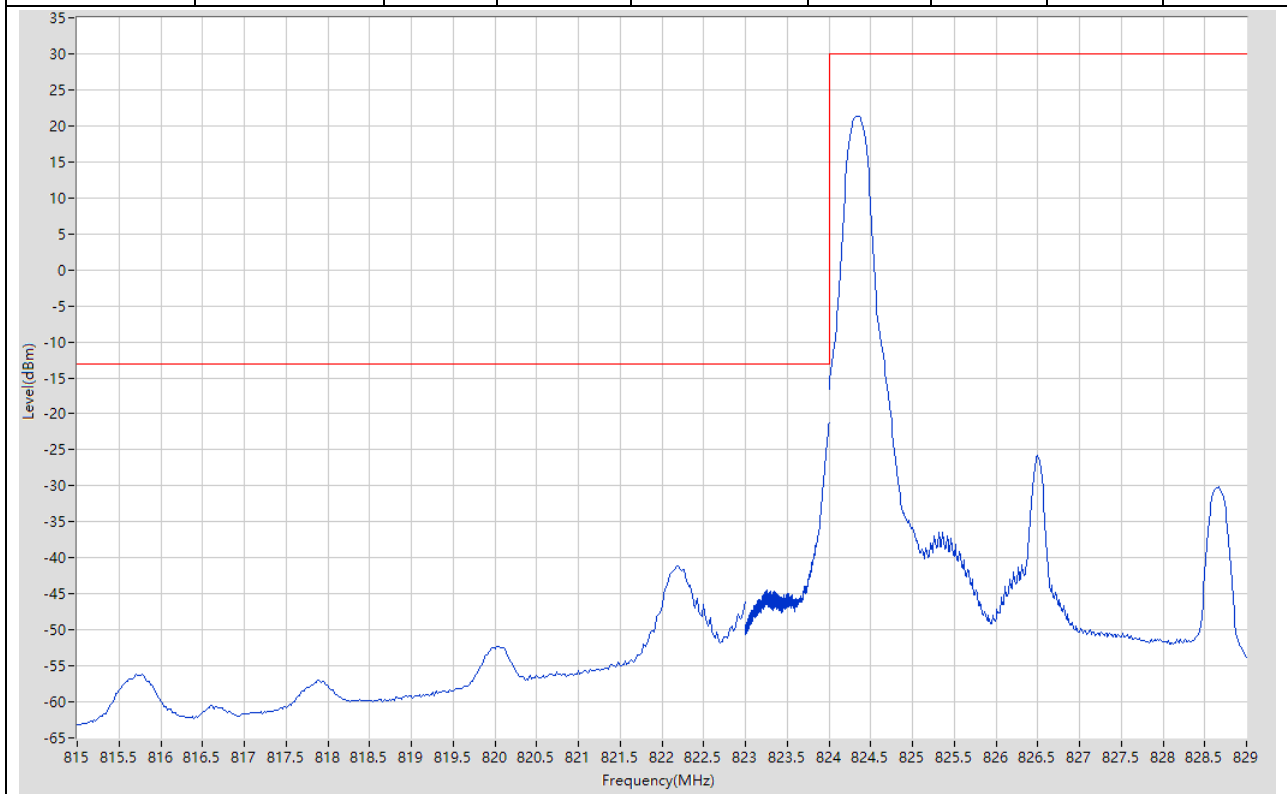
10.18. LTE Band Edge_Part22-24-27(NTNV)(Subtest:18, Channel:20425, Bandwidth:5, Modulation:QPSK, RB Number: 25, RB Position:LOW)

Start Frequency (MHz)	Stop Frequency (MHz)	RBW (MHz)	Detector	Frequency (MHz)	Power (dBm)	Limit (dBm)	Verdict	Sweep Point
815	823	0.1	RMS	822.88	-31.91	-13	Pass	401
823	824	0.051	RMS	823.993	-27.71	-13	Pass	401
824	829	0.1	RMS	825.688	7.86	30	Pass	401



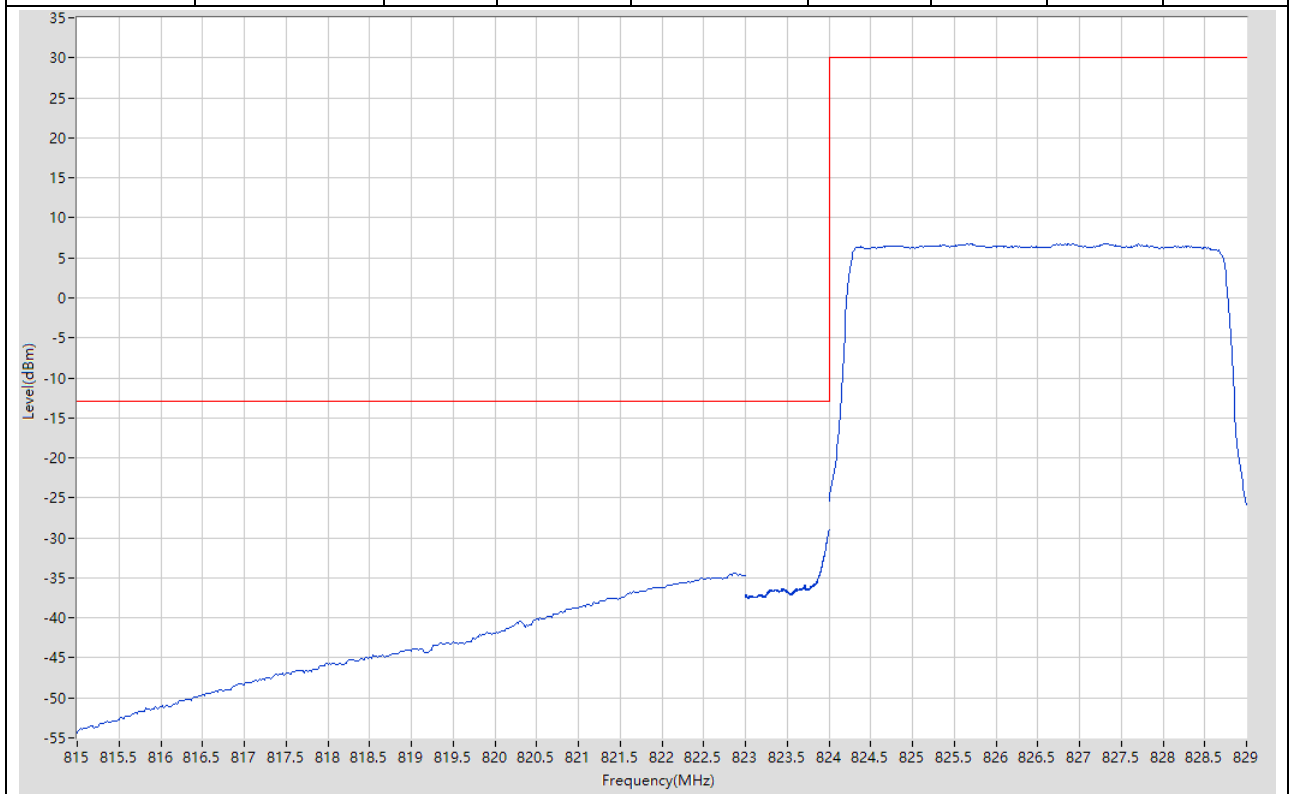
10.19. LTE Band Edge_Part22-24-27(NTNV)(Subtest:19, Channel:20425, Bandwidth:5, Modulation:Q16, RB Number: 1, RB Position:LOW)

Start Frequency (MHz)	Stop Frequency (MHz)	RBW (MHz)	Detector	Frequency (MHz)	Power (dBm)	Limit (dBm)	Verdict	Sweep Point
815	823	0.1	RMS	822.18	-41.12	-13	Pass	401
823	824	0.051	RMS	824	-21.33	-13	Pass	401
824	829	0.1	RMS	824.35	21.39	30	Pass	401



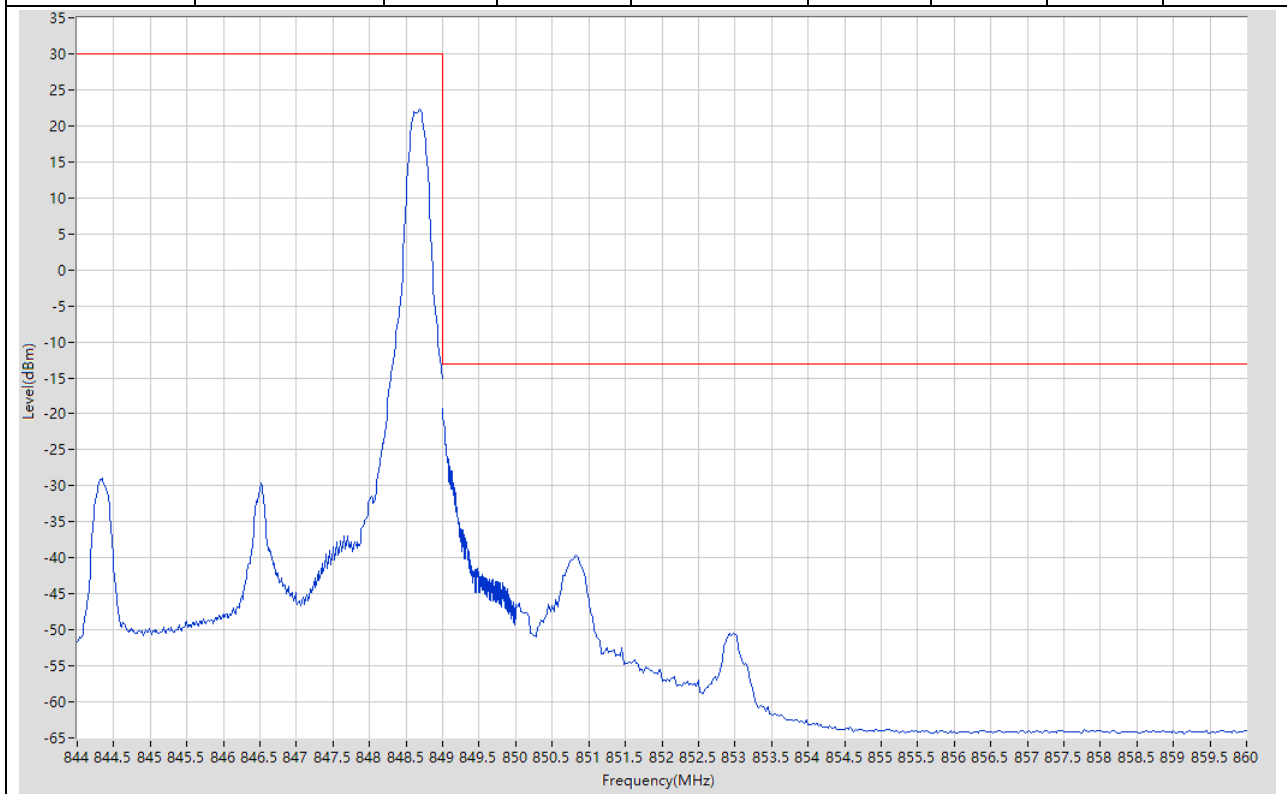
10.20. LTE Band Edge_Part22-24-27(NTNV)(Subtest:20, Channel:20425, Bandwidth:5, Modulation:Q16, RB Number: 25, RB Position:LOW)

Start Frequency (MHz)	Stop Frequency (MHz)	RBW (MHz)	Detector	Frequency (MHz)	Power (dBm)	Limit (dBm)	Verdict	Sweep Point
815	823	0.1	RMS	822.88	-34.44	-13	Pass	401
823	824	0.051	RMS	824	-28.99	-13	Pass	401
824	829	0.1	RMS	825.7	6.78	30	Pass	401



10.21. LTE Band Edge_Part22-24-27(NTNV)(Subtest:21, Channel:20625, Bandwidth:5, Modulation:QPSK, RB Number: 1, RB Position:HIGH)

Start Frequency (MHz)	Stop Frequency (MHz)	RBW (MHz)	Detector	Frequency (MHz)	Power (dBm)	Limit (dBm)	Verdict	Sweep Point
844	849	0.1	RMS	848.688	22.35	30	Pass	401
849	850	0.051	RMS	849	-19.3	-13	Pass	401
850	860	0.1	RMS	850.825	-39.69	-13	Pass	401



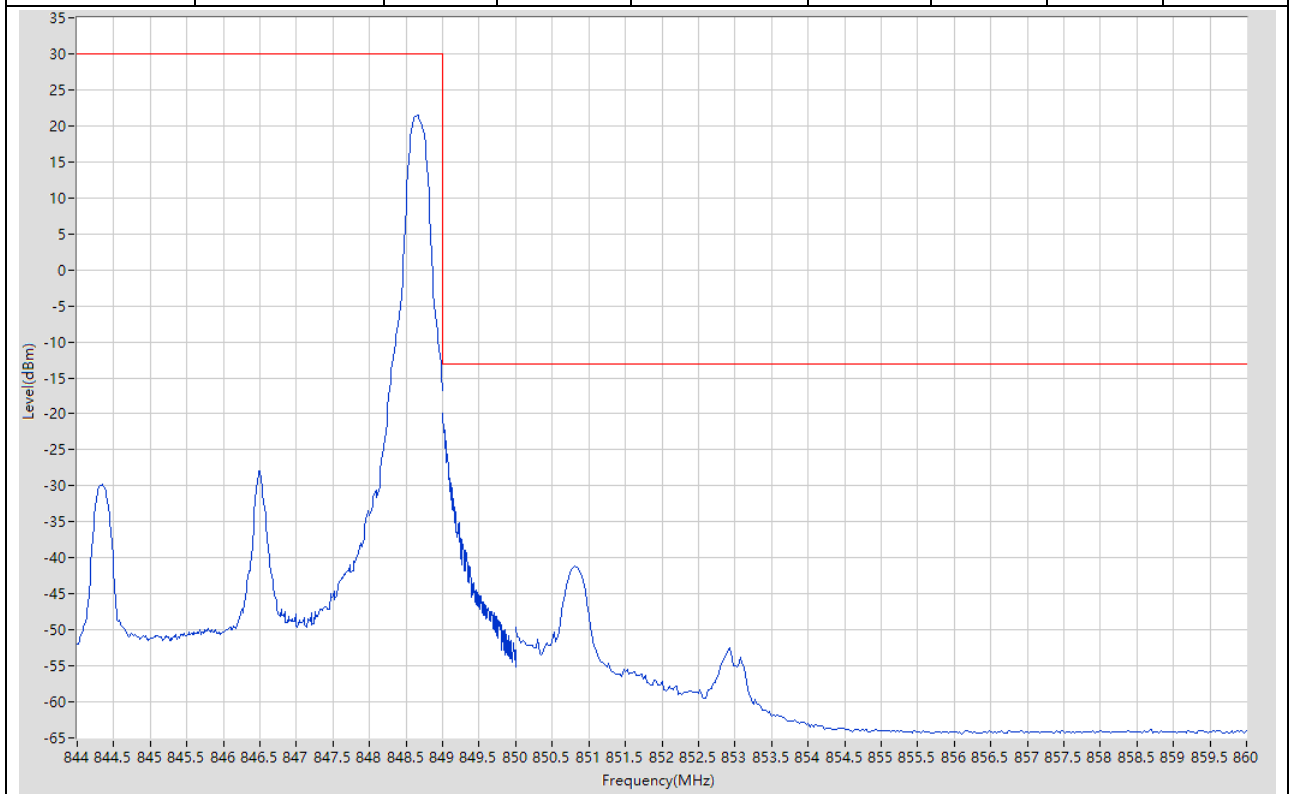
10.22. LTE Band Edge_Part22-24-27(NTNV)(Subtest:22, Channel:20625, Bandwidth:5, Modulation:QPSK, RB Number: 25, RB Position:HIGH)

Start Frequency (MHz)	Stop Frequency (MHz)	RBW (MHz)	Detector	Frequency (MHz)	Power (dBm)	Limit (dBm)	Verdict	Sweep Point
844	849	0.1	RMS	845.025	8.2	30	Pass	401
849	850	0.051	RMS	849	-28.57	-13	Pass	401
850	860	0.1	RMS	850.075	-32.37	-13	Pass	401



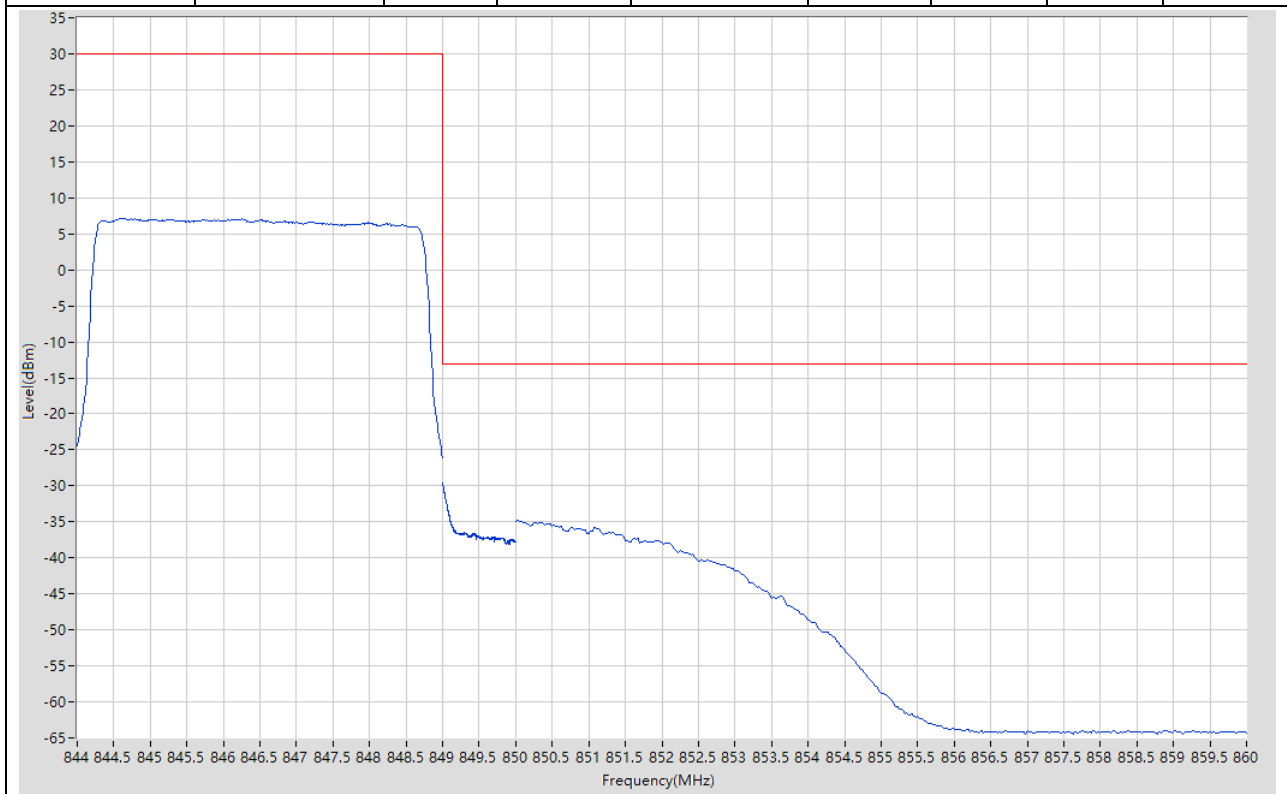
10.23. LTE Band Edge_Part22-24-27(NTNV)(Subtest:23, Channel:20625, Bandwidth:5, Modulation:Q16, RB Number: 1, RB Position:HIGH)

Start Frequency (MHz)	Stop Frequency (MHz)	RBW (MHz)	Detector	Frequency (MHz)	Power (dBm)	Limit (dBm)	Verdict	Sweep Point
844	849	0.1	RMS	848.65	21.55	30	Pass	401
849	850	0.051	RMS	849	-19.86	-13	Pass	401
850	860	0.1	RMS	850.8	-41.18	-13	Pass	401



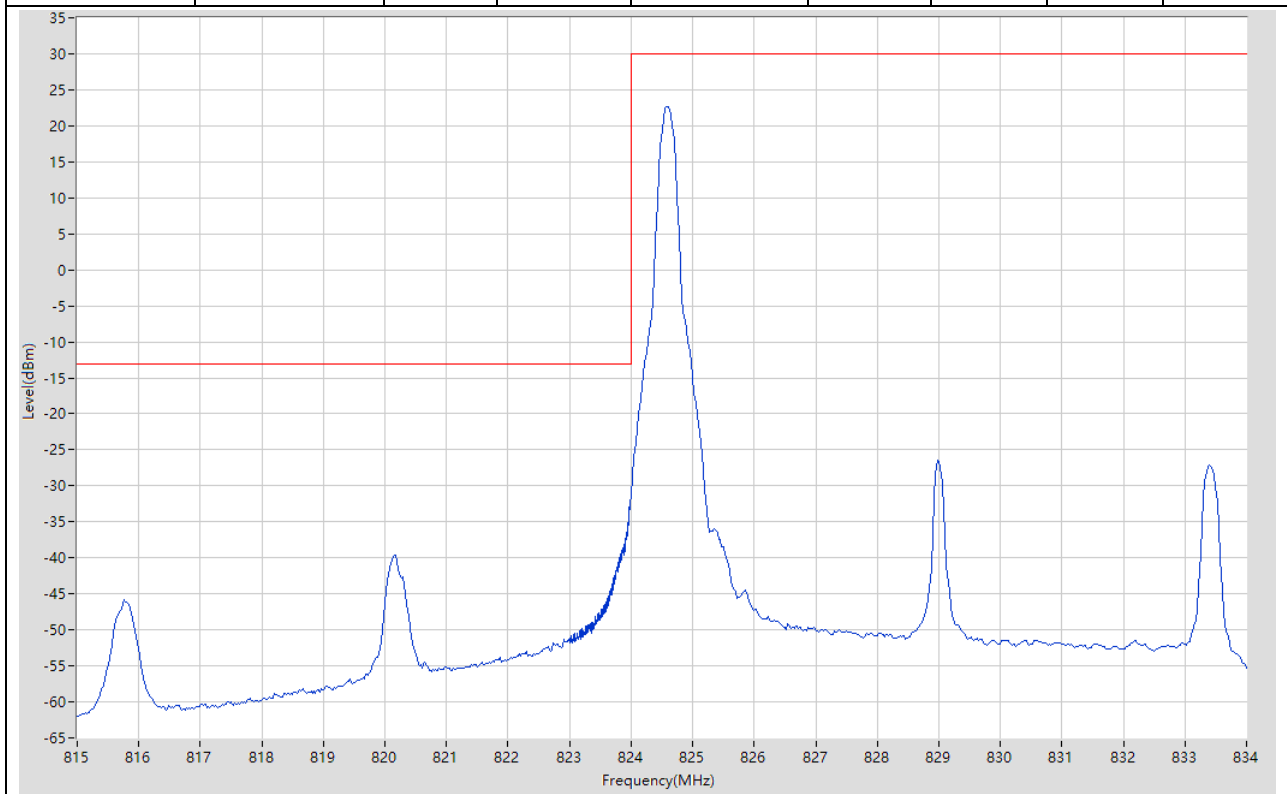
10.24. LTE Band Edge_Part22-24-27(NTNV)(Subtest:24, Channel:20625, Bandwidth:5, Modulation:Q16, RB Number: 25, RB Position:HIGH)

Start Frequency (MHz)	Stop Frequency (MHz)	RBW (MHz)	Detector	Frequency (MHz)	Power (dBm)	Limit (dBm)	Verdict	Sweep Point
844	849	0.1	RMS	844.625	7.15	30	Pass	401
849	850	0.051	RMS	849	-29.54	-13	Pass	401
850	860	0.1	RMS	850.025	-34.86	-13	Pass	401



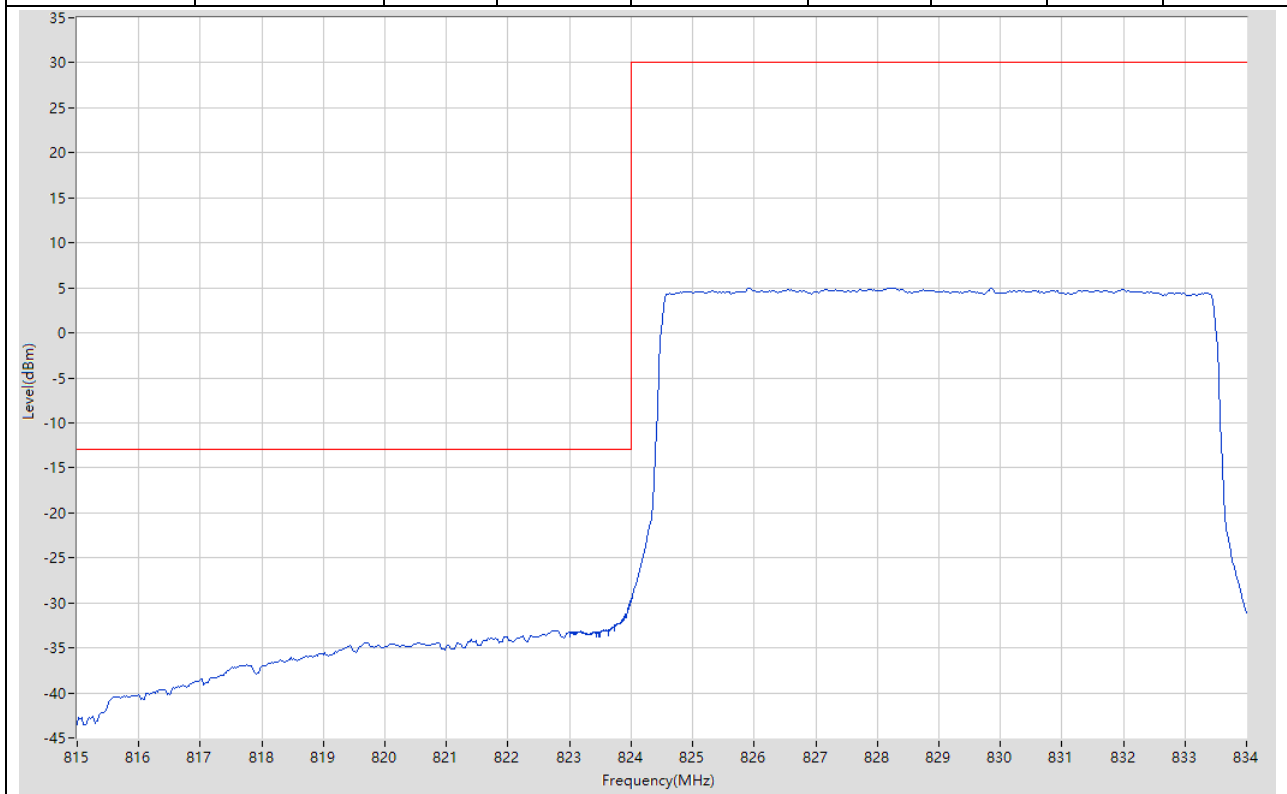
10.25. LTE Band Edge_Part22-24-27(NTNV)(Subtest:25, Channel:20450, Bandwidth:10, Modulation:QPSK, RB Number: 1, RB Position:LOW)

Start Frequency (MHz)	Stop Frequency (MHz)	RBW (MHz)	Detector	Frequency (MHz)	Power (dBm)	Limit (dBm)	Verdict	Sweep Point
815	823	0.1	RMS	820.18	-39.63	-13	Pass	401
823	824	0.1	RMS	824	-30.64	-13	Pass	401
824	834	0.1	RMS	824.6	22.67	30	Pass	401



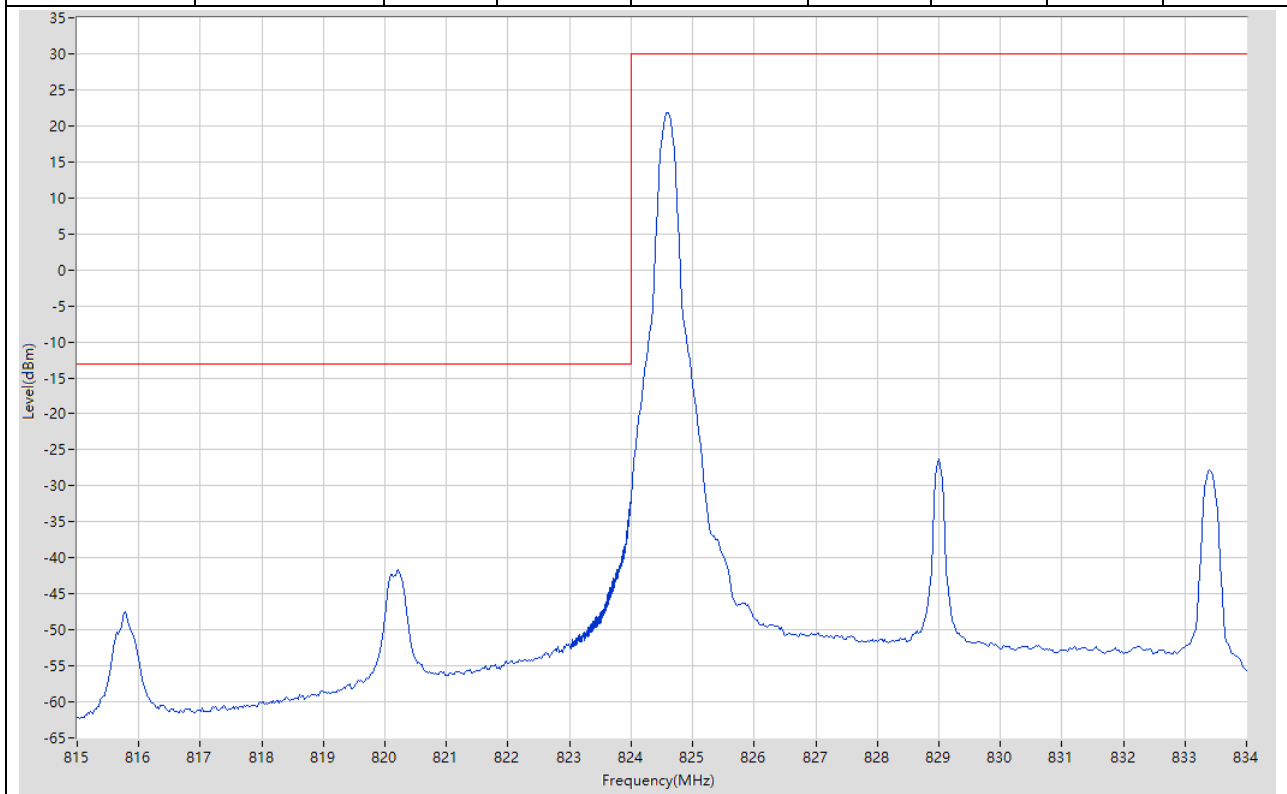
10.26. LTE Band Edge_Part22-24-27(NTNV)(Subtest:26, Channel:20450, Bandwidth:10, Modulation:QPSK, RB Number: 50, RB Position:LOW)

Start Frequency (MHz)	Stop Frequency (MHz)	RBW (MHz)	Detector	Frequency (MHz)	Power (dBm)	Limit (dBm)	Verdict	Sweep Point
815	823	0.1	RMS	822.8	-33.05	-13	Pass	401
823	824	0.1	RMS	824	-29.57	-13	Pass	401
824	834	0.1	RMS	828.275	5.01	30	Pass	401



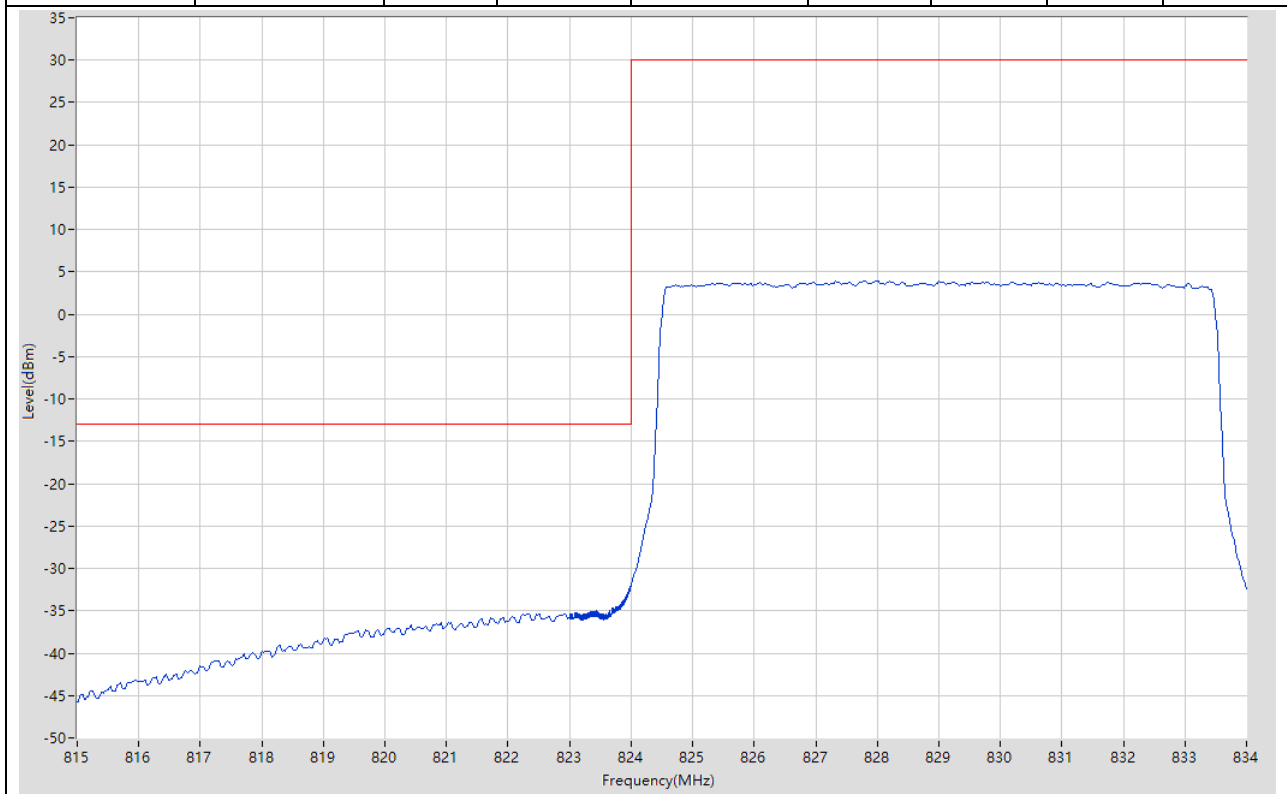
10.27. LTE Band Edge_Part22-24-27(NTNV)(Subtest:27, Channel:20450, Bandwidth:10, Modulation:Q16, RB Number: 1, RB Position:LOW)

Start Frequency (MHz)	Stop Frequency (MHz)	RBW (MHz)	Detector	Frequency (MHz)	Power (dBm)	Limit (dBm)	Verdict	Sweep Point
815	823	0.1	RMS	820.22	-41.62	-13	Pass	401
823	824	0.1	RMS	824	-31.44	-13	Pass	401
824	834	0.1	RMS	824.6	21.79	30	Pass	401



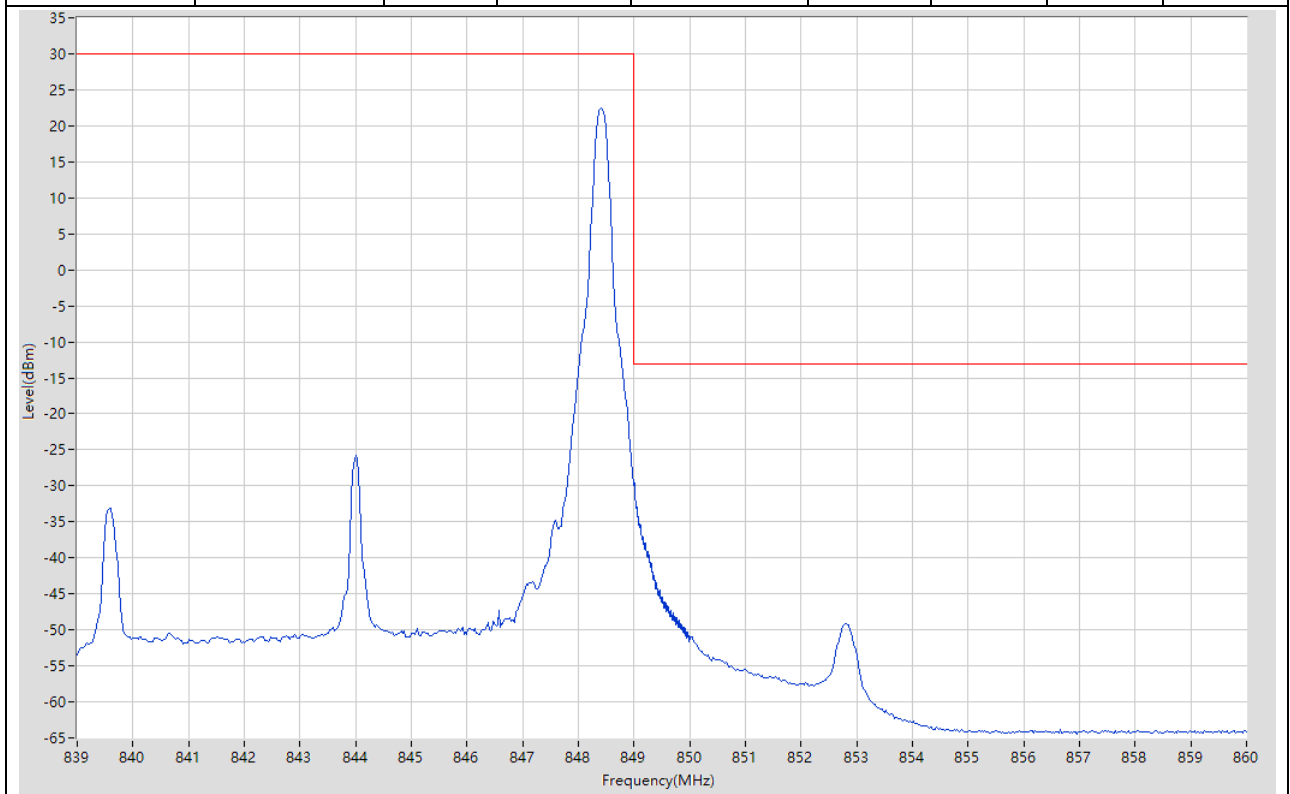
10.28. LTE Band Edge_Part22-24-27(NTNV)(Subtest:28, Channel:20450, Bandwidth:10, Modulation:Q16, RB Number: 50, RB Position:LOW)

Start Frequency (MHz)	Stop Frequency (MHz)	RBW (MHz)	Detector	Frequency (MHz)	Power (dBm)	Limit (dBm)	Verdict	Sweep Point
815	823	0.1	RMS	822.9	-35.35	-13	Pass	401
823	824	0.1	RMS	823.998	-31.8	-13	Pass	401
824	834	0.1	RMS	828	3.96	30	Pass	401



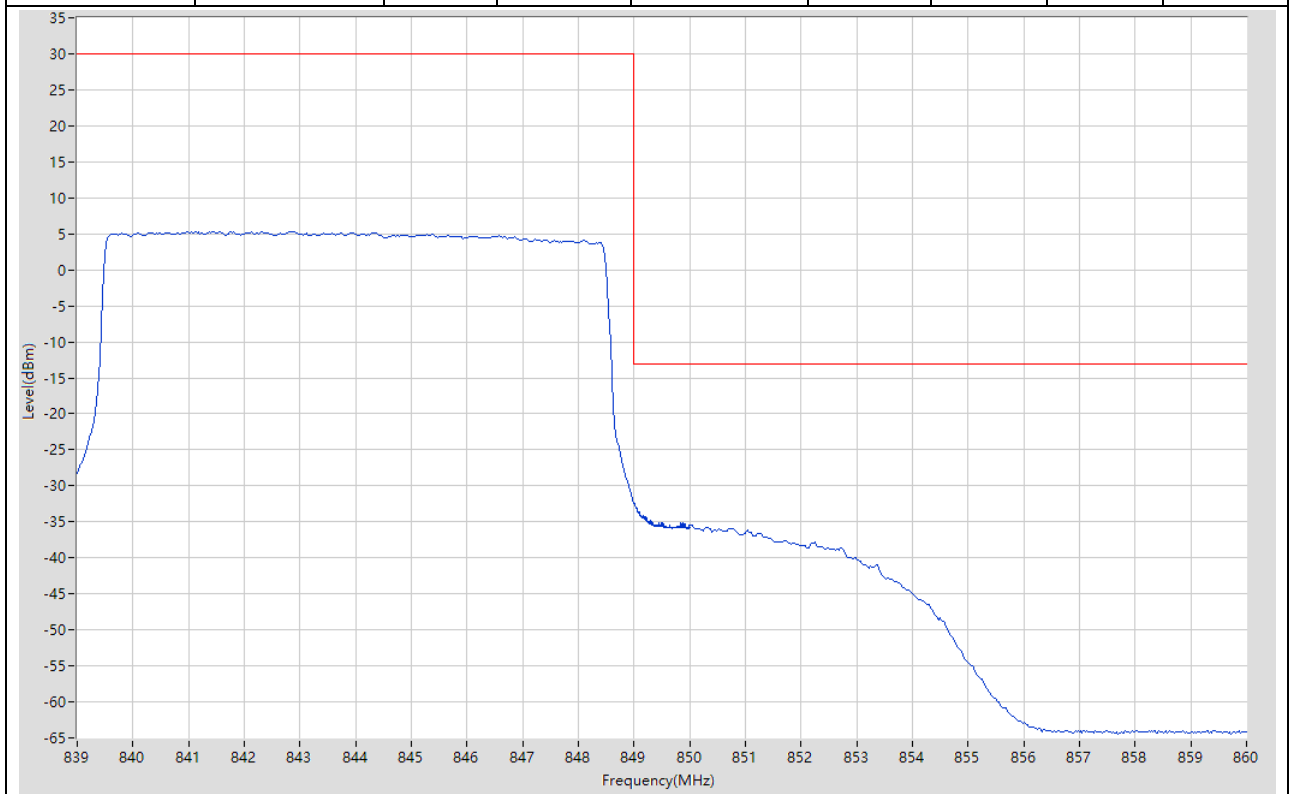
10.29. LTE Band Edge_Part22-24-27(NTNV)(Subtest:29, Channel:20600, Bandwidth:10, Modulation:QPSK, RB Number: 1, RB Position:HIGH)

Start Frequency (MHz)	Stop Frequency (MHz)	RBW (MHz)	Detector	Frequency (MHz)	Power (dBm)	Limit (dBm)	Verdict	Sweep Point
839	849	0.1	RMS	848.4	22.45	30	Pass	401
849	850	0.1	RMS	849.003	-29.49	-13	Pass	401
850	860	0.1	RMS	852.8	-49.09	-13	Pass	401



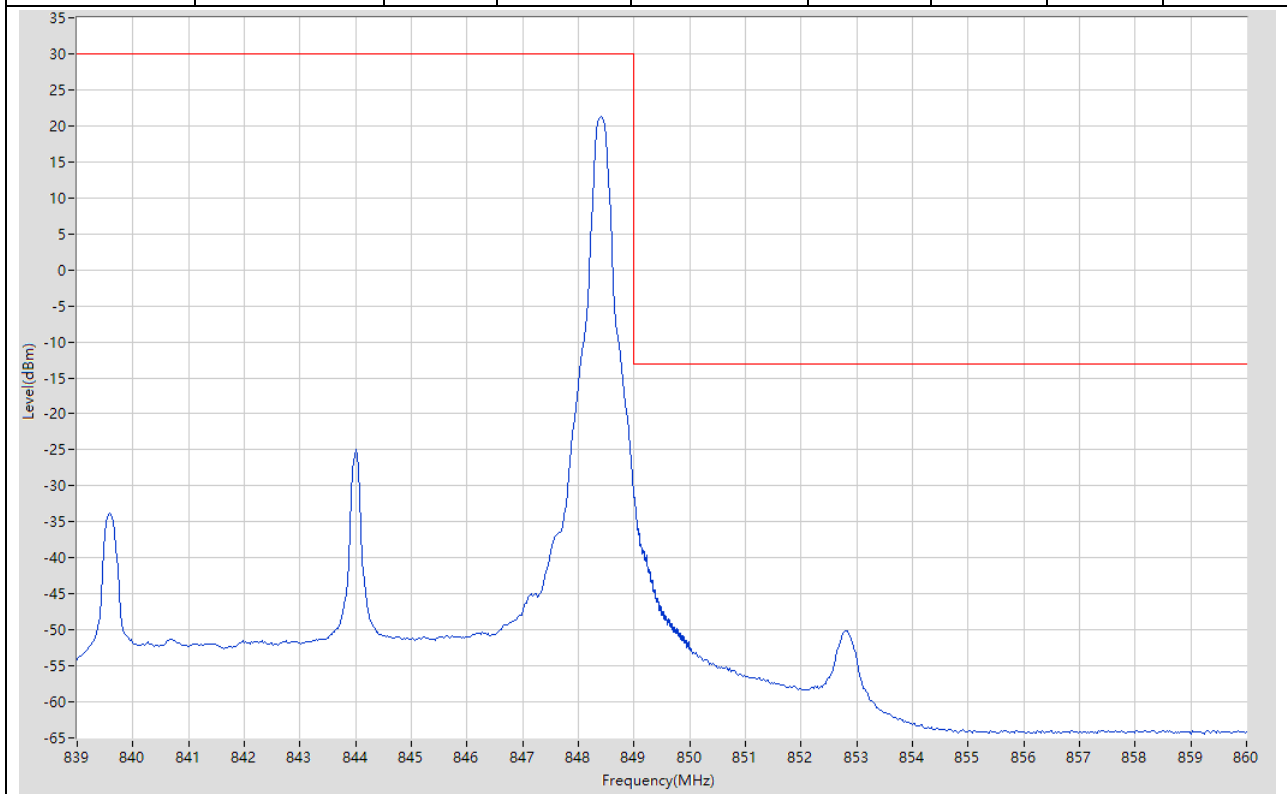
10.30. LTE Band Edge_Part22-24-27(NTNV)(Subtest:30, Channel:20600, Bandwidth:10, Modulation:QPSK, RB Number: 50, RB Position:HIGH)

Start Frequency (MHz)	Stop Frequency (MHz)	RBW (MHz)	Detector	Frequency (MHz)	Power (dBm)	Limit (dBm)	Verdict	Sweep Point
839	849	0.1	RMS	842.85	5.34	30	Pass	401
849	850	0.1	RMS	849.005	-32.43	-13	Pass	401
850	860	0.1	RMS	850.05	-35.41	-13	Pass	401



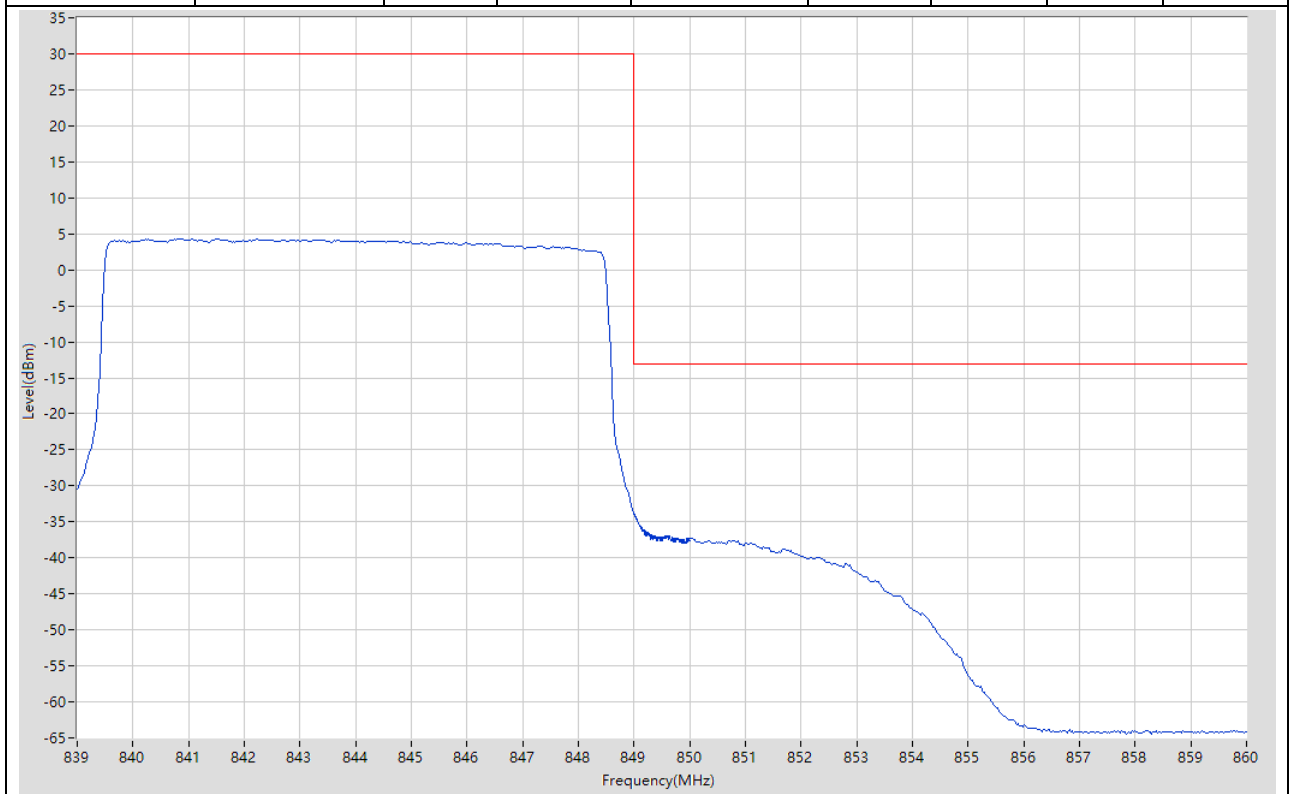
10.31. LTE Band Edge_Part22-24-27(NTNV)(Subtest:31, Channel:20600, Bandwidth:10, Modulation:Q16, RB Number: 1, RB Position:HIGH)

Start Frequency (MHz)	Stop Frequency (MHz)	RBW (MHz)	Detector	Frequency (MHz)	Power (dBm)	Limit (dBm)	Verdict	Sweep Point
839	849	0.1	RMS	848.4	21.25	30	Pass	401
849	850	0.1	RMS	849	-31.21	-13	Pass	401
850	860	0.1	RMS	852.8	-50.11	-13	Pass	401



10.32. LTE Band Edge_Part22-24-27(NTNV)(Subtest:32, Channel:20600, Bandwidth:10, Modulation:Q16, RB Number: 50, RB Position:HIGH)

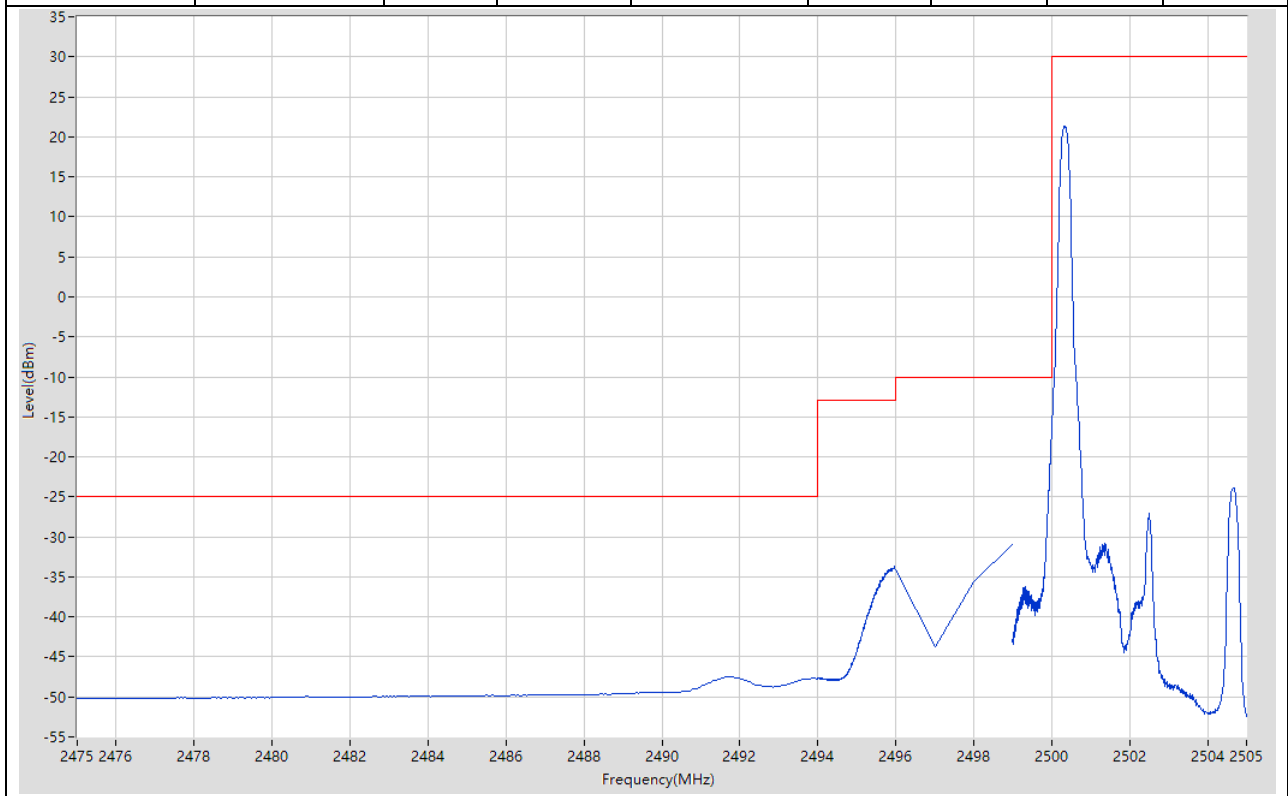
Start Frequency (MHz)	Stop Frequency (MHz)	RBW (MHz)	Detector	Frequency (MHz)	Power (dBm)	Limit (dBm)	Verdict	Sweep Point
839	849	0.1	RMS	841.05	4.31	30	Pass	401
849	850	0.1	RMS	849.003	-33.86	-13	Pass	401
850	860	0.1	RMS	850.025	-37.24	-13	Pass	401



11. LTE_Band7

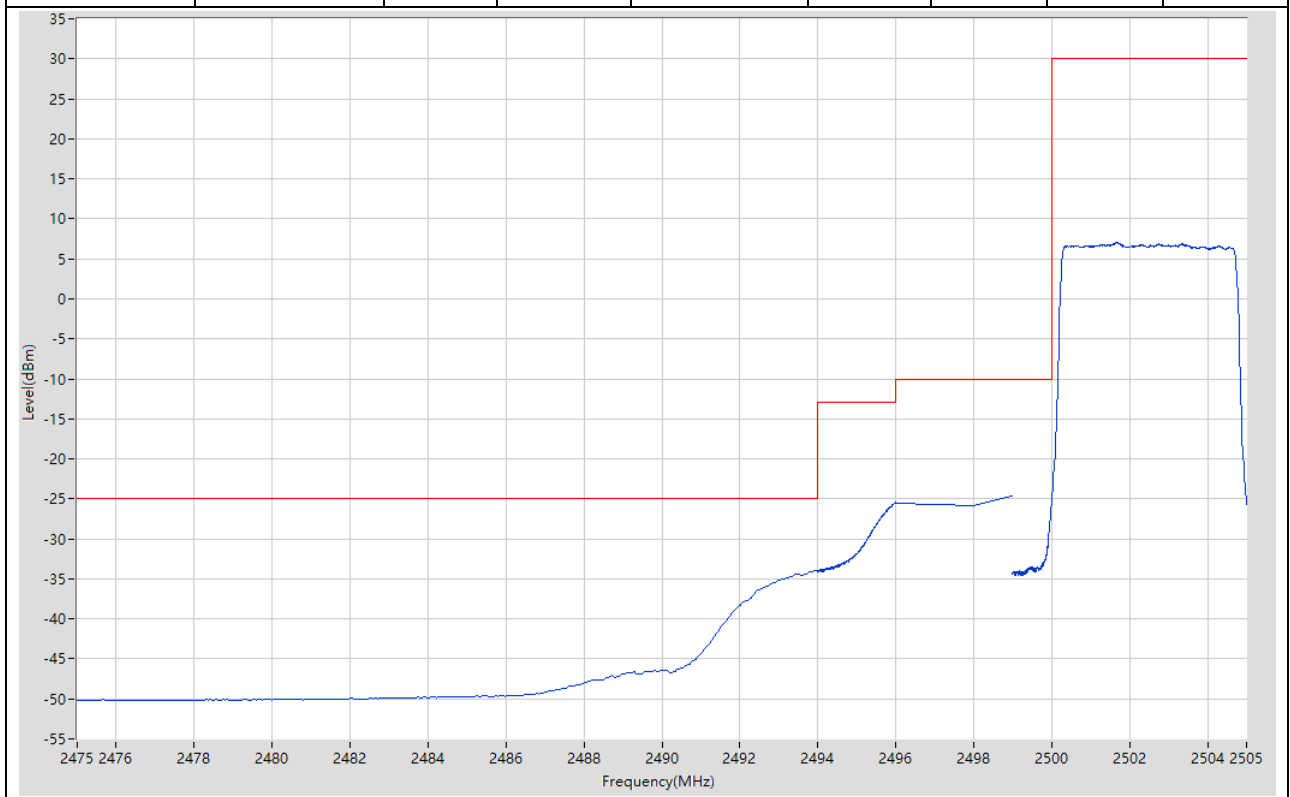
11.1. LTE Band Edge_Part22-24-27(NTNV)(Subtest:1, Channel:20775, Bandwidth:5, Modulation:QPSK, RB Number: 1, RB Position:LOW)

Start Frequency (MHz)	Stop Frequency (MHz)	RBW (MHz)	Detector	Frequency (MHz)	Power (dBm)	Limit (dBm)	Verdict	Sweep Point
2475	2494	1	RMS	2491.625	-47.53	-25	Pass	401
2494	2496	1	RMS	2495.965	-33.73	-13	Pass	401
2496	2499	1	RMS	2499	-30.97	-10	Pass	4
2499	2500	0.1	RMS	2500	-16.85	-10	Pass	401
2500	2505	0.1	RMS	2500.325	21.28	30	Pass	401



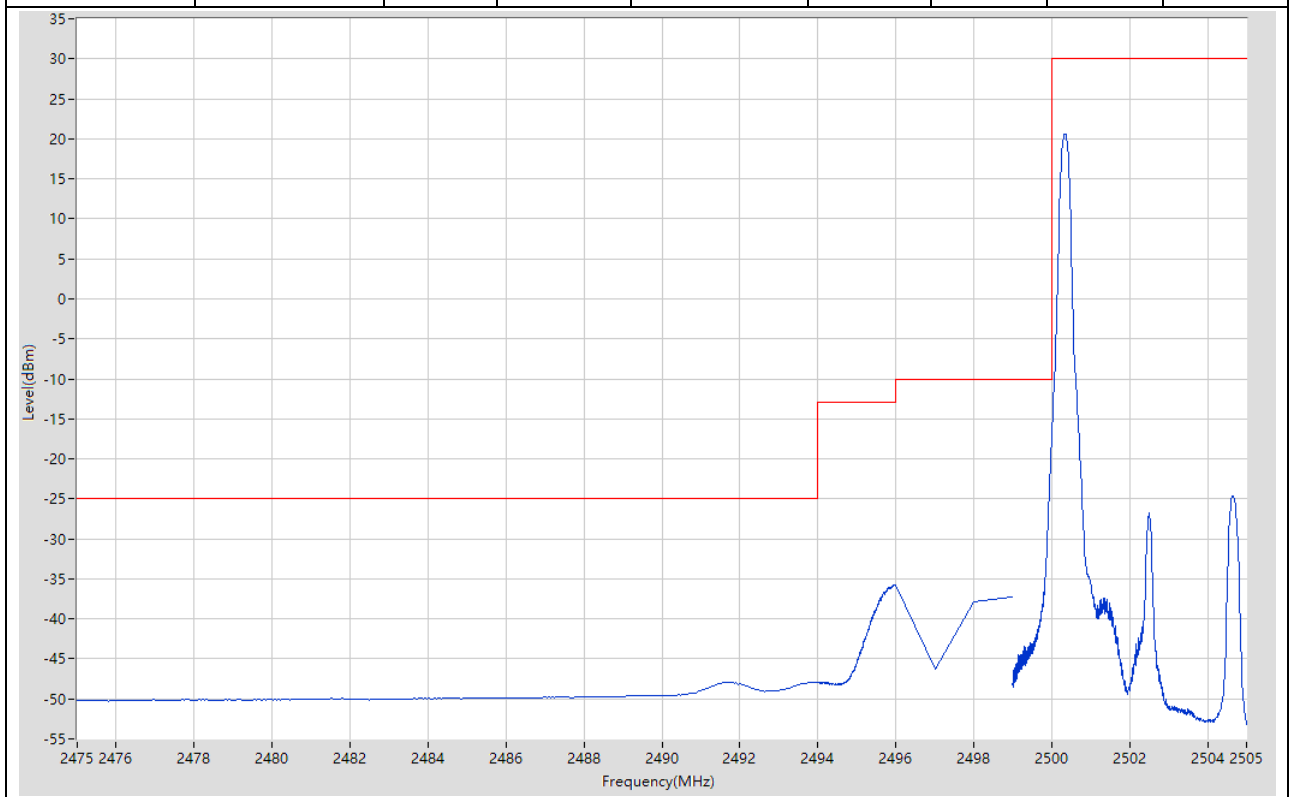
11.2. LTE Band Edge_Part22-24-27(NTNV)(Subtest:2, Channel:20775, Bandwidth:5, Modulation:QPSK, RB Number: 25, RB Position:LOW)

Start Frequency (MHz)	Stop Frequency (MHz)	RBW (MHz)	Detector	Frequency (MHz)	Power (dBm)	Limit (dBm)	Verdict	Sweep Point
2475	2494	1	RMS	2493.953	-34	-25	Pass	401
2494	2496	1	RMS	2496	-25.44	-13	Pass	401
2496	2499	1	RMS	2499	-24.63	-10	Pass	4
2499	2500	0.1	RMS	2500	-25.05	-10	Pass	401
2500	2505	0.1	RMS	2501.688	7.1	30	Pass	401



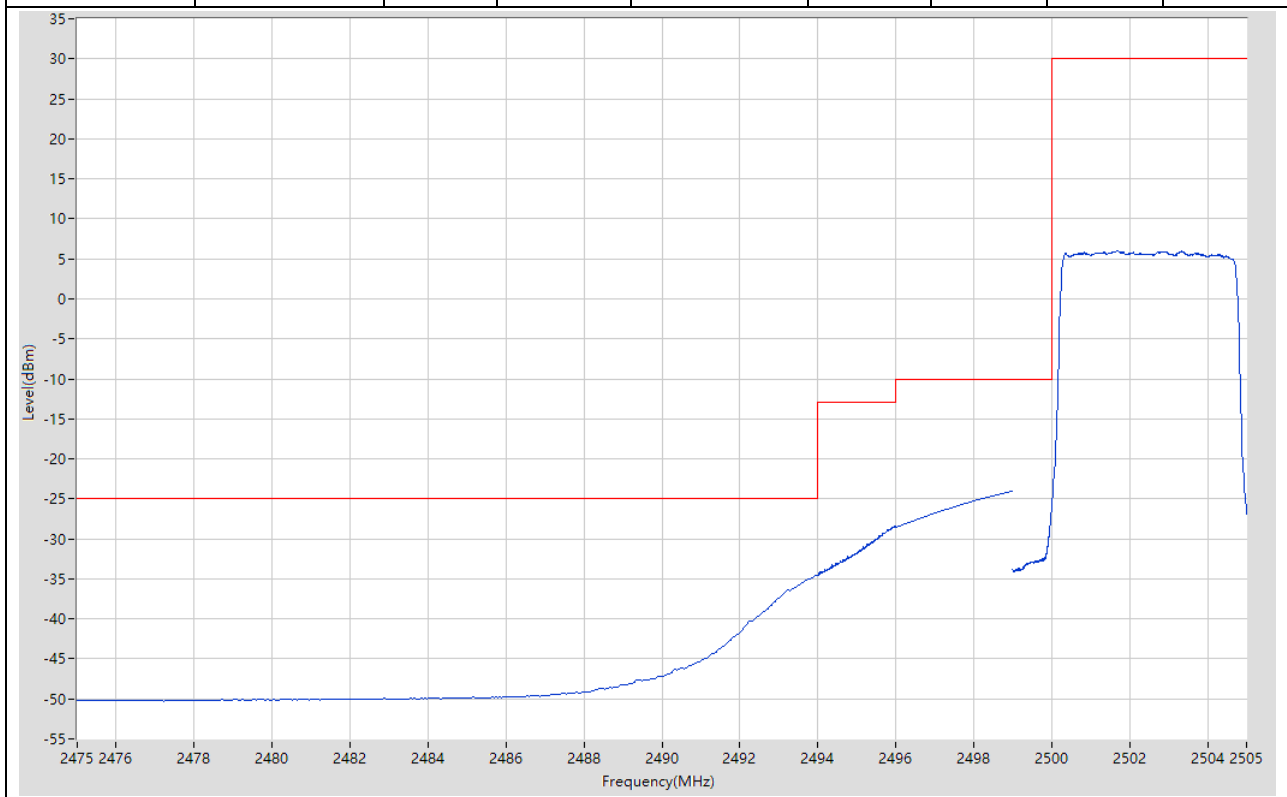
11.3. LTE Band Edge_Part22-24-27(NTNV)(Subtest:3, Channel:20775, Bandwidth:5, Modulation:Q16, RB Number: 1, RB Position:LOW)

Start Frequency (MHz)	Stop Frequency (MHz)	RBW (MHz)	Detector	Frequency (MHz)	Power (dBm)	Limit (dBm)	Verdict	Sweep Point
2475	2494	1	RMS	2491.768	-47.89	-25	Pass	401
2494	2496	1	RMS	2495.975	-35.71	-13	Pass	401
2496	2499	1	RMS	2496	-35.73	-10	Pass	4
2499	2500	0.1	RMS	2500	-17.3	-10	Pass	401
2500	2505	0.1	RMS	2500.338	20.64	30	Pass	401



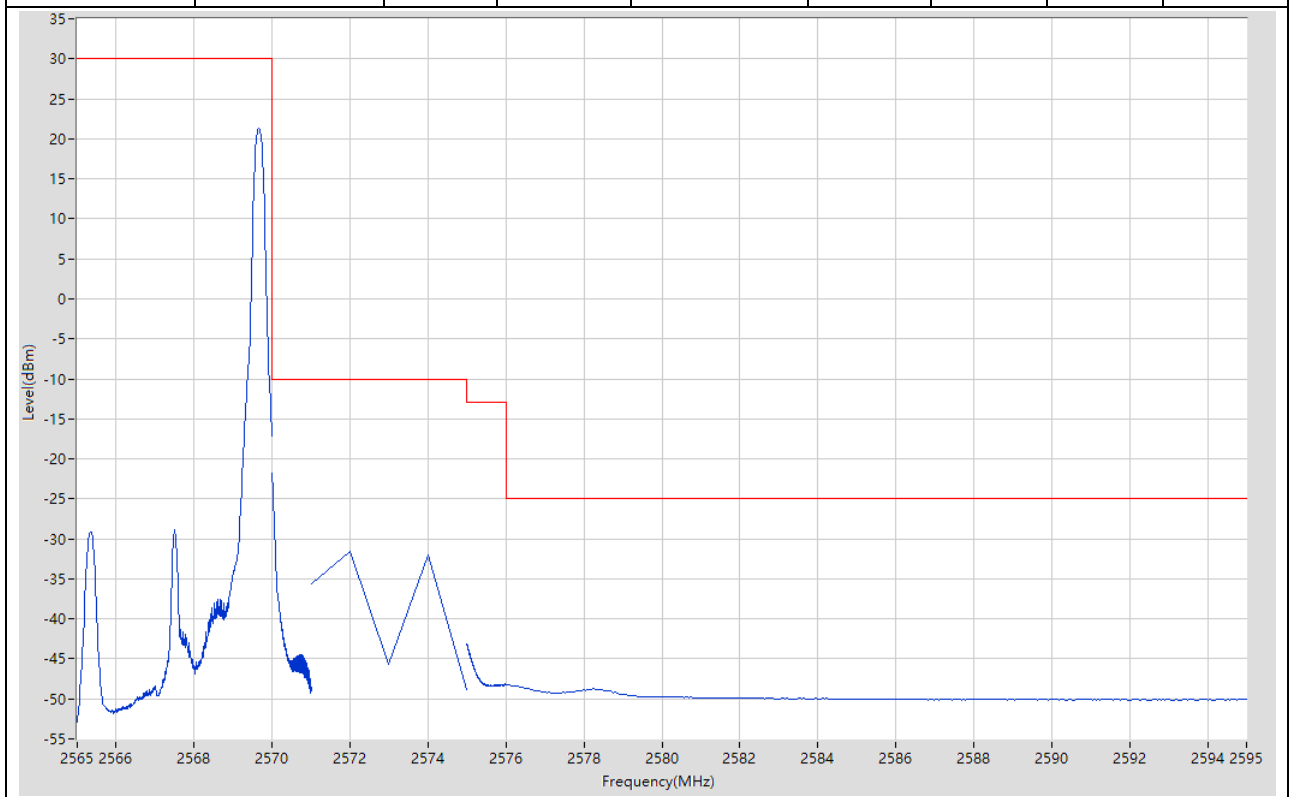
11.4. LTE Band Edge_Part22-24-27(NTNV)(Subtest:4, Channel:20775, Bandwidth:5, Modulation:Q16, RB Number: 25, RB Position:LOW)

Start Frequency (MHz)	Stop Frequency (MHz)	RBW (MHz)	Detector	Frequency (MHz)	Power (dBm)	Limit (dBm)	Verdict	Sweep Point
2475	2494	1	RMS	2494	-34.5	-25	Pass	401
2494	2496	1	RMS	2496	-28.38	-13	Pass	401
2496	2499	1	RMS	2499	-24.05	-10	Pass	4
2499	2500	0.1	RMS	2499.998	-26.09	-10	Pass	401
2500	2505	0.1	RMS	2501.675	6	30	Pass	401



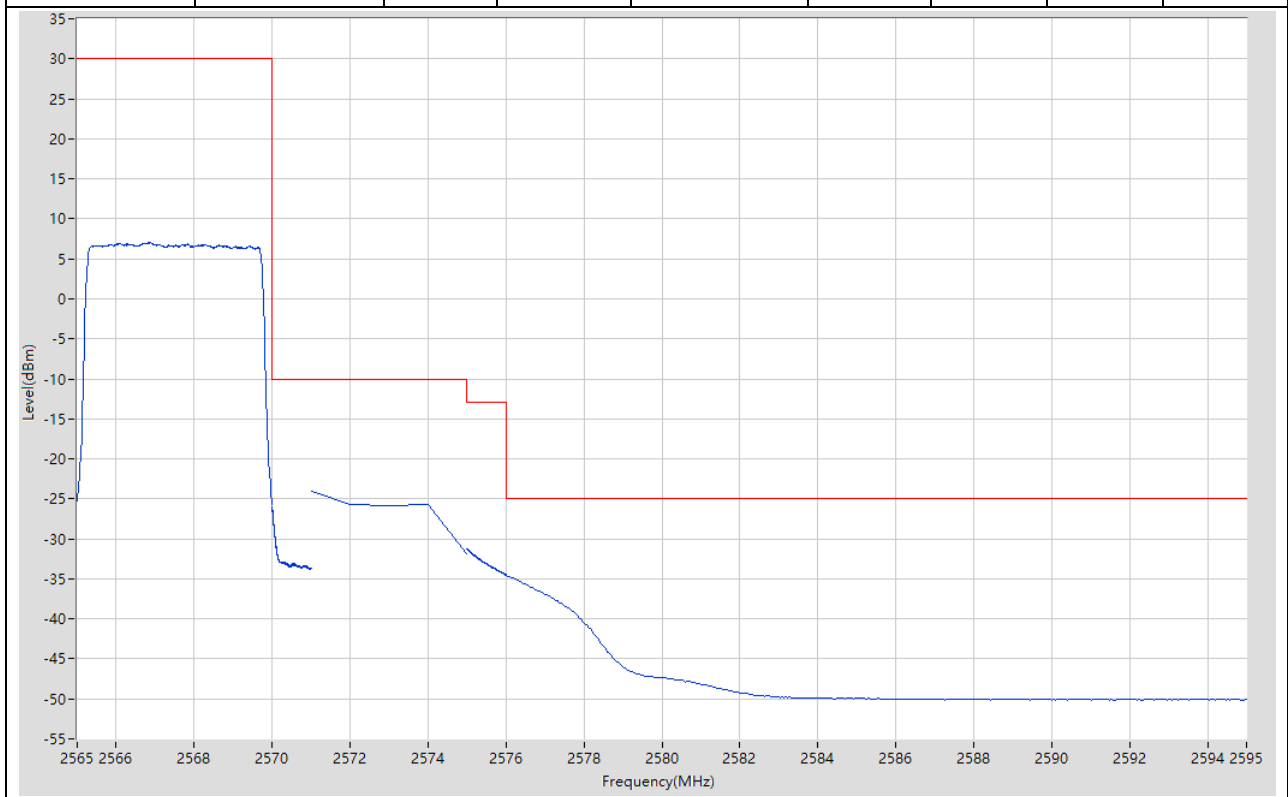
11.5. LTE Band Edge_Part22-24-27(NTNV)(Subtest:5, Channel:21425, Bandwidth:5, Modulation:QPSK, RB Number: 1, RB Position:HIGH)

Start Frequency (MHz)	Stop Frequency (MHz)	RBW (MHz)	Detector	Frequency (MHz)	Power (dBm)	Limit (dBm)	Verdict	Sweep Point
2565	2570	0.1	RMS	2569.663	21.27	30	Pass	401
2570	2571	0.051	RMS	2570	-21.81	-10	Pass	401
2571	2575	1	RMS	2572	-31.6	-10	Pass	5
2575	2576	1	RMS	2575	-43.17	-13	Pass	401
2576	2595	1	RMS	2576.095	-48.27	-25	Pass	401



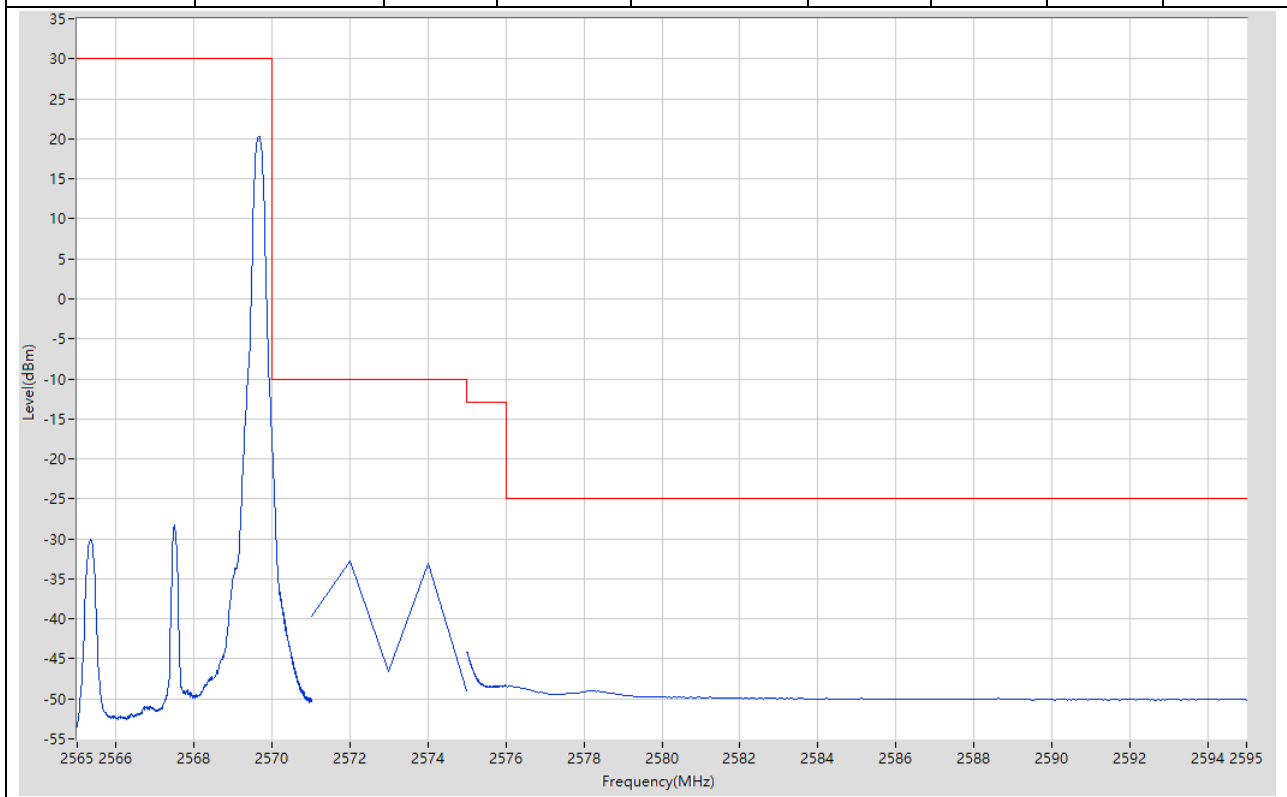
11.6. LTE Band Edge_Part22-24-27(NTNV)(Subtest:6, Channel:21425, Bandwidth:5, Modulation:QPSK, RB Number: 25, RB Position:HIGH)

Start Frequency (MHz)	Stop Frequency (MHz)	RBW (MHz)	Detector	Frequency (MHz)	Power (dBm)	Limit (dBm)	Verdict	Sweep Point
2565	2570	0.1	RMS	2566.875	7.02	30	Pass	401
2570	2571	0.1	RMS	2570.005	-25.98	-10	Pass	401
2571	2575	1	RMS	2571	-24.11	-10	Pass	5
2575	2576	1	RMS	2575.005	-31.22	-13	Pass	401
2576	2595	1	RMS	2576	-34.48	-25	Pass	401



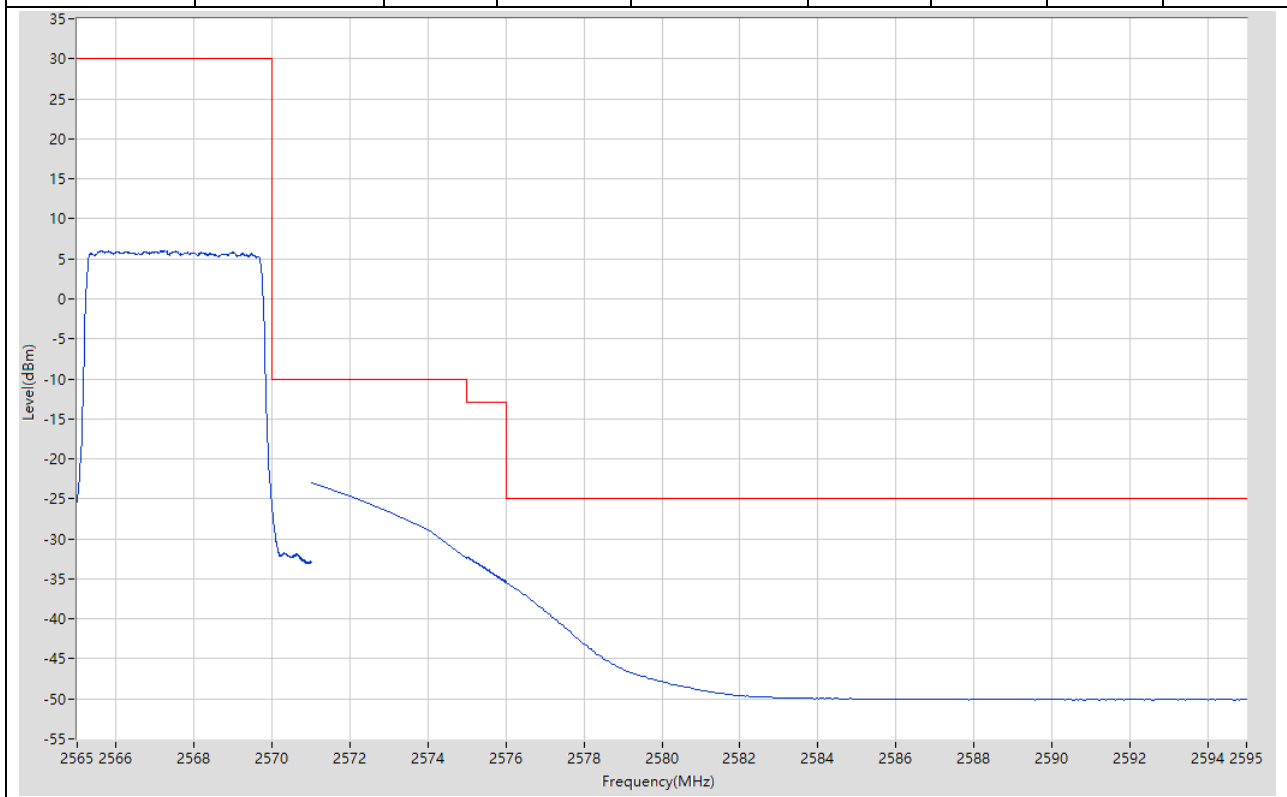
11.7. LTE Band Edge_Part22-24-27(NTNV)(Subtest:7, Channel:21425, Bandwidth:5, Modulation:Q16, RB Number: 1, RB Position:HIGH)

Start Frequency (MHz)	Stop Frequency (MHz)	RBW (MHz)	Detector	Frequency (MHz)	Power (dBm)	Limit (dBm)	Verdict	Sweep Point
2565	2570	0.1	RMS	2569.663	20.31	30	Pass	401
2570	2571	0.1	RMS	2570	-17.8	-10	Pass	401
2571	2575	1	RMS	2572	-32.76	-10	Pass	5
2575	2576	1	RMS	2575.003	-44.11	-13	Pass	401
2576	2595	1	RMS	2576.095	-48.35	-25	Pass	401



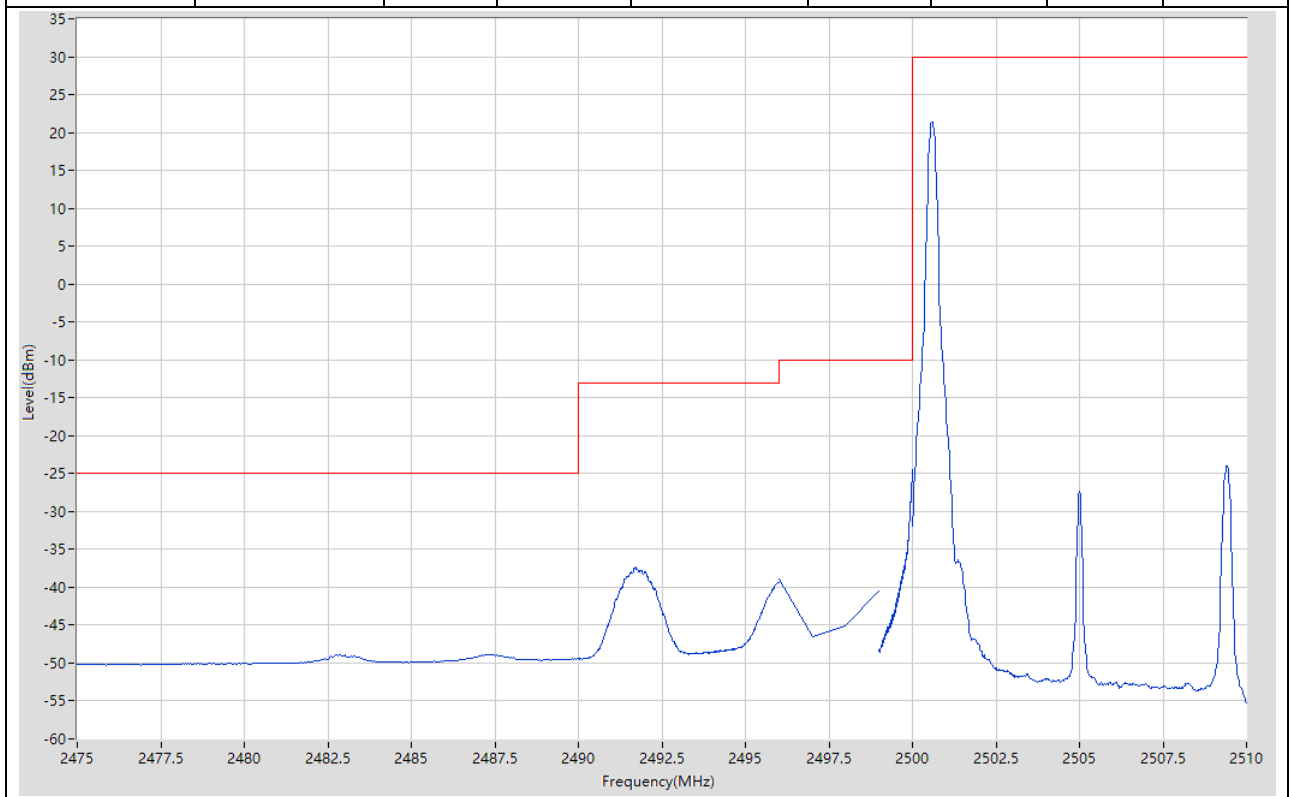
11.8. LTE Band Edge_Part22-24-27(NTNV)(Subtest:8, Channel:21425, Bandwidth:5, Modulation:Q16, RB Number: 25, RB Position:HIGH)

Start Frequency (MHz)	Stop Frequency (MHz)	RBW (MHz)	Detector	Frequency (MHz)	Power (dBm)	Limit (dBm)	Verdict	Sweep Point
2565	2570	0.1	RMS	2567.263	6.05	30	Pass	401
2570	2571	0.1	RMS	2570	-26.12	-10	Pass	401
2571	2575	1	RMS	2571	-23.03	-10	Pass	5
2575	2576	1	RMS	2575	-32.24	-13	Pass	401
2576	2595	1	RMS	2576	-35.49	-25	Pass	401



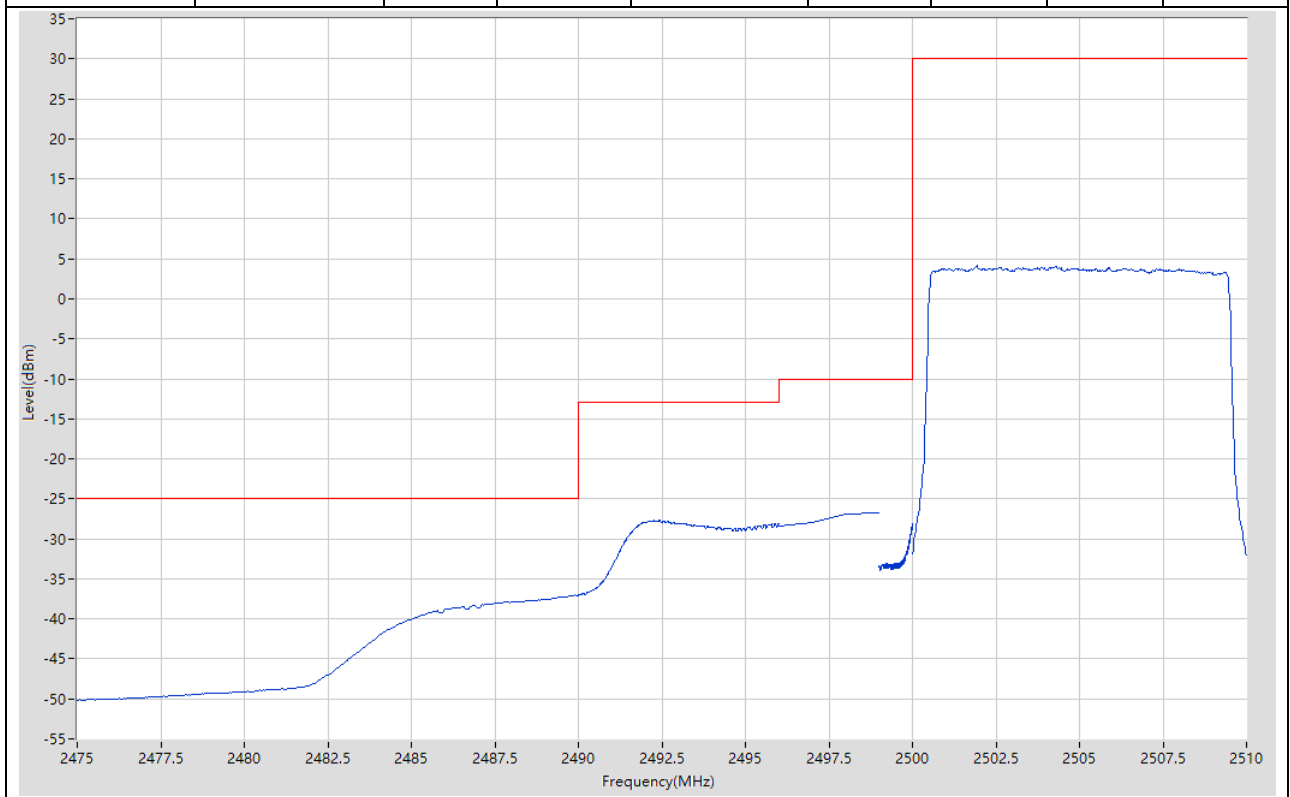
11.9. LTE Band Edge_Part22-24-27(NTNV)(Subtest:9, Channel:20800, Bandwidth:10, Modulation:QPSK, RB Number: 1, RB Position:LOW)

Start Frequency (MHz)	Stop Frequency (MHz)	RBW (MHz)	Detector	Frequency (MHz)	Power (dBm)	Limit (dBm)	Verdict	Sweep Point
2475	2490	1	RMS	2482.875	-48.84	-25	Pass	401
2490	2496	1	RMS	2491.71	-37.36	-13	Pass	401
2496	2499	1	RMS	2496	-38.93	-10	Pass	4
2499	2500	0.2	RMS	2500	-24.52	-10	Pass	401
2500	2510	0.1	RMS	2500.6	21.39	30	Pass	401



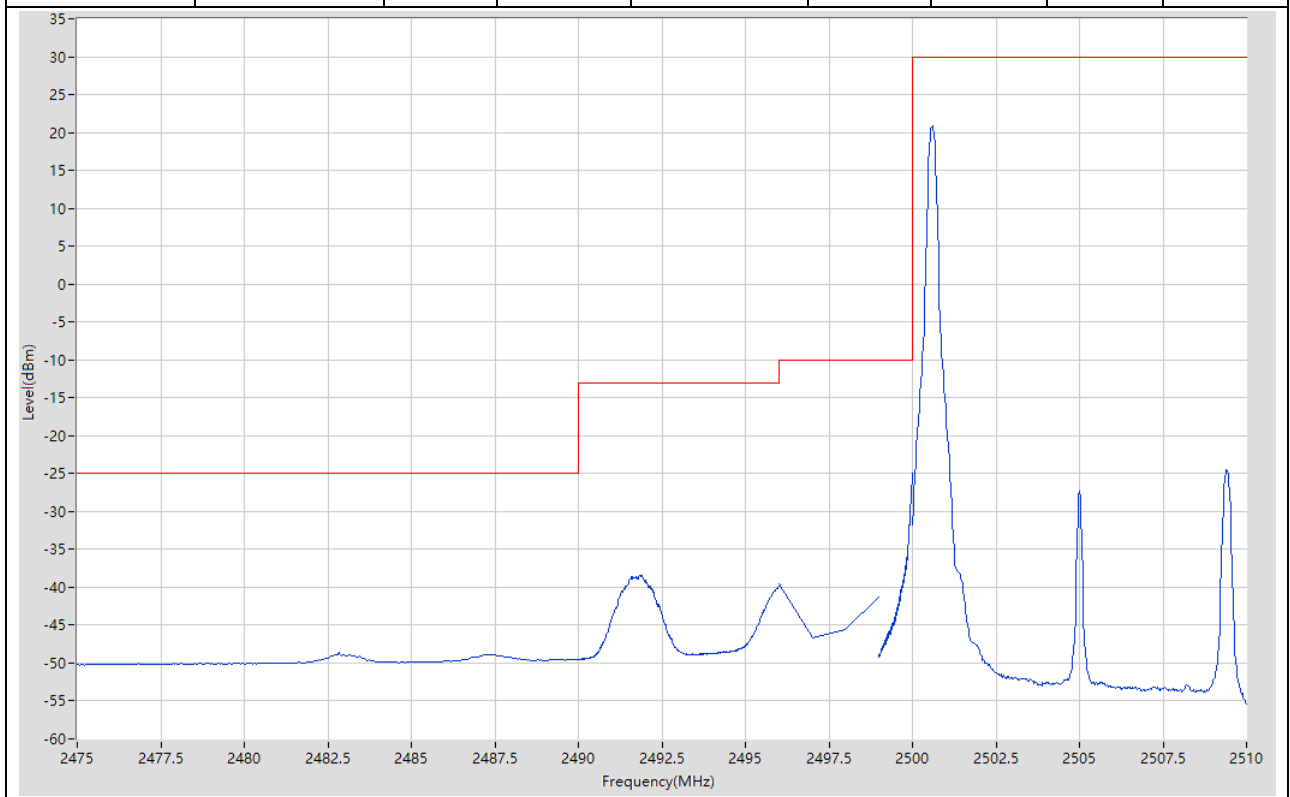
11.10. LTE Band Edge_Part22-24-27(NTNV)(Subtest:10, Channel:20800, Bandwidth:10, Modulation:QPSK, RB Number: 50, RB Position:LOW)

Start Frequency (MHz)	Stop Frequency (MHz)	RBW (MHz)	Detector	Frequency (MHz)	Power (dBm)	Limit (dBm)	Verdict	Sweep Point
2475	2490	1	RMS	2489.888	-37.03	-25	Pass	401
2490	2496	1	RMS	2492.43	-27.72	-13	Pass	401
2496	2499	1	RMS	2499	-26.72	-10	Pass	4
2499	2500	0.2	RMS	2499.998	-28.16	-10	Pass	401
2500	2510	0.1	RMS	2501.925	4.15	30	Pass	401



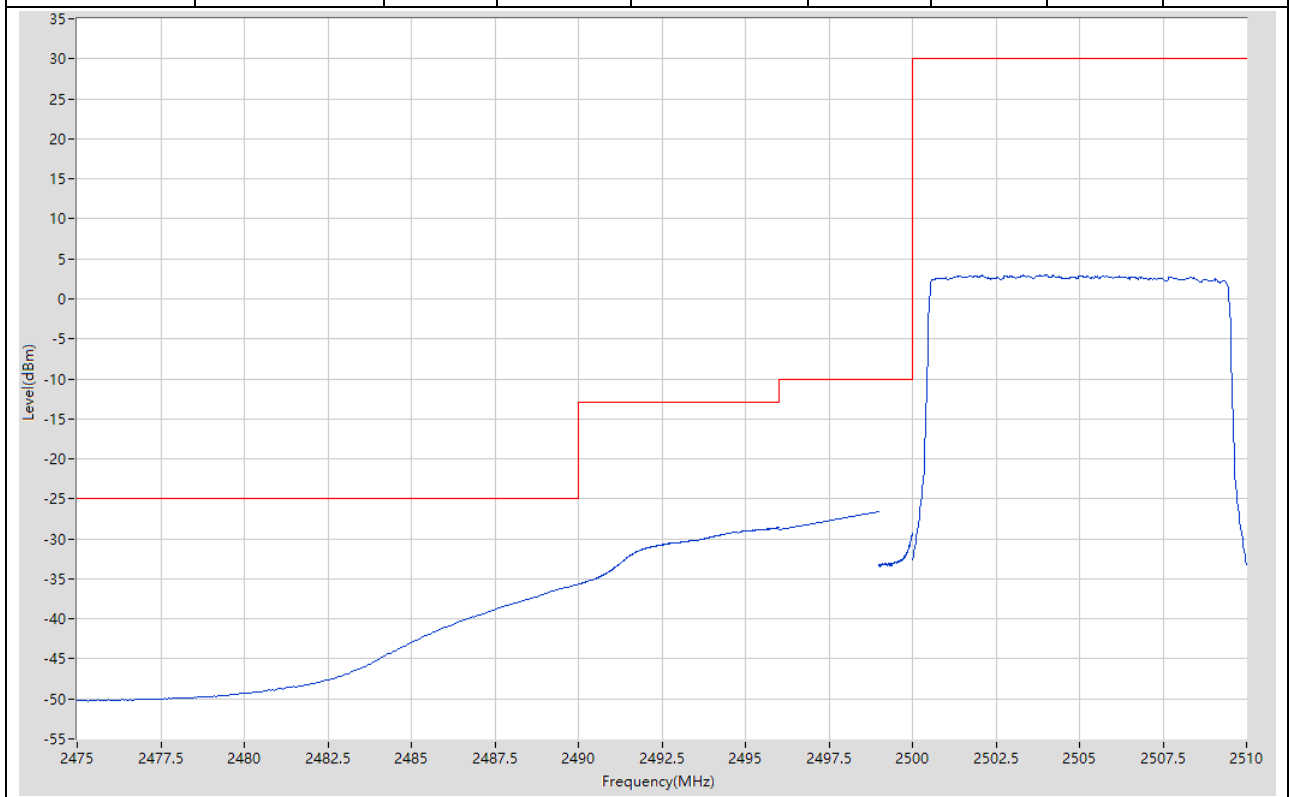
11.11. LTE Band Edge_Part22-24-27(NTNV)(Subtest:11, Channel:20800, Bandwidth:10, Modulation:Q16, RB Number: 1, RB Position:LOW)

Start Frequency (MHz)	Stop Frequency (MHz)	RBW (MHz)	Detector	Frequency (MHz)	Power (dBm)	Limit (dBm)	Verdict	Sweep Point
2475	2490	1	RMS	2482.838	-48.65	-25	Pass	401
2490	2496	1	RMS	2491.83	-38.4	-13	Pass	401
2496	2499	1	RMS	2496	-39.52	-10	Pass	4
2499	2500	0.2	RMS	2500	-24.88	-10	Pass	401
2500	2510	0.1	RMS	2500.6	20.81	30	Pass	401



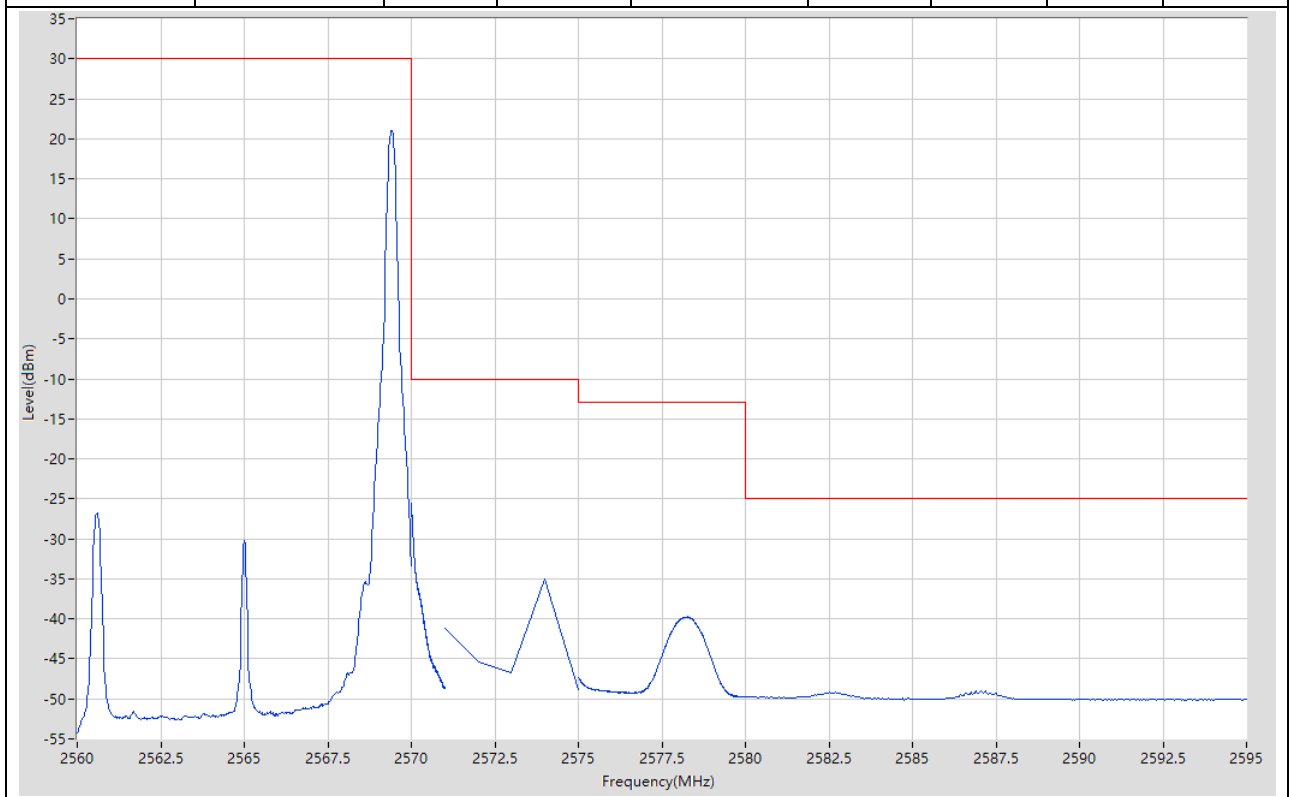
11.12. LTE Band Edge_Part22-24-27(NTNV)(Subtest:12, Channel:20800, Bandwidth:10, Modulation:Q16, RB Number: 50, RB Position:LOW)

Start Frequency (MHz)	Stop Frequency (MHz)	RBW (MHz)	Detector	Frequency (MHz)	Power (dBm)	Limit (dBm)	Verdict	Sweep Point
2475	2490	1	RMS	2490	-35.65	-25	Pass	401
2490	2496	1	RMS	2496	-28.59	-13	Pass	401
2496	2499	1	RMS	2499	-26.66	-10	Pass	4
2499	2500	0.2	RMS	2500	-29.23	-10	Pass	401
2500	2510	0.1	RMS	2504	3.04	30	Pass	401



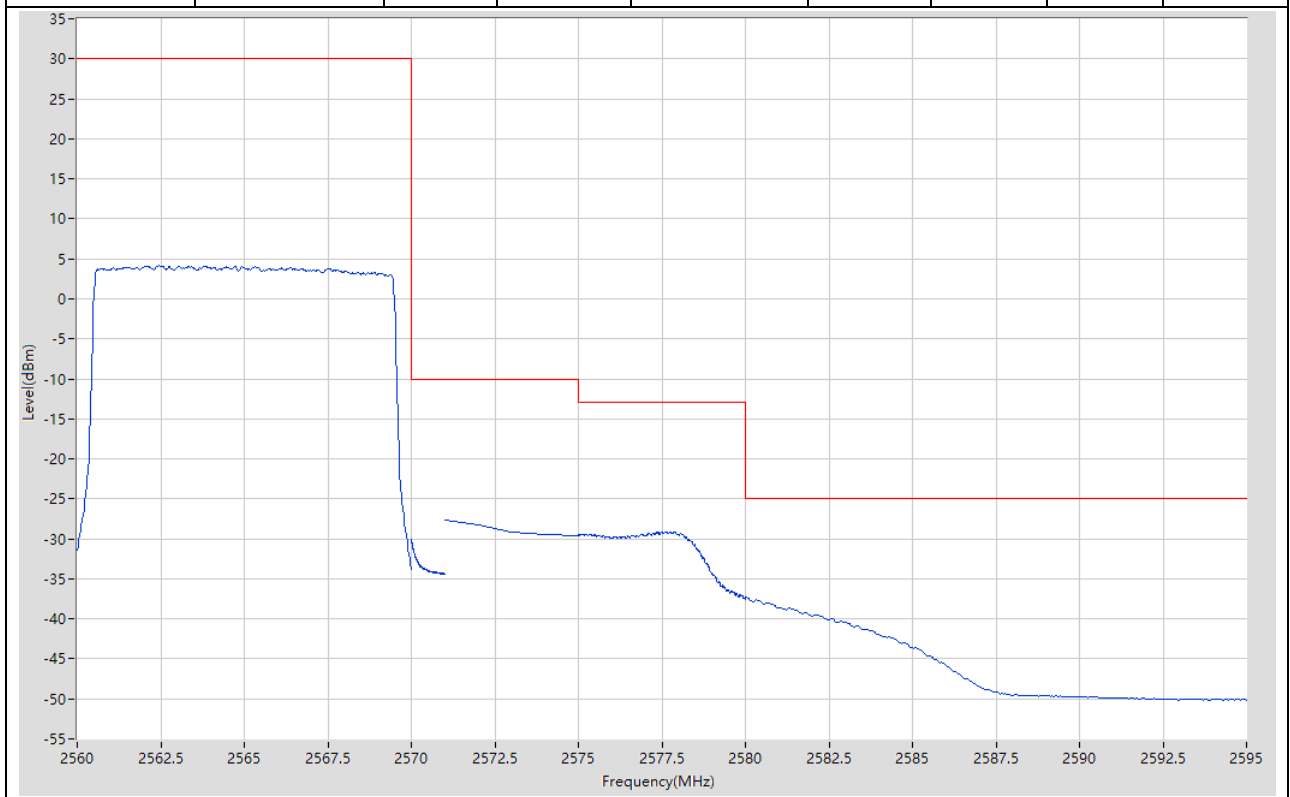
11.13. LTE Band Edge_Part22-24-27(NTNV)(Subtest:13, Channel:21400, Bandwidth:10, Modulation:QPSK, RB Number: 1, RB Position:HIGH)

Start Frequency (MHz)	Stop Frequency (MHz)	RBW (MHz)	Detector	Frequency (MHz)	Power (dBm)	Limit (dBm)	Verdict	Sweep Point
2560	2570	0.1	RMS	2569.425	21.03	30	Pass	401
2570	2571	0.2	RMS	2570	-25.48	-10	Pass	401
2571	2575	1	RMS	2574	-35	-10	Pass	5
2575	2580	1	RMS	2578.263	-39.73	-13	Pass	401
2580	2595	1	RMS	2586.9	-48.95	-25	Pass	401



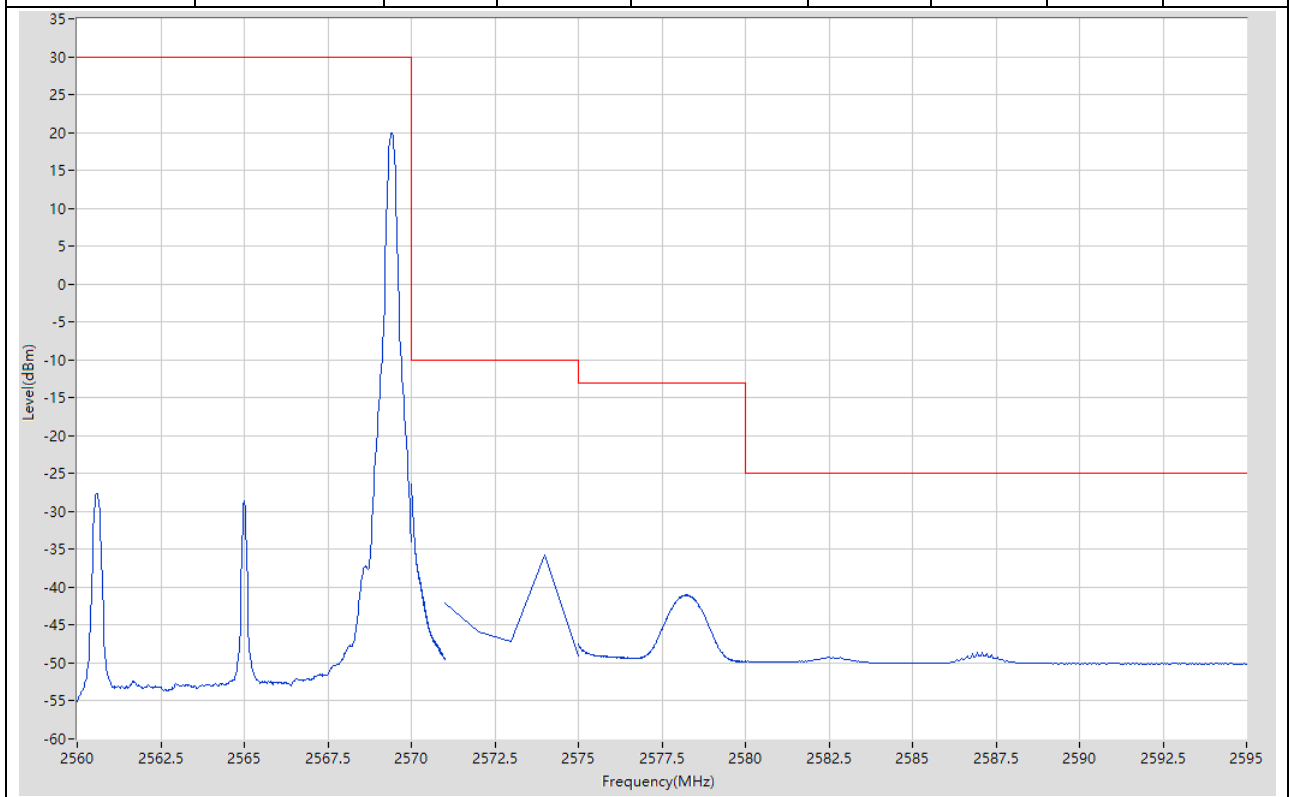
11.14. LTE Band Edge_Part22-24-27(NTNV)(Subtest:14, Channel:21400, Bandwidth:10, Modulation:QPSK, RB Number: 50, RB Position:HIGH)

Start Frequency (MHz)	Stop Frequency (MHz)	RBW (MHz)	Detector	Frequency (MHz)	Power (dBm)	Limit (dBm)	Verdict	Sweep Point
2560	2570	0.1	RMS	2562.45	4.13	30	Pass	401
2570	2571	0.2	RMS	2570	-30.11	-10	Pass	401
2571	2575	1	RMS	2571	-27.66	-10	Pass	5
2575	2580	1	RMS	2577.738	-29.13	-13	Pass	401
2580	2595	1	RMS	2580	-37.23	-25	Pass	401



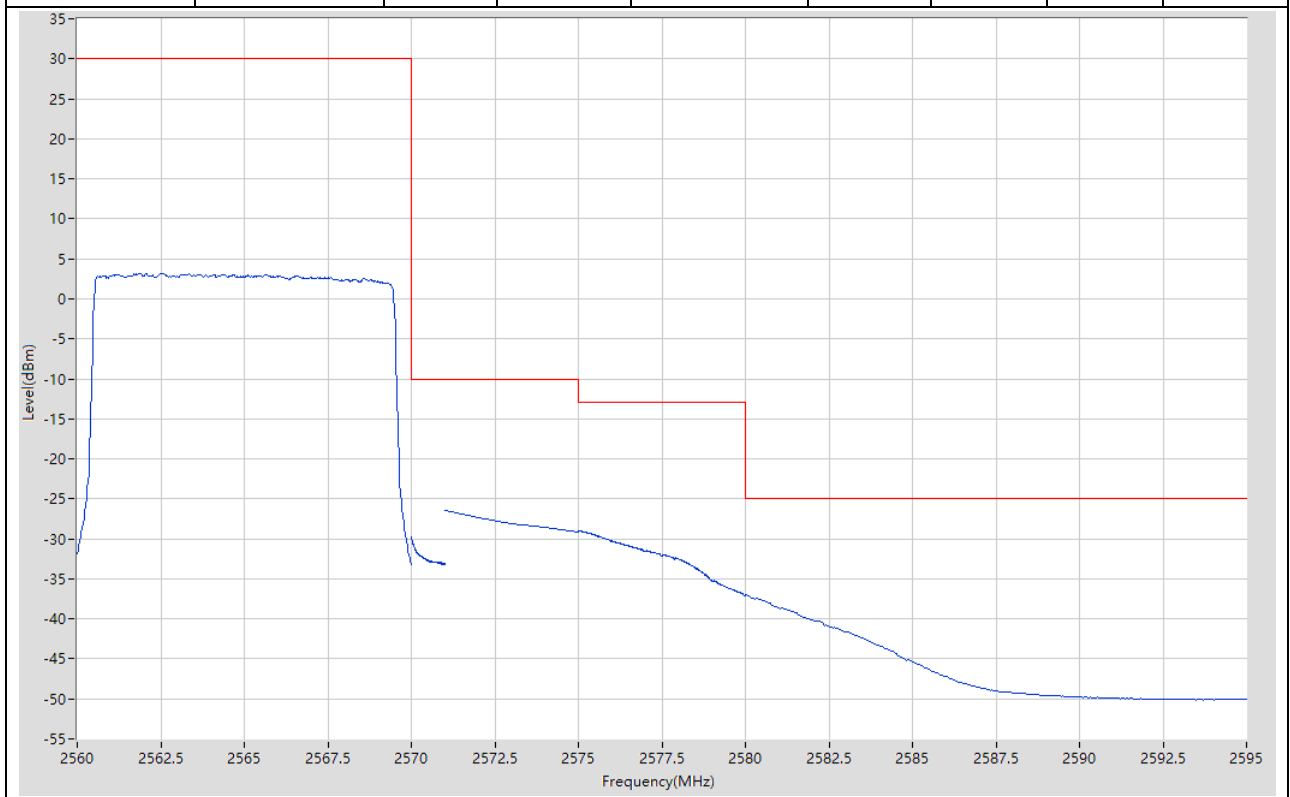
11.15. LTE Band Edge_Part22-24-27(NTNV)(Subtest:15, Channel:21400, Bandwidth:10, Modulation:Q16, RB Number: 1, RB Position:HIGH)

Start Frequency (MHz)	Stop Frequency (MHz)	RBW (MHz)	Detector	Frequency (MHz)	Power (dBm)	Limit (dBm)	Verdict	Sweep Point
2560	2570	0.1	RMS	2569.4	19.93	30	Pass	401
2570	2571	0.2	RMS	2570	-26.37	-10	Pass	401
2571	2575	1	RMS	2574	-35.79	-10	Pass	5
2575	2580	1	RMS	2578.238	-41	-13	Pass	401
2580	2595	1	RMS	2587.088	-48.63	-25	Pass	401



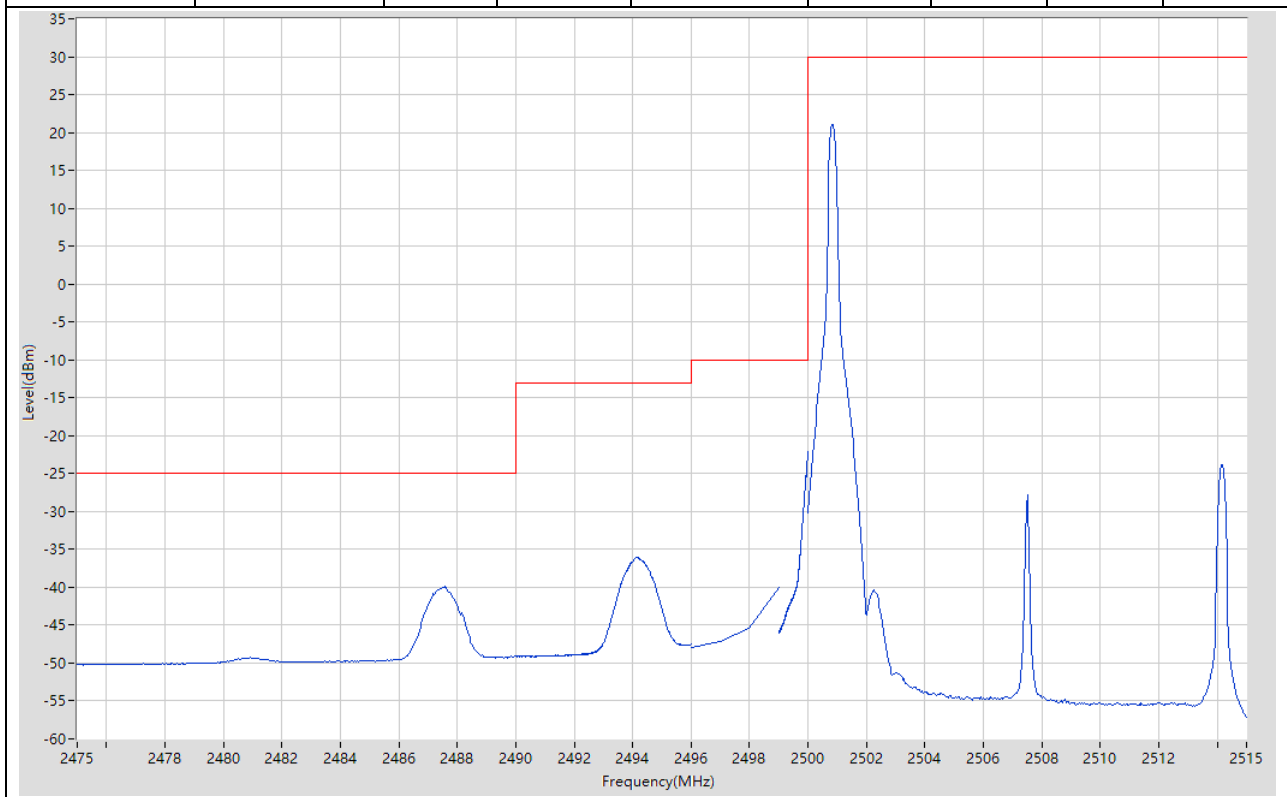
11.16. LTE Band Edge_Part22-24-27(NTNV)(Subtest:16, Channel:21400, Bandwidth:10, Modulation:Q16, RB Number: 50, RB Position:HIGH)

Start Frequency (MHz)	Stop Frequency (MHz)	RBW (MHz)	Detector	Frequency (MHz)	Power (dBm)	Limit (dBm)	Verdict	Sweep Point
2560	2570	0.1	RMS	2562.55	3.2	30	Pass	401
2570	2571	0.2	RMS	2570.003	-29.81	-10	Pass	401
2571	2575	1	RMS	2571	-26.38	-10	Pass	5
2575	2580	1	RMS	2575	-28.95	-13	Pass	401
2580	2595	1	RMS	2580	-36.98	-25	Pass	401



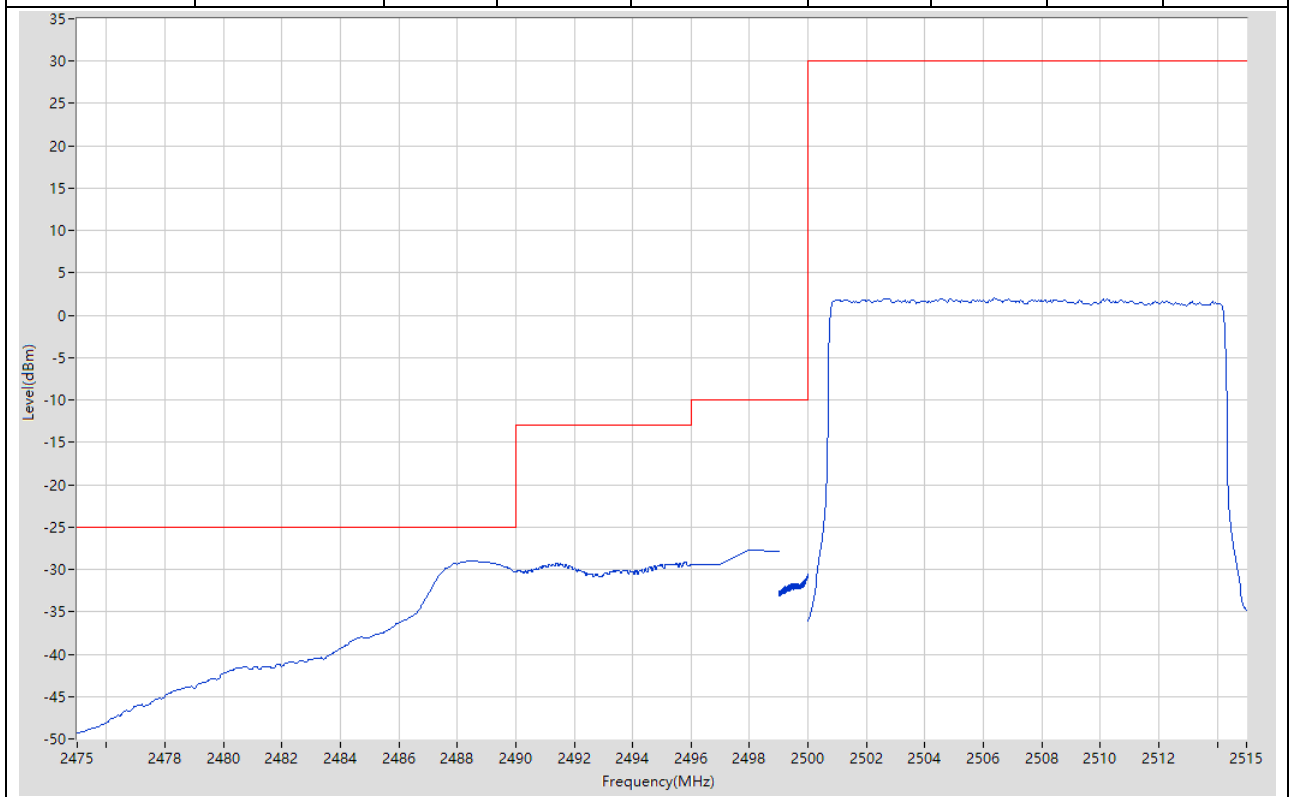
11.17. LTE Band Edge_Part22-24-27(NTNV)(Subtest:17, Channel:20825, Bandwidth:15, Modulation:QPSK, RB Number: 1, RB Position:LOW)

Start Frequency (MHz)	Stop Frequency (MHz)	RBW (MHz)	Detector	Frequency (MHz)	Power (dBm)	Limit (dBm)	Verdict	Sweep Point
2475	2490	1	RMS	2487.563	-39.93	-25	Pass	401
2490	2496	1	RMS	2494.17	-36.1	-13	Pass	401
2496	2499	1	RMS	2499	-40.06	-10	Pass	4
2499	2500	0.3	RMS	2500	-22.09	-10	Pass	401
2500	2515	0.1	RMS	2500.825	21.11	30	Pass	401



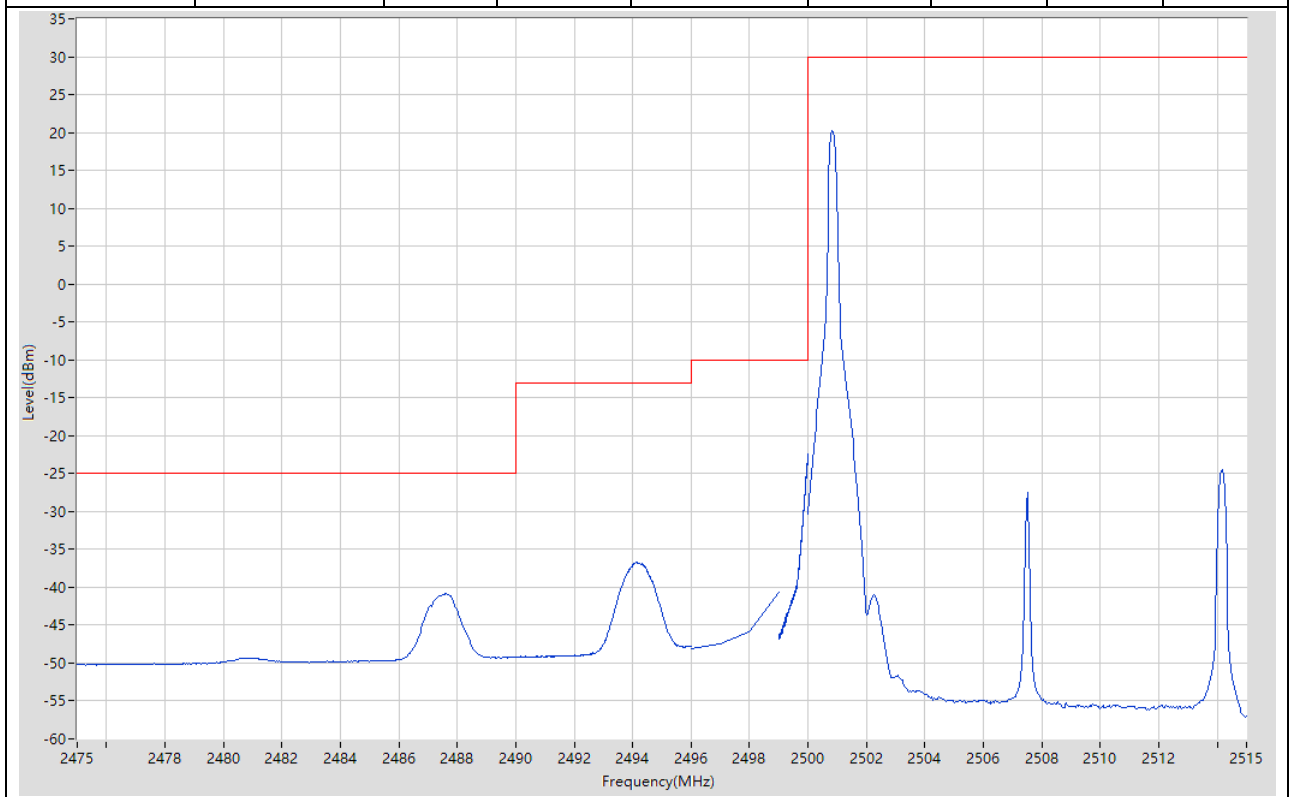
11.18. LTE Band Edge_Part22-24-27(NTNV)(Subtest:18, Channel:20825, Bandwidth:15, Modulation:QPSK, RB Number: 75, RB Position:LOW)

Start Frequency (MHz)	Stop Frequency (MHz)	RBW (MHz)	Detector	Frequency (MHz)	Power (dBm)	Limit (dBm)	Verdict	Sweep Point
2475	2490	1	RMS	2488.538	-29.05	-25	Pass	401
2490	2496	1	RMS	2495.835	-29.13	-13	Pass	401
2496	2499	1	RMS	2498	-27.75	-10	Pass	4
2499	2500	0.3	RMS	2499.98	-30.55	-10	Pass	401
2500	2515	0.1	RMS	2506.375	2.03	30	Pass	401



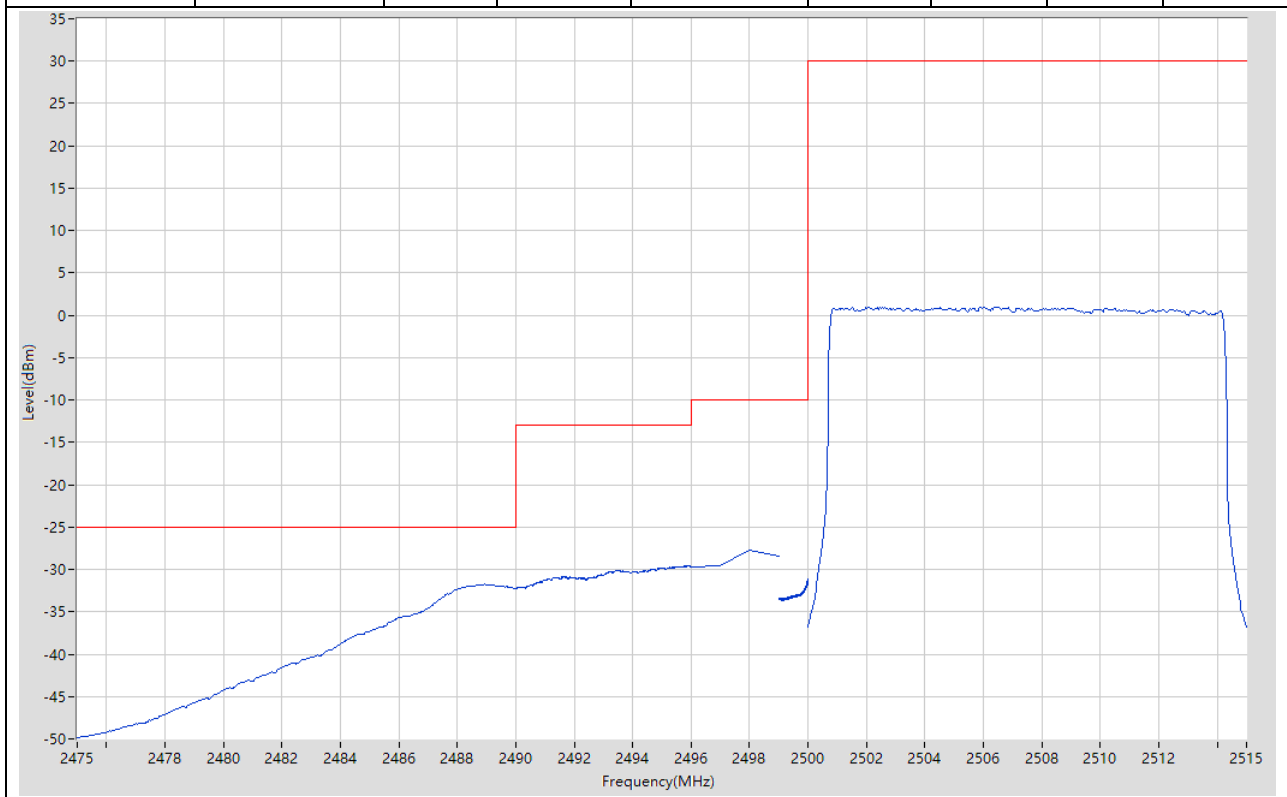
11.19. LTE Band Edge_Part22-24-27(NTNV)(Subtest:19, Channel:20825, Bandwidth:15, Modulation:Q16, RB Number: 1, RB Position:LOW)

Start Frequency (MHz)	Stop Frequency (MHz)	RBW (MHz)	Detector	Frequency (MHz)	Power (dBm)	Limit (dBm)	Verdict	Sweep Point
2475	2490	1	RMS	2487.563	-40.87	-25	Pass	401
2490	2496	1	RMS	2494.14	-36.68	-13	Pass	401
2496	2499	1	RMS	2499	-40.63	-10	Pass	4
2499	2500	0.3	RMS	2499.998	-22.48	-10	Pass	401
2500	2515	0.1	RMS	2500.825	20.2	30	Pass	401



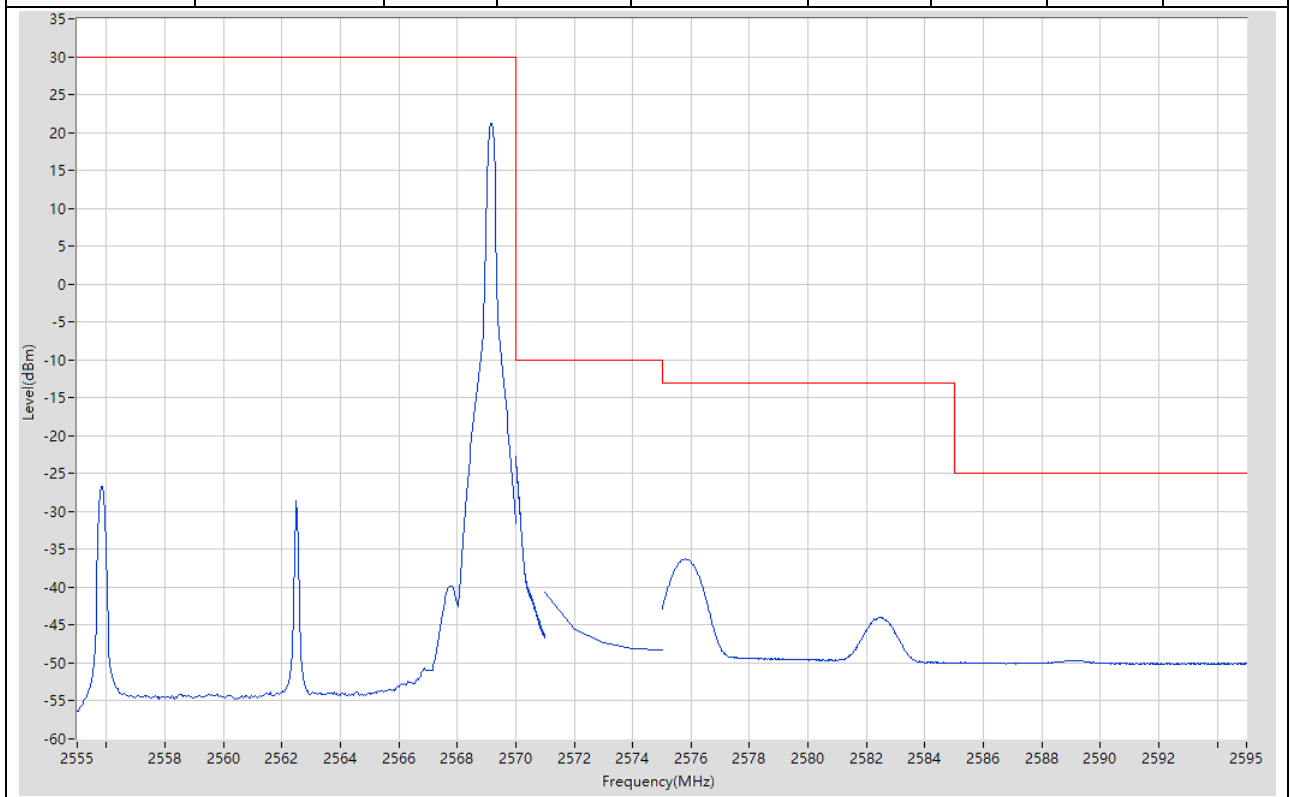
11.20. LTE Band Edge_Part22-24-27(NTNV)(Subtest:20, Channel:20825, Bandwidth:15, Modulation:Q16, RB Number: 75, RB Position:LOW)

Start Frequency (MHz)	Stop Frequency (MHz)	RBW (MHz)	Detector	Frequency (MHz)	Power (dBm)	Limit (dBm)	Verdict	Sweep Point
2475	2490	1	RMS	2488.95	-31.76	-25	Pass	401
2490	2496	1	RMS	2495.94	-29.56	-13	Pass	401
2496	2499	1	RMS	2498	-27.67	-10	Pass	4
2499	2500	0.3	RMS	2500	-31.12	-10	Pass	401
2500	2515	0.1	RMS	2506.45	0.97	30	Pass	401



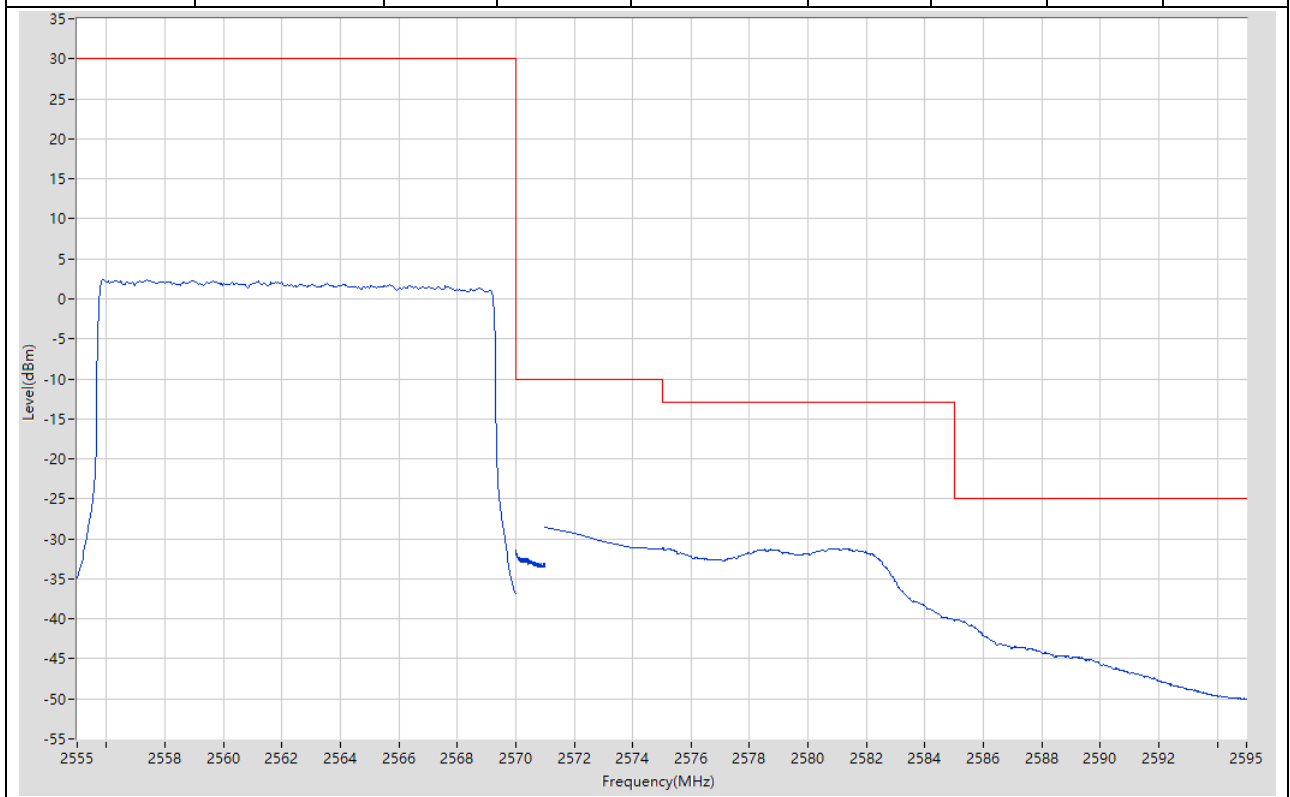
11.21. LTE Band Edge_Part22-24-27(NTNV)(Subtest:21, Channel:21375, Bandwidth:15, Modulation:QPSK, RB Number: 1, RB Position:HIGH)

Start Frequency (MHz)	Stop Frequency (MHz)	RBW (MHz)	Detector	Frequency (MHz)	Power (dBm)	Limit (dBm)	Verdict	Sweep Point
2555	2570	0.1	RMS	2569.175	21.24	30	Pass	401
2570	2571	0.3	RMS	2570	-22.65	-10	Pass	401
2571	2575	1	RMS	2571	-40.6	-10	Pass	5
2575	2585	1	RMS	2575.8	-36.27	-13	Pass	401
2585	2595	1	RMS	2589.275	-49.65	-25	Pass	401



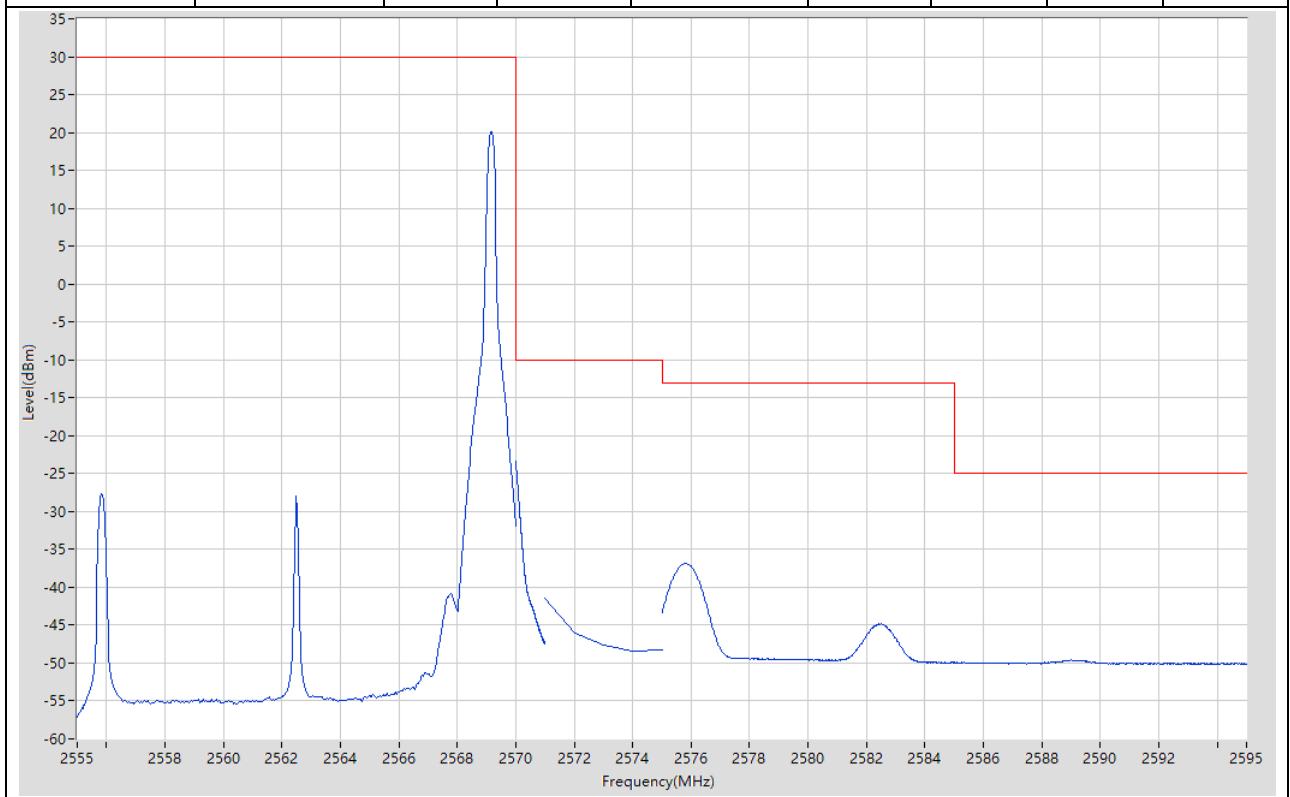
11.22. LTE Band Edge_Part22-24-27(NTNV)(Subtest:22, Channel:21375, Bandwidth:15, Modulation:QPSK, RB Number: 75, RB Position:HIGH)

Start Frequency (MHz)	Stop Frequency (MHz)	RBW (MHz)	Detector	Frequency (MHz)	Power (dBm)	Limit (dBm)	Verdict	Sweep Point
2555	2570	0.1	RMS	2555.863	2.42	30	Pass	401
2570	2571	0.3	RMS	2570	-31.48	-10	Pass	401
2571	2575	1	RMS	2571	-28.58	-10	Pass	5
2575	2585	1	RMS	2575	-31.07	-13	Pass	401
2585	2595	1	RMS	2585.05	-40.07	-25	Pass	401



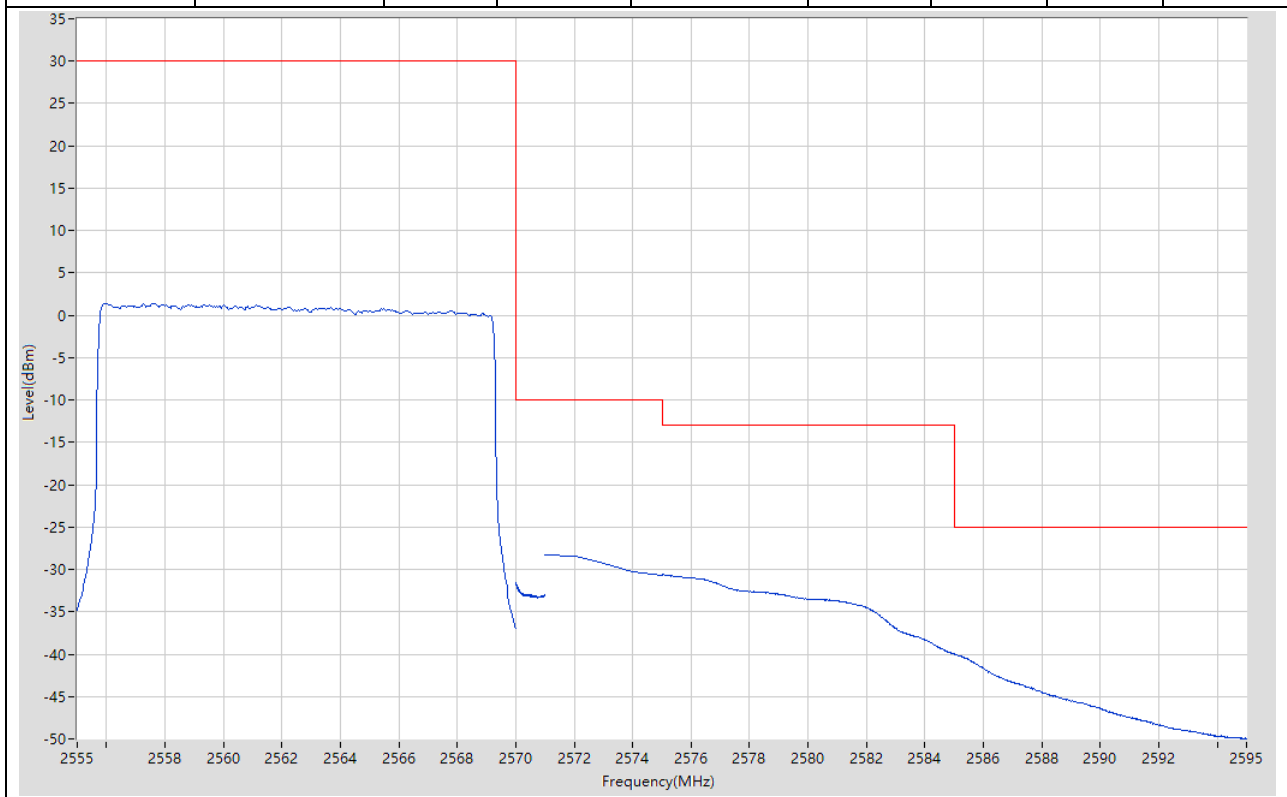
11.23. LTE Band Edge_Part22-24-27(NTNV)(Subtest:23, Channel:21375, Bandwidth:15, Modulation:Q16, RB Number: 1, RB Position:HIGH)

Start Frequency (MHz)	Stop Frequency (MHz)	RBW (MHz)	Detector	Frequency (MHz)	Power (dBm)	Limit (dBm)	Verdict	Sweep Point
2555	2570	0.1	RMS	2569.175	20.13	30	Pass	401
2570	2571	0.3	RMS	2570.005	-23.29	-10	Pass	401
2571	2575	1	RMS	2571	-41.38	-10	Pass	5
2575	2585	1	RMS	2575.8	-36.86	-13	Pass	401
2585	2595	1	RMS	2589	-49.61	-25	Pass	401



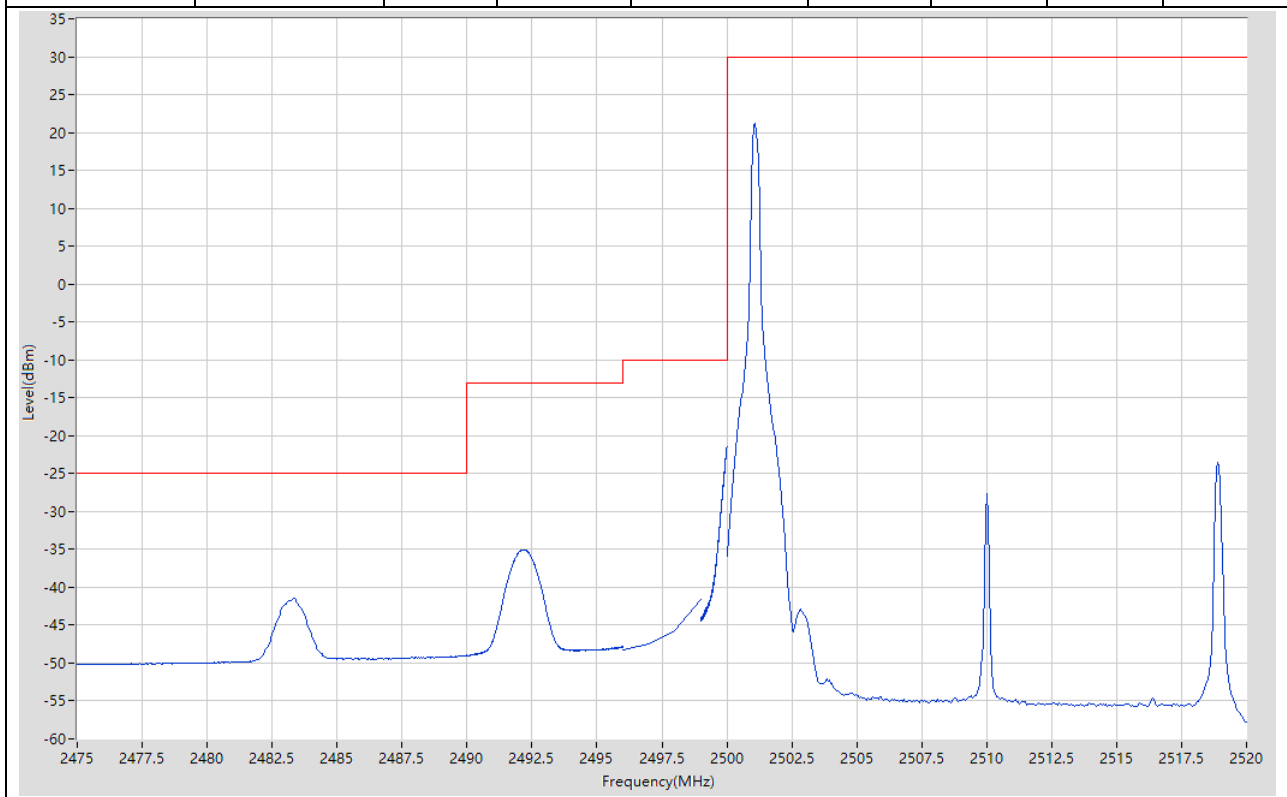
11.24. LTE Band Edge_Part22-24-27(NTNV)(Subtest:24, Channel:21375, Bandwidth:15, Modulation:Q16, RB Number: 75, RB Position:HIGH)

Start Frequency (MHz)	Stop Frequency (MHz)	RBW (MHz)	Detector	Frequency (MHz)	Power (dBm)	Limit (dBm)	Verdict	Sweep Point
2555	2570	0.1	RMS	2557.625	1.41	30	Pass	401
2570	2571	0.3	RMS	2570.005	-31.57	-10	Pass	401
2571	2575	1	RMS	2571	-28.22	-10	Pass	5
2575	2585	1	RMS	2575.05	-30.6	-13	Pass	401
2585	2595	1	RMS	2585	-39.96	-25	Pass	401



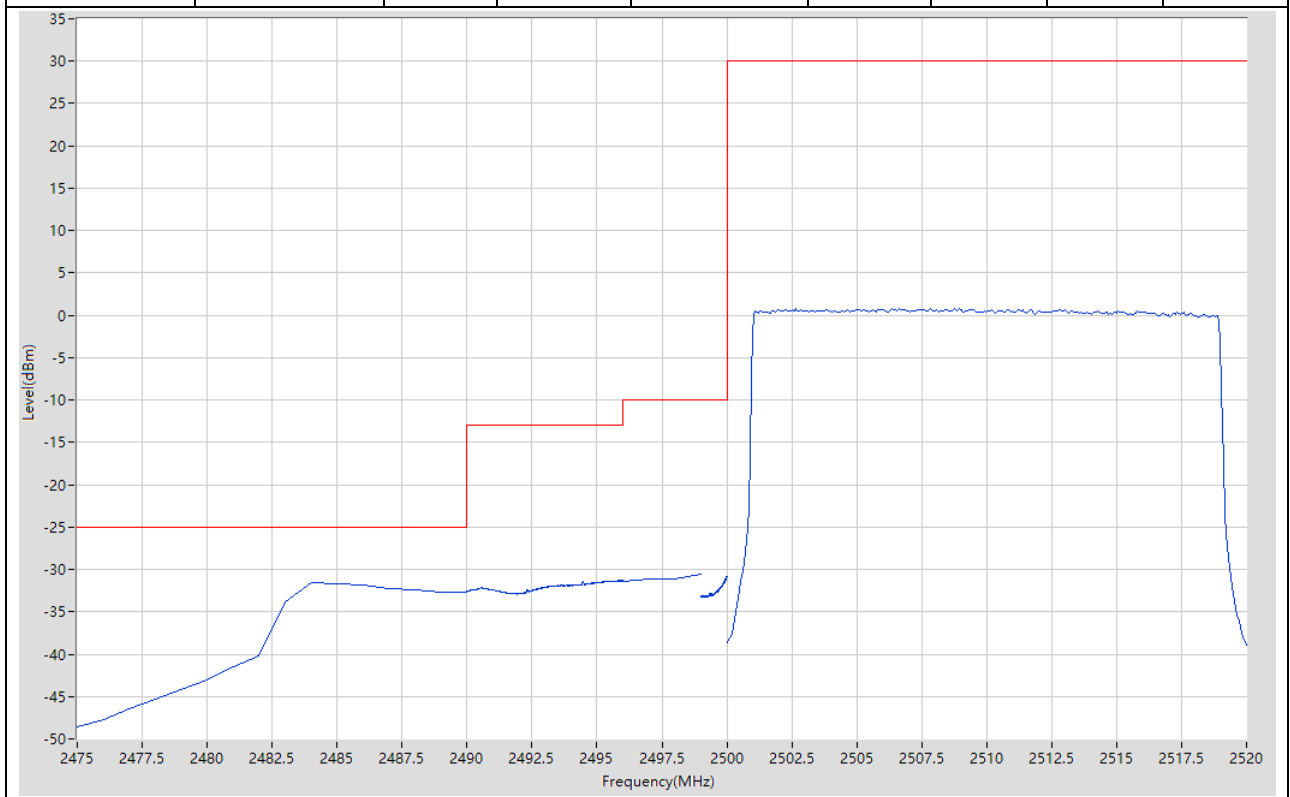
11.25. LTE Band Edge_Part22-24-27(NTNV)(Subtest:25, Channel:20850, Bandwidth:20, Modulation:QPSK, RB Number: 1, RB Position:LOW)

Start Frequency (MHz)	Stop Frequency (MHz)	RBW (MHz)	Detector	Frequency (MHz)	Power (dBm)	Limit (dBm)	Verdict	Sweep Point
2475	2490	1	RMS	2483.325	-41.45	-25	Pass	401
2490	2496	1	RMS	2492.145	-35.05	-13	Pass	401
2496	2499	1	RMS	2499	-41.54	-10	Pass	4
2499	2500	0.51	RMS	2500	-21.38	-10	Pass	401
2500	2520	0.1	RMS	2501.1	21.27	30	Pass	401



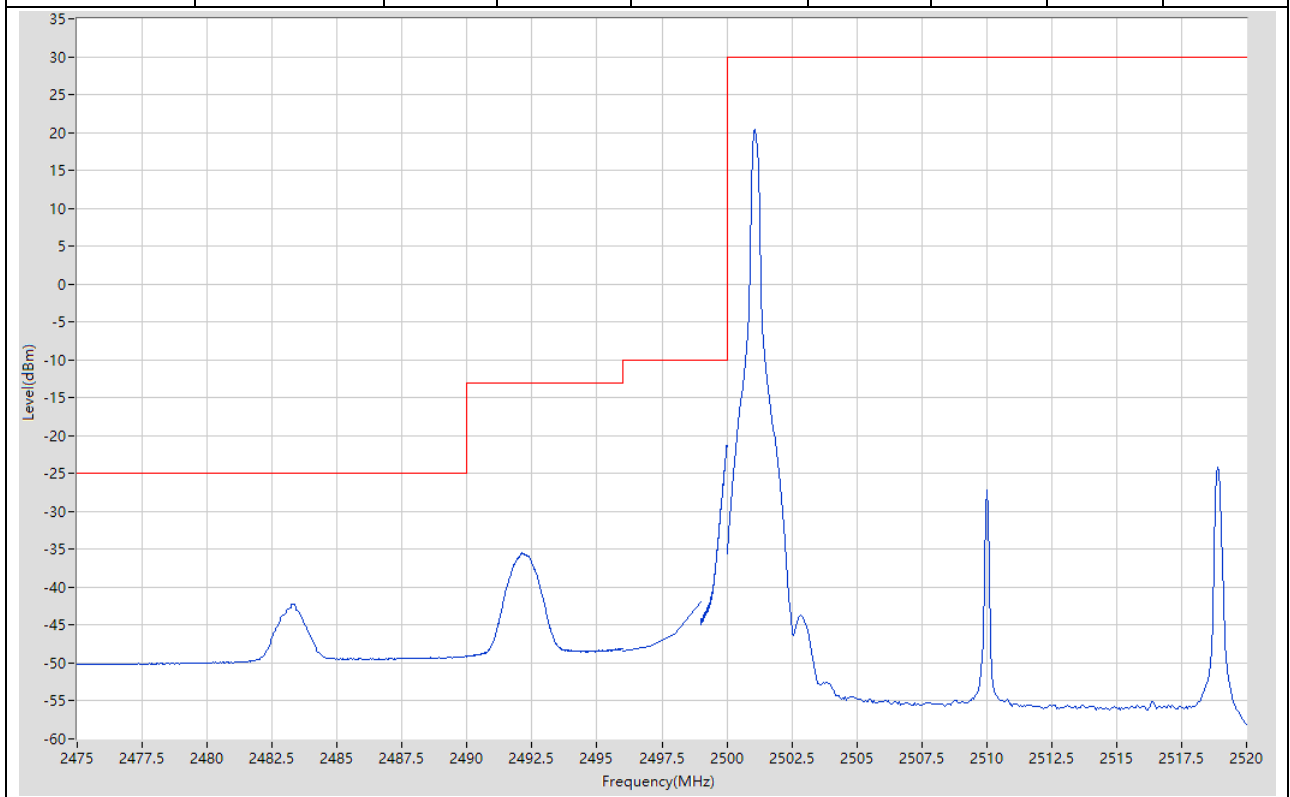
11.26. LTE Band Edge_Part22-24-27(NTNV)(Subtest:26, Channel:20850, Bandwidth:20, Modulation:QPSK, RB Number: 100, RB Position:LOW)

Start Frequency (MHz)	Stop Frequency (MHz)	RBW (MHz)	Detector	Frequency (MHz)	Power (dBm)	Limit (dBm)	Verdict	Sweep Point
2475	2490	1	RMS	2484	-31.62	-25	Pass	16
2490	2496	1	RMS	2495.97	-31.29	-13	Pass	401
2496	2499	1	RMS	2499	-30.6	-10	Pass	4
2499	2500	0.51	RMS	2499.993	-30.83	-10	Pass	401
2500	2520	0.1	RMS	2506.65	0.8	30	Pass	401



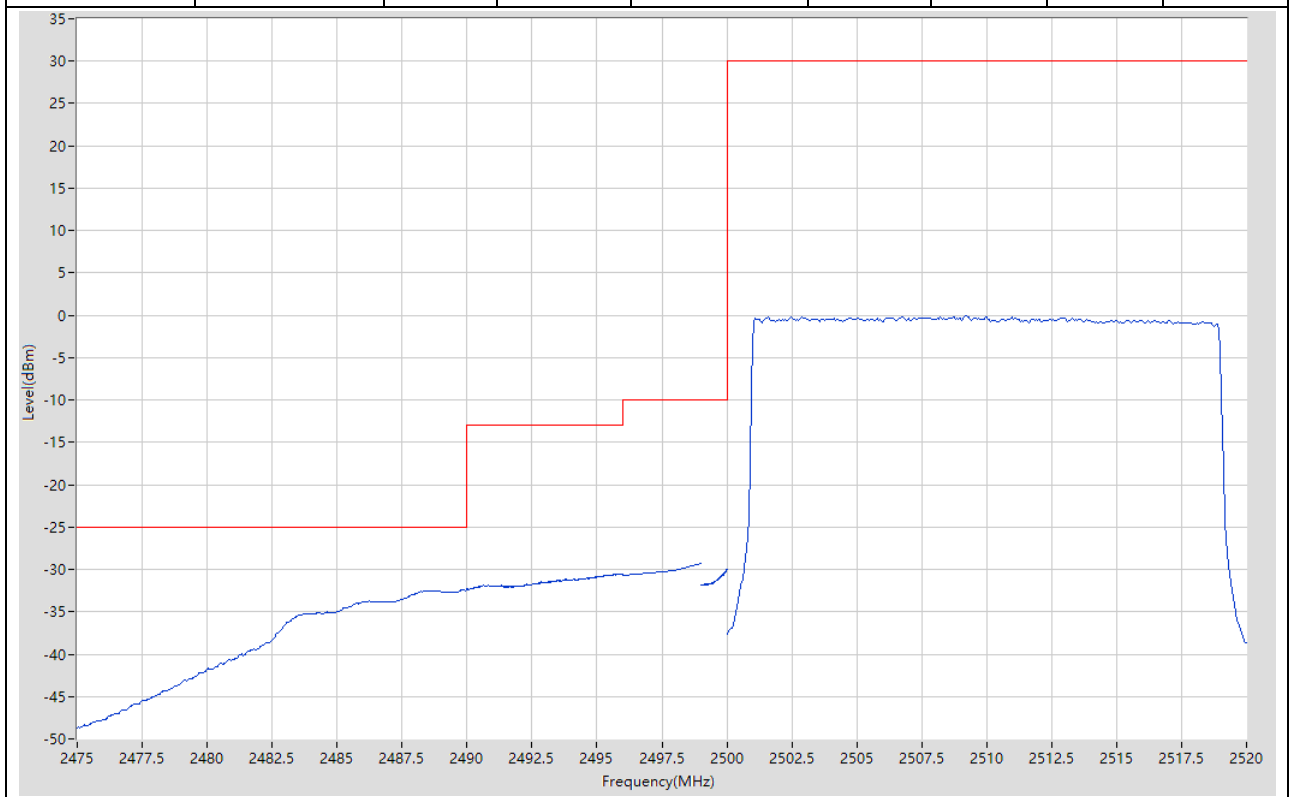
11.27. LTE Band Edge_Part22-24-27(NTNV)(Subtest:27, Channel:20850, Bandwidth:20, Modulation:Q16, RB Number: 1, RB Position:LOW)

Start Frequency (MHz)	Stop Frequency (MHz)	RBW (MHz)	Detector	Frequency (MHz)	Power (dBm)	Limit (dBm)	Verdict	Sweep Point
2475	2490	1	RMS	2483.288	-42.19	-25	Pass	401
2490	2496	1	RMS	2492.13	-35.5	-13	Pass	401
2496	2499	1	RMS	2499	-41.85	-10	Pass	4
2499	2500	0.51	RMS	2499.995	-21.28	-10	Pass	401
2500	2520	0.1	RMS	2501.1	20.42	30	Pass	401



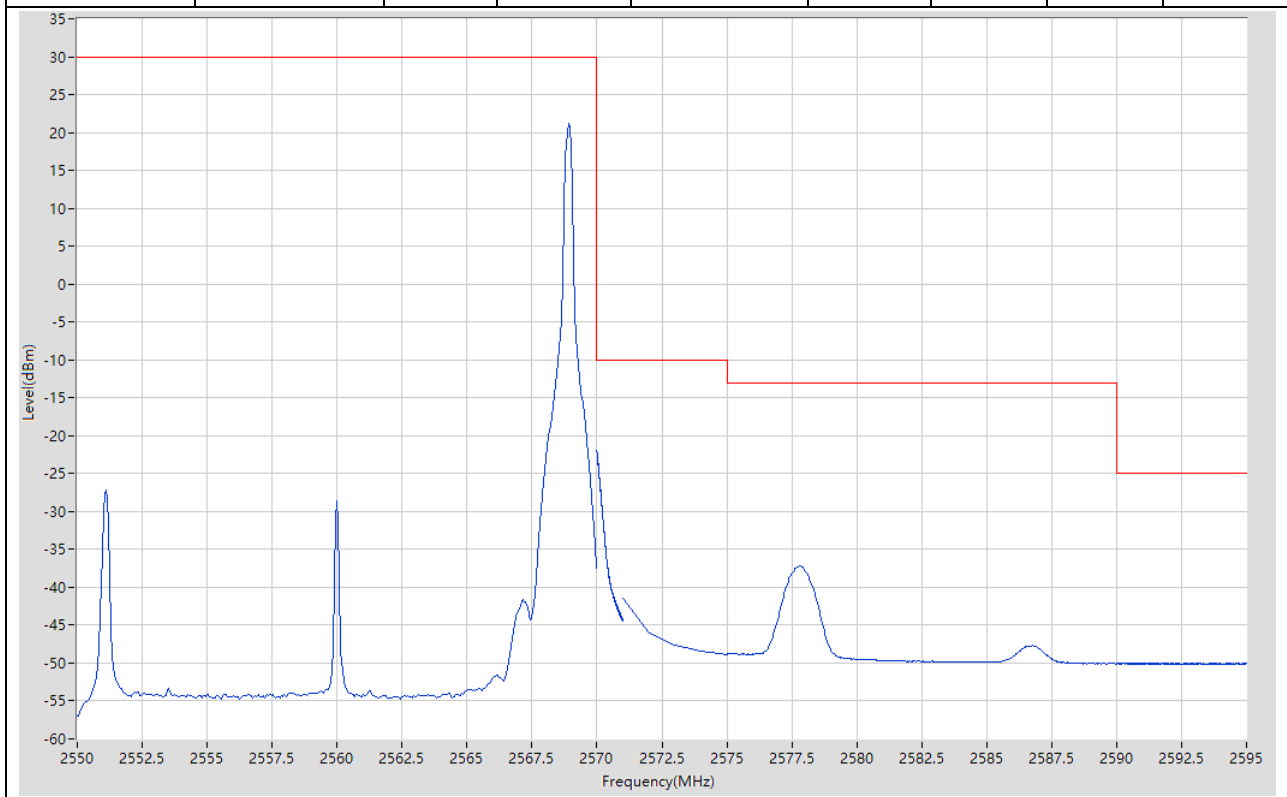
11.28. LTE Band Edge_Part22-24-27(NTNV)(Subtest:28, Channel:20850, Bandwidth:20, Modulation:Q16, RB Number: 100, RB Position:LOW)

Start Frequency (MHz)	Stop Frequency (MHz)	RBW (MHz)	Detector	Frequency (MHz)	Power (dBm)	Limit (dBm)	Verdict	Sweep Point
2475	2490	1	RMS	2490	-32.42	-25	Pass	401
2490	2496	1	RMS	2495.955	-30.54	-13	Pass	401
2496	2499	1	RMS	2499	-29.27	-10	Pass	4
2499	2500	0.51	RMS	2499.998	-30.02	-10	Pass	401
2500	2520	0.1	RMS	2509.2	-0.12	30	Pass	401



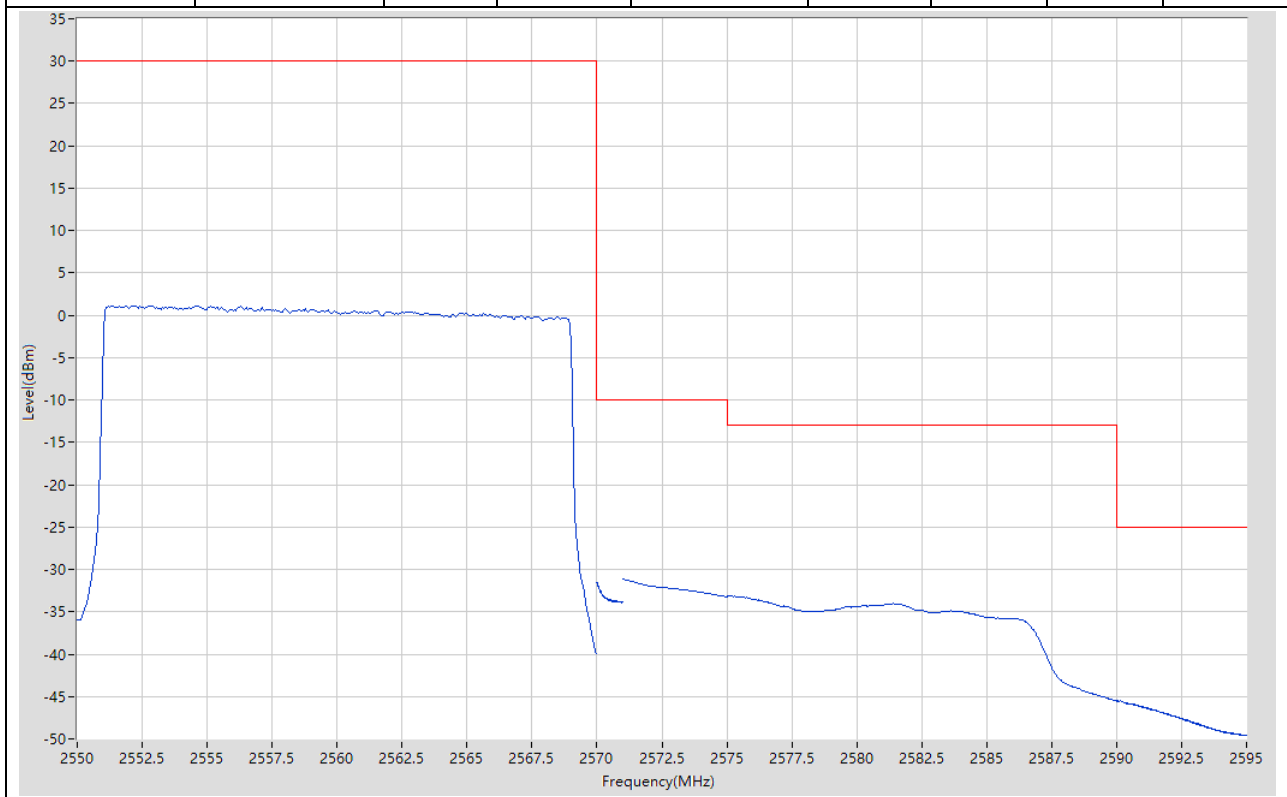
11.29. LTE Band Edge_Part22-24-27(NTNV)(Subtest:29, Channel:21350, Bandwidth:20, Modulation:QPSK, RB Number: 1, RB Position:HIGH)

Start Frequency (MHz)	Stop Frequency (MHz)	RBW (MHz)	Detector	Frequency (MHz)	Power (dBm)	Limit (dBm)	Verdict	Sweep Point
2550	2570	0.1	RMS	2568.9	21.14	30	Pass	401
2570	2571	0.51	RMS	2570.003	-21.87	-10	Pass	401
2571	2575	1	RMS	2571	-41.47	-10	Pass	5
2575	2590	1	RMS	2577.85	-37.23	-13	Pass	401
2590	2595	1	RMS	2593.838	-50	-25	Pass	401



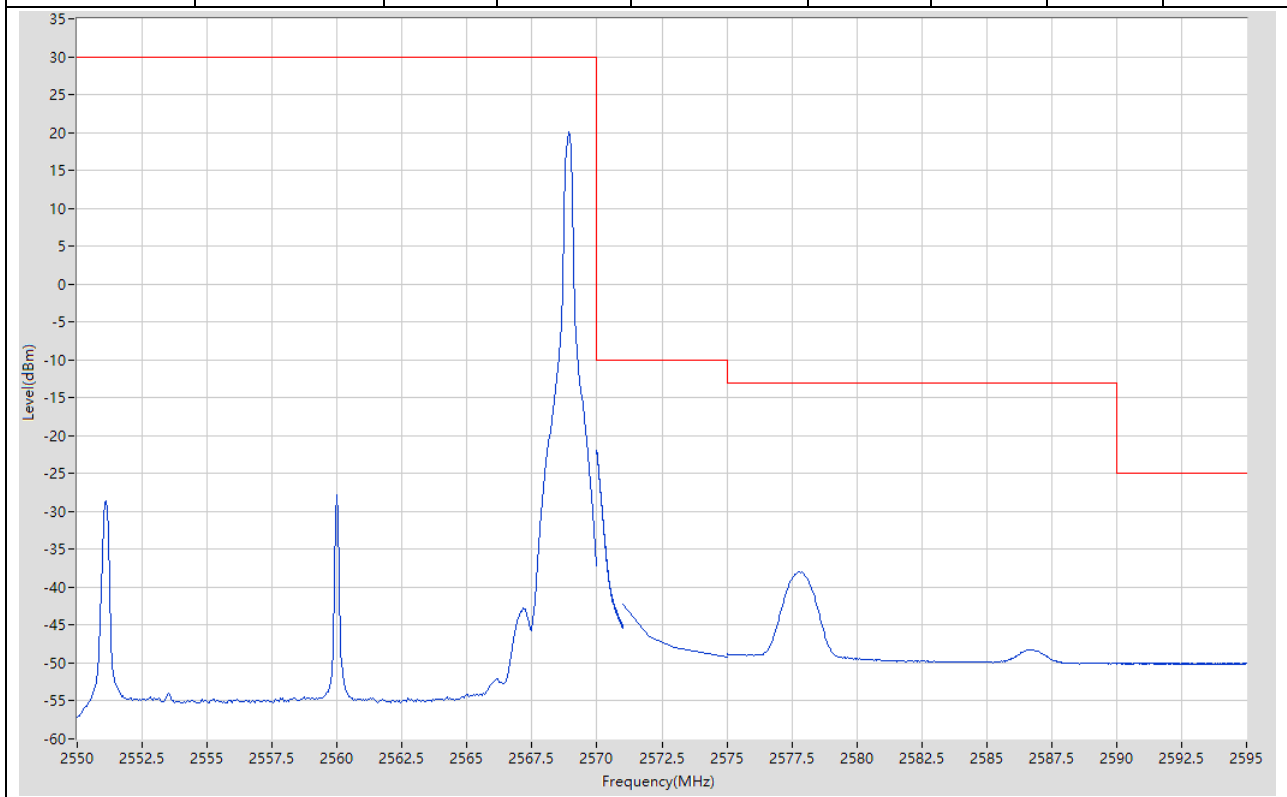
11.30. LTE Band Edge_Part22-24-27(NTNV)(Subtest:30, Channel:21350, Bandwidth:20, Modulation:QPSK, RB Number: 100, RB Position:HIGH)

Start Frequency (MHz)	Stop Frequency (MHz)	RBW (MHz)	Detector	Frequency (MHz)	Power (dBm)	Limit (dBm)	Verdict	Sweep Point
2550	2570	0.1	RMS	2551.4	1.15	30	Pass	401
2570	2571	0.51	RMS	2570.005	-31.52	-10	Pass	401
2571	2575	1	RMS	2571	-31.19	-10	Pass	5
2575	2590	1	RMS	2575	-33.04	-13	Pass	401
2590	2595	1	RMS	2590.125	-45.44	-25	Pass	401



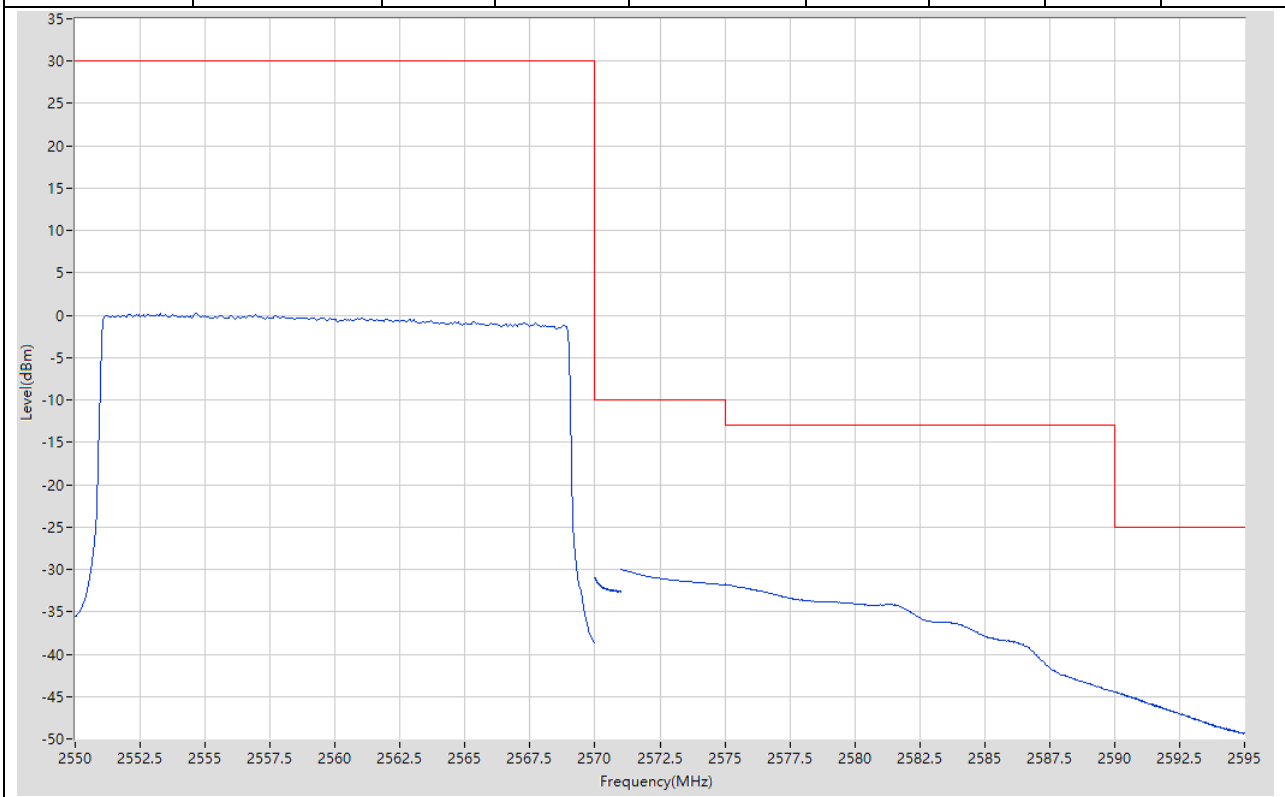
11.31. LTE Band Edge_Part22-24-27(NTNV)(Subtest:31, Channel:21350, Bandwidth:20, Modulation:Q16, RB Number: 1, RB Position:HIGH)

Start Frequency (MHz)	Stop Frequency (MHz)	RBW (MHz)	Detector	Frequency (MHz)	Power (dBm)	Limit (dBm)	Verdict	Sweep Point
2550	2570	0.1	RMS	2568.9	20.16	30	Pass	401
2570	2571	0.51	RMS	2570	-22.01	-10	Pass	401
2571	2575	1	RMS	2571	-42.29	-10	Pass	5
2575	2590	1	RMS	2577.775	-37.97	-13	Pass	401
2590	2595	1	RMS	2590.088	-49.99	-25	Pass	401



11.32. LTE Band Edge_Part22-24-27(NTNV)(Subtest:32, Channel:21350, Bandwidth:20, Modulation:Q16, RB Number: 100, RB Position:HIGH)

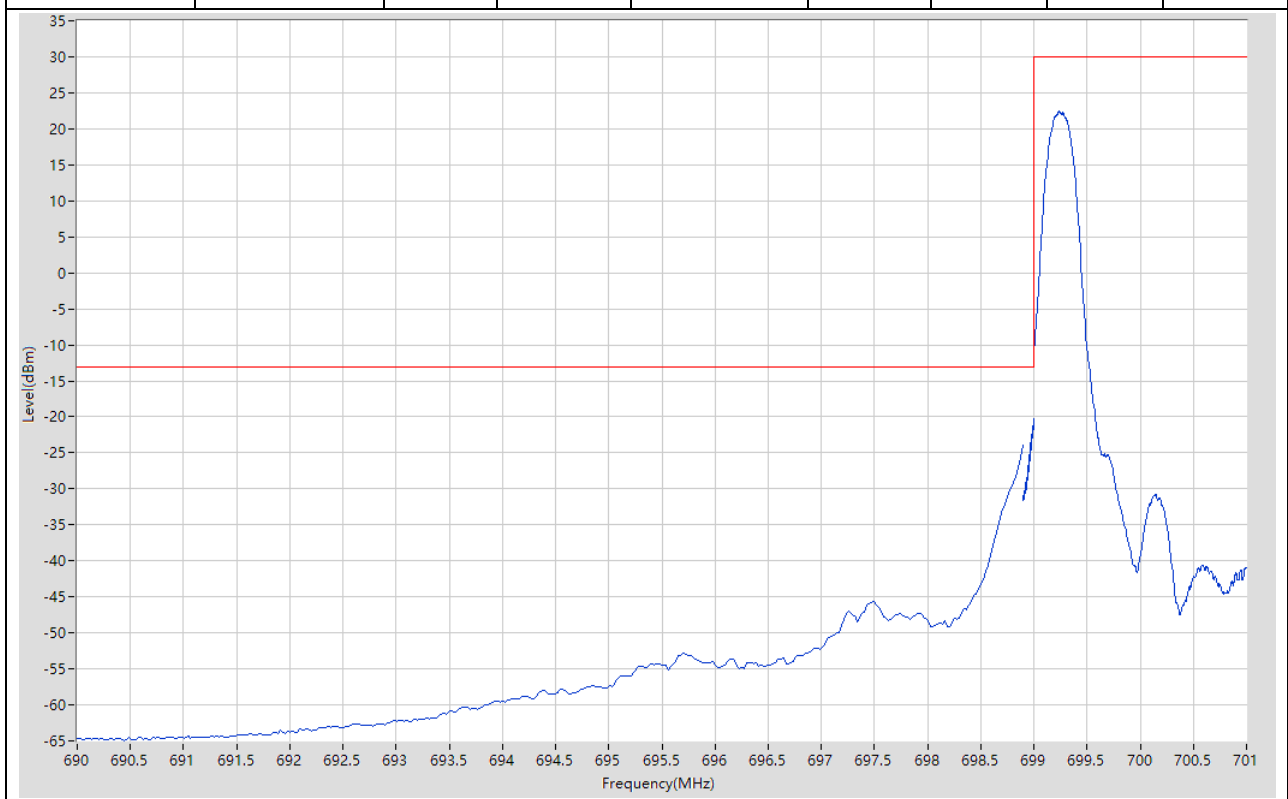
Start Frequency (MHz)	Stop Frequency (MHz)	RBW (MHz)	Detector	Frequency (MHz)	Power (dBm)	Limit (dBm)	Verdict	Sweep Point
2550	2570	0.1	RMS	2553.3	0.22	30	Pass	401
2570	2571	0.51	RMS	2570	-30.92	-10	Pass	401
2571	2575	1	RMS	2571	-29.95	-10	Pass	5
2575	2590	1	RMS	2575	-31.73	-13	Pass	401
2590	2595	1	RMS	2590.013	-44.44	-25	Pass	401



12. LTE_Band12

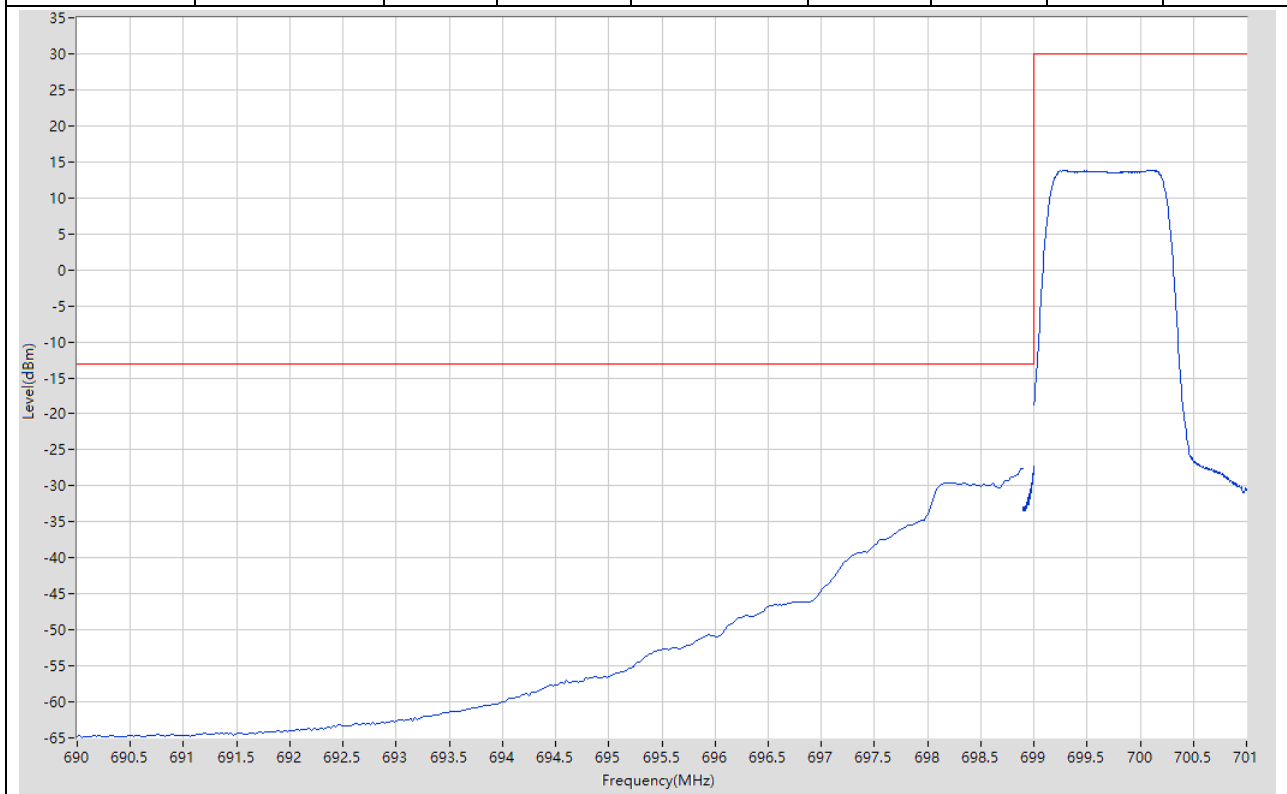
12.1. LTE Band Edge_Part22-24-27(NTNV)(Subtest:1, Channel:23017, Bandwidth:1.4, Modulation:QPSK, RB Number: 1, RB Position:LOW)

Start Frequency (MHz)	Stop Frequency (MHz)	RBW (MHz)	Detector	Frequency (MHz)	Power (dBm)	Limit (dBm)	Verdict	Sweep Point
690	698.9	0.1	RMS	698.9	-24.01	-13	Pass	401
698.9	699	0.03	RMS	699	-20.3	-13	Pass	401
699	701	0.1	RMS	699.235	22.41	30	Pass	401



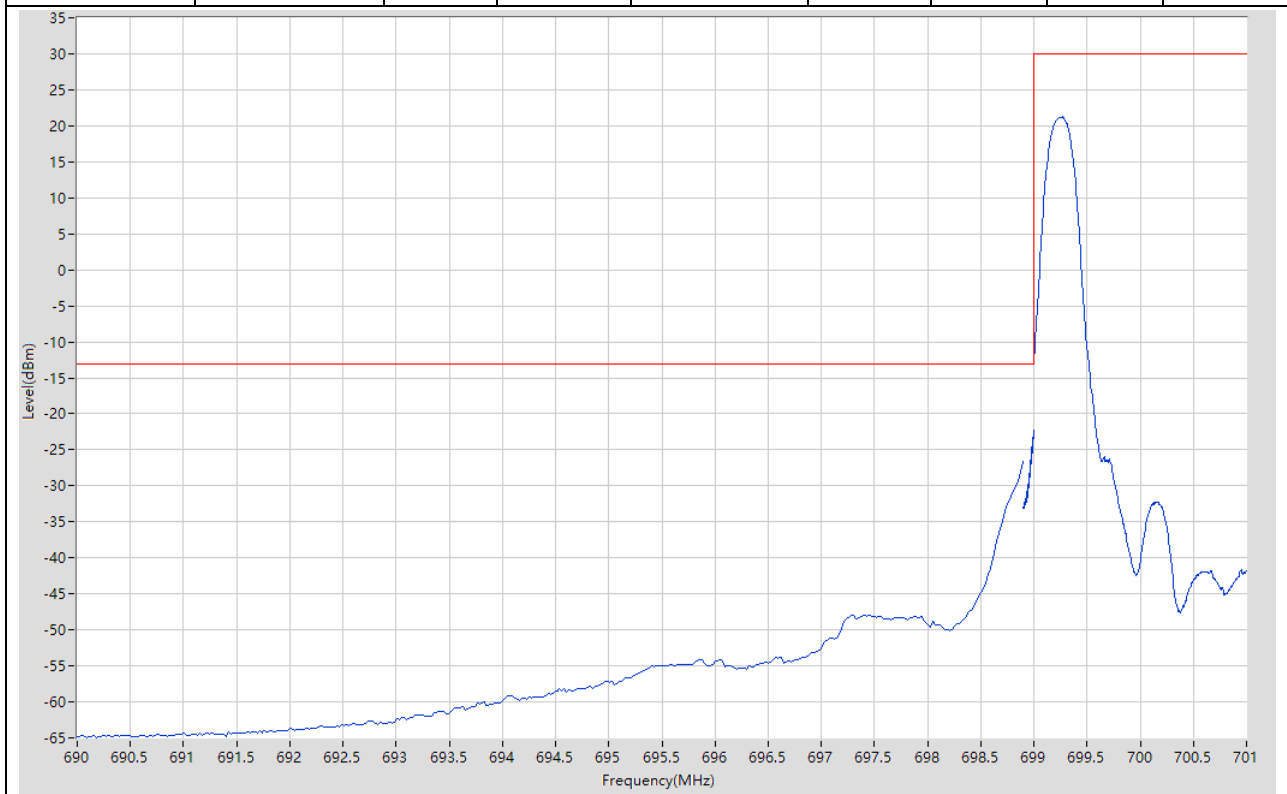
12.2. LTE Band Edge_Part22-24-27(NTNV)(Subtest:2, Channel:23017, Bandwidth:1.4, Modulation:QPSK, RB Number: 6, RB Position:LOW)

Start Frequency (MHz)	Stop Frequency (MHz)	RBW (MHz)	Detector	Frequency (MHz)	Power (dBm)	Limit (dBm)	Verdict	Sweep Point
690	698.9	0.1	RMS	698.9	-27.57	-13	Pass	401
698.9	699	0.03	RMS	699	-27.35	-13	Pass	401
699	701	0.1	RMS	699.285	13.85	30	Pass	401



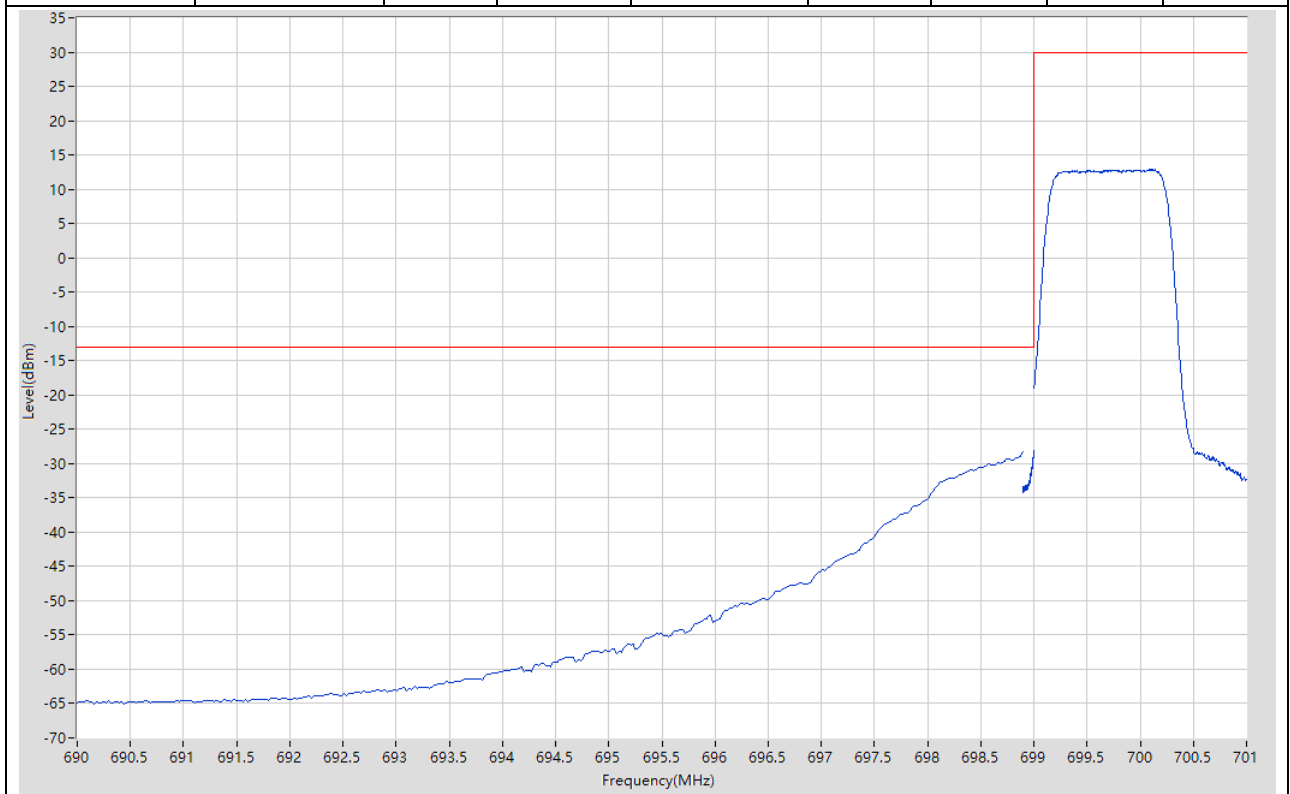
12.3. LTE Band Edge_Part22-24-27(NTNV)(Subtest:3, Channel:23017, Bandwidth:1.4, Modulation:Q16, RB Number: 1, RB Position:LOW)

Start Frequency (MHz)	Stop Frequency (MHz)	RBW (MHz)	Detector	Frequency (MHz)	Power (dBm)	Limit (dBm)	Verdict	Sweep Point
690	698.9	0.1	RMS	698.9	-26.58	-13	Pass	401
698.9	699	0.03	RMS	698.999	-22.23	-13	Pass	401
699	701	0.1	RMS	699.275	21.28	30	Pass	401



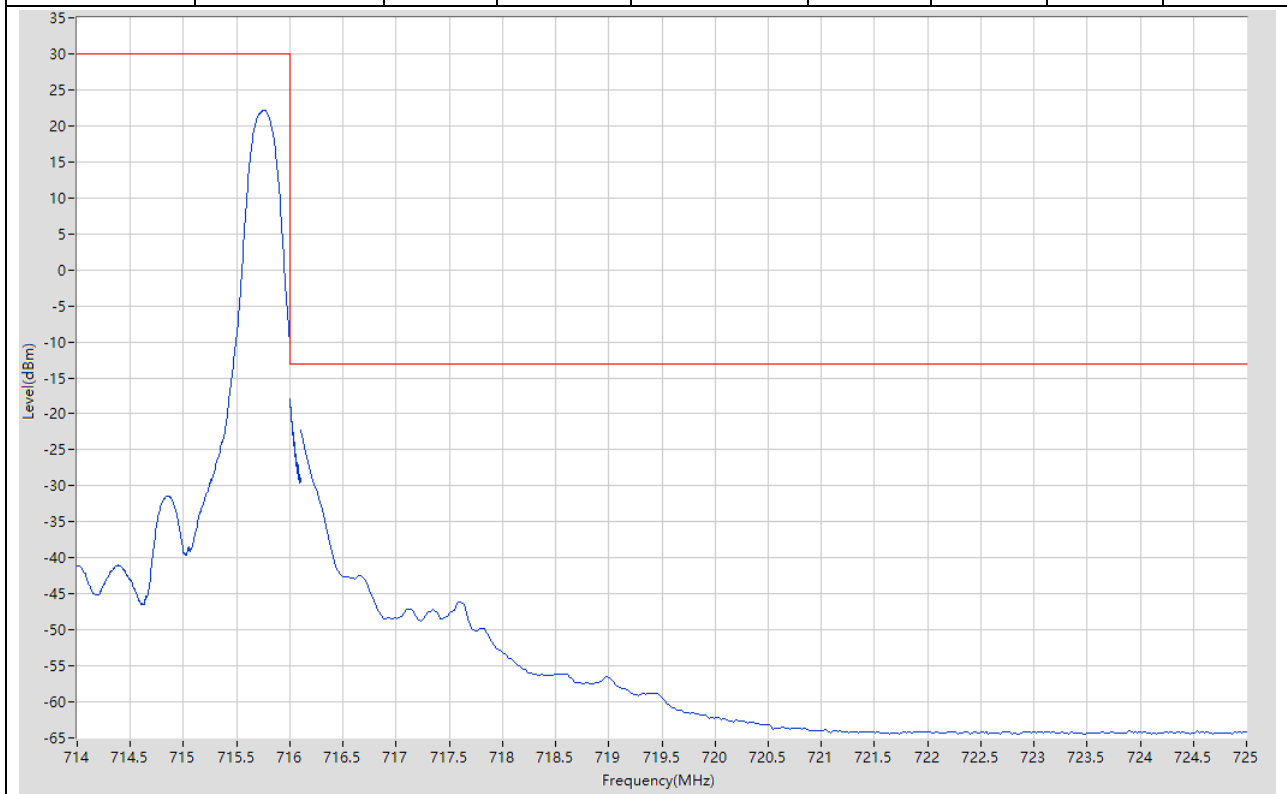
12.4. LTE Band Edge_Part22-24-27(NTNV)(Subtest:4, Channel:23017, Bandwidth:1.4, Modulation:Q16, RB Number: 6, RB Position:LOW)

Start Frequency (MHz)	Stop Frequency (MHz)	RBW (MHz)	Detector	Frequency (MHz)	Power (dBm)	Limit (dBm)	Verdict	Sweep Point
690	698.9	0.1	RMS	698.9	-28.23	-13	Pass	401
698.9	699	0.03	RMS	699	-28.1	-13	Pass	401
699	701	0.1	RMS	700.12	12.96	30	Pass	401



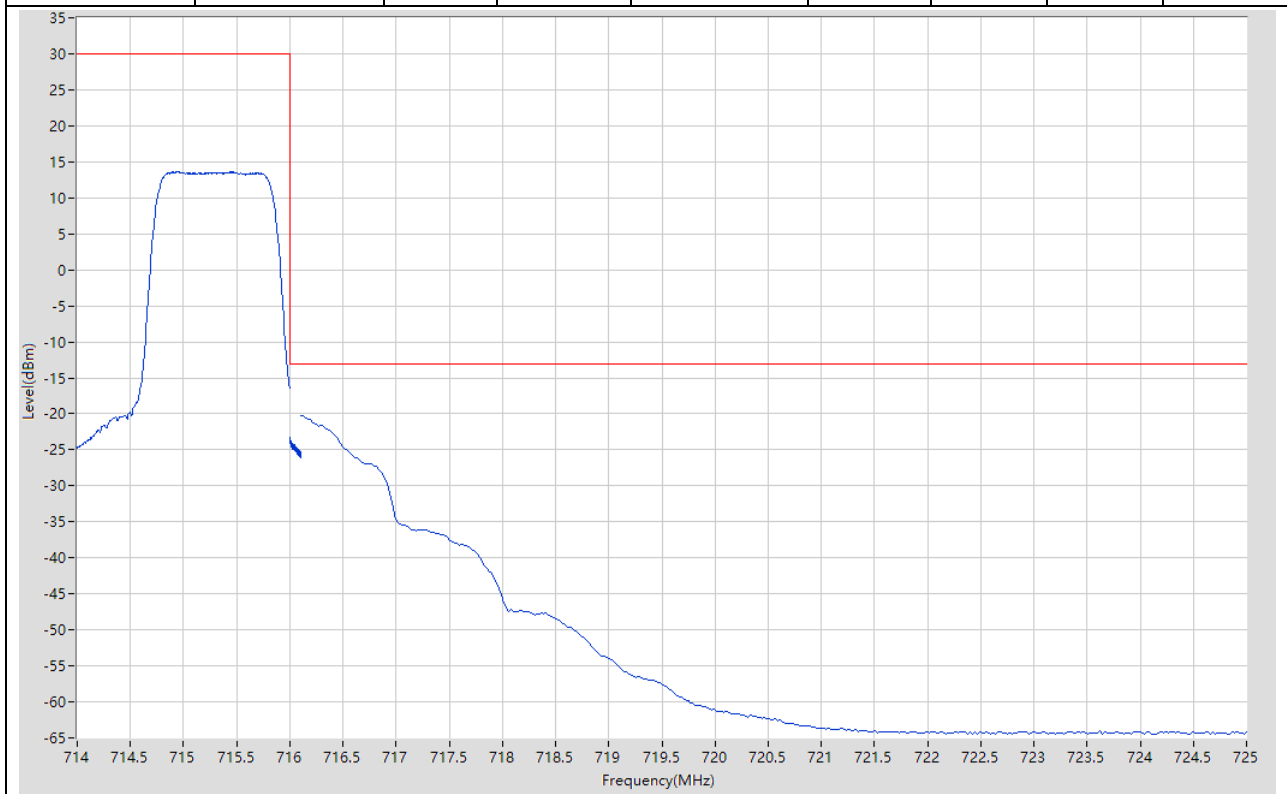
12.5. LTE Band Edge_Part22-24-27(NTNV)(Subtest:5, Channel:23173, Bandwidth:1.4, Modulation:QPSK, RB Number: 1, RB Position:HIGH)

Start Frequency (MHz)	Stop Frequency (MHz)	RBW (MHz)	Detector	Frequency (MHz)	Power (dBm)	Limit (dBm)	Verdict	Sweep Point
714	716	0.1	RMS	715.75	22.2	30	Pass	401
716	716.1	0.03	RMS	716.001	-18	-13	Pass	401
716.1	725	0.1	RMS	716.1	-22.23	-13	Pass	401



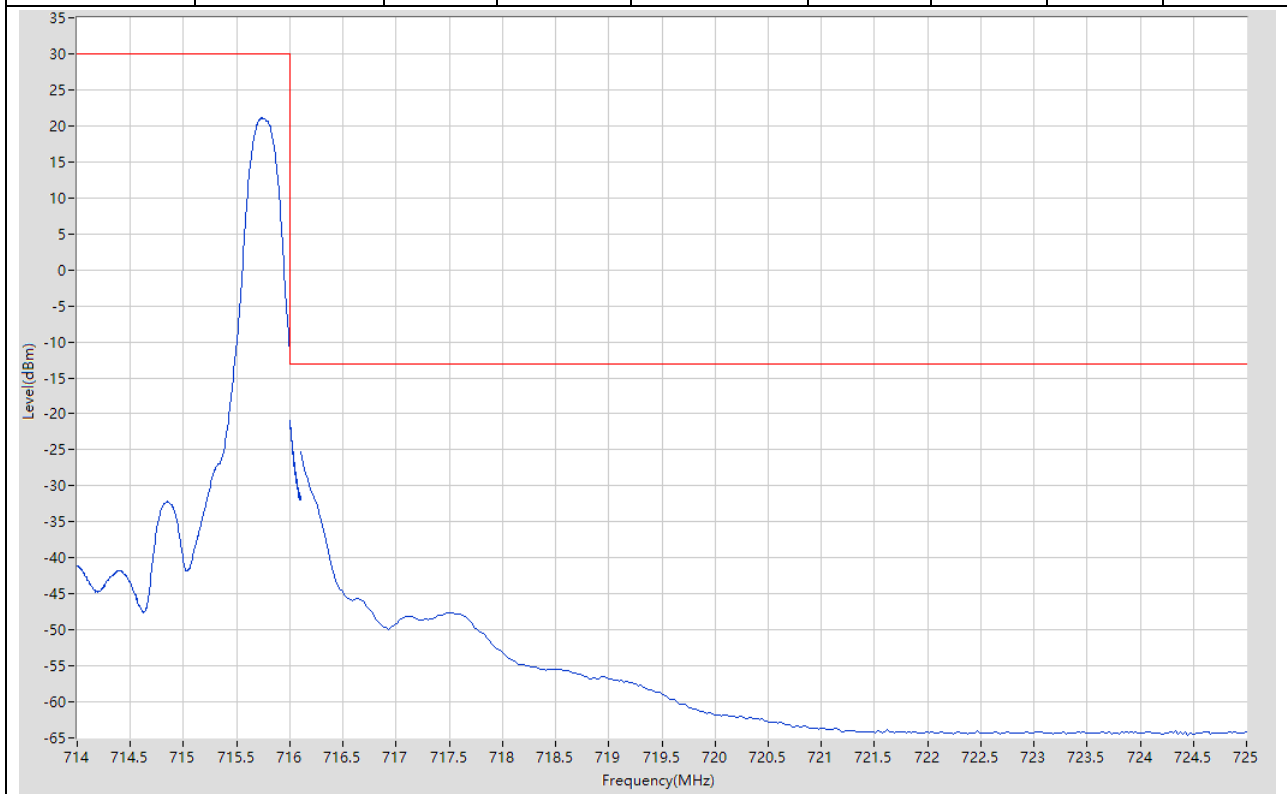
12.6. LTE Band Edge_Part22-24-27(NTNV)(Subtest:6, Channel:23173, Bandwidth:1.4, Modulation:QPSK, RB Number: 6, RB Position:HIGH)

Start Frequency (MHz)	Stop Frequency (MHz)	RBW (MHz)	Detector	Frequency (MHz)	Power (dBm)	Limit (dBm)	Verdict	Sweep Point
714	716	0.1	RMS	715.435	13.61	30	Pass	401
716	716.1	0.03	RMS	716	-23.24	-13	Pass	401
716.1	725	0.1	RMS	716.1	-20.28	-13	Pass	401



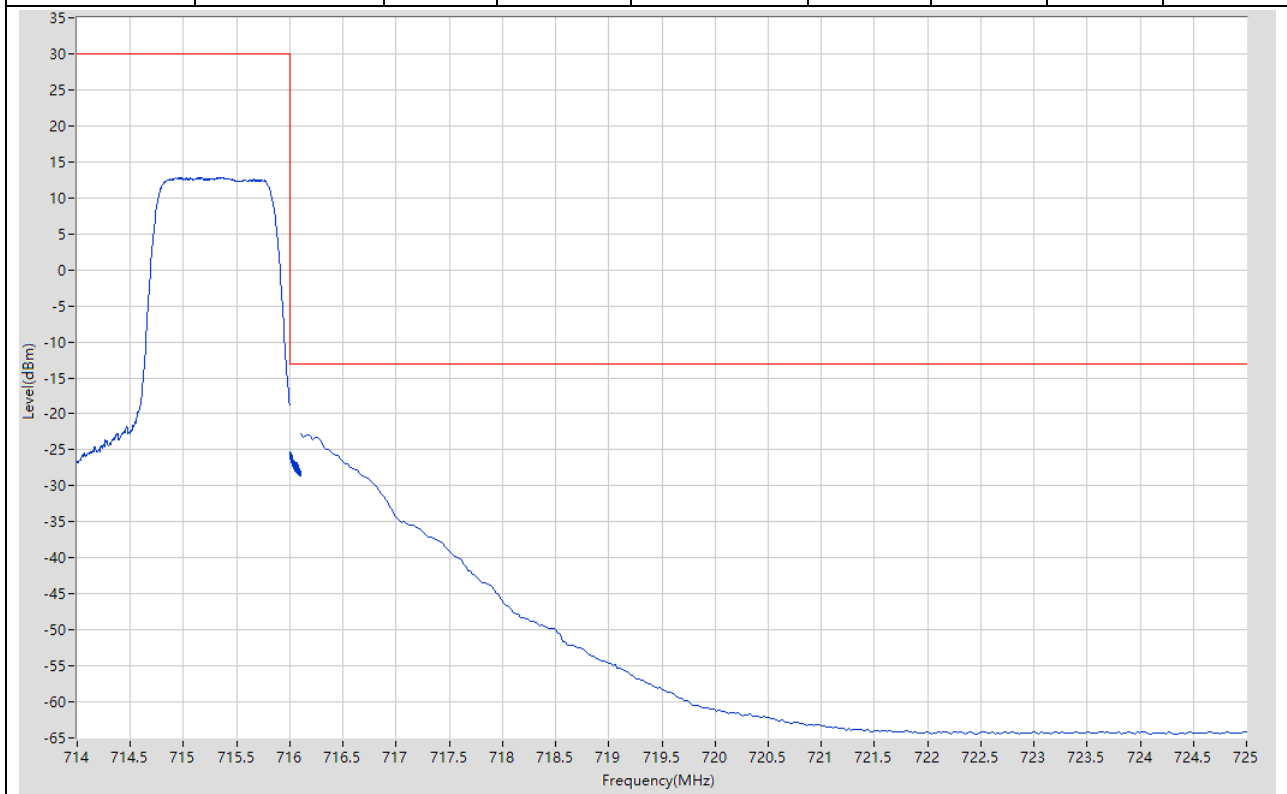
12.7. LTE Band Edge_Part22-24-27(NTNV)(Subtest:7, Channel:23173, Bandwidth:1.4, Modulation:Q16, RB Number: 1, RB Position:HIGH)

Start Frequency (MHz)	Stop Frequency (MHz)	RBW (MHz)	Detector	Frequency (MHz)	Power (dBm)	Limit (dBm)	Verdict	Sweep Point
714	716	0.1	RMS	715.74	21.18	30	Pass	401
716	716.1	0.03	RMS	716.001	-20.95	-13	Pass	401
716.1	725	0.1	RMS	716.1	-25.32	-13	Pass	401



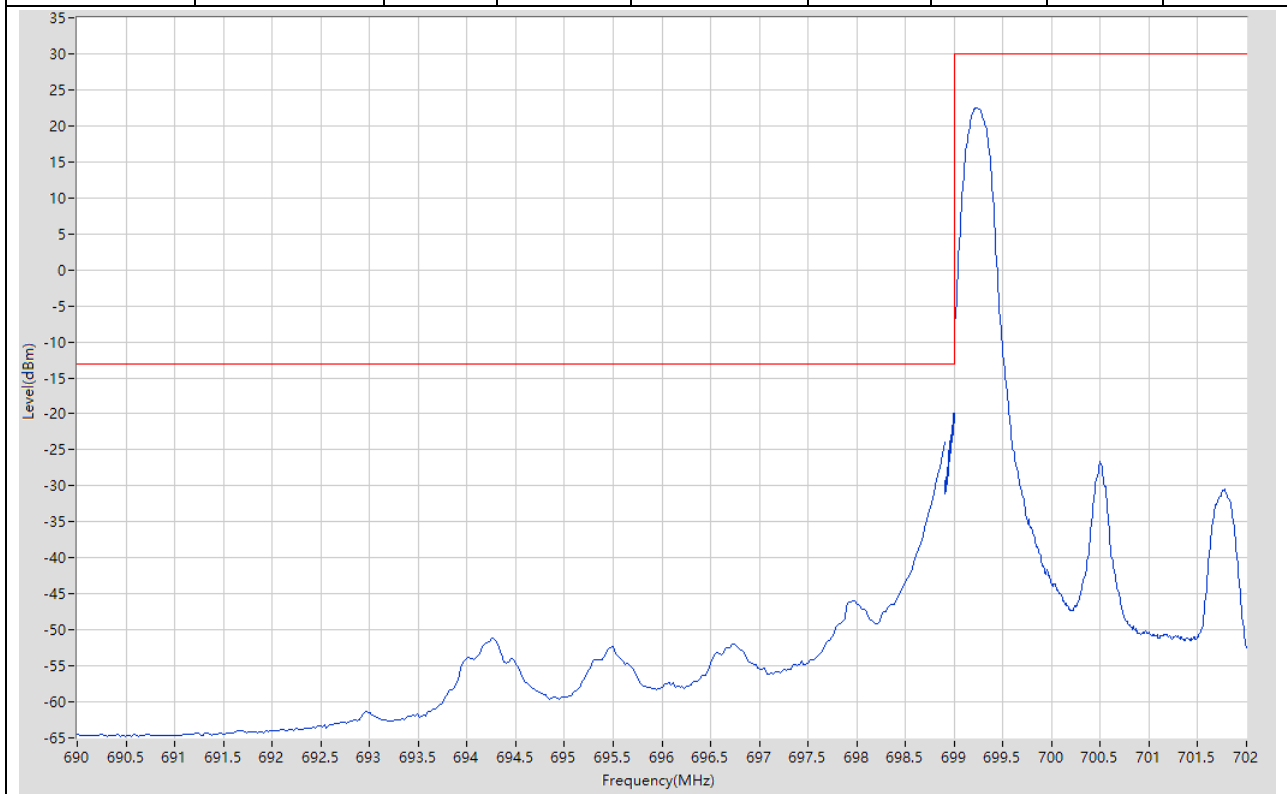
12.8. LTE Band Edge_Part22-24-27(NTNV)(Subtest:8, Channel:23173, Bandwidth:1.4, Modulation:Q16, RB Number: 6, RB Position:HIGH)

Start Frequency (MHz)	Stop Frequency (MHz)	RBW (MHz)	Detector	Frequency (MHz)	Power (dBm)	Limit (dBm)	Verdict	Sweep Point
714	716	0.1	RMS	715.175	12.88	30	Pass	401
716	716.1	0.03	RMS	716.003	-25.33	-13	Pass	401
716.1	725	0.1	RMS	716.1	-22.68	-13	Pass	401



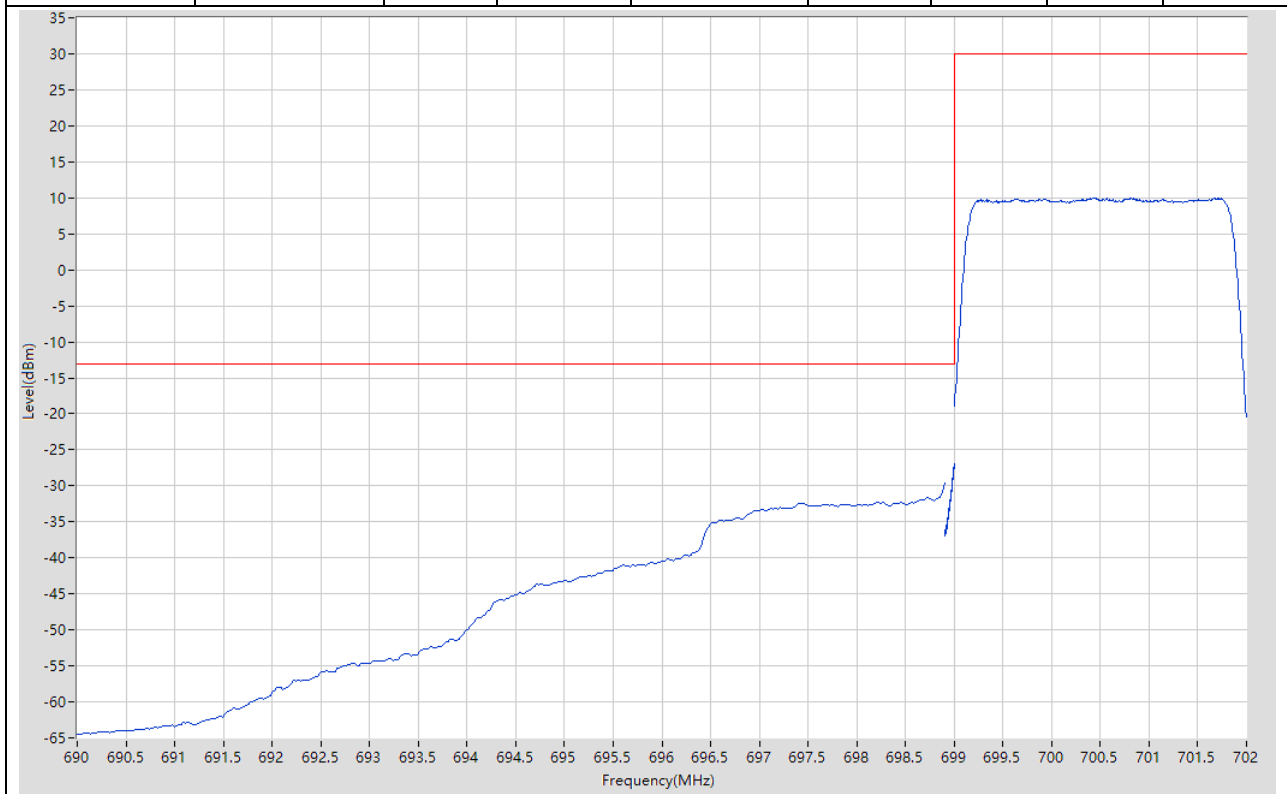
12.9. LTE Band Edge_Part22-24-27(NTNV)(Subtest:9, Channel:23025, Bandwidth:3, Modulation:QPSK, RB Number: 1, RB Position:LOW)

Start Frequency (MHz)	Stop Frequency (MHz)	RBW (MHz)	Detector	Frequency (MHz)	Power (dBm)	Limit (dBm)	Verdict	Sweep Point
690	698.9	0.1	RMS	698.9	-23.86	-13	Pass	401
698.9	699	0.03	RMS	698.993	-19.86	-13	Pass	401
699	702	0.1	RMS	699.218	22.49	30	Pass	401



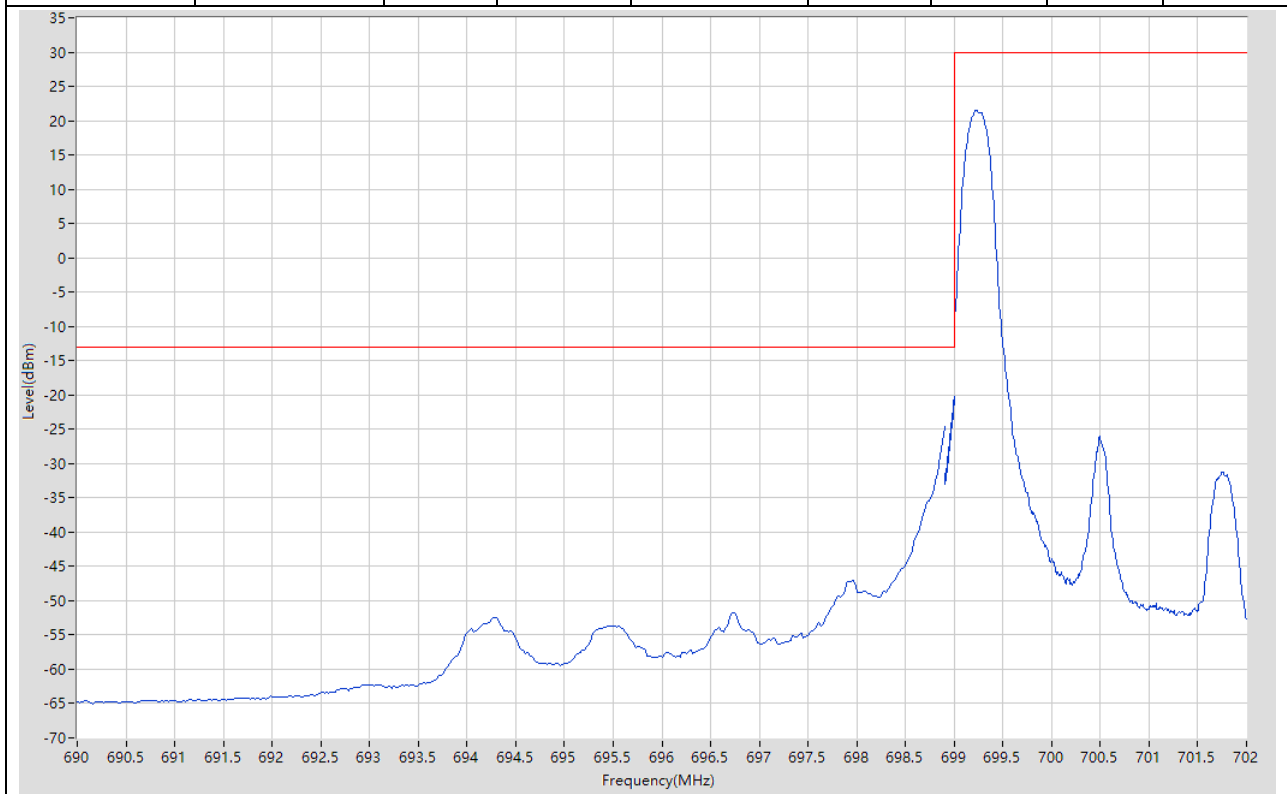
12.10. LTE Band Edge_Part22-24-27(NTNV)(Subtest:10, Channel:23025, Bandwidth:3, Modulation:QPSK, RB Number: 15, RB Position:LOW)

Start Frequency (MHz)	Stop Frequency (MHz)	RBW (MHz)	Detector	Frequency (MHz)	Power (dBm)	Limit (dBm)	Verdict	Sweep Point
690	698.9	0.1	RMS	698.9	-29.68	-13	Pass	401
698.9	699	0.03	RMS	698.999	-26.99	-13	Pass	401
699	702	0.1	RMS	700.433	9.99	30	Pass	401



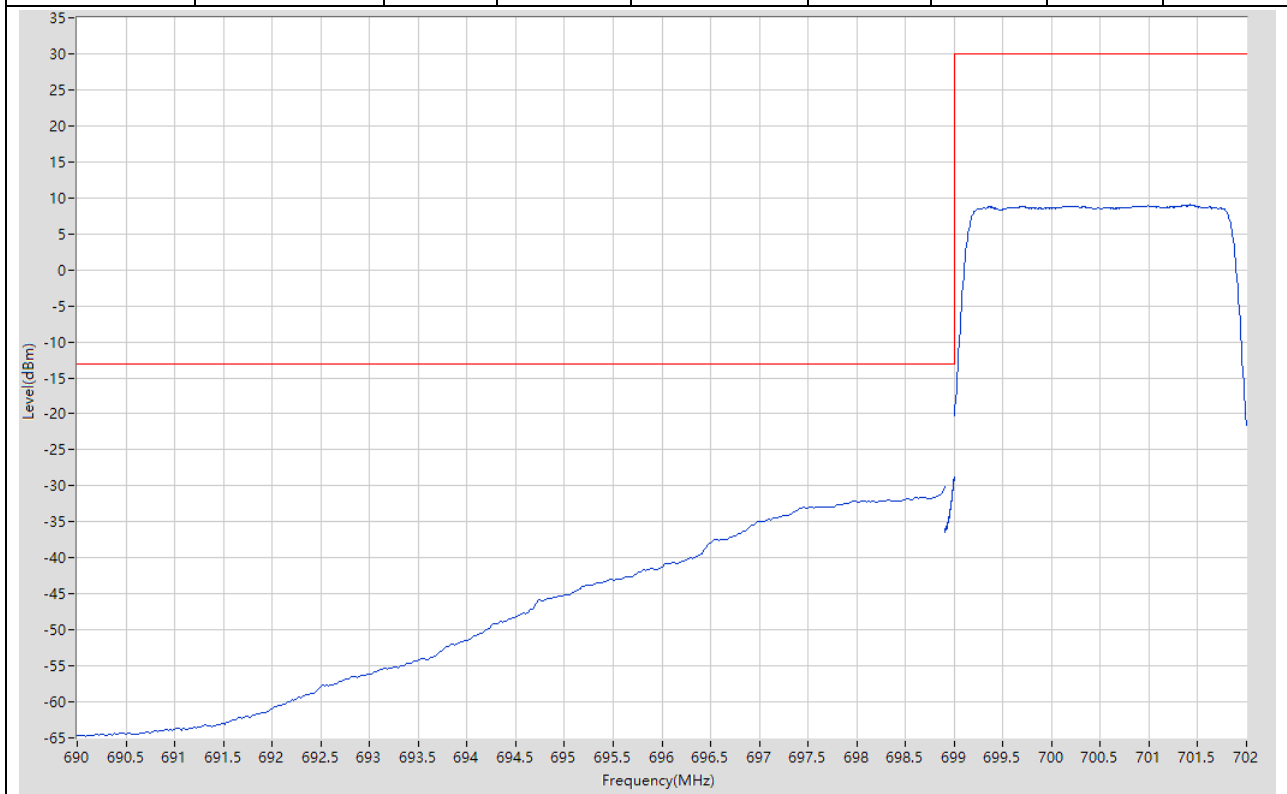
12.11. LTE Band Edge_Part22-24-27(NTNV)(Subtest:11, Channel:23025, Bandwidth:3, Modulation:Q16, RB Number: 1, RB Position:LOW)

Start Frequency (MHz)	Stop Frequency (MHz)	RBW (MHz)	Detector	Frequency (MHz)	Power (dBm)	Limit (dBm)	Verdict	Sweep Point
690	698.9	0.1	RMS	698.9	-24.6	-13	Pass	401
698.9	699	0.03	RMS	699	-20.17	-13	Pass	401
699	702	0.1	RMS	699.24	21.56	30	Pass	401



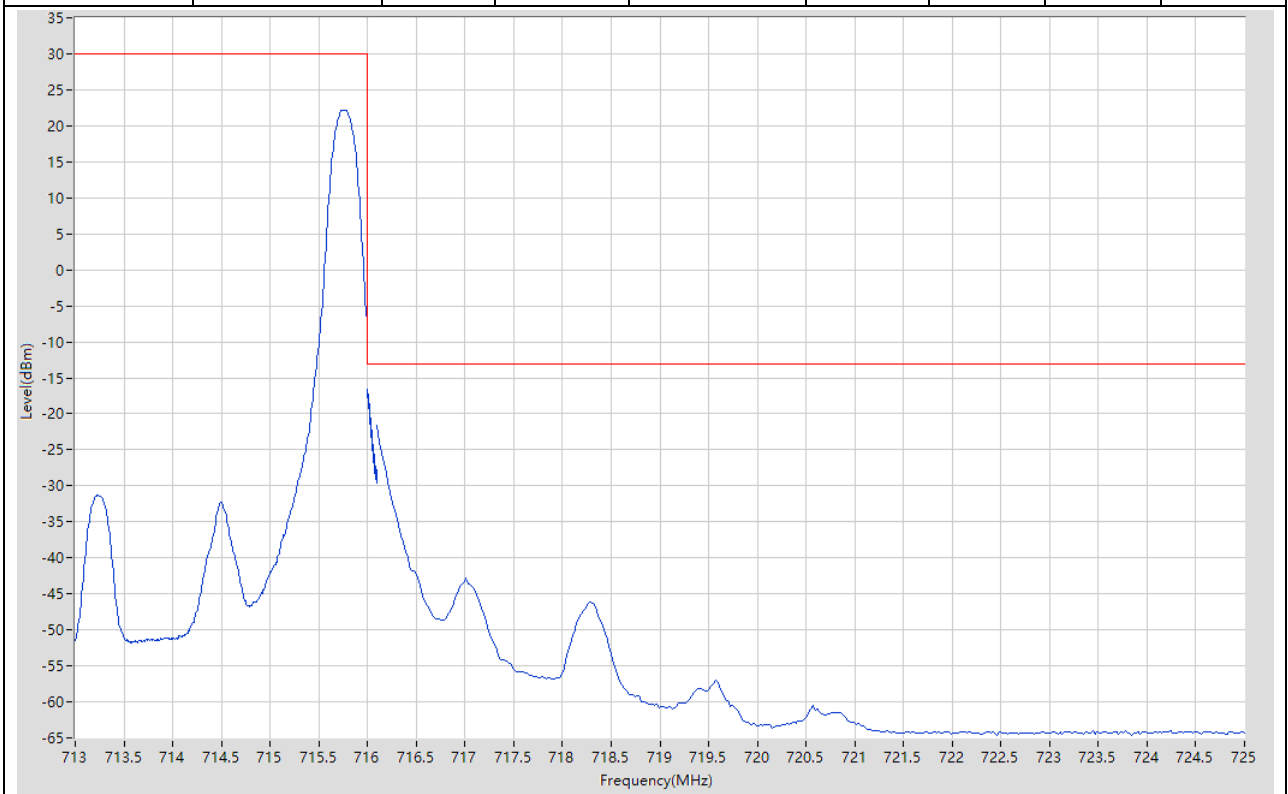
12.12. LTE Band Edge_Part22-24-27(NTNV)(Subtest:12, Channel:23025, Bandwidth:3, Modulation:Q16, RB Number: 15, RB Position:LOW)

Start Frequency (MHz)	Stop Frequency (MHz)	RBW (MHz)	Detector	Frequency (MHz)	Power (dBm)	Limit (dBm)	Verdict	Sweep Point
690	698.9	0.1	RMS	698.9	-30.17	-13	Pass	401
698.9	699	0.03	RMS	698.999	-28.75	-13	Pass	401
699	702	0.1	RMS	701.423	9.05	30	Pass	401



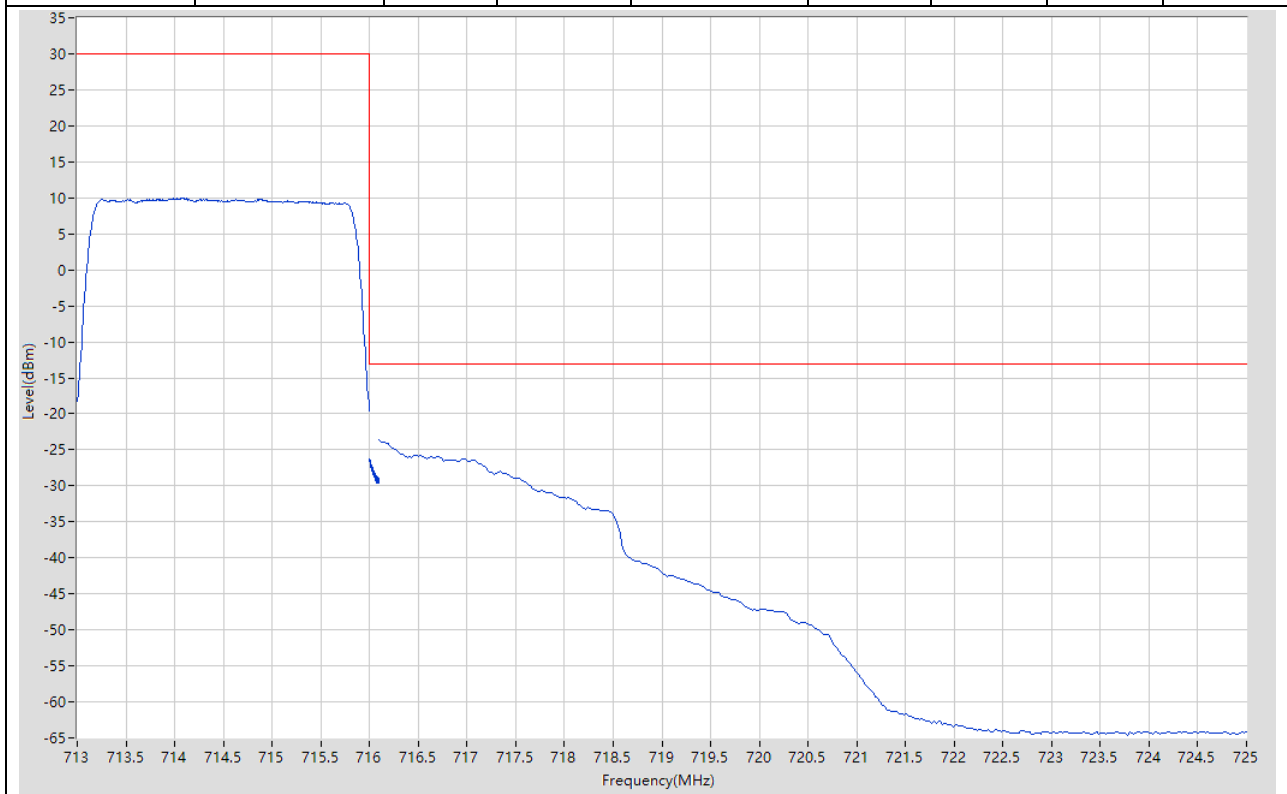
12.13. LTE Band Edge_Part22-24-27(NTNV)(Subtest:13, Channel:23165, Bandwidth:3, Modulation:QPSK, RB Number: 1, RB Position:HIGH)

Start Frequency (MHz)	Stop Frequency (MHz)	RBW (MHz)	Detector	Frequency (MHz)	Power (dBm)	Limit (dBm)	Verdict	Sweep Point
713	716	0.1	RMS	715.775	22.17	30	Pass	401
716	716.1	0.03	RMS	716	-16.57	-13	Pass	401
716.1	725	0.1	RMS	716.1	-21.66	-13	Pass	401



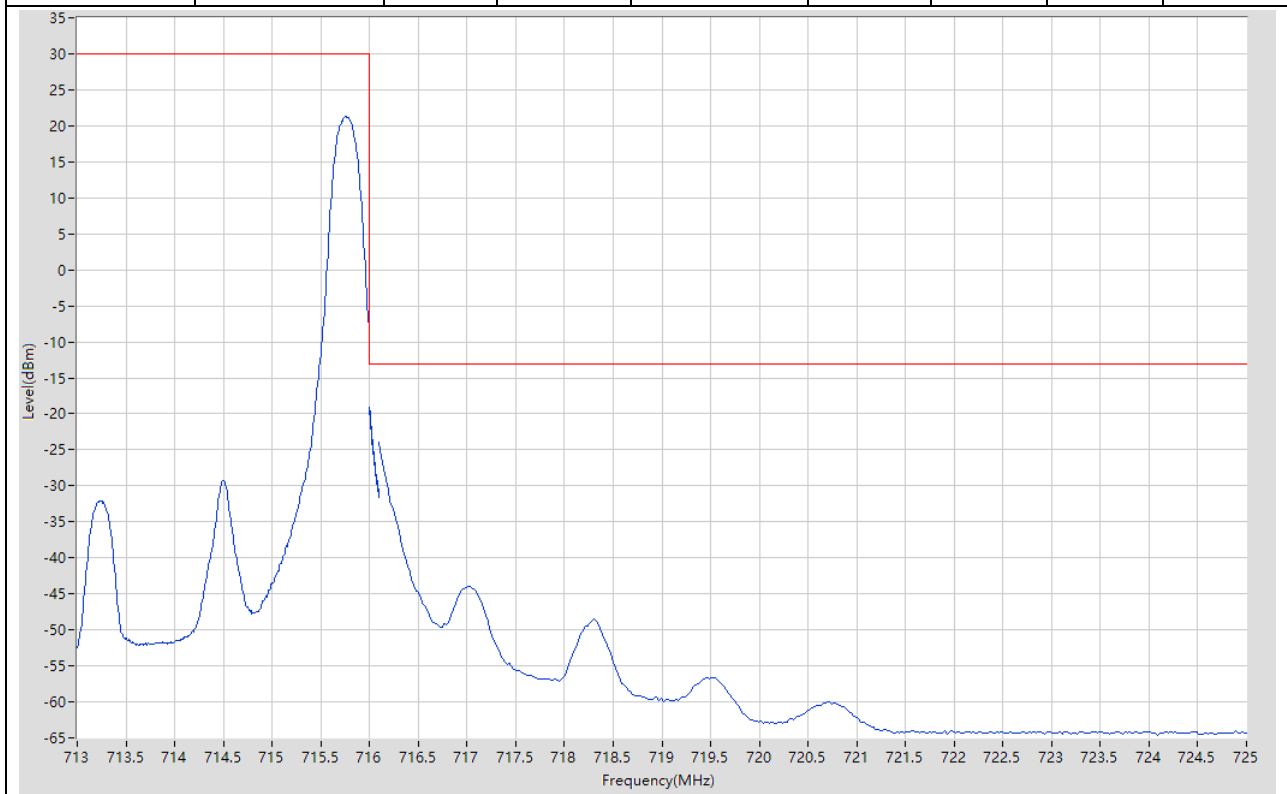
12.14. LTE Band Edge_Part22-24-27(NTNV)(Subtest:14, Channel:23165, Bandwidth:3, Modulation:QPSK, RB Number: 15, RB Position:HIGH)

Start Frequency (MHz)	Stop Frequency (MHz)	RBW (MHz)	Detector	Frequency (MHz)	Power (dBm)	Limit (dBm)	Verdict	Sweep Point
713	716	0.1	RMS	714.088	9.97	30	Pass	401
716	716.1	0.03	RMS	716	-26.2	-13	Pass	401
716.1	725	0.1	RMS	716.1	-23.58	-13	Pass	401



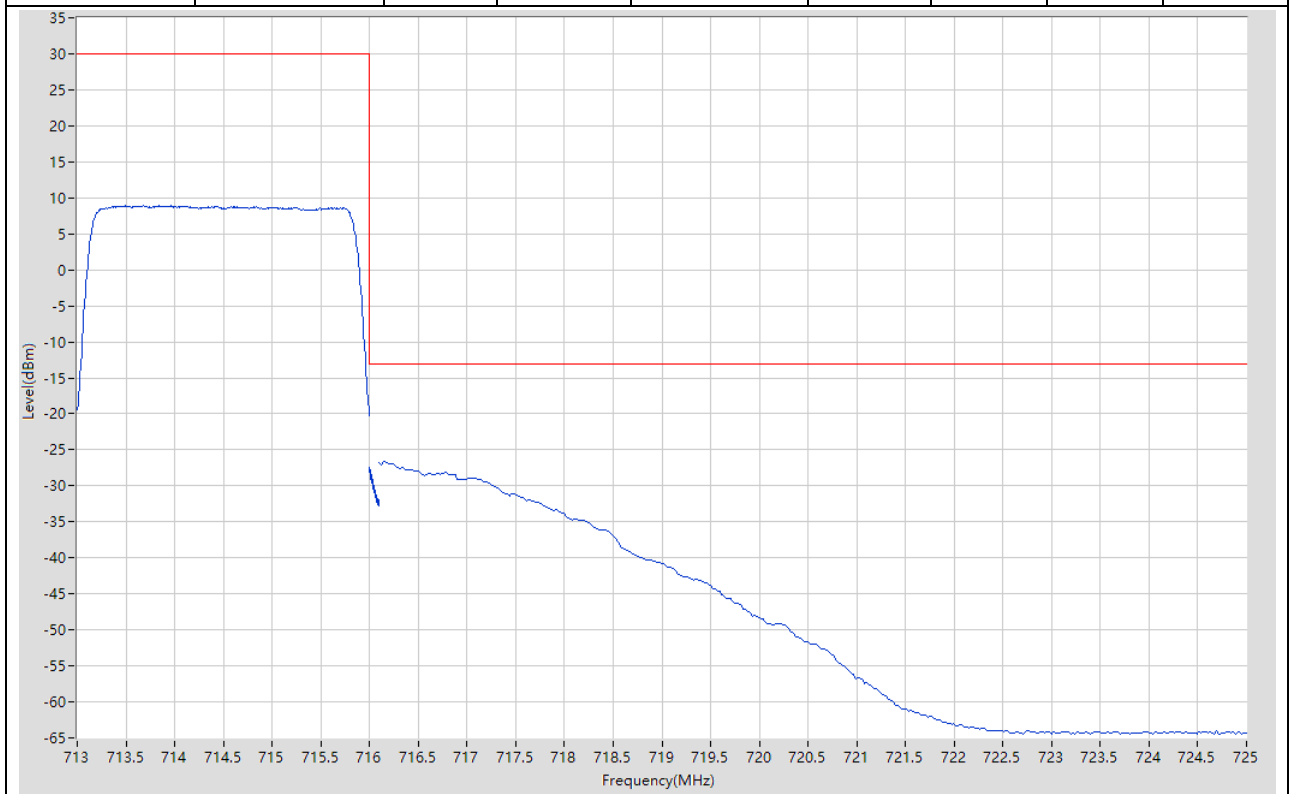
12.15. LTE Band Edge_Part22-24-27(NTNV)(Subtest:15, Channel:23165, Bandwidth:3, Modulation:Q16, RB Number: 1, RB Position:HIGH)

Start Frequency (MHz)	Stop Frequency (MHz)	RBW (MHz)	Detector	Frequency (MHz)	Power (dBm)	Limit (dBm)	Verdict	Sweep Point
713	716	0.1	RMS	715.76	21.3	30	Pass	401
716	716.1	0.03	RMS	716	-19.15	-13	Pass	401
716.1	725	0.1	RMS	716.1	-23.93	-13	Pass	401



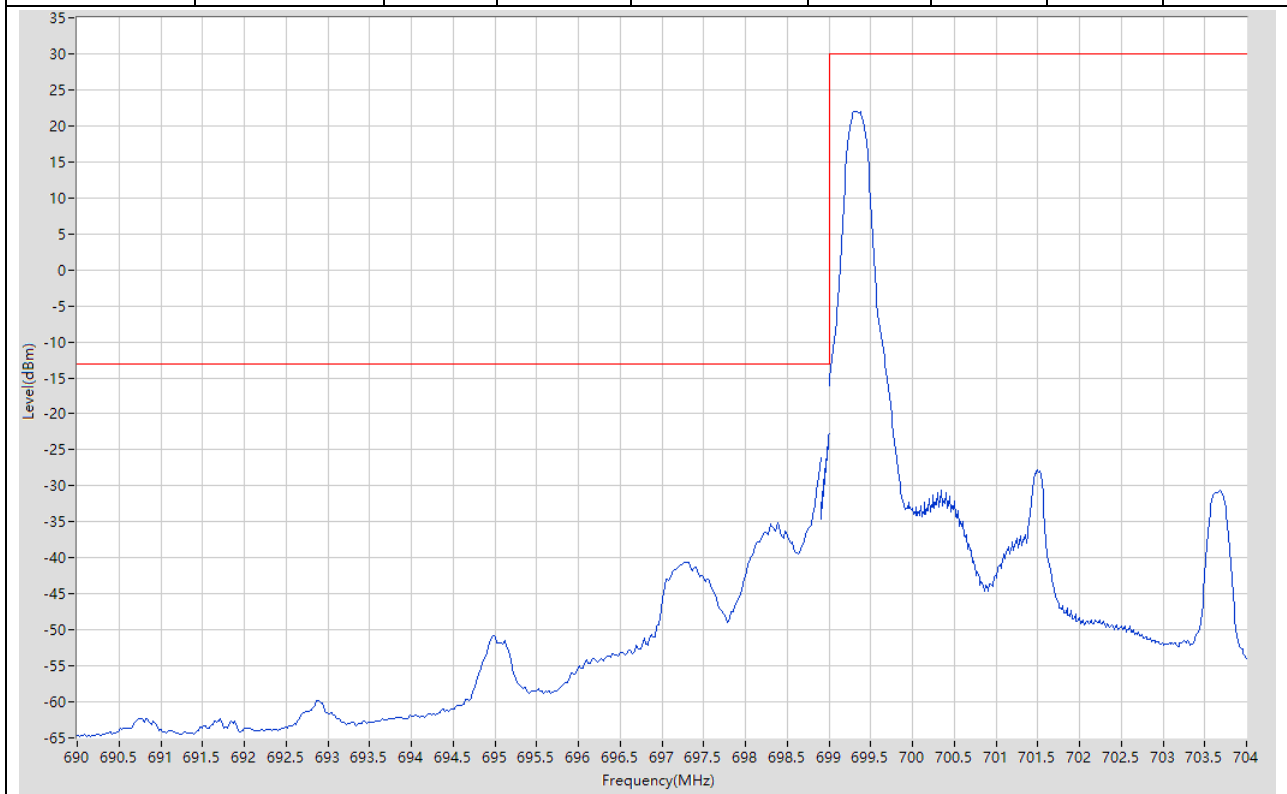
12.16. LTE Band Edge_Part22-24-27(NTNV)(Subtest:16, Channel:23165, Bandwidth:3, Modulation:Q16, RB Number: 15, RB Position:HIGH)

Start Frequency (MHz)	Stop Frequency (MHz)	RBW (MHz)	Detector	Frequency (MHz)	Power (dBm)	Limit (dBm)	Verdict	Sweep Point
713	716	0.1	RMS	713.84	8.93	30	Pass	401
716	716.1	0.03	RMS	716.001	-27.45	-13	Pass	401
716.1	725	0.1	RMS	716.145	-26.56	-13	Pass	401



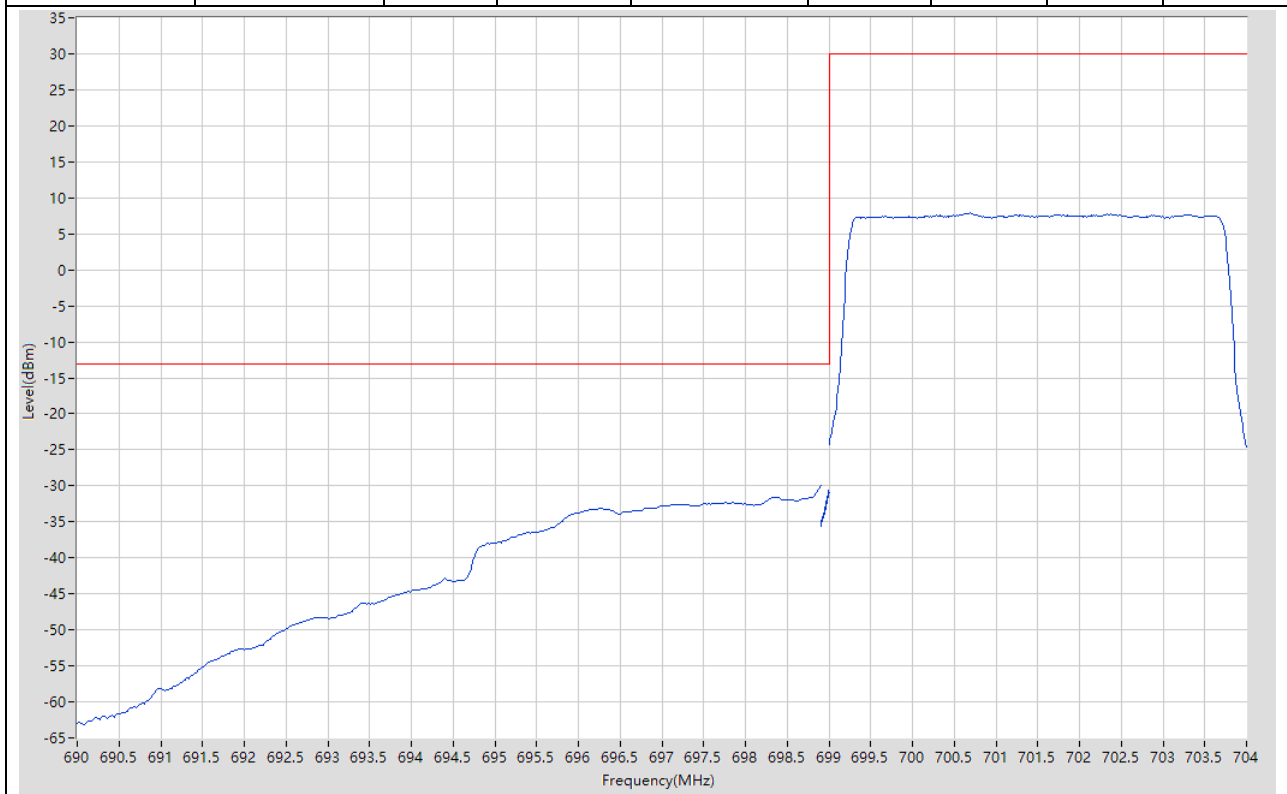
12.17. LTE Band Edge_Part22-24-27(NTNV)(Subtest:17, Channel:23035, Bandwidth:5, Modulation:QPSK, RB Number: 1, RB Position:LOW)

Start Frequency (MHz)	Stop Frequency (MHz)	RBW (MHz)	Detector	Frequency (MHz)	Power (dBm)	Limit (dBm)	Verdict	Sweep Point
690	698.9	0.1	RMS	698.9	-26.13	-13	Pass	401
698.9	699	0.03	RMS	699	-22.84	-13	Pass	401
699	704	0.1	RMS	699.313	22.05	30	Pass	401



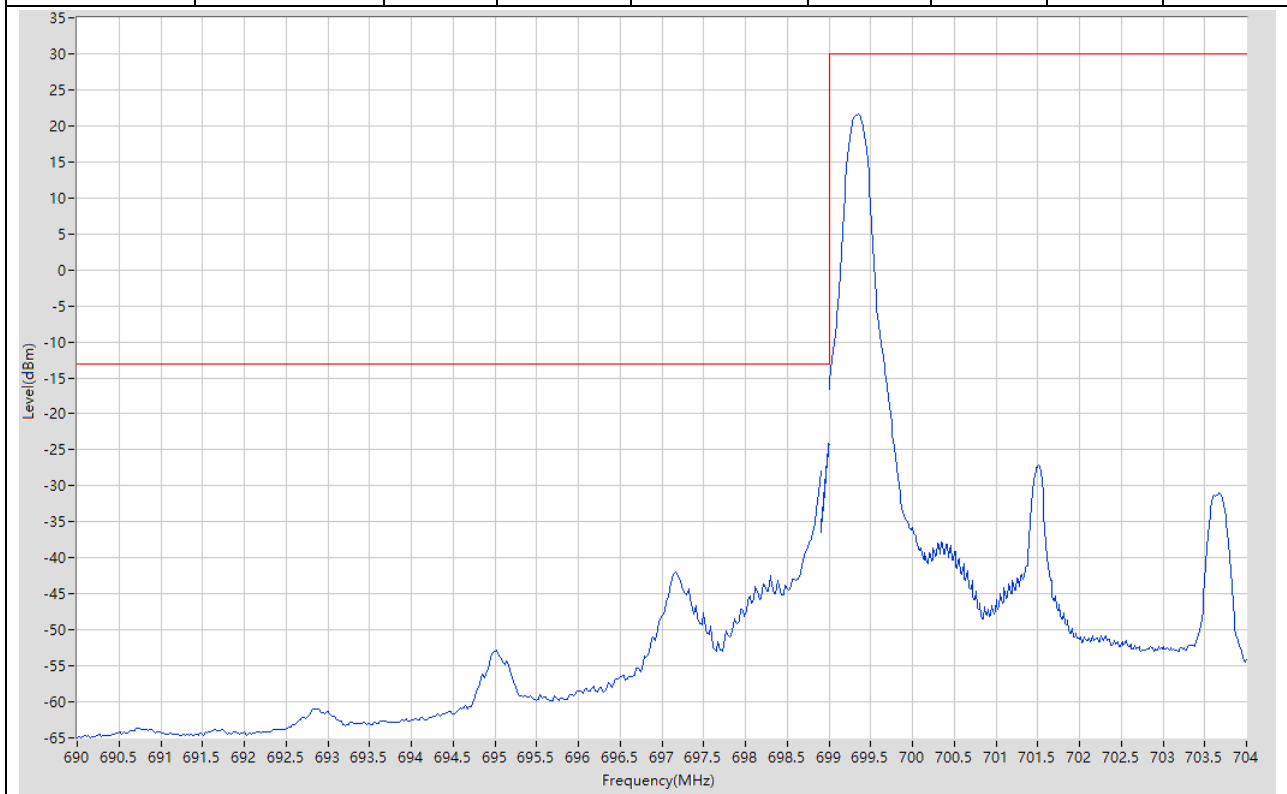
12.18. LTE Band Edge_Part22-24-27(NTNV)(Subtest:18, Channel:23035, Bandwidth:5, Modulation:QPSK, RB Number: 25, RB Position:LOW)

Start Frequency (MHz)	Stop Frequency (MHz)	RBW (MHz)	Detector	Frequency (MHz)	Power (dBm)	Limit (dBm)	Verdict	Sweep Point
690	698.9	0.1	RMS	698.9	-29.86	-13	Pass	401
698.9	699	0.03	RMS	698.999	-30.53	-13	Pass	401
699	704	0.1	RMS	700.688	7.87	30	Pass	401



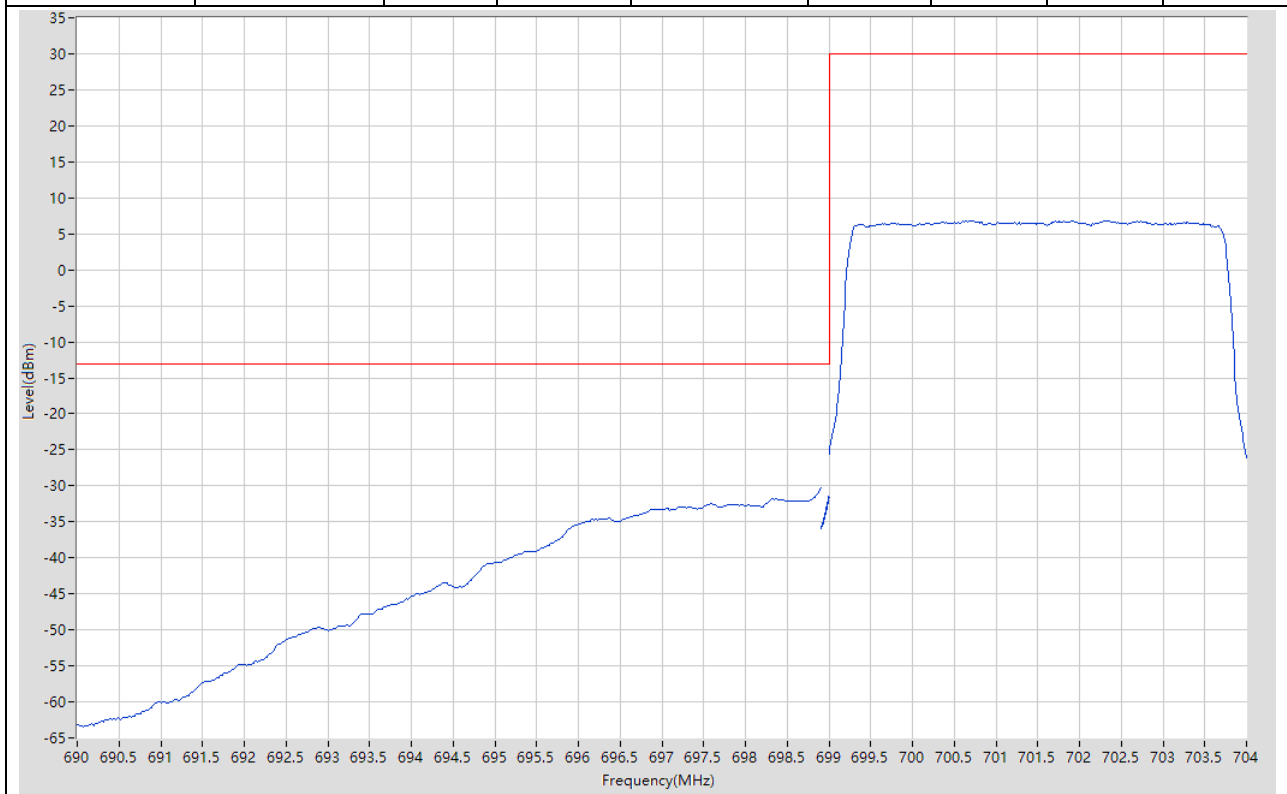
12.19. LTE Band Edge_Part22-24-27(NTNV)(Subtest:19, Channel:23035, Bandwidth:5, Modulation:Q16, RB Number: 1, RB Position:LOW)

Start Frequency (MHz)	Stop Frequency (MHz)	RBW (MHz)	Detector	Frequency (MHz)	Power (dBm)	Limit (dBm)	Verdict	Sweep Point
690	698.9	0.1	RMS	698.9	-27.92	-13	Pass	401
698.9	699	0.03	RMS	698.999	-24.03	-13	Pass	401
699	704	0.1	RMS	699.35	21.58	30	Pass	401



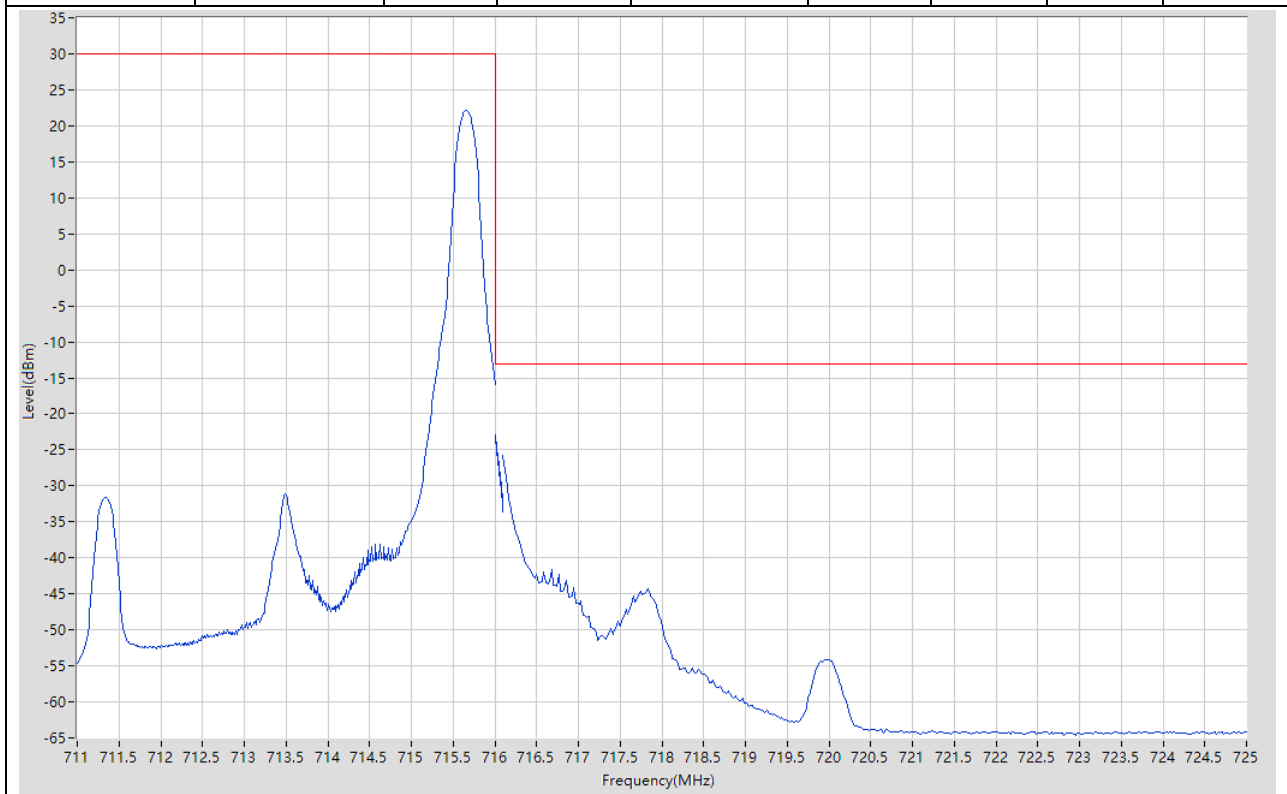
12.20. LTE Band Edge_Part22-24-27(NTNV)(Subtest:20, Channel:23035, Bandwidth:5, Modulation:Q16, RB Number: 25, RB Position:LOW)

Start Frequency (MHz)	Stop Frequency (MHz)	RBW (MHz)	Detector	Frequency (MHz)	Power (dBm)	Limit (dBm)	Verdict	Sweep Point
690	698.9	0.1	RMS	698.9	-30.25	-13	Pass	401
698.9	699	0.03	RMS	699	-31.45	-13	Pass	401
699	704	0.1	RMS	700.688	6.86	30	Pass	401



12.21. LTE Band Edge_Part22-24-27(NTNV)(Subtest:21, Channel:23155, Bandwidth:5, Modulation:QPSK, RB Number: 1, RB Position:HIGH)

Start Frequency (MHz)	Stop Frequency (MHz)	RBW (MHz)	Detector	Frequency (MHz)	Power (dBm)	Limit (dBm)	Verdict	Sweep Point
711	716	0.1	RMS	715.663	22.17	30	Pass	401
716	716.1	0.03	RMS	716.002	-22.87	-13	Pass	401
716.1	725	0.1	RMS	716.1	-25.74	-13	Pass	401



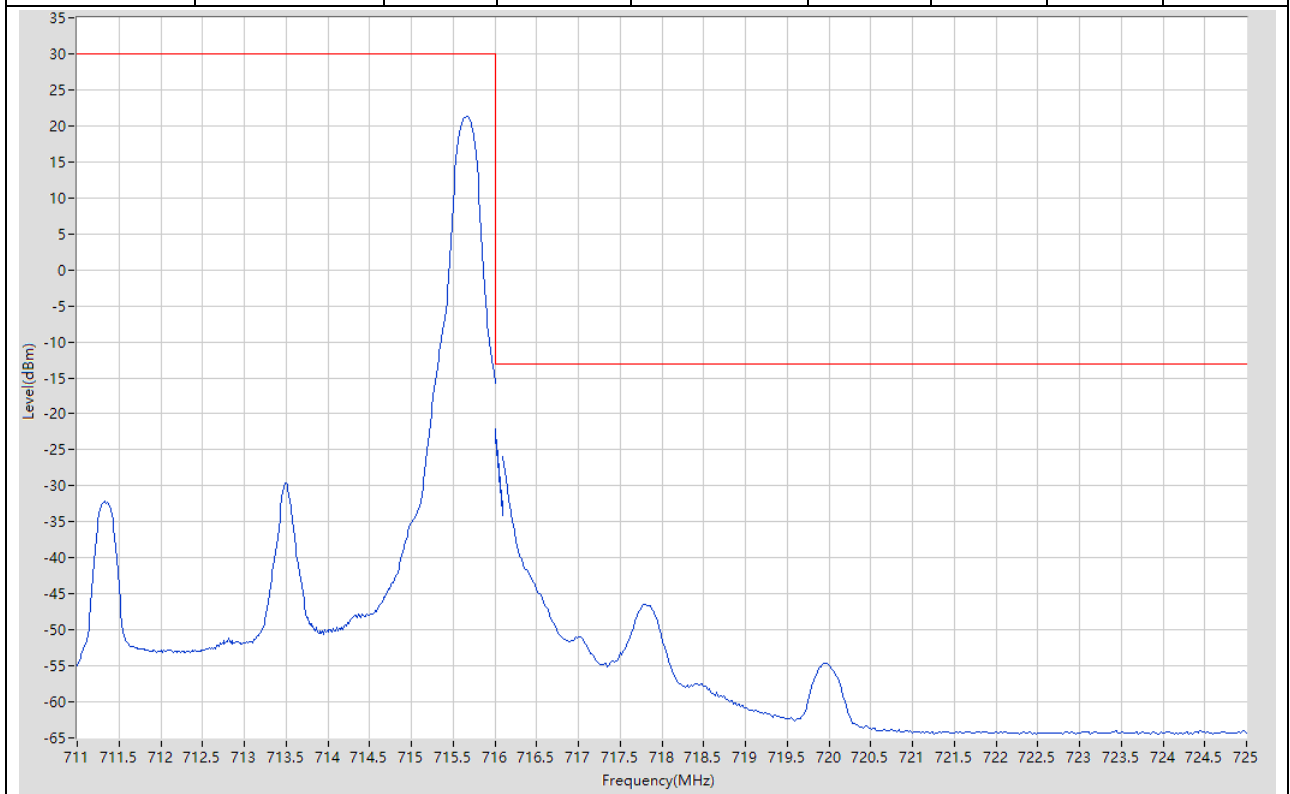
12.22. LTE Band Edge_Part22-24-27(NTNV)(Subtest:22, Channel:23155, Bandwidth:5, Modulation:QPSK, RB Number: 25, RB Position:HIGH)

Start Frequency (MHz)	Stop Frequency (MHz)	RBW (MHz)	Detector	Frequency (MHz)	Power (dBm)	Limit (dBm)	Verdict	Sweep Point
711	716	0.1	RMS	712.875	7.74	30	Pass	401
716	716.1	0.03	RMS	716.004	-29.09	-13	Pass	401
716.1	725	0.1	RMS	716.1	-26.28	-13	Pass	401



12.23. LTE Band Edge_Part22-24-27(NTNV)(Subtest:23, Channel:23155, Bandwidth:5, Modulation:Q16, RB Number: 1, RB Position:HIGH)

Start Frequency (MHz)	Stop Frequency (MHz)	RBW (MHz)	Detector	Frequency (MHz)	Power (dBm)	Limit (dBm)	Verdict	Sweep Point
711	716	0.1	RMS	715.675	21.3	30	Pass	401
716	716.1	0.03	RMS	716.001	-22.16	-13	Pass	401
716.1	725	0.1	RMS	716.1	-25.97	-13	Pass	401



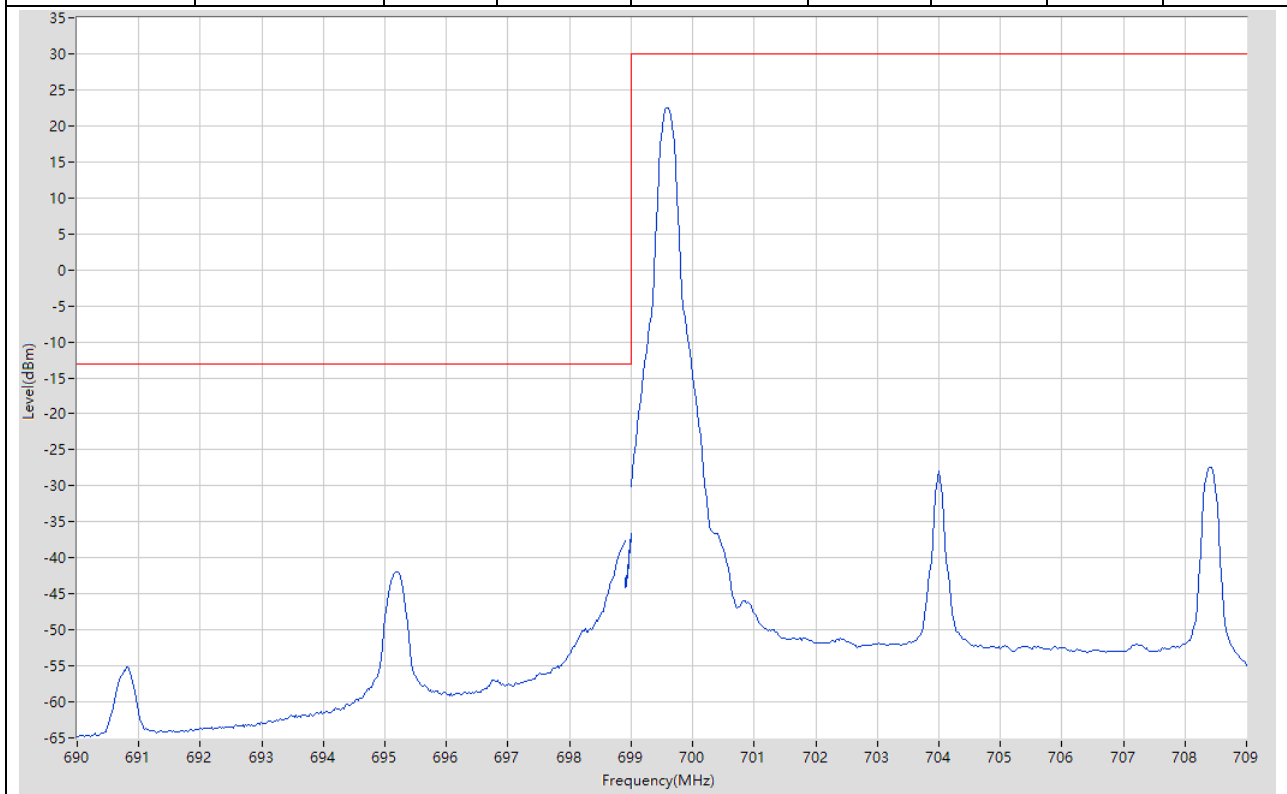
12.24. LTE Band Edge_Part22-24-27(NTNV)(Subtest:24, Channel:23155, Bandwidth:5, Modulation:Q16, RB Number: 25, RB Position:HIGH)

Start Frequency (MHz)	Stop Frequency (MHz)	RBW (MHz)	Detector	Frequency (MHz)	Power (dBm)	Limit (dBm)	Verdict	Sweep Point
711	716	0.1	RMS	713.25	6.66	30	Pass	401
716	716.1	0.03	RMS	716	-30.73	-13	Pass	401
716.1	725	0.1	RMS	716.1	-28.94	-13	Pass	401



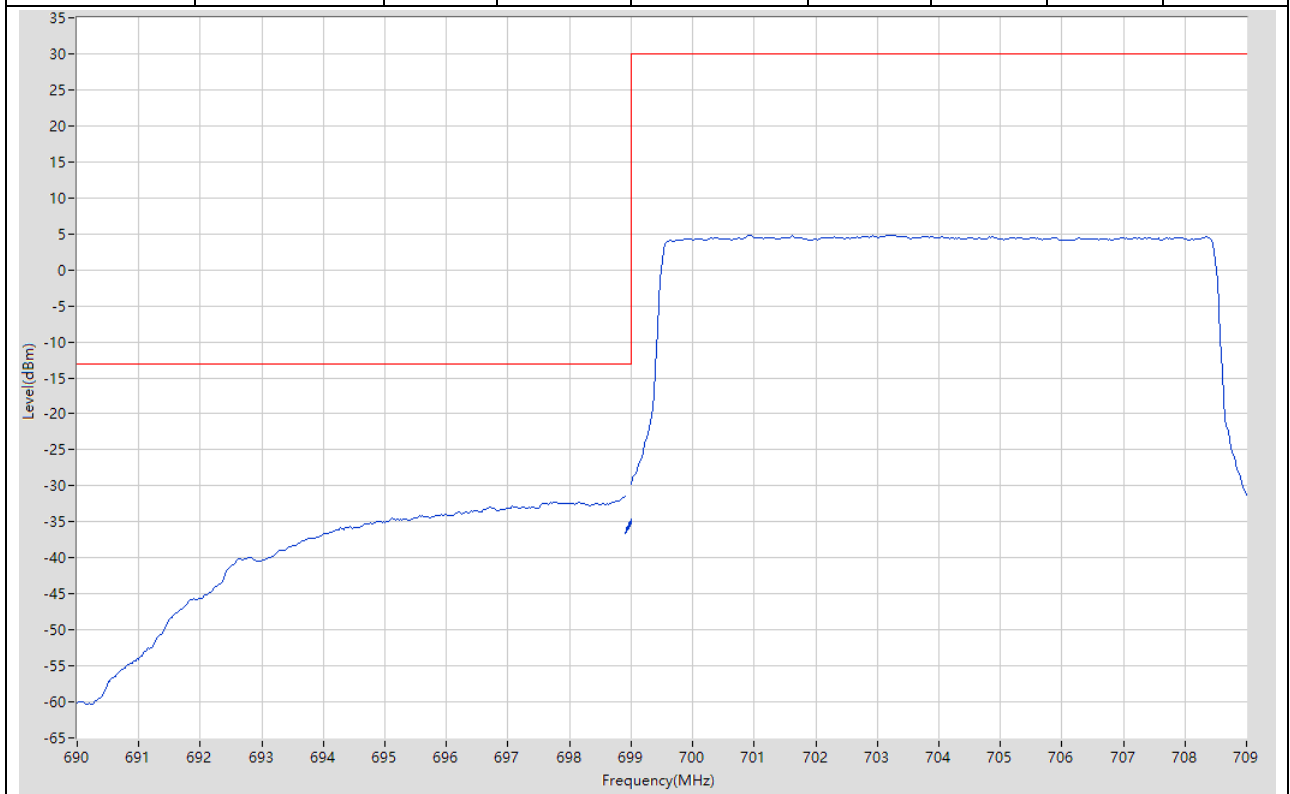
12.25. LTE Band Edge_Part22-24-27(NTNV)(Subtest:25, Channel:23060, Bandwidth:10, Modulation:QPSK, RB Number: 1, RB Position:LOW)

Start Frequency (MHz)	Stop Frequency (MHz)	RBW (MHz)	Detector	Frequency (MHz)	Power (dBm)	Limit (dBm)	Verdict	Sweep Point
690	698.9	0.1	RMS	698.9	-37.6	-13	Pass	401
698.9	699	0.03	RMS	699	-36.65	-13	Pass	401
699	709	0.1	RMS	699.6	22.52	30	Pass	401



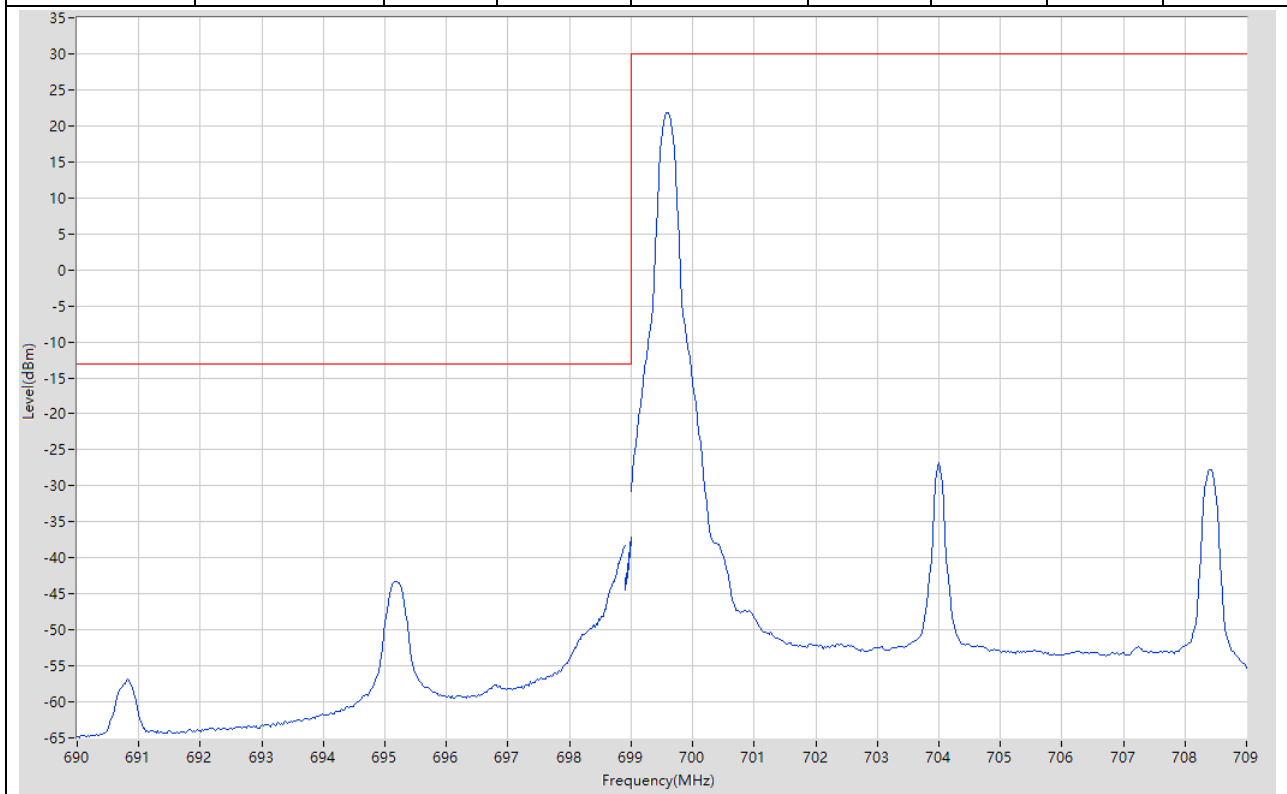
12.26. LTE Band Edge_Part22-24-27(NTNV)(Subtest:26, Channel:23060, Bandwidth:10, Modulation:QPSK, RB Number: 50, RB Position:LOW)

Start Frequency (MHz)	Stop Frequency (MHz)	RBW (MHz)	Detector	Frequency (MHz)	Power (dBm)	Limit (dBm)	Verdict	Sweep Point
690	698.9	0.1	RMS	698.9	-31.38	-13	Pass	401
698.9	699	0.03	RMS	698.993	-34.69	-13	Pass	401
699	709	0.1	RMS	703.25	4.84	30	Pass	401



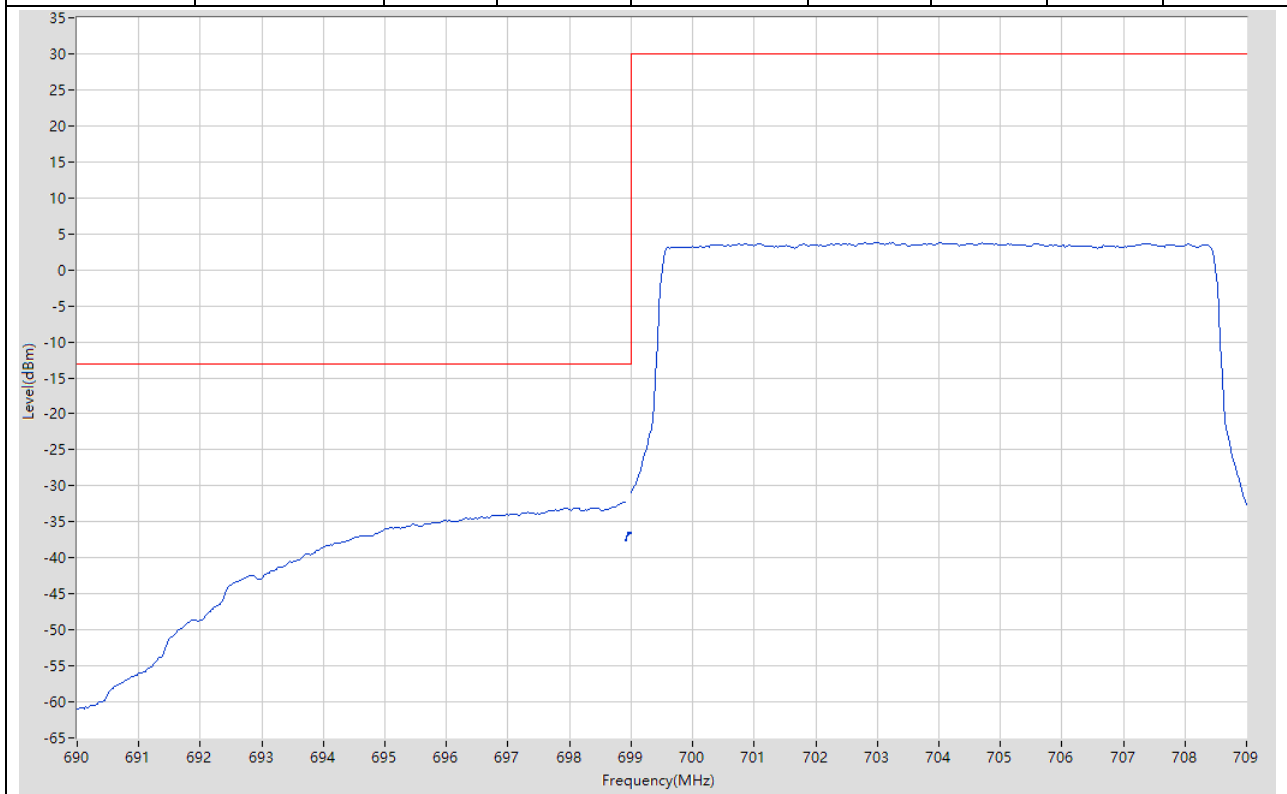
12.27. LTE Band Edge_Part22-24-27(NTNV)(Subtest:27, Channel:23060, Bandwidth:10, Modulation:Q16, RB Number: 1, RB Position:LOW)

Start Frequency (MHz)	Stop Frequency (MHz)	RBW (MHz)	Detector	Frequency (MHz)	Power (dBm)	Limit (dBm)	Verdict	Sweep Point
690	698.9	0.1	RMS	698.9	-38.36	-13	Pass	401
698.9	699	0.03	RMS	699	-37.13	-13	Pass	401
699	709	0.1	RMS	699.6	21.81	30	Pass	401



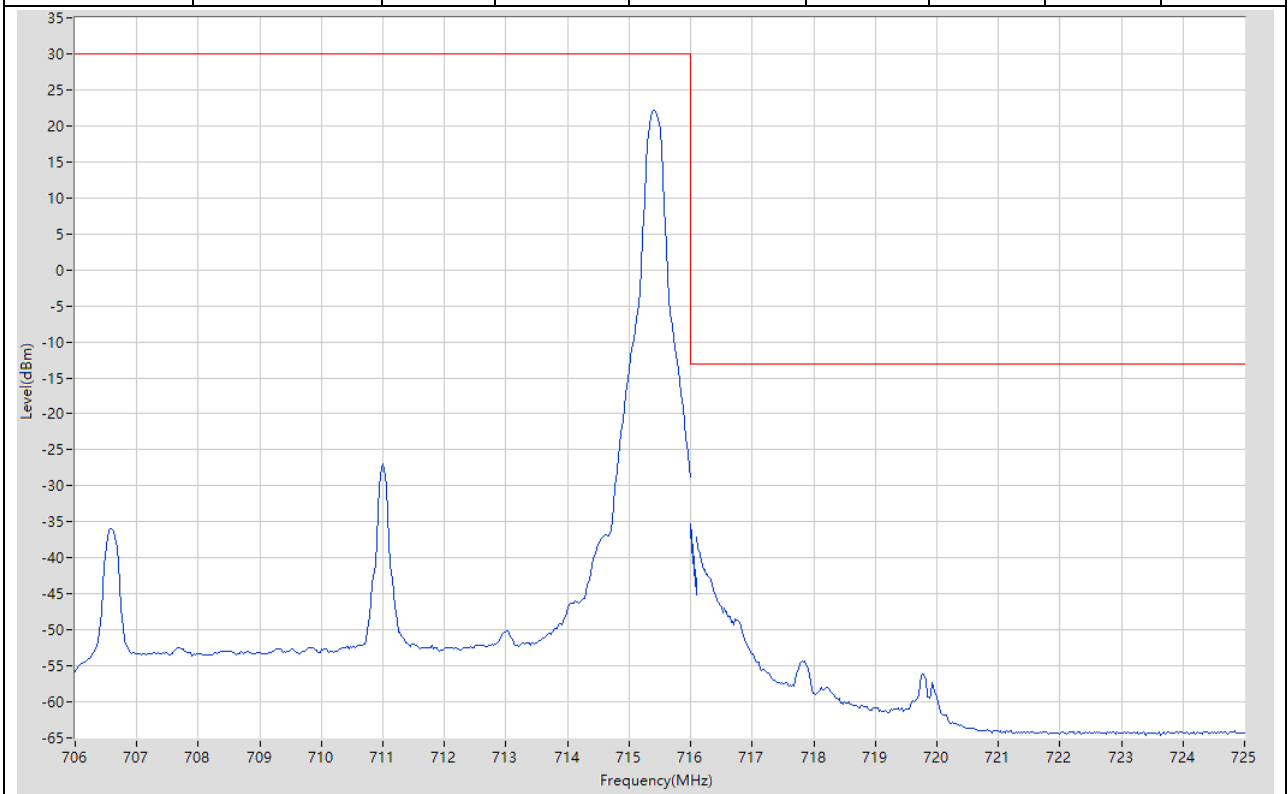
12.28. LTE Band Edge_Part22-24-27(NTNV)(Subtest:28, Channel:23060, Bandwidth:10, Modulation:Q16, RB Number: 50, RB Position:LOW)

Start Frequency (MHz)	Stop Frequency (MHz)	RBW (MHz)	Detector	Frequency (MHz)	Power (dBm)	Limit (dBm)	Verdict	Sweep Point
690	698.9	0.1	RMS	698.9	-32.2	-13	Pass	401
698.9	699	0.03	RMS	699	-36.42	-13	Pass	401
699	709	0.1	RMS	704	3.8	30	Pass	401



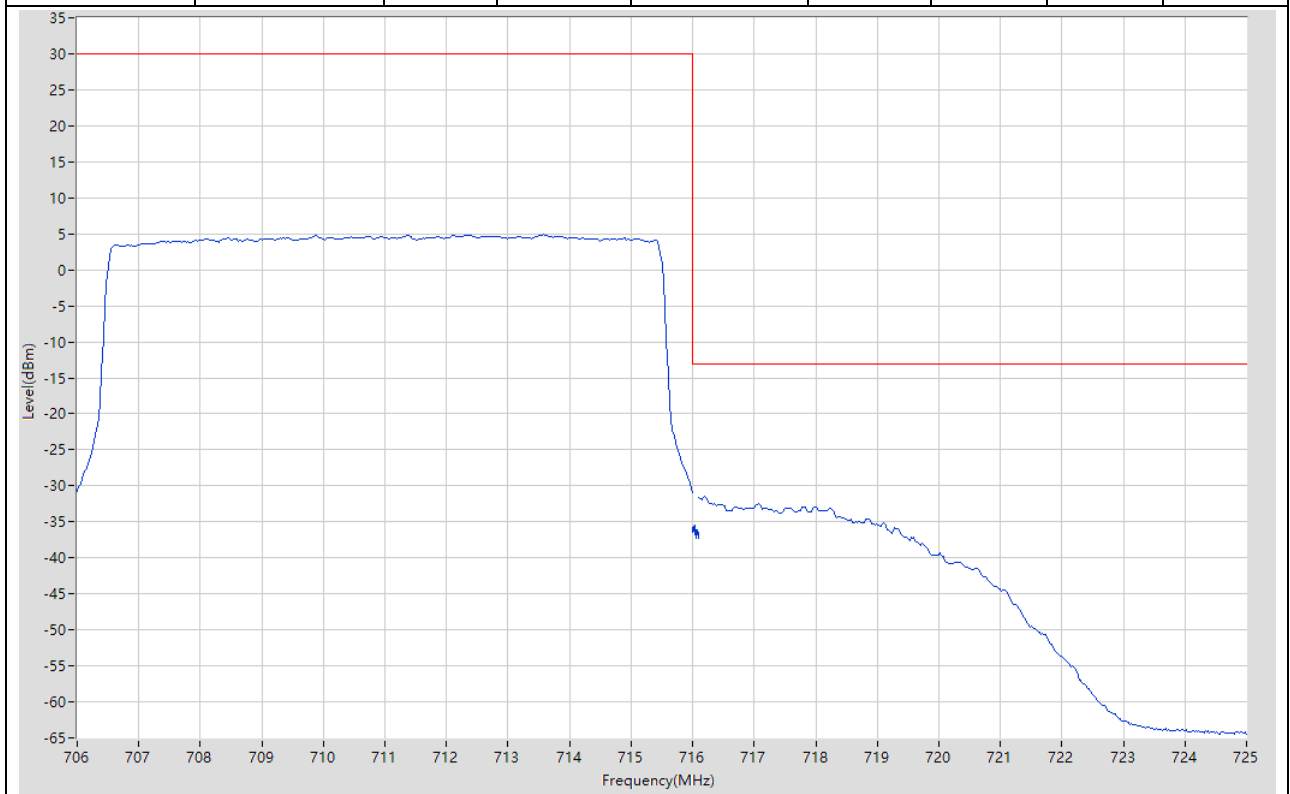
12.29. LTE Band Edge_Part22-24-27(NTNV)(Subtest:29, Channel:23130, Bandwidth:10, Modulation:QPSK, RB Number: 1, RB Position:HIGH)

Start Frequency (MHz)	Stop Frequency (MHz)	RBW (MHz)	Detector	Frequency (MHz)	Power (dBm)	Limit (dBm)	Verdict	Sweep Point
706	716	0.1	RMS	715.4	22.11	30	Pass	401
716	716.1	0.03	RMS	716.001	-35.27	-13	Pass	401
716.1	725	0.1	RMS	716.1	-37.15	-13	Pass	401



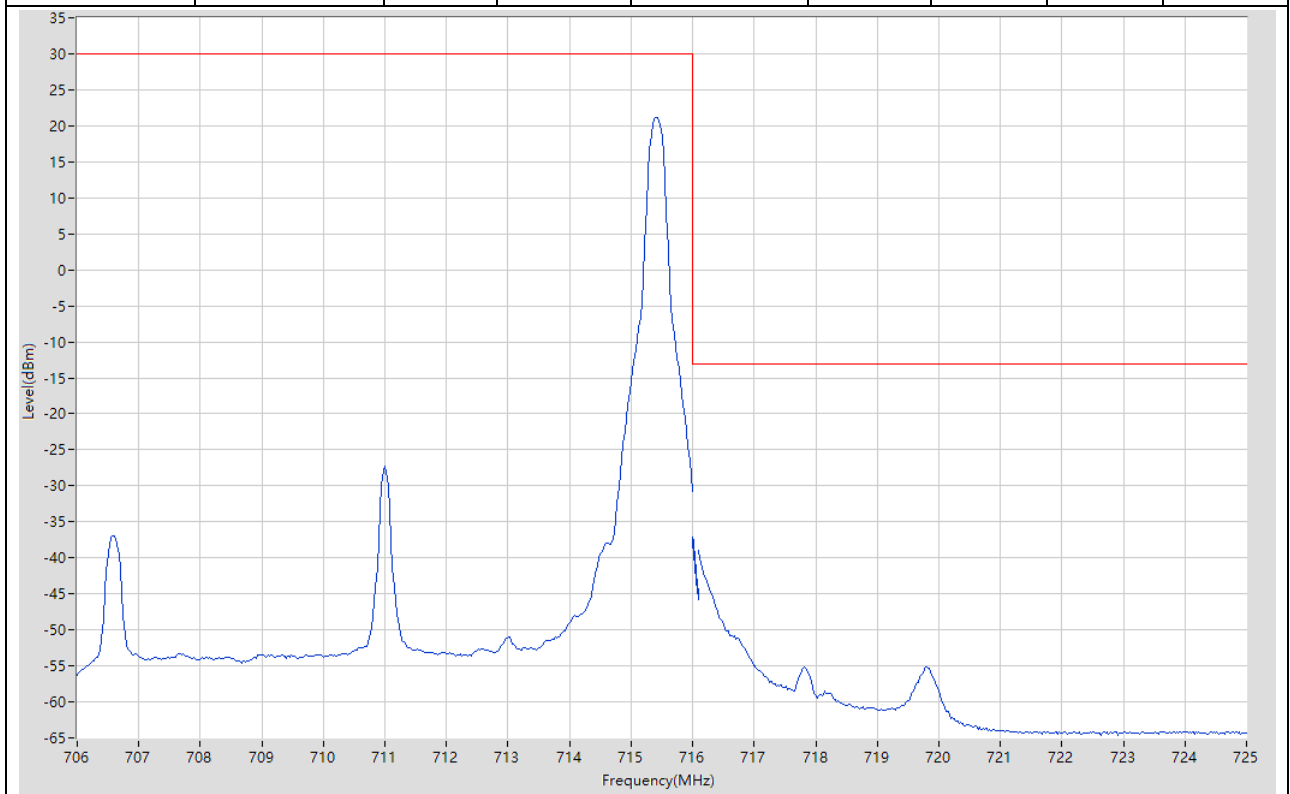
12.30. LTE Band Edge_Part22-24-27(NTNV)(Subtest:30, Channel:23130, Bandwidth:10, Modulation:QPSK, RB Number: 50, RB Position:HIGH)

Start Frequency (MHz)	Stop Frequency (MHz)	RBW (MHz)	Detector	Frequency (MHz)	Power (dBm)	Limit (dBm)	Verdict	Sweep Point
706	716	0.1	RMS	713.575	4.92	30	Pass	401
716	716.1	0.03	RMS	716.037	-35.51	-13	Pass	401
716.1	725	0.1	RMS	716.189	-31.45	-13	Pass	401



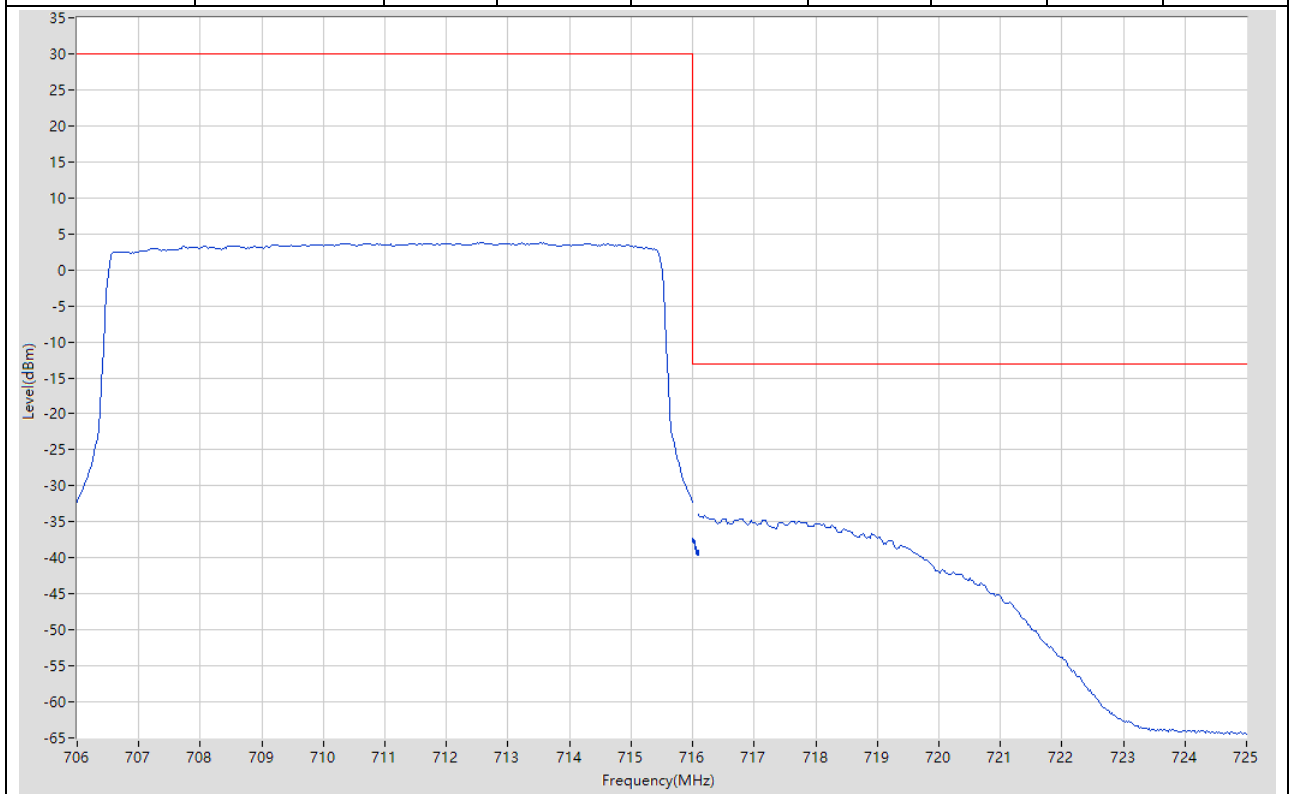
12.31. LTE Band Edge_Part22-24-27(NTNV)(Subtest:31, Channel:23130, Bandwidth:10, Modulation:Q16, RB Number: 1, RB Position:HIGH)

Start Frequency (MHz)	Stop Frequency (MHz)	RBW (MHz)	Detector	Frequency (MHz)	Power (dBm)	Limit (dBm)	Verdict	Sweep Point
706	716	0.1	RMS	715.4	21.21	30	Pass	401
716	716.1	0.03	RMS	716.003	-37.07	-13	Pass	401
716.1	725	0.1	RMS	716.1	-38.97	-13	Pass	401



12.32. LTE Band Edge_Part22-24-27(NTNV)(Subtest:32, Channel:23130, Bandwidth:10, Modulation:Q16, RB Number: 50, RB Position:HIGH)

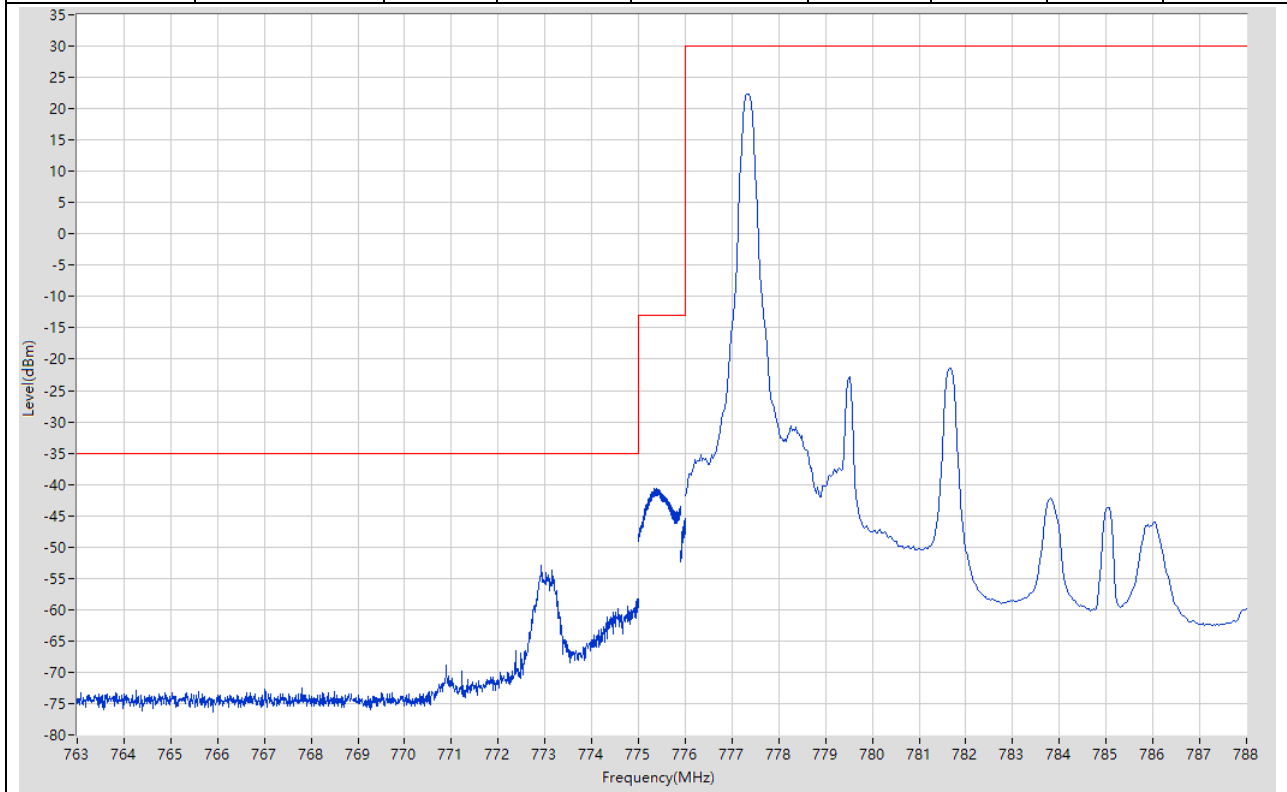
Start Frequency (MHz)	Stop Frequency (MHz)	RBW (MHz)	Detector	Frequency (MHz)	Power (dBm)	Limit (dBm)	Verdict	Sweep Point
706	716	0.1	RMS	713.575	3.79	30	Pass	401
716	716.1	0.03	RMS	716	-37.29	-13	Pass	401
716.1	725	0.1	RMS	716.1	-33.87	-13	Pass	401



13. LTE_Band13

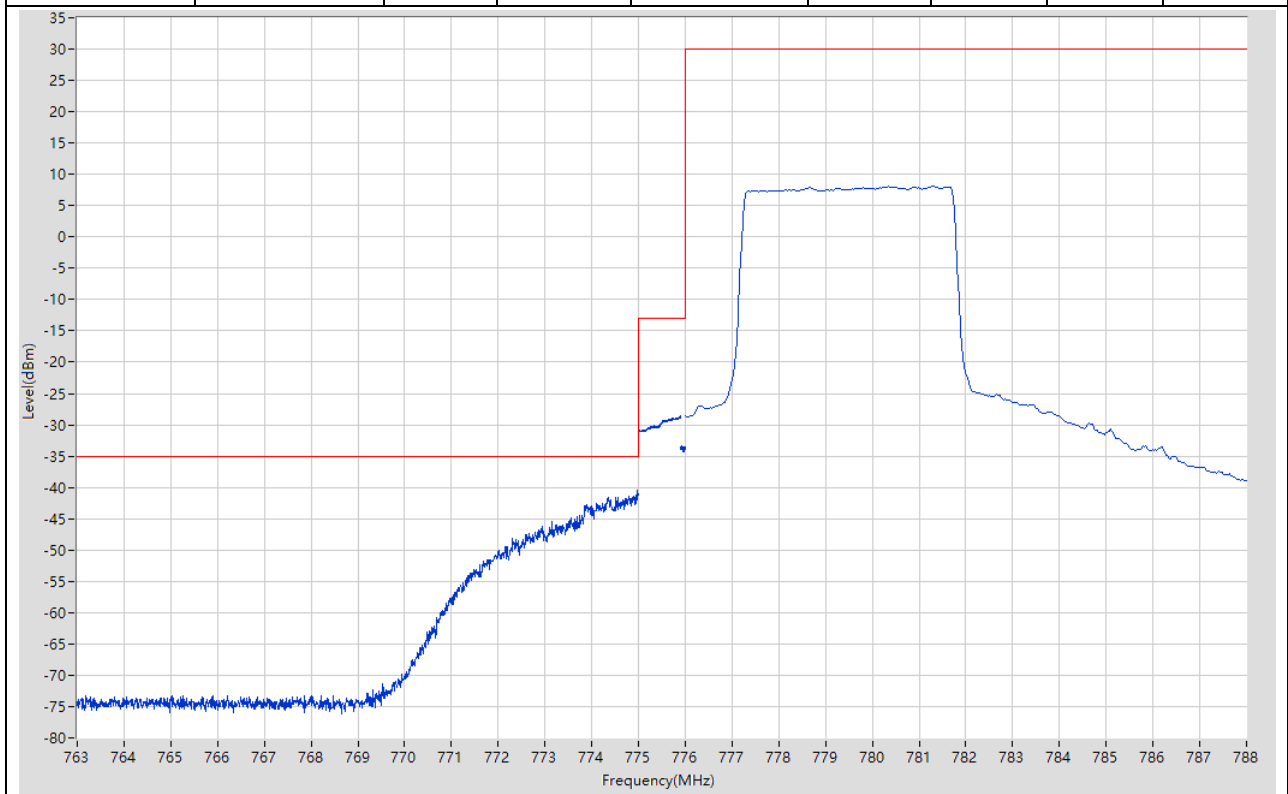
13.1. LTE Band Edge_Part22-24-27(NTNV)(Subtest:1, Channel:23205, Bandwidth:5, Modulation:QPSK, RB Number: 1, RB Position:LOW)

Start Frequency (MHz)	Stop Frequency (MHz)	RBW (MHz)	Detector	Frequency (MHz)	Power (dBm)	Limit (dBm)	Verdict	Sweep Point
763	775	0.01	RMS	772.93	-52.91	-35	Pass	1201
775	775.9	0.1	RMS	775.378	-40.56	-13	Pass	401
775.9	776	0.03	RMS	775.999	-45.53	-13	Pass	401
776	788	0.1	RMS	777.32	22.4	30	Pass	401



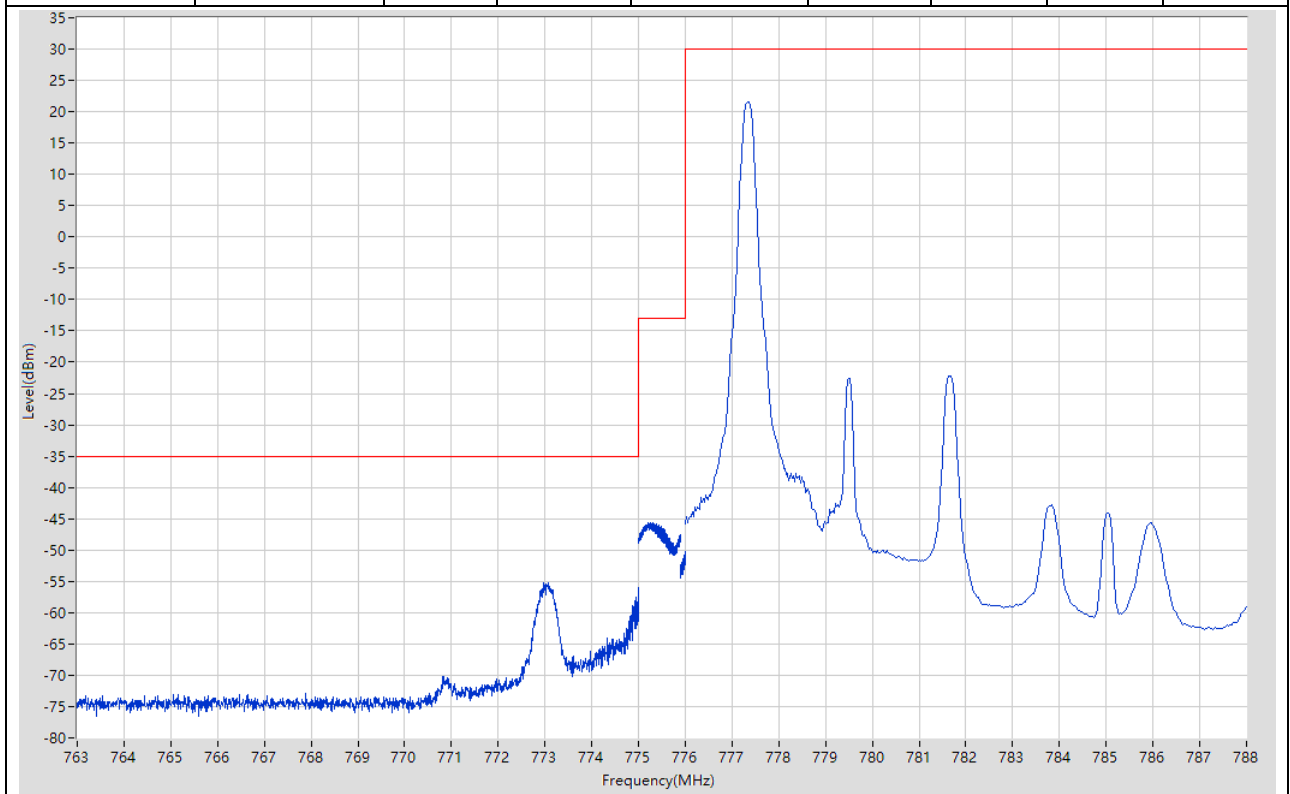
13.2. LTE Band Edge_Part22-24-27(NTNV)(Subtest:2, Channel:23205, Bandwidth:5, Modulation:QPSK, RB Number: 25, RB Position:LOW)

Start Frequency (MHz)	Stop Frequency (MHz)	RBW (MHz)	Detector	Frequency (MHz)	Power (dBm)	Limit (dBm)	Verdict	Sweep Point
763	775	0.01	RMS	774.98	-40.44	-35	Pass	1201
775	775.9	0.1	RMS	775.889	-28.56	-13	Pass	401
775.9	776	0.03	RMS	775.925	-33.33	-13	Pass	401
776	788	0.1	RMS	780.35	8.08	30	Pass	401



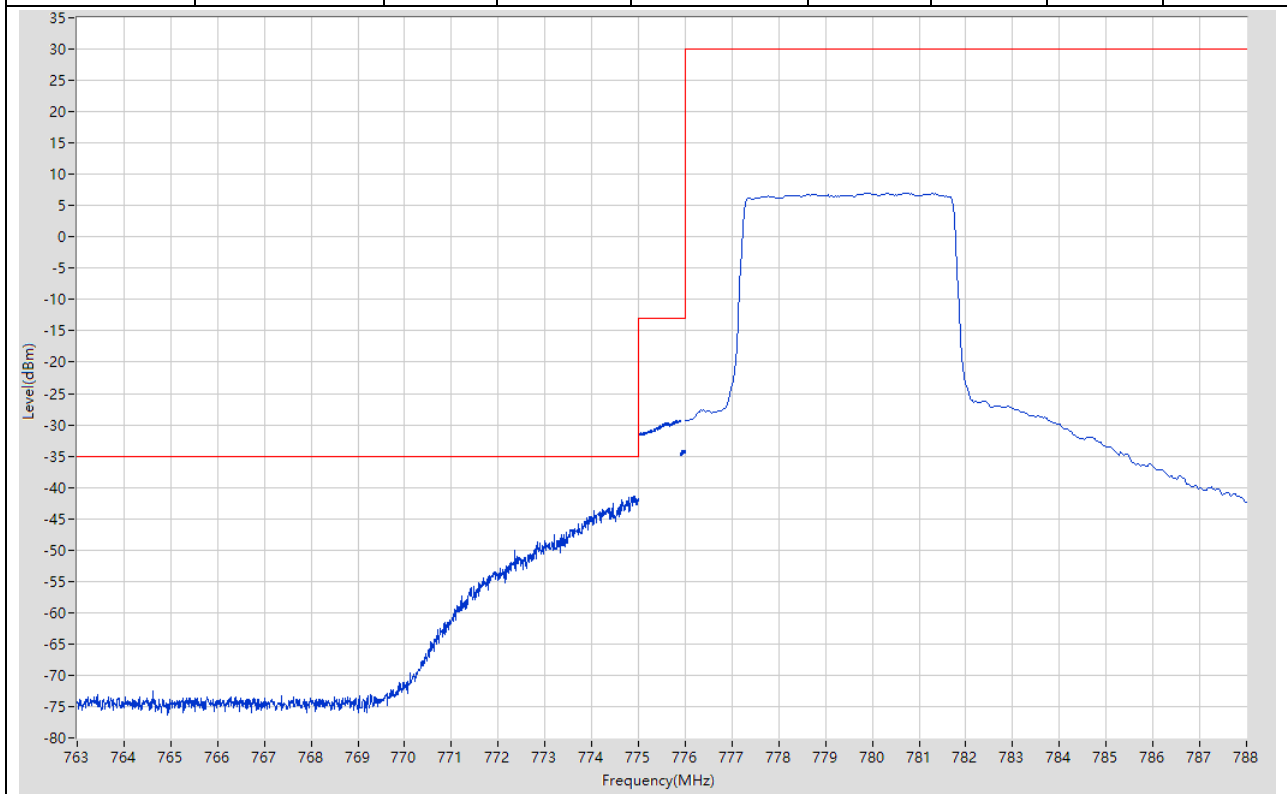
13.3. LTE Band Edge_Part22-24-27(NTNV)(Subtest:3, Channel:23205, Bandwidth:5, Modulation:Q16, RB Number: 1, RB Position:LOW)

Start Frequency (MHz)	Stop Frequency (MHz)	RBW (MHz)	Detector	Frequency (MHz)	Power (dBm)	Limit (dBm)	Verdict	Sweep Point
763	775	0.01	RMS	773.08	-55.26	-35	Pass	1201
775	775.9	0.1	RMS	775.302	-45.59	-13	Pass	401
775.9	776	0.03	RMS	775.998	-50.25	-13	Pass	401
776	788	0.1	RMS	777.35	21.49	30	Pass	401



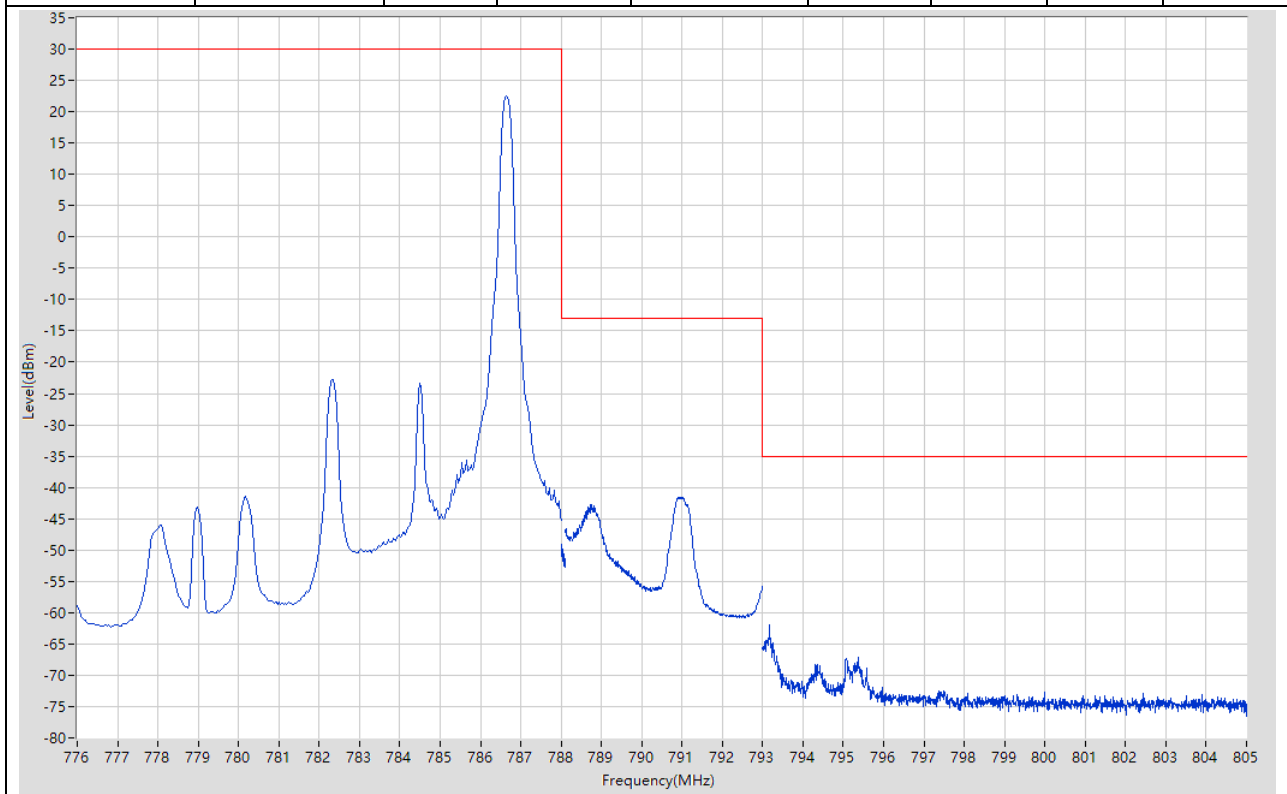
13.4. LTE Band Edge_Part22-24-27(NTNV)(Subtest:4, Channel:23205, Bandwidth:5, Modulation:Q16, RB Number: 25, RB Position:LOW)

Start Frequency (MHz)	Stop Frequency (MHz)	RBW (MHz)	Detector	Frequency (MHz)	Power (dBm)	Limit (dBm)	Verdict	Sweep Point
763	775	0.01	RMS	774.9	-41.37	-35	Pass	1201
775	775.9	0.1	RMS	775.875	-29.25	-13	Pass	401
775.9	776	0.03	RMS	775.945	-34.08	-13	Pass	401
776	788	0.1	RMS	780.77	7.04	30	Pass	401



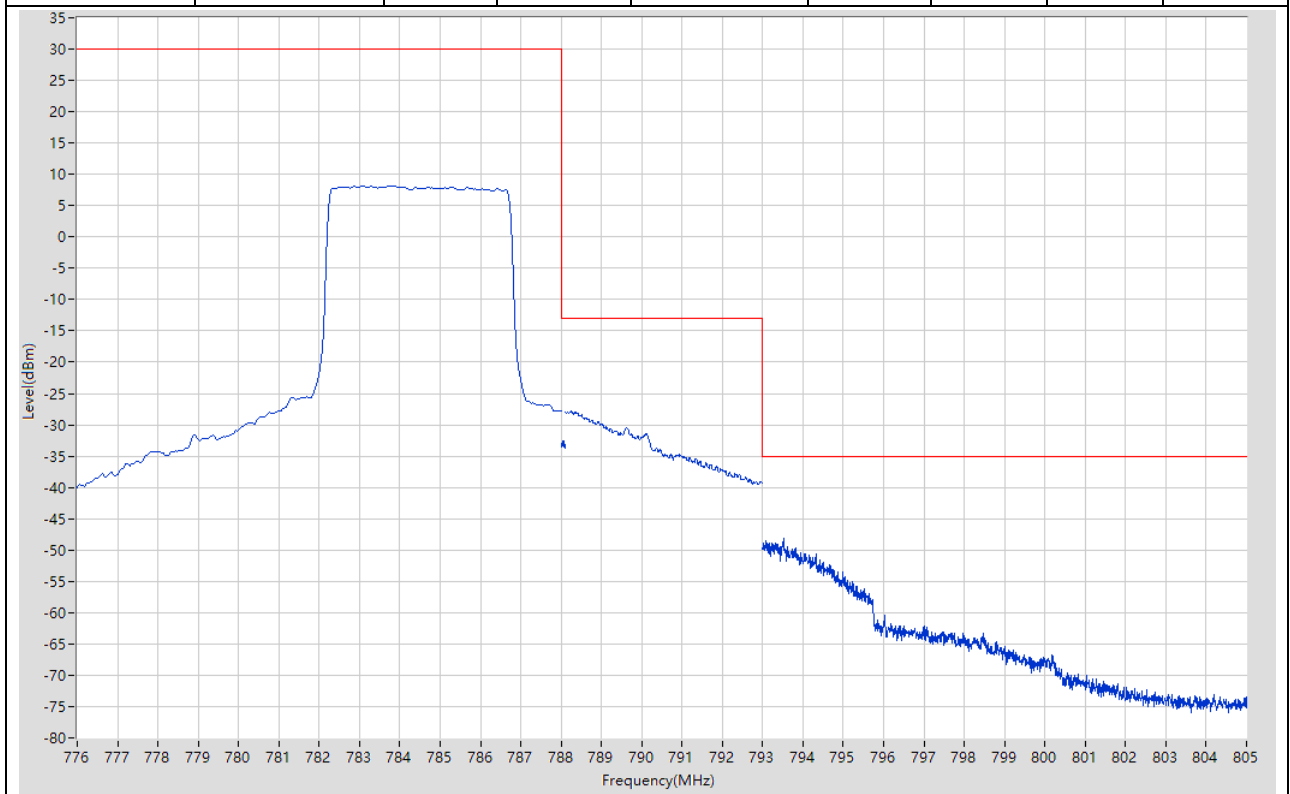
13.5. LTE Band Edge_Part22-24-27(NTNV)(Subtest:5, Channel:23255, Bandwidth:5, Modulation:QPSK, RB Number: 1, RB Position:HIGH)

Start Frequency (MHz)	Stop Frequency (MHz)	RBW (MHz)	Detector	Frequency (MHz)	Power (dBm)	Limit (dBm)	Verdict	Sweep Point
776	788	0.1	RMS	786.65	22.61	30	Pass	401
788	788.1	0.03	RMS	788.001	-49.08	-13	Pass	401
788.1	793	0.1	RMS	791.003	-41.55	-13	Pass	401
793	805	0.01	RMS	793.17	-61.95	-35	Pass	1201



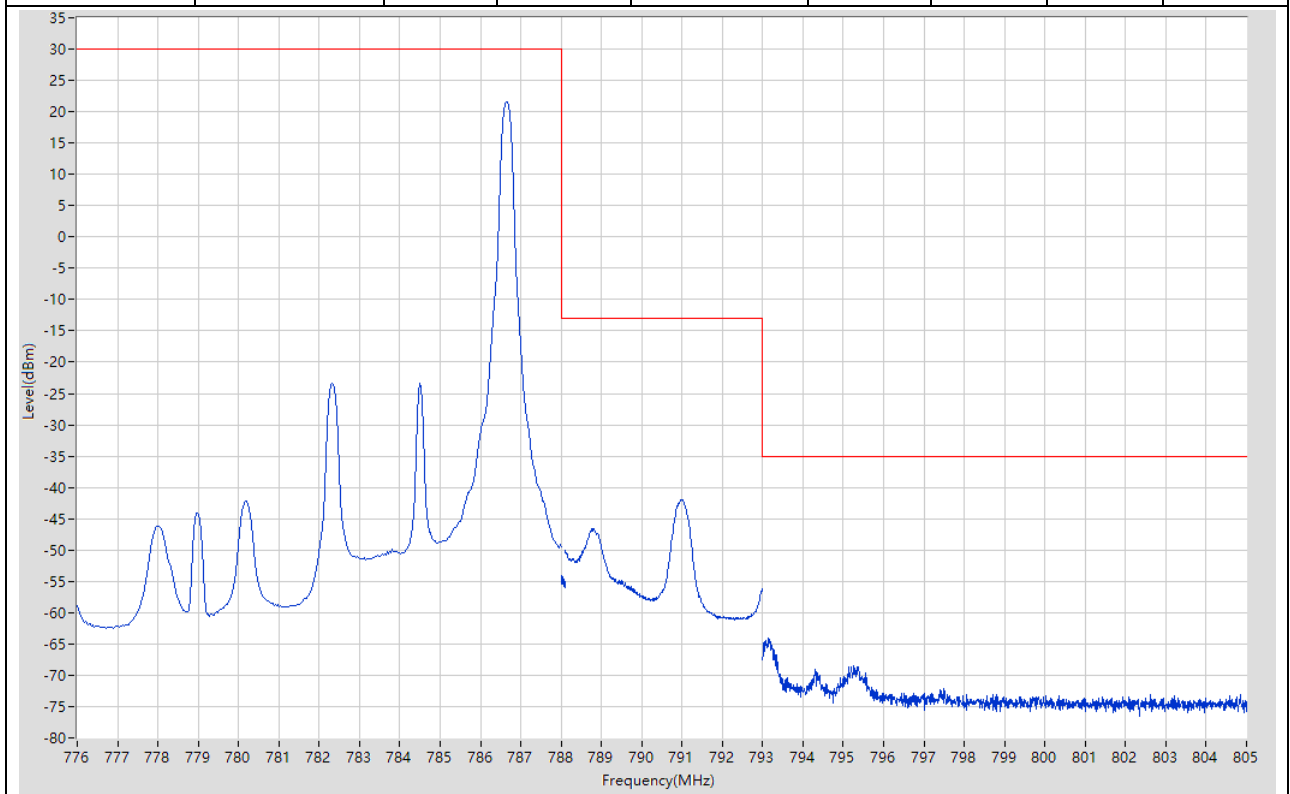
13.6. LTE Band Edge_Part22-24-27(NTNV)(Subtest:6, Channel:23255, Bandwidth:5, Modulation:QPSK, RB Number: 25, RB Position:LOW)

Start Frequency (MHz)	Stop Frequency (MHz)	RBW (MHz)	Detector	Frequency (MHz)	Power (dBm)	Limit (dBm)	Verdict	Sweep Point
776	788	0.1	RMS	783.68	8.19	30	Pass	401
788	788.1	0.03	RMS	788.05	-32.5	-13	Pass	401
788.1	793	0.1	RMS	788.259	-27.86	-13	Pass	401
793	805	0.01	RMS	793.52	-48.18	-35	Pass	1201



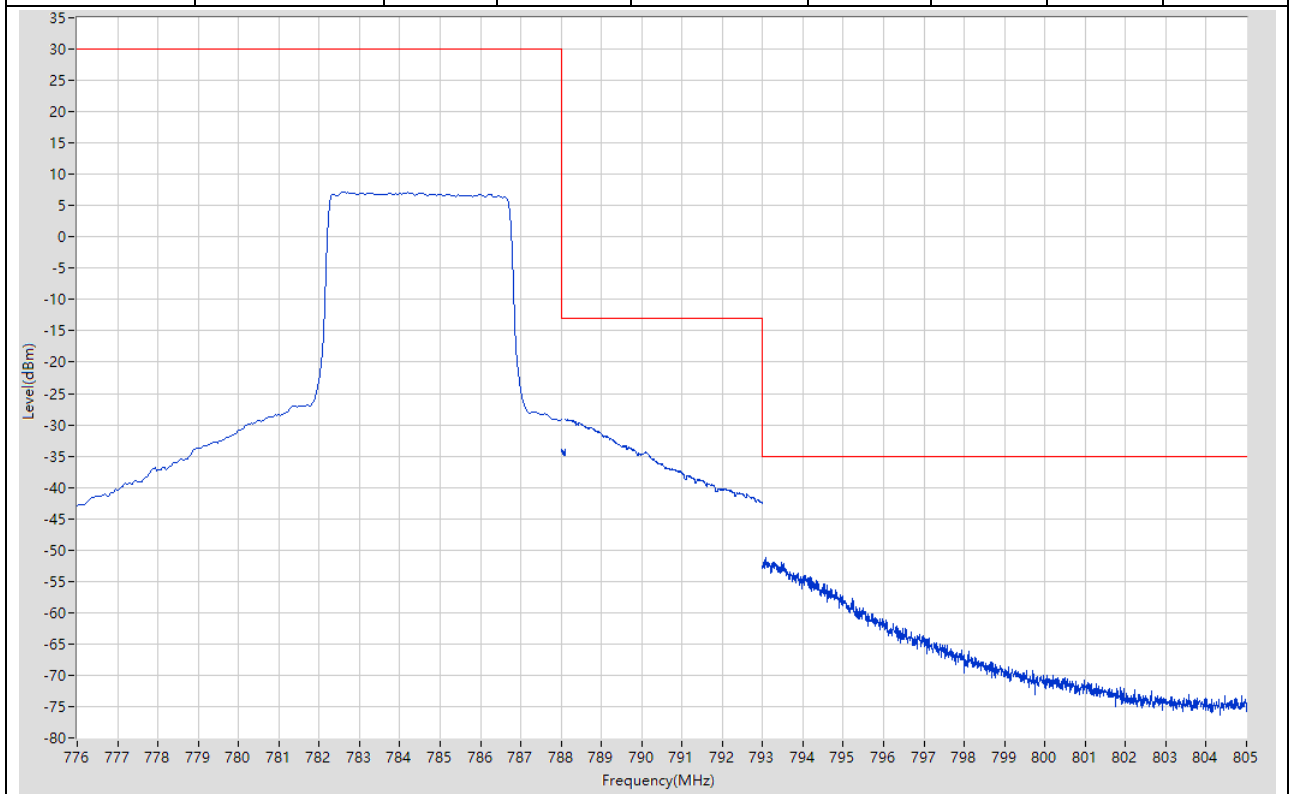
13.7. LTE Band Edge_Part22-24-27(NTNV)(Subtest:7, Channel:23255, Bandwidth:5, Modulation:Q16, RB Number: 1, RB Position:HIGH)

Start Frequency (MHz)	Stop Frequency (MHz)	RBW (MHz)	Detector	Frequency (MHz)	Power (dBm)	Limit (dBm)	Verdict	Sweep Point
776	788	0.1	RMS	786.65	21.57	30	Pass	401
788	788.1	0.03	RMS	788.015	-53.99	-13	Pass	401
788.1	793	0.1	RMS	791.003	-41.95	-13	Pass	401
793	805	0.01	RMS	793.15	-64.05	-35	Pass	1201



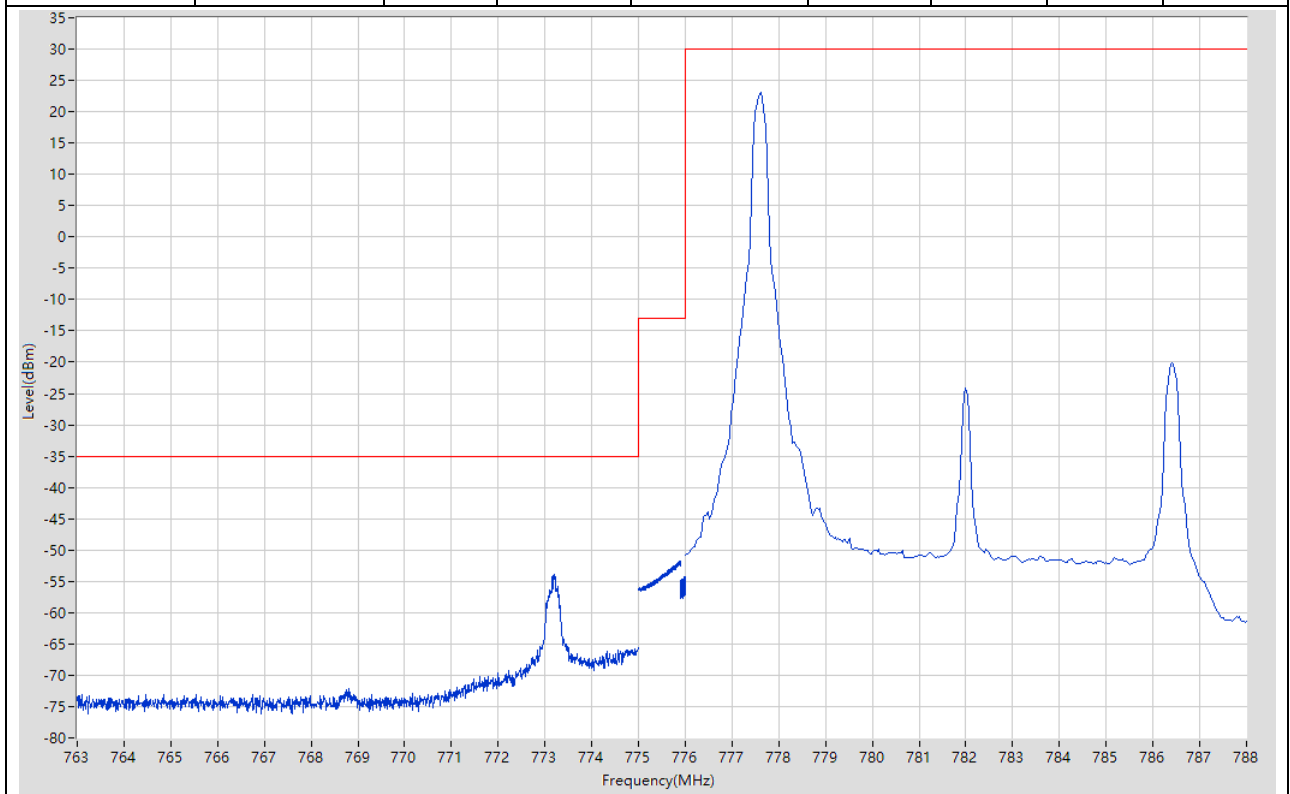
13.8. LTE Band Edge_Part22-24-27(NTNV)(Subtest:8, Channel:23255, Bandwidth:5, Modulation:Q16, RB Number: 25, RB Position:LOW)

Start Frequency (MHz)	Stop Frequency (MHz)	RBW (MHz)	Detector	Frequency (MHz)	Power (dBm)	Limit (dBm)	Verdict	Sweep Point
776	788	0.1	RMS	782.57	7.19	30	Pass	401
788	788.1	0.03	RMS	788.094	-33.95	-13	Pass	401
788.1	793	0.1	RMS	788.1	-29.12	-13	Pass	401
793	805	0.01	RMS	793.07	-51.14	-35	Pass	1201



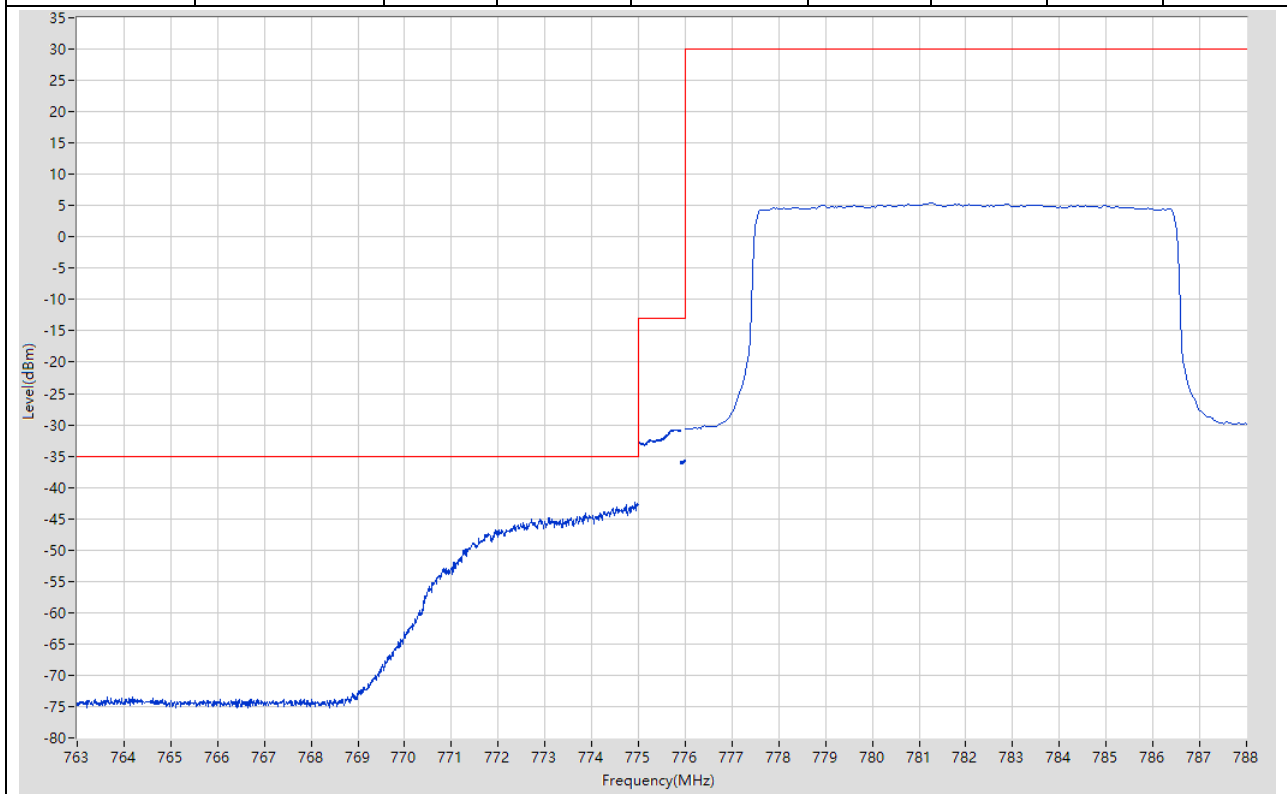
13.9. LTE Band Edge_Part22-24-27(NTNV)(Subtest:9, Channel:23230, Bandwidth:10, Modulation:QPSK, RB Number: 1, RB Position:LOW)

Start Frequency (MHz)	Stop Frequency (MHz)	RBW (MHz)	Detector	Frequency (MHz)	Power (dBm)	Limit (dBm)	Verdict	Sweep Point
763	775	0.01	RMS	773.19	-53.94	-35	Pass	1201
775	775.9	0.1	RMS	775.887	-51.74	-13	Pass	401
775.9	776	0.03	RMS	775.996	-54.35	-13	Pass	401
776	788	0.1	RMS	777.62	23.11	30	Pass	401



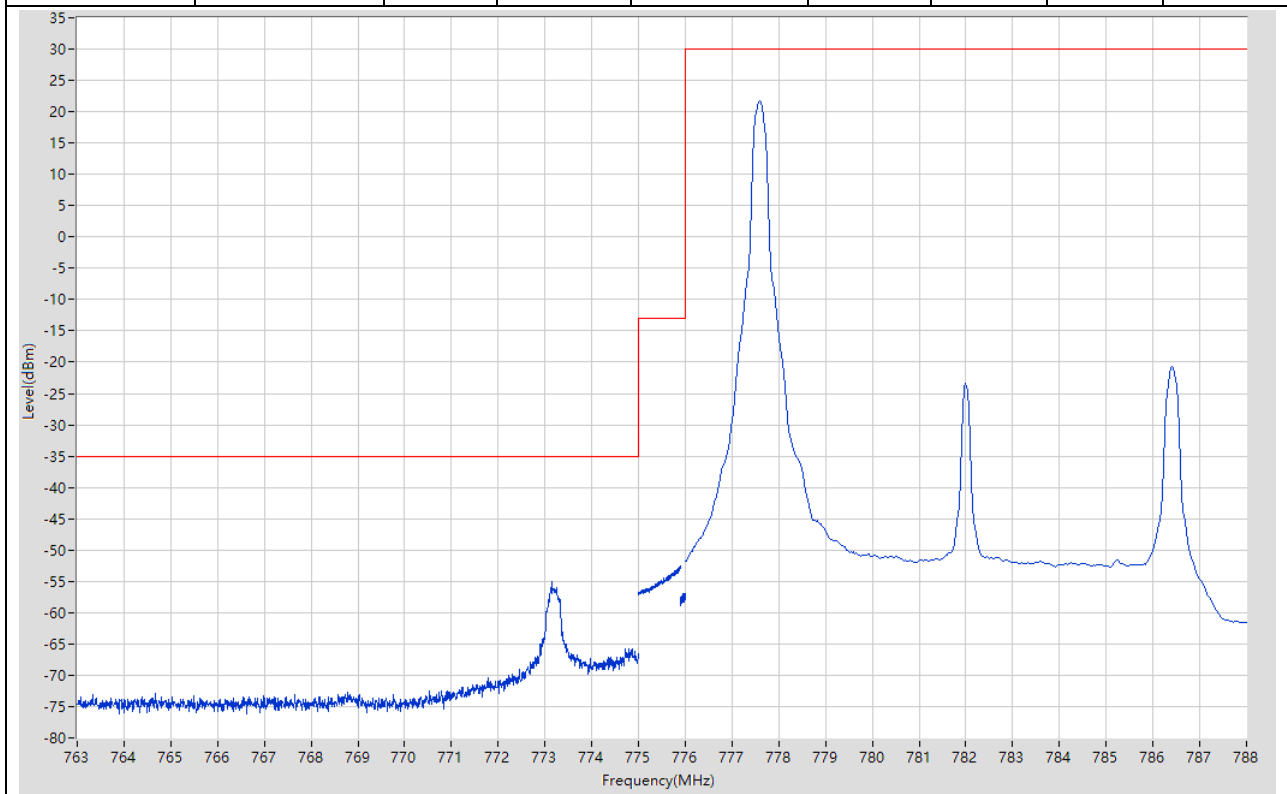
13.10. LTE Band Edge_Part22-24-27(NTNV)(Subtest:10, Channel:23230, Bandwidth:10, Modulation:QPSK, RB Number: 50, RB Position:LOW)

Start Frequency (MHz)	Stop Frequency (MHz)	RBW (MHz)	Detector	Frequency (MHz)	Power (dBm)	Limit (dBm)	Verdict	Sweep Point
763	775	0.01	RMS	774.92	-42.3	-35	Pass	1201
775	775.9	0.1	RMS	775.866	-30.76	-13	Pass	401
775.9	776	0.03	RMS	775.999	-35.62	-13	Pass	401
776	788	0.1	RMS	781.22	5.39	30	Pass	401



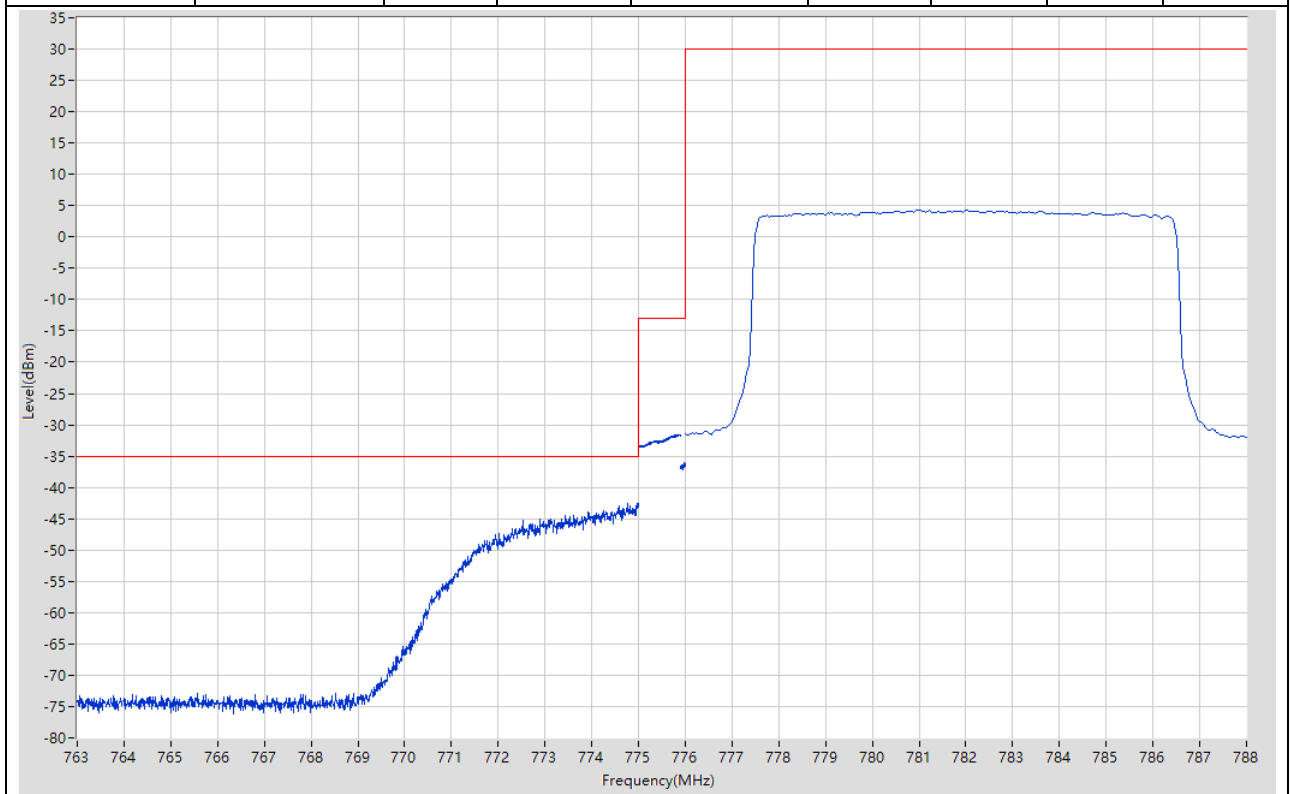
13.11. LTE Band Edge_Part22-24-27(NTNV)(Subtest:11, Channel:23230, Bandwidth:10, Modulation:Q16, RB Number: 1, RB Position:LOW)

Start Frequency (MHz)	Stop Frequency (MHz)	RBW (MHz)	Detector	Frequency (MHz)	Power (dBm)	Limit (dBm)	Verdict	Sweep Point
763	775	0.01	RMS	773.15	-55.1	-35	Pass	1201
775	775.9	0.1	RMS	775.889	-52.6	-13	Pass	401
775.9	776	0.03	RMS	775.995	-56.92	-13	Pass	401
776	788	0.1	RMS	777.59	21.8	30	Pass	401



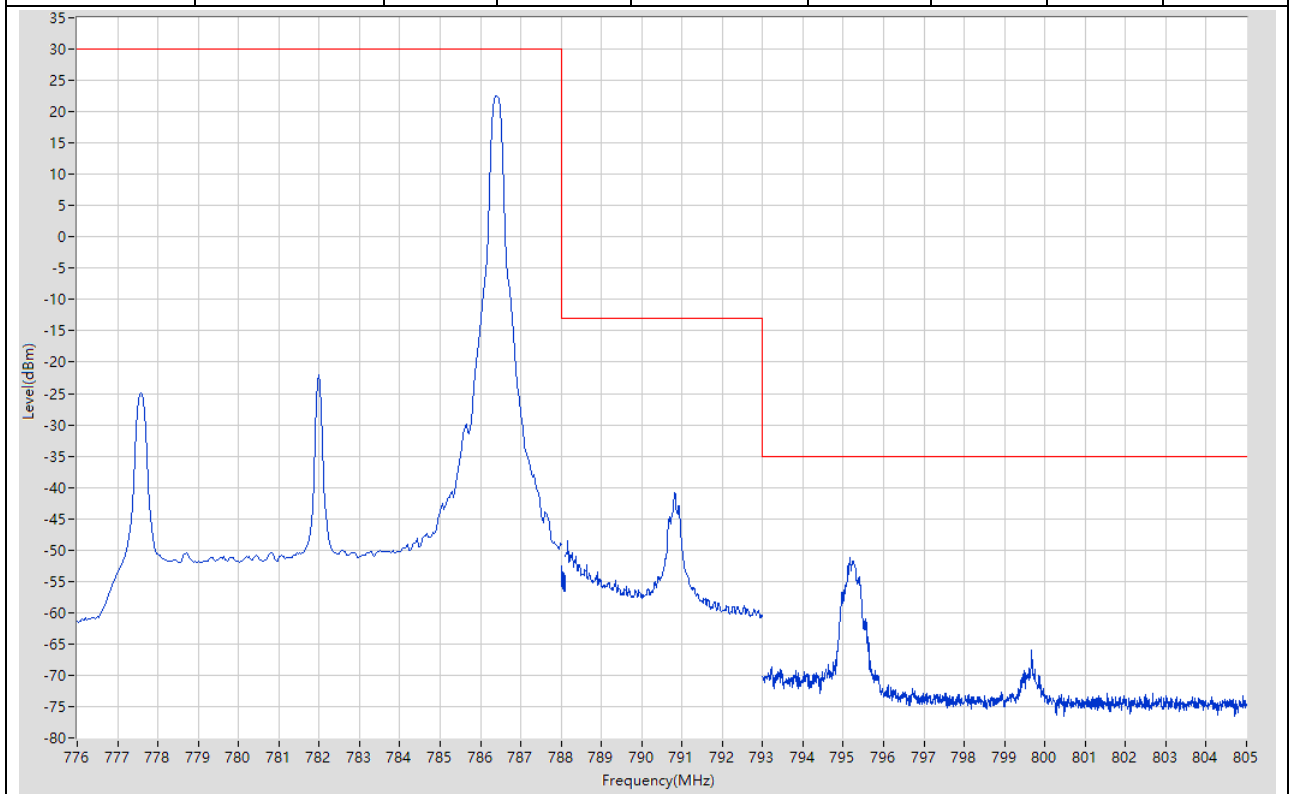
13.12. LTE Band Edge_Part22-24-27(NTNV)(Subtest:12, Channel:23230, Bandwidth:10, Modulation:Q16, RB Number: 50, RB Position:LOW)

Start Frequency (MHz)	Stop Frequency (MHz)	RBW (MHz)	Detector	Frequency (MHz)	Power (dBm)	Limit (dBm)	Verdict	Sweep Point
763	775	0.01	RMS	774.99	-42.51	-35	Pass	1201
775	775.9	0.1	RMS	775.887	-31.59	-13	Pass	401
775.9	776	0.03	RMS	775.985	-36.13	-13	Pass	401
776	788	0.1	RMS	782	4.33	30	Pass	401



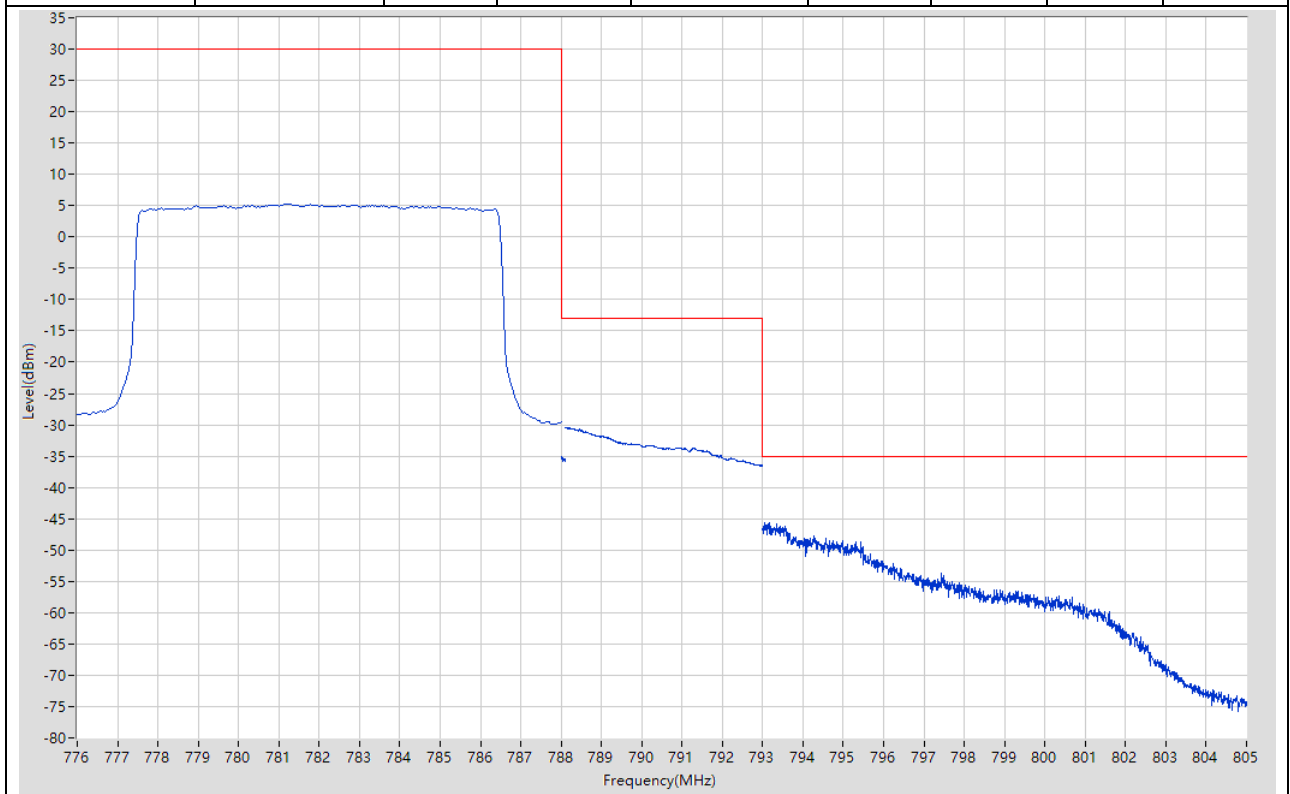
13.13. LTE Band Edge_Part22-24-27(NTNV)(Subtest:13, Channel:23230, Bandwidth:10, Modulation:QPSK, RB Number: 1, RB Position:HIGH)

Start Frequency (MHz)	Stop Frequency (MHz)	RBW (MHz)	Detector	Frequency (MHz)	Power (dBm)	Limit (dBm)	Verdict	Sweep Point
776	788	0.1	RMS	786.41	22.6	30	Pass	401
788	788.1	0.03	RMS	788.013	-52.5	-13	Pass	401
788.1	793	0.1	RMS	790.82	-40.89	-13	Pass	401
793	805	0.01	RMS	795.17	-51.22	-35	Pass	1201



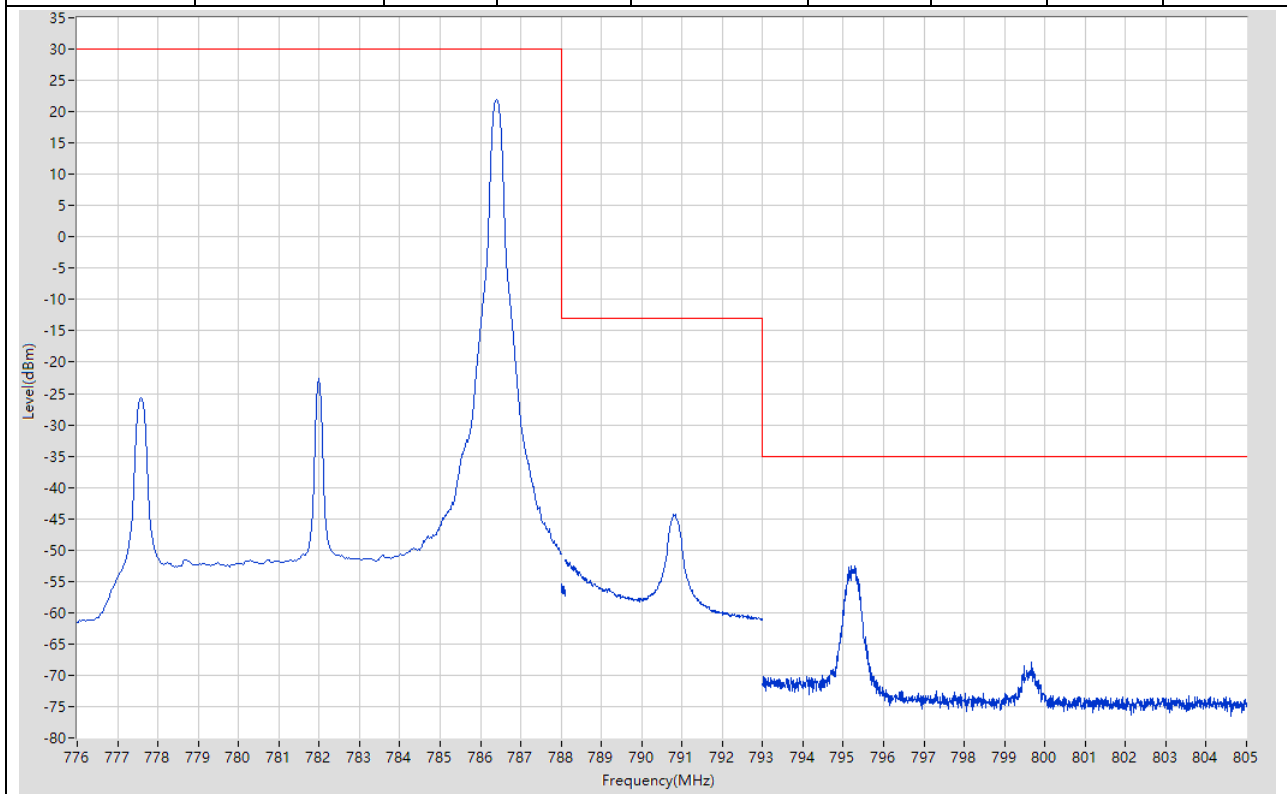
13.14. LTE Band Edge_Part22-24-27(NTNV)(Subtest:14, Channel:23230, Bandwidth:10, Modulation:QPSK, RB Number: 50, RB Position:LOW)

Start Frequency (MHz)	Stop Frequency (MHz)	RBW (MHz)	Detector	Frequency (MHz)	Power (dBm)	Limit (dBm)	Verdict	Sweep Point
776	788	0.1	RMS	781.22	5.31	30	Pass	401
788	788.1	0.03	RMS	788.006	-35.09	-13	Pass	401
788.1	793	0.1	RMS	788.125	-30.45	-13	Pass	401
793	805	0.01	RMS	793.04	-45.58	-35	Pass	1201



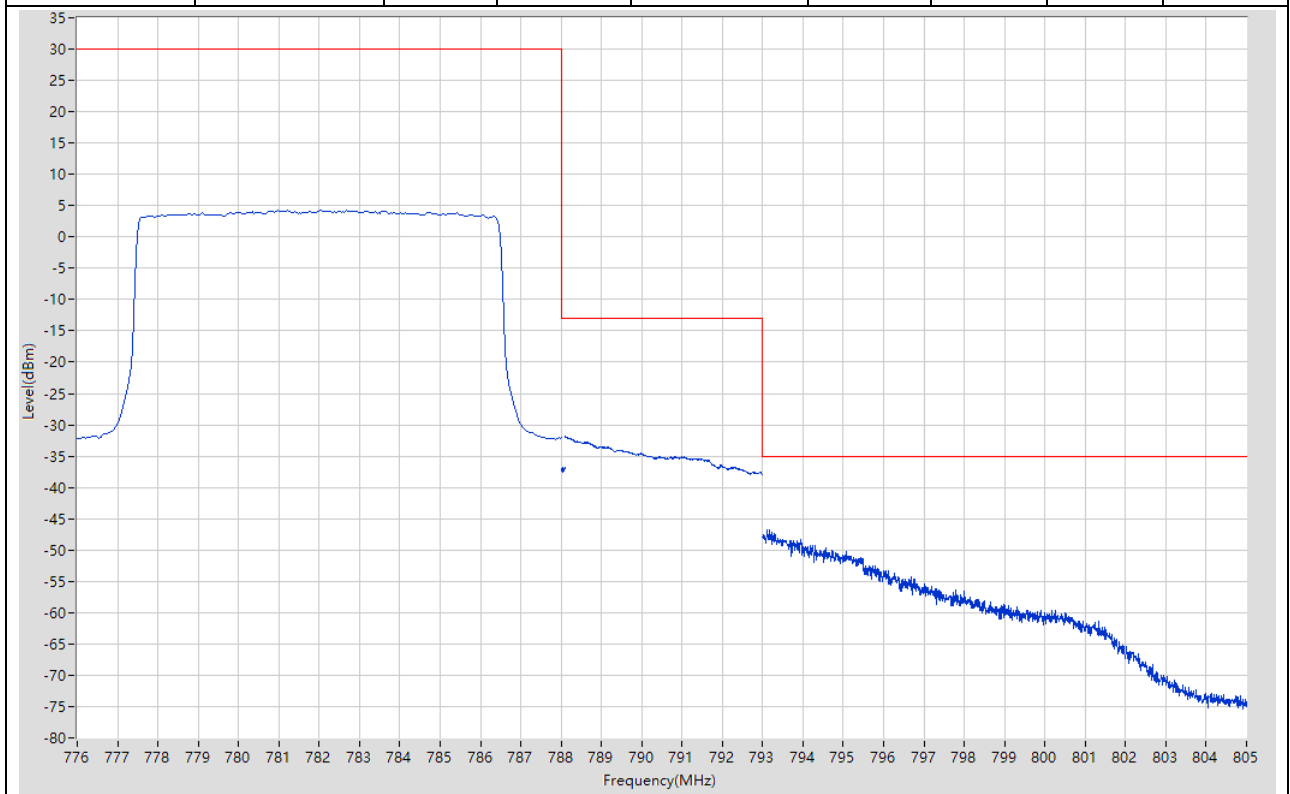
13.15. LTE Band Edge_Part22-24-27(NTNV)(Subtest:15, Channel:23230, Bandwidth:10, Modulation:Q16, RB Number: 1, RB Position:HIGH)

Start Frequency (MHz)	Stop Frequency (MHz)	RBW (MHz)	Detector	Frequency (MHz)	Power (dBm)	Limit (dBm)	Verdict	Sweep Point
776	788	0.1	RMS	786.41	21.98	30	Pass	401
788	788.1	0.03	RMS	788.002	-55.35	-13	Pass	401
788.1	793	0.1	RMS	790.832	-44.27	-13	Pass	401
793	805	0.01	RMS	795.19	-52.58	-35	Pass	1201



13.16. LTE Band Edge_Part22-24-27(NTNV)(Subtest:16, Channel:23230, Bandwidth:10, Modulation:Q16, RB Number: 50, RB Position:LOW)

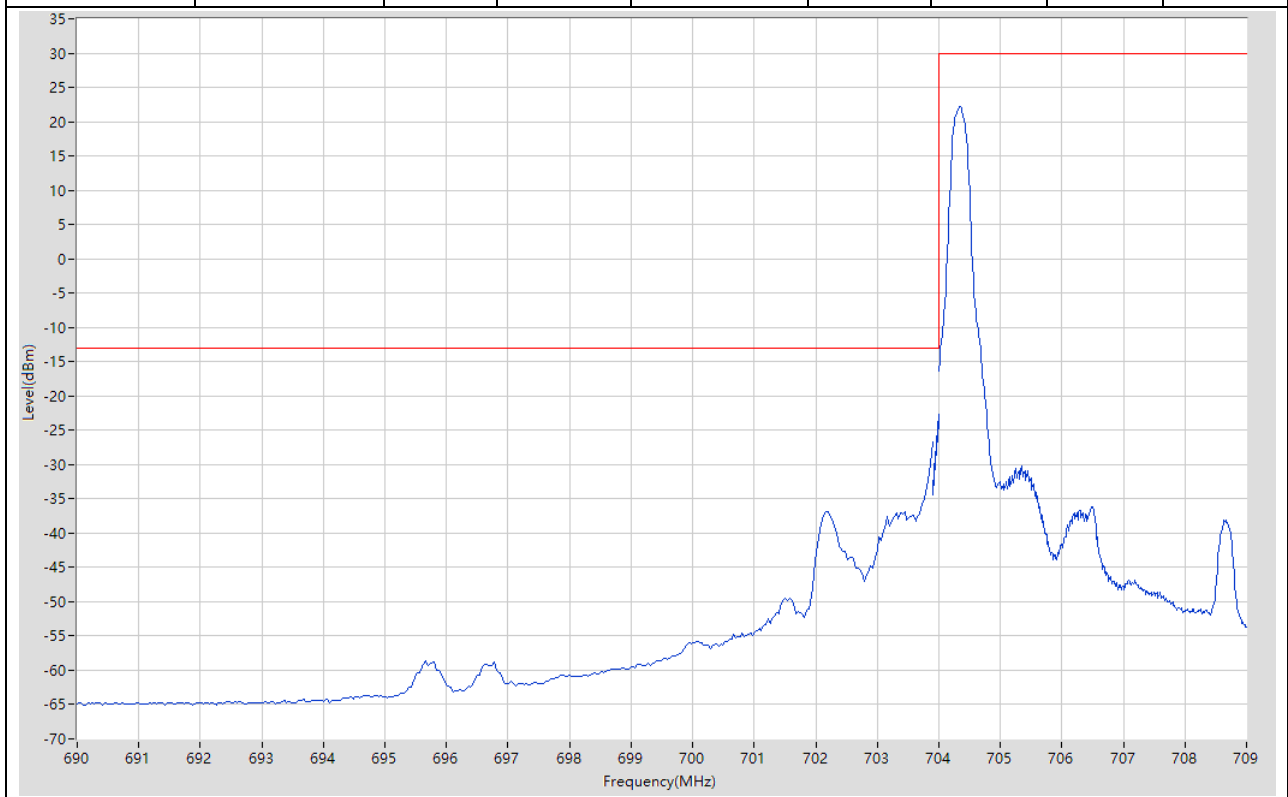
Start Frequency (MHz)	Stop Frequency (MHz)	RBW (MHz)	Detector	Frequency (MHz)	Power (dBm)	Limit (dBm)	Verdict	Sweep Point
776	788	0.1	RMS	782.03	4.26	30	Pass	401
788	788.1	0.03	RMS	788.099	-36.79	-13	Pass	401
788.1	793	0.1	RMS	788.1	-31.88	-13	Pass	401
793	805	0.01	RMS	793.11	-46.75	-35	Pass	1201



14. LTE_Band17

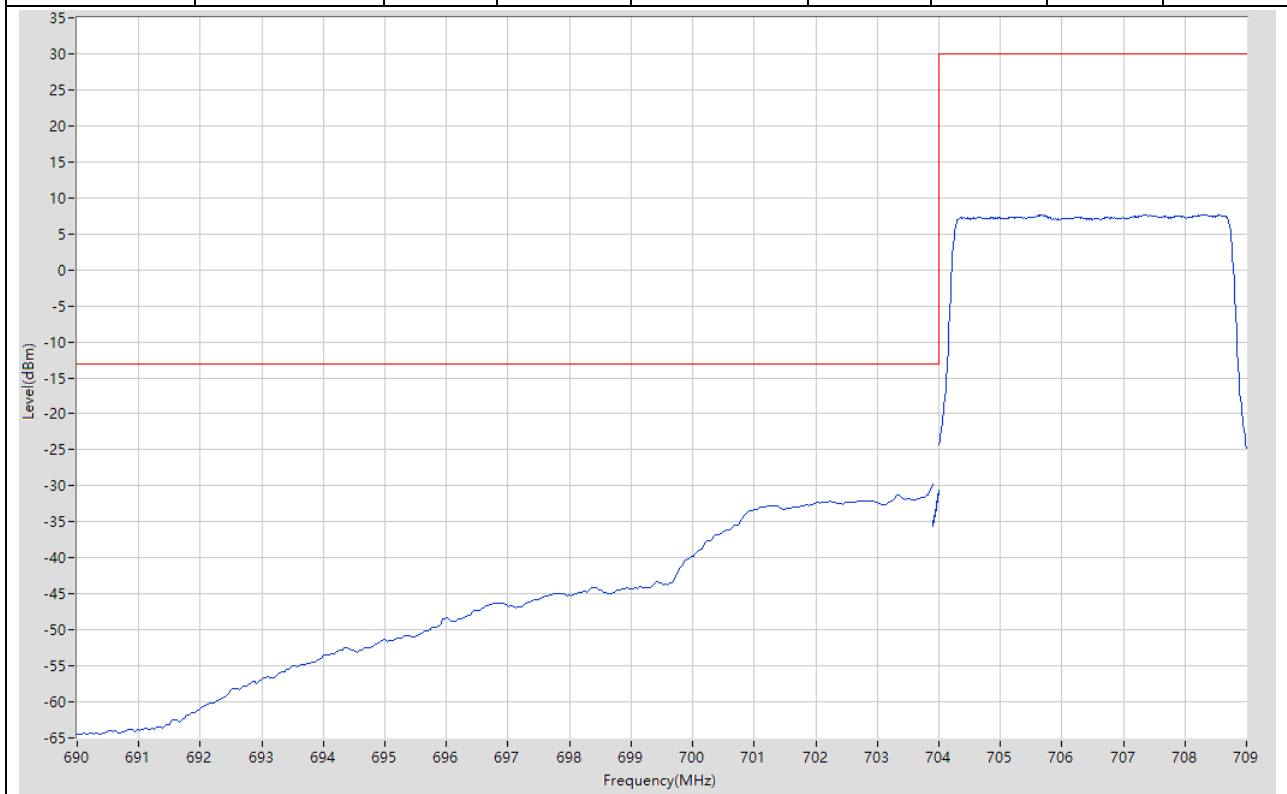
14.1. LTE Band Edge_Part22-24-27(NTNV)(Subtest:1, Channel:23755, Bandwidth:5, Modulation:QPSK, RB Number: 1, RB Position:LOW)

Start Frequency (MHz)	Stop Frequency (MHz)	RBW (MHz)	Detector	Frequency (MHz)	Power (dBm)	Limit (dBm)	Verdict	Sweep Point
690	703.9	0.1	RMS	703.9	-26.73	-13	Pass	401
703.9	704	0.03	RMS	704	-22.66	-13	Pass	401
704	709	0.1	RMS	704.338	22.25	30	Pass	401



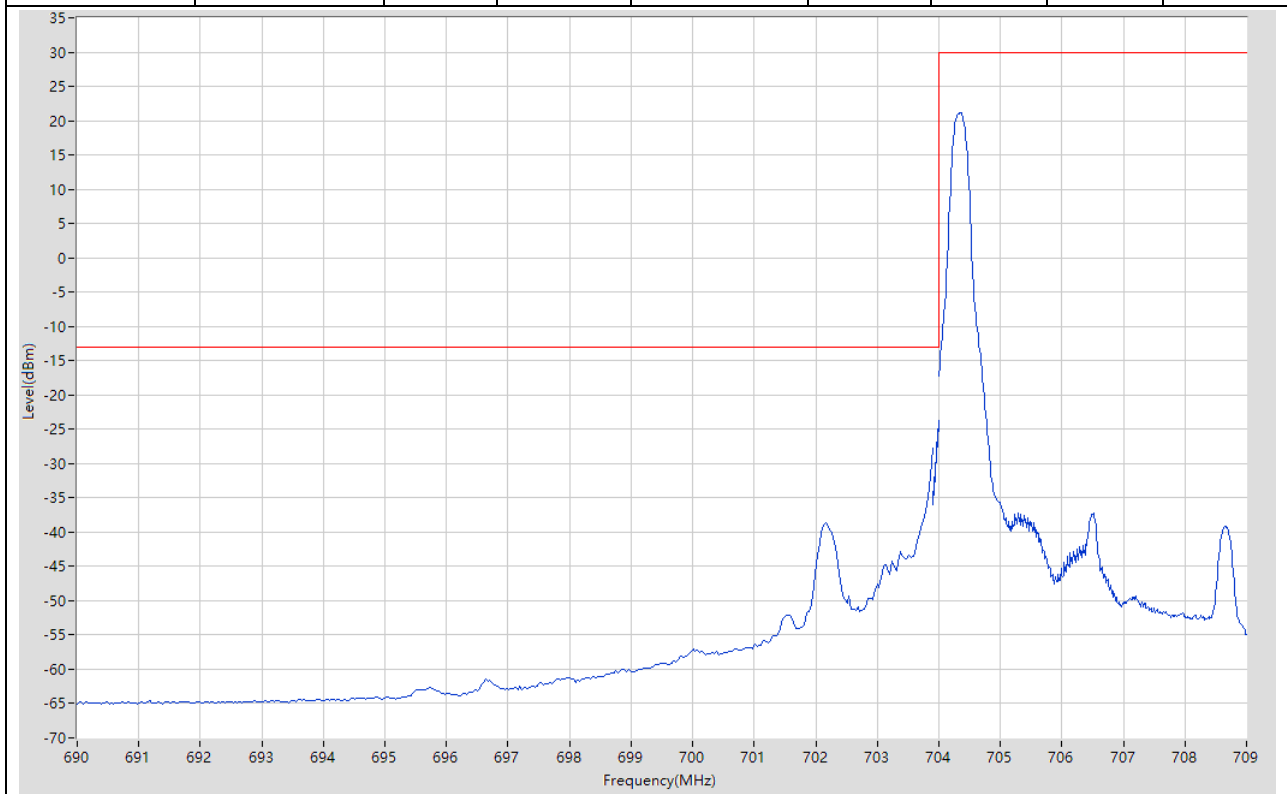
14.2. LTE Band Edge_Part22-24-27(NTNV)(Subtest:2, Channel:23755, Bandwidth:5, Modulation:QPSK, RB Number: 25, RB Position:LOW)

Start Frequency (MHz)	Stop Frequency (MHz)	RBW (MHz)	Detector	Frequency (MHz)	Power (dBm)	Limit (dBm)	Verdict	Sweep Point
690	703.9	0.1	RMS	703.9	-29.72	-13	Pass	401
703.9	704	0.03	RMS	704	-30.62	-13	Pass	401
704	709	0.1	RMS	705.688	7.65	30	Pass	401



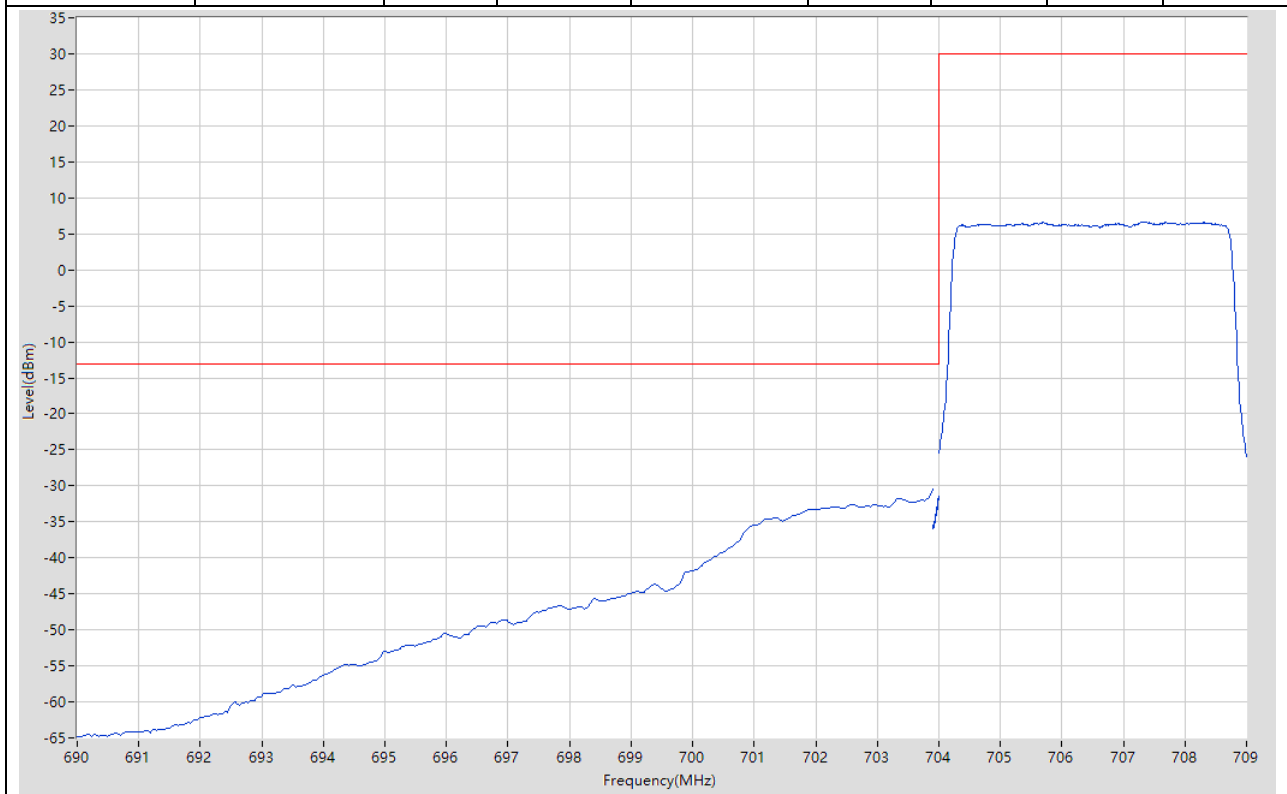
14.3. LTE Band Edge_Part22-24-27(NTNV)(Subtest:3, Channel:23755, Bandwidth:5, Modulation:Q16, RB Number: 1, RB Position:LOW)

Start Frequency (MHz)	Stop Frequency (MHz)	RBW (MHz)	Detector	Frequency (MHz)	Power (dBm)	Limit (dBm)	Verdict	Sweep Point
690	703.9	0.1	RMS	703.9	-27.78	-13	Pass	401
703.9	704	0.03	RMS	703.998	-23.81	-13	Pass	401
704	709	0.1	RMS	704.35	21.21	30	Pass	401



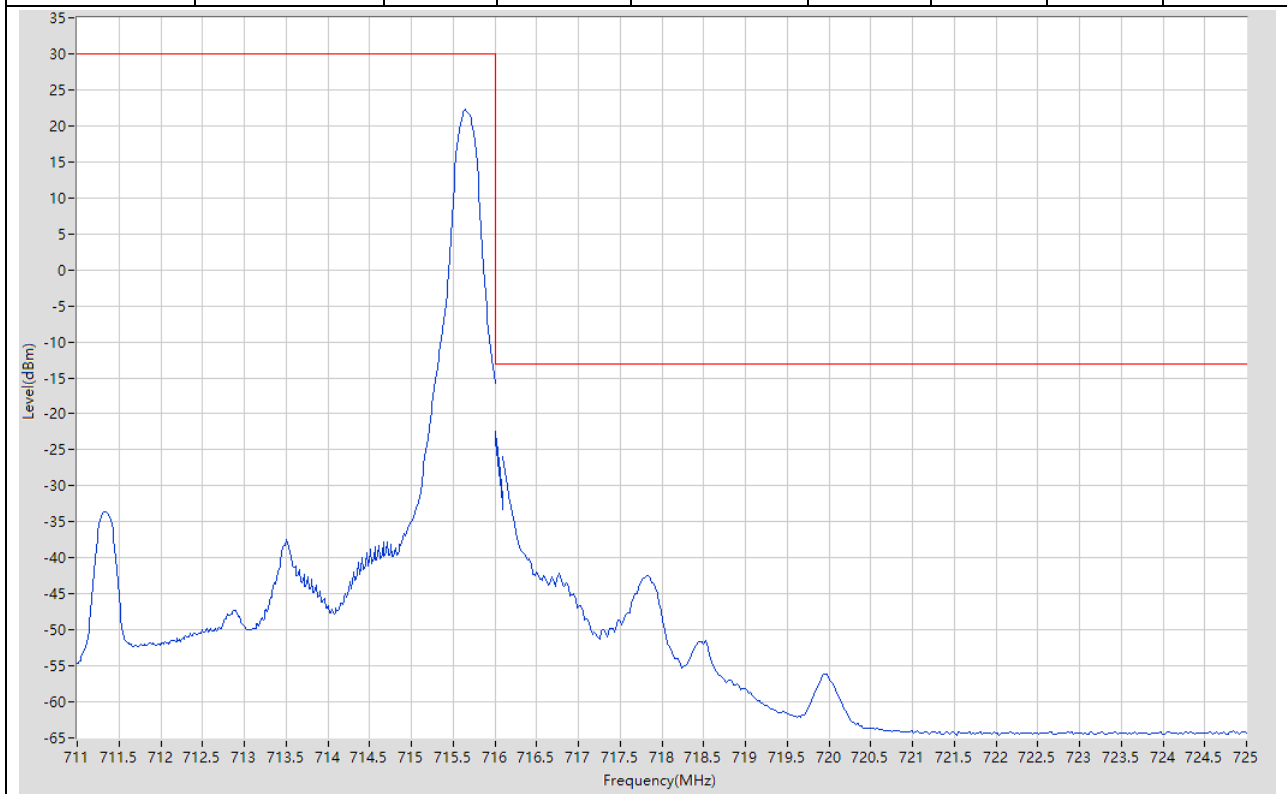
14.4. LTE Band Edge_Part22-24-27(NTNV)(Subtest:4, Channel:23755, Bandwidth:5, Modulation:Q16, RB Number: 25, RB Position:LOW)

Start Frequency (MHz)	Stop Frequency (MHz)	RBW (MHz)	Detector	Frequency (MHz)	Power (dBm)	Limit (dBm)	Verdict	Sweep Point
690	703.9	0.1	RMS	703.9	-30.44	-13	Pass	401
703.9	704	0.03	RMS	704	-31.38	-13	Pass	401
704	709	0.1	RMS	707.325	6.69	30	Pass	401



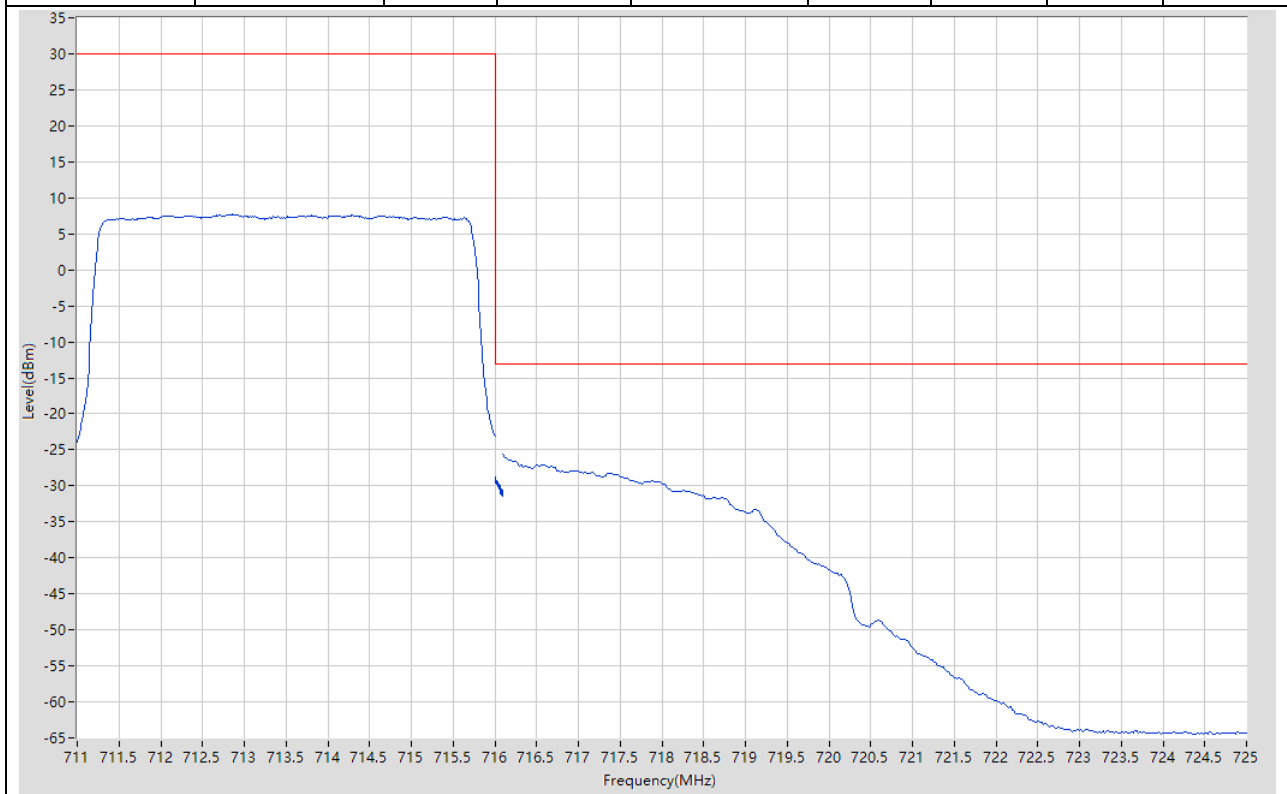
14.5. LTE Band Edge_Part22-24-27(NTNV)(Subtest:5, Channel:23825, Bandwidth:5, Modulation:QPSK, RB Number: 1, RB Position:HIGH)

Start Frequency (MHz)	Stop Frequency (MHz)	RBW (MHz)	Detector	Frequency (MHz)	Power (dBm)	Limit (dBm)	Verdict	Sweep Point
711	716	0.1	RMS	715.65	22.26	30	Pass	401
716	716.1	0.03	RMS	716.004	-22.44	-13	Pass	401
716.1	725	0.1	RMS	716.1	-25.99	-13	Pass	401



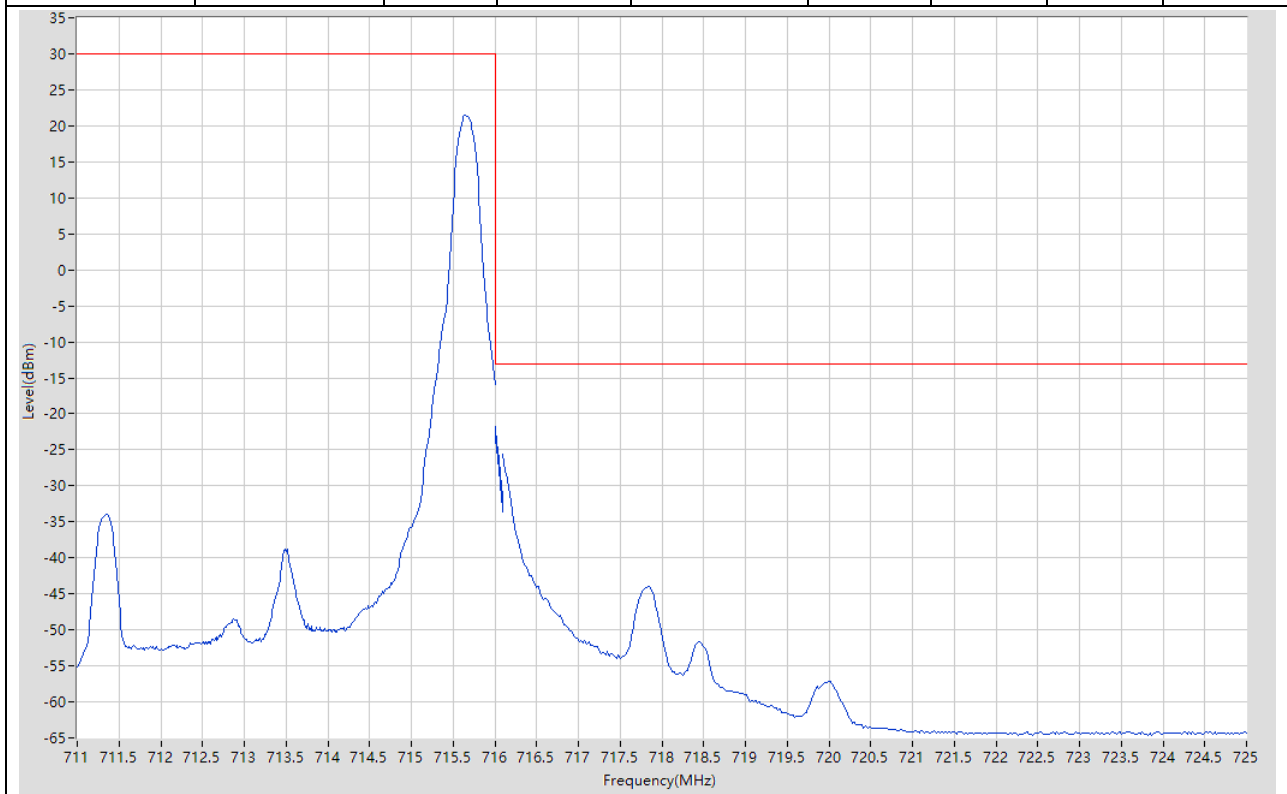
14.6. LTE Band Edge_Part22-24-27(NTNV)(Subtest:6, Channel:23825, Bandwidth:5, Modulation:QPSK, RB Number: 25, RB Position:HIGH)

Start Frequency (MHz)	Stop Frequency (MHz)	RBW (MHz)	Detector	Frequency (MHz)	Power (dBm)	Limit (dBm)	Verdict	Sweep Point
711	716	0.1	RMS	712.863	7.71	30	Pass	401
716	716.1	0.03	RMS	716.001	-28.78	-13	Pass	401
716.1	725	0.1	RMS	716.1	-25.61	-13	Pass	401



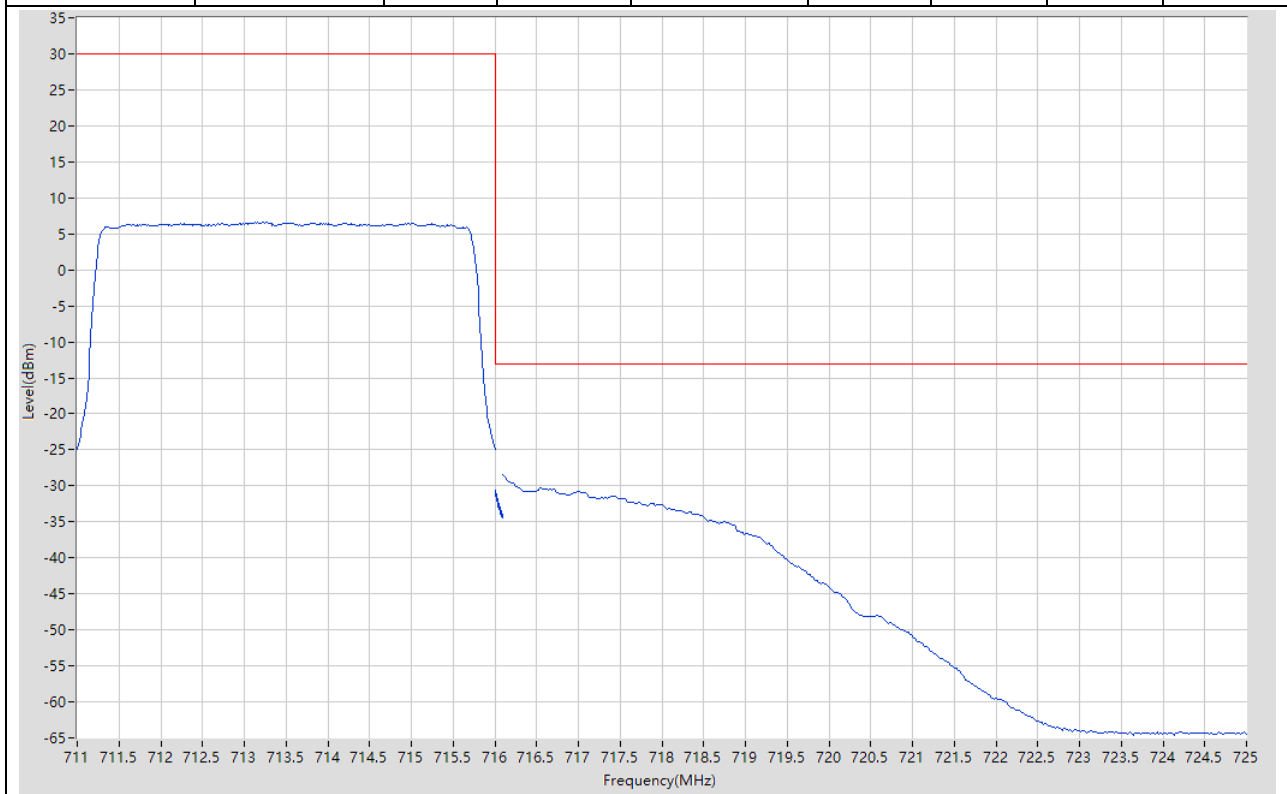
14.7. LTE Band Edge_Part22-24-27(NTNV)(Subtest:7, Channel:23825, Bandwidth:5, Modulation:Q16, RB Number: 1, RB Position:HIGH)

Start Frequency (MHz)	Stop Frequency (MHz)	RBW (MHz)	Detector	Frequency (MHz)	Power (dBm)	Limit (dBm)	Verdict	Sweep Point
711	716	0.1	RMS	715.65	21.55	30	Pass	401
716	716.1	0.03	RMS	716.002	-21.78	-13	Pass	401
716.1	725	0.1	RMS	716.1	-25.67	-13	Pass	401



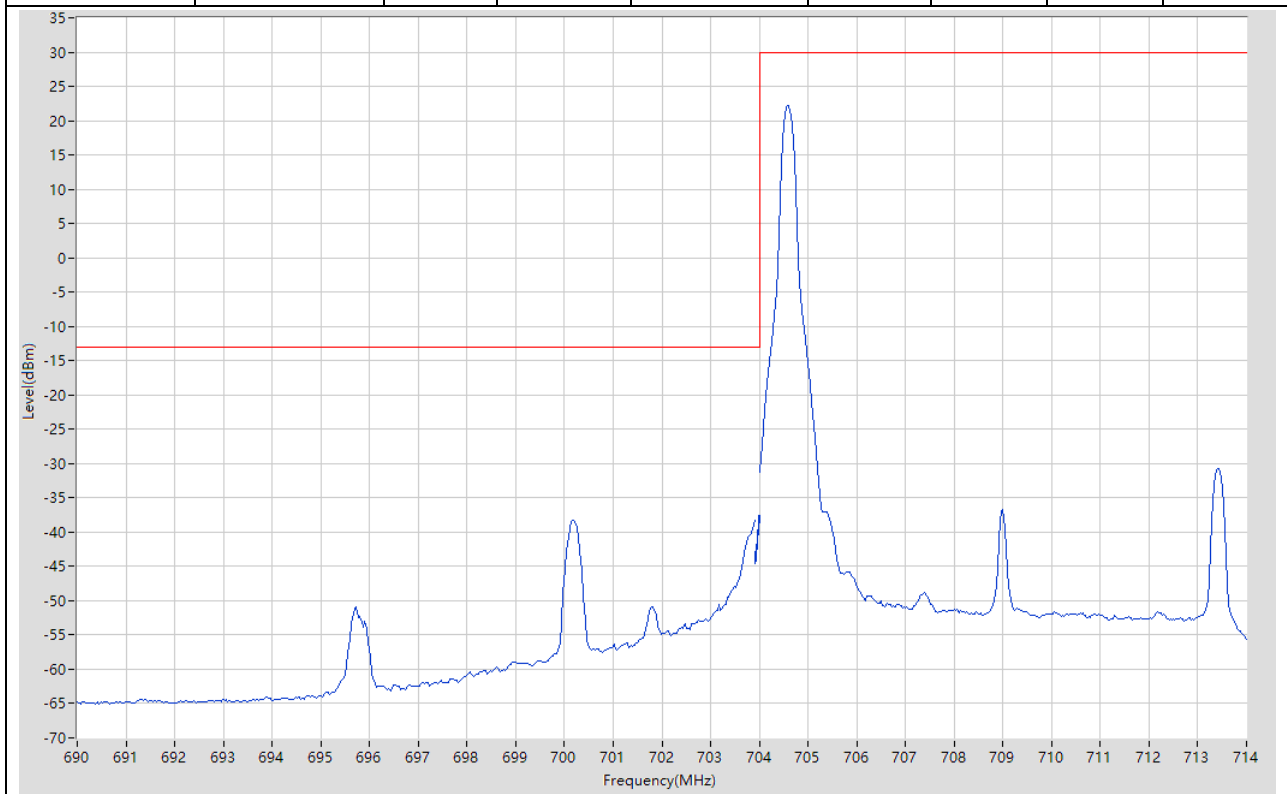
14.8. LTE Band Edge_Part22-24-27(NTNV)(Subtest:8, Channel:23825, Bandwidth:5, Modulation:Q16, RB Number: 25, RB Position:HIGH)

Start Frequency (MHz)	Stop Frequency (MHz)	RBW (MHz)	Detector	Frequency (MHz)	Power (dBm)	Limit (dBm)	Verdict	Sweep Point
711	716	0.1	RMS	713.275	6.64	30	Pass	401
716	716.1	0.03	RMS	716.002	-30.58	-13	Pass	401
716.1	725	0.1	RMS	716.1	-28.49	-13	Pass	401



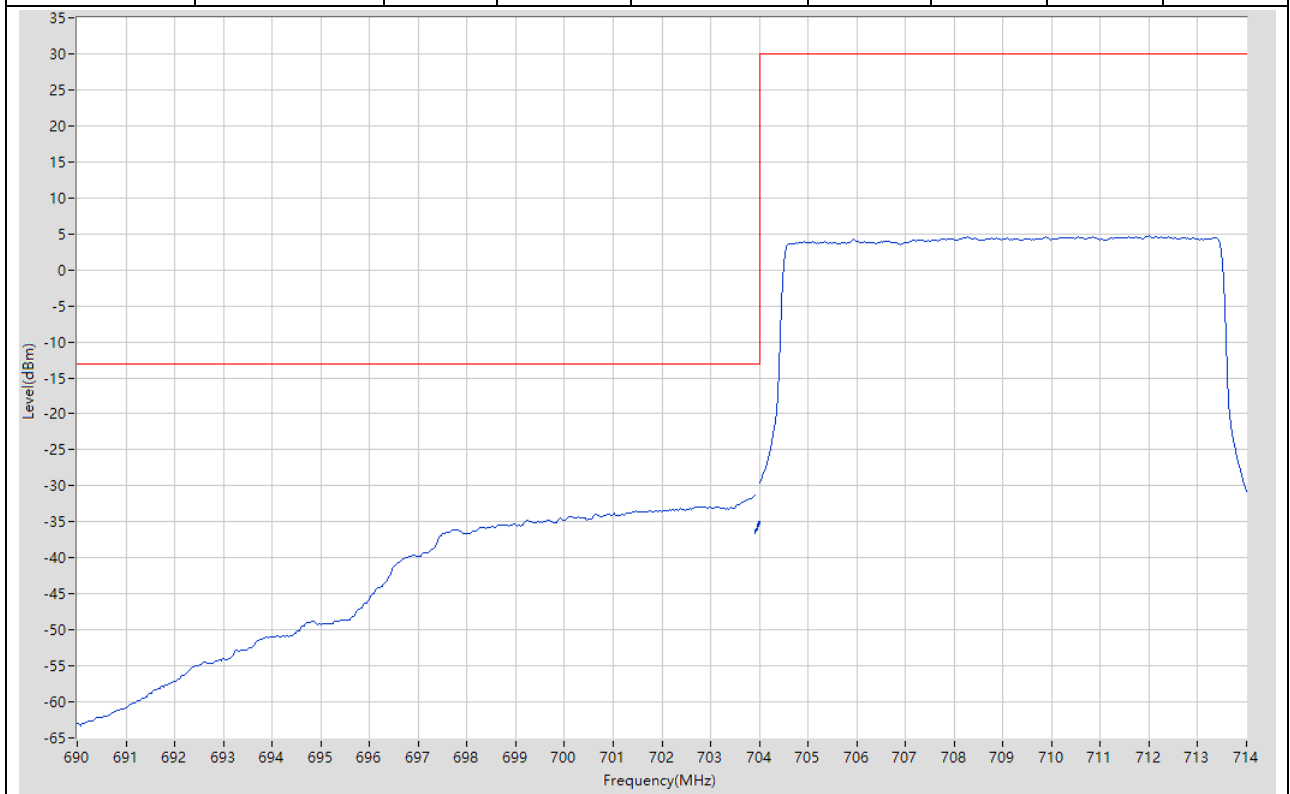
14.9. LTE Band Edge_Part22-24-27(NTNV)(Subtest:9, Channel:23780, Bandwidth:10, Modulation:QPSK, RB Number: 1, RB Position:LOW)

Start Frequency (MHz)	Stop Frequency (MHz)	RBW (MHz)	Detector	Frequency (MHz)	Power (dBm)	Limit (dBm)	Verdict	Sweep Point
690	703.9	0.1	RMS	700.182	-38.23	-13	Pass	401
703.9	704	0.03	RMS	704	-37.49	-13	Pass	401
704	714	0.1	RMS	704.575	22.15	30	Pass	401



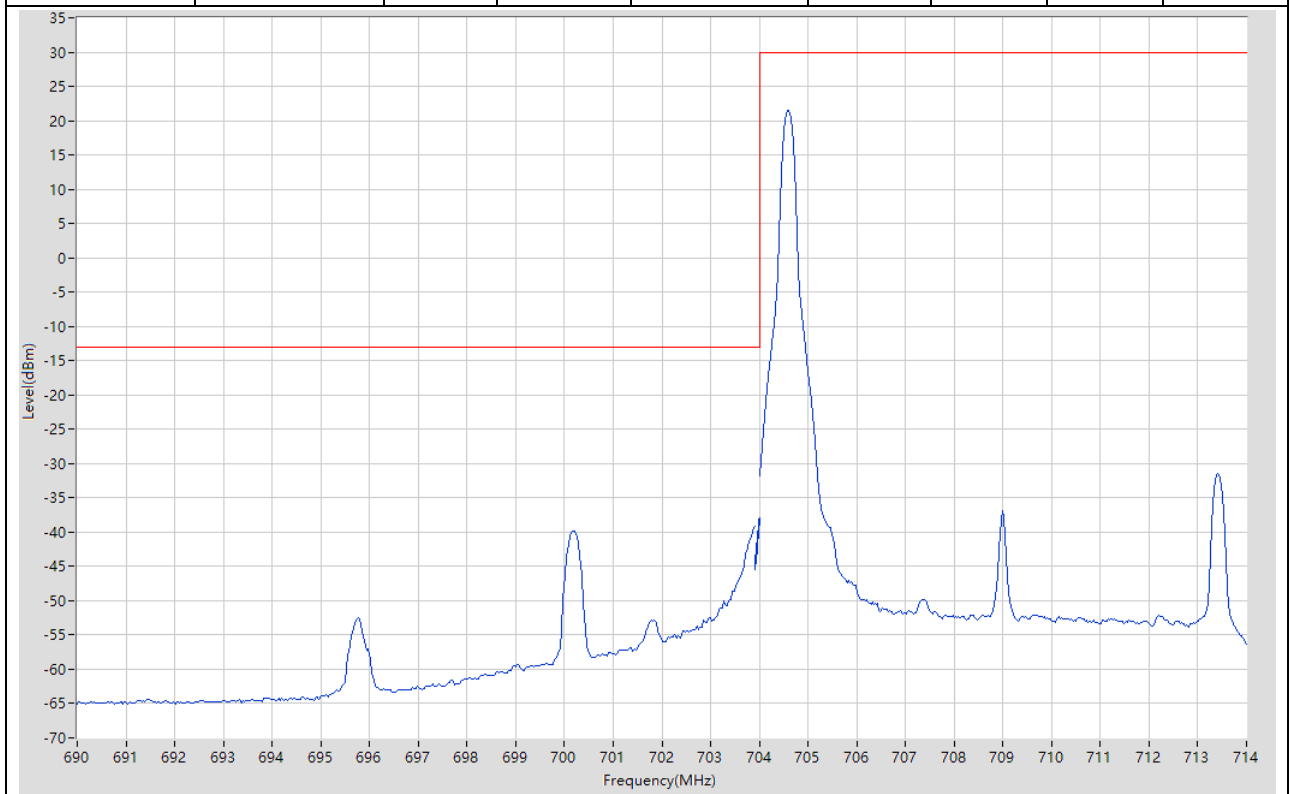
14.10. LTE Band Edge_Part22-24-27(NTNV)(Subtest:10, Channel:23780, Bandwidth:10, Modulation:QPSK, RB Number: 50, RB Position:LOW)

Start Frequency (MHz)	Stop Frequency (MHz)	RBW (MHz)	Detector	Frequency (MHz)	Power (dBm)	Limit (dBm)	Verdict	Sweep Point
690	703.9	0.1	RMS	703.9	-31.32	-13	Pass	401
703.9	704	0.03	RMS	704	-34.87	-13	Pass	401
704	714	0.1	RMS	712	4.82	30	Pass	401



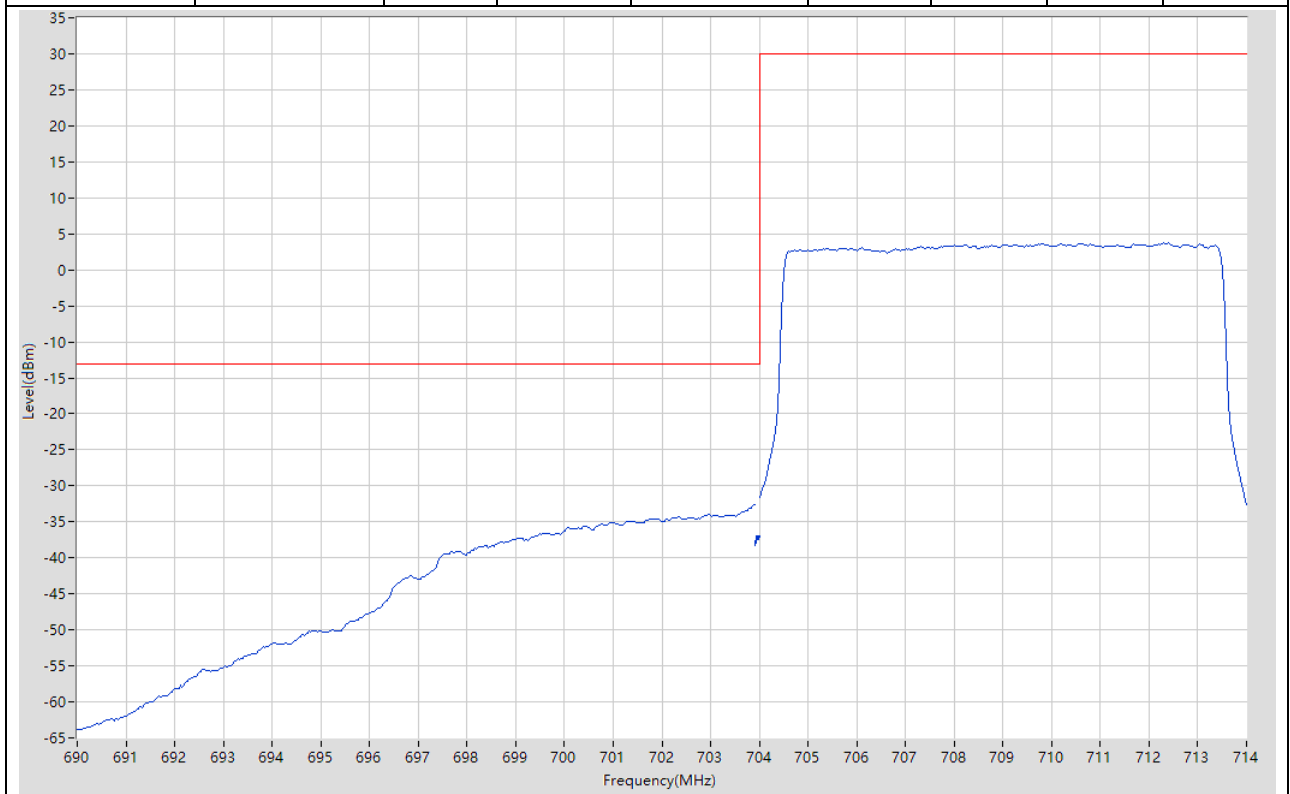
14.11. LTE Band Edge_Part22-24-27(NTNV)(Subtest:11, Channel:23780, Bandwidth:10, Modulation:Q16, RB Number: 1, RB Position:LOW)

Start Frequency (MHz)	Stop Frequency (MHz)	RBW (MHz)	Detector	Frequency (MHz)	Power (dBm)	Limit (dBm)	Verdict	Sweep Point
690	703.9	0.1	RMS	703.9	-39.21	-13	Pass	401
703.9	704	0.03	RMS	704	-37.85	-13	Pass	401
704	714	0.1	RMS	704.6	21.46	30	Pass	401



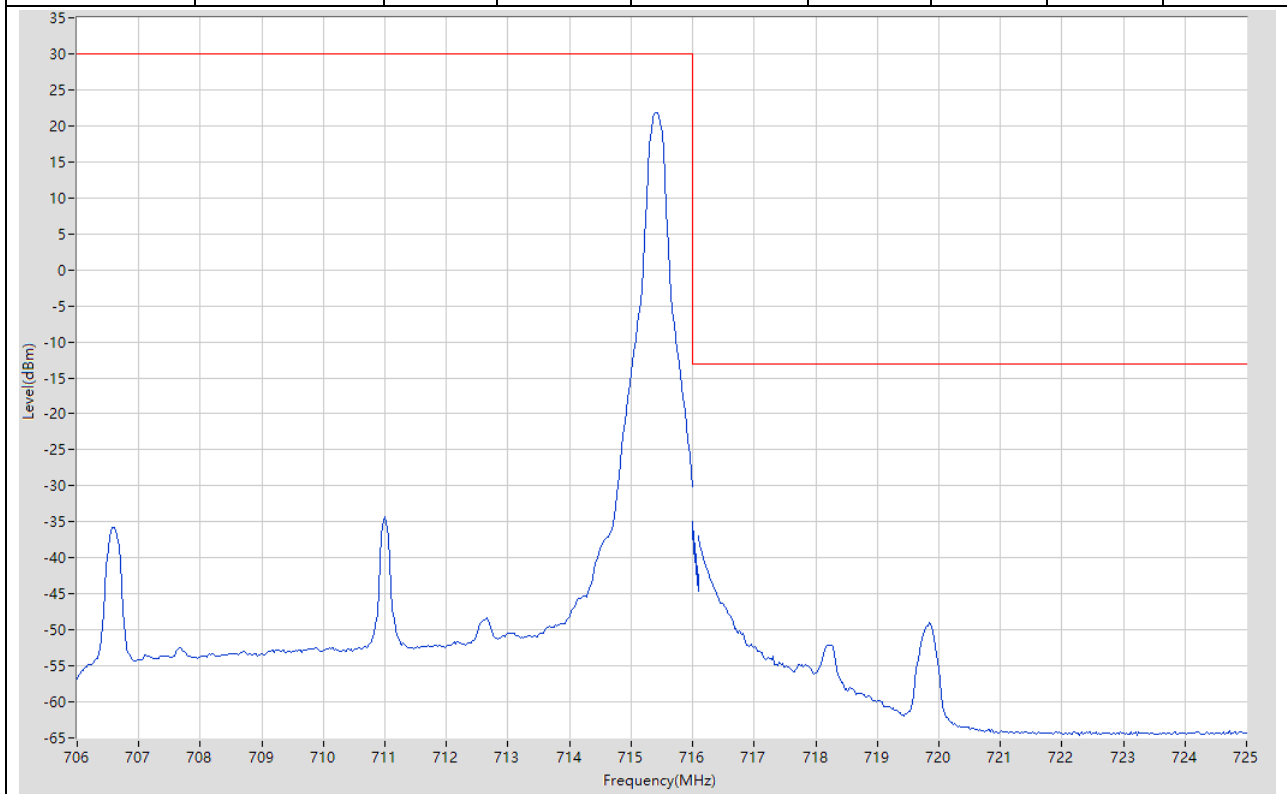
14.12. LTE Band Edge_Part22-24-27(NTNV)(Subtest:12, Channel:23780, Bandwidth:10, Modulation:Q16, RB Number: 50, RB Position:LOW)

Start Frequency (MHz)	Stop Frequency (MHz)	RBW (MHz)	Detector	Frequency (MHz)	Power (dBm)	Limit (dBm)	Verdict	Sweep Point
690	703.9	0.1	RMS	703.9	-32.61	-13	Pass	401
703.9	704	0.03	RMS	704	-36.95	-13	Pass	401
704	714	0.1	RMS	712.4	3.74	30	Pass	401



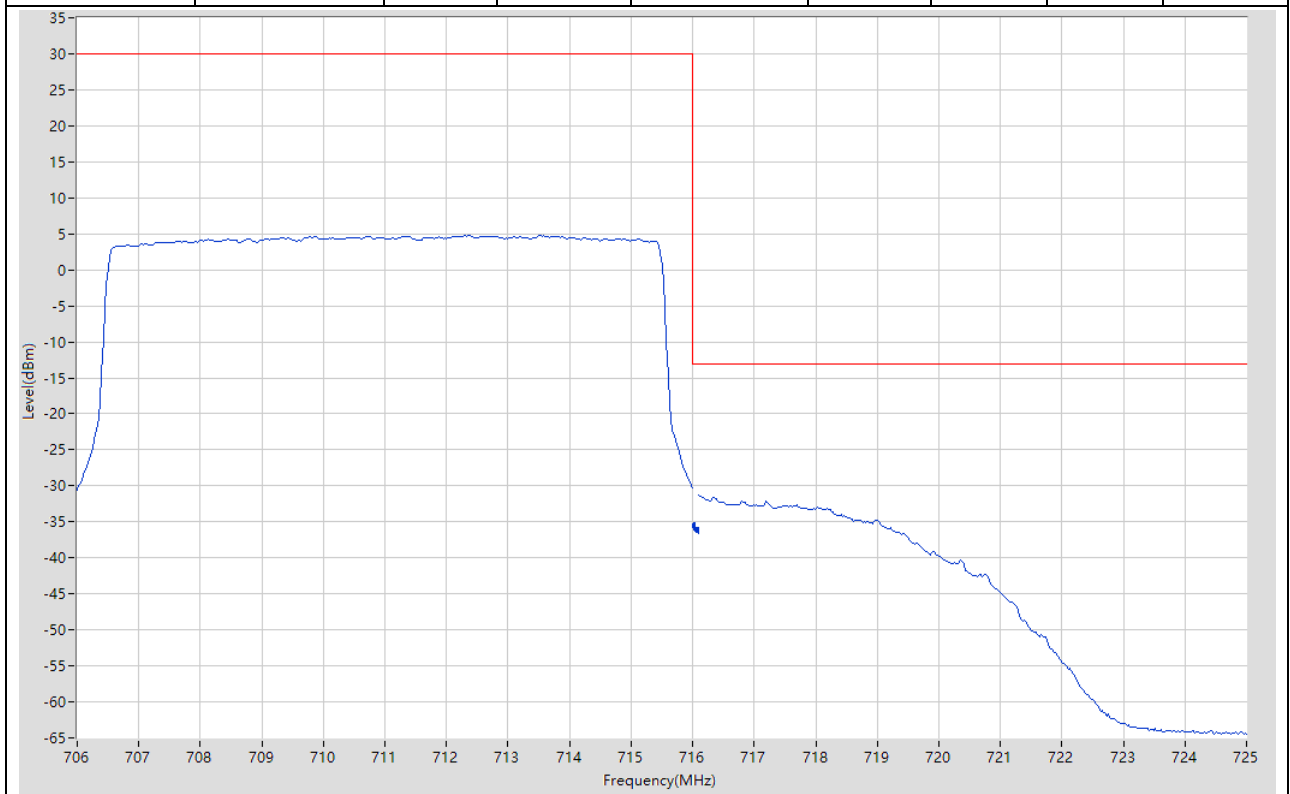
14.13. LTE Band Edge_Part22-24-27(NTNV)(Subtest:13, Channel:23800, Bandwidth:10, Modulation:QPSK, RB Number: 1, RB Position:HIGH)

Start Frequency (MHz)	Stop Frequency (MHz)	RBW (MHz)	Detector	Frequency (MHz)	Power (dBm)	Limit (dBm)	Verdict	Sweep Point
706	716	0.1	RMS	715.4	21.85	30	Pass	401
716	716.1	0.03	RMS	716.001	-35	-13	Pass	401
716.1	725	0.1	RMS	716.1	-36.89	-13	Pass	401



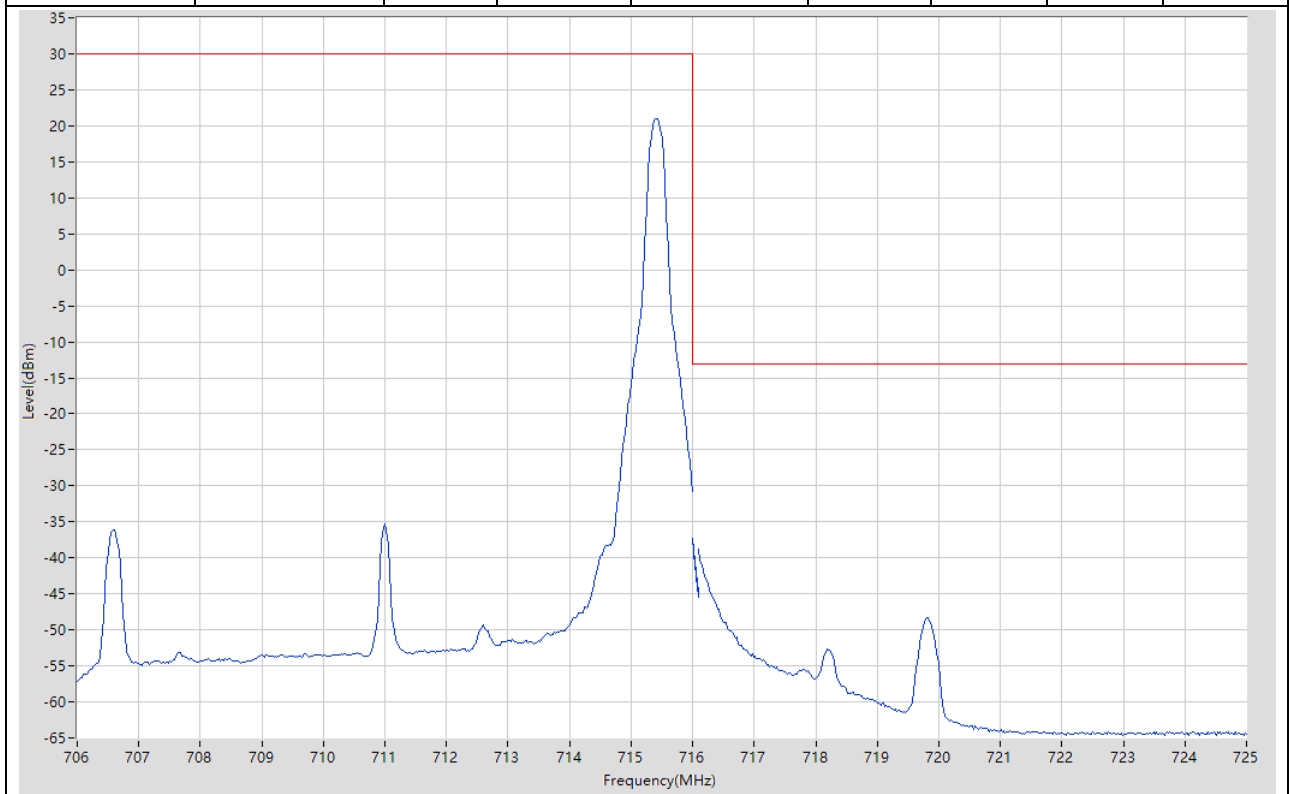
14.14. LTE Band Edge_Part22-24-27(NTNV)(Subtest:14, Channel:23800, Bandwidth:10, Modulation:QPSK, RB Number: 50, RB Position:HIGH)

Start Frequency (MHz)	Stop Frequency (MHz)	RBW (MHz)	Detector	Frequency (MHz)	Power (dBm)	Limit (dBm)	Verdict	Sweep Point
706	716	0.1	RMS	712.3	4.78	30	Pass	401
716	716.1	0.03	RMS	716.018	-35.03	-13	Pass	401
716.1	725	0.1	RMS	716.1	-31.22	-13	Pass	401



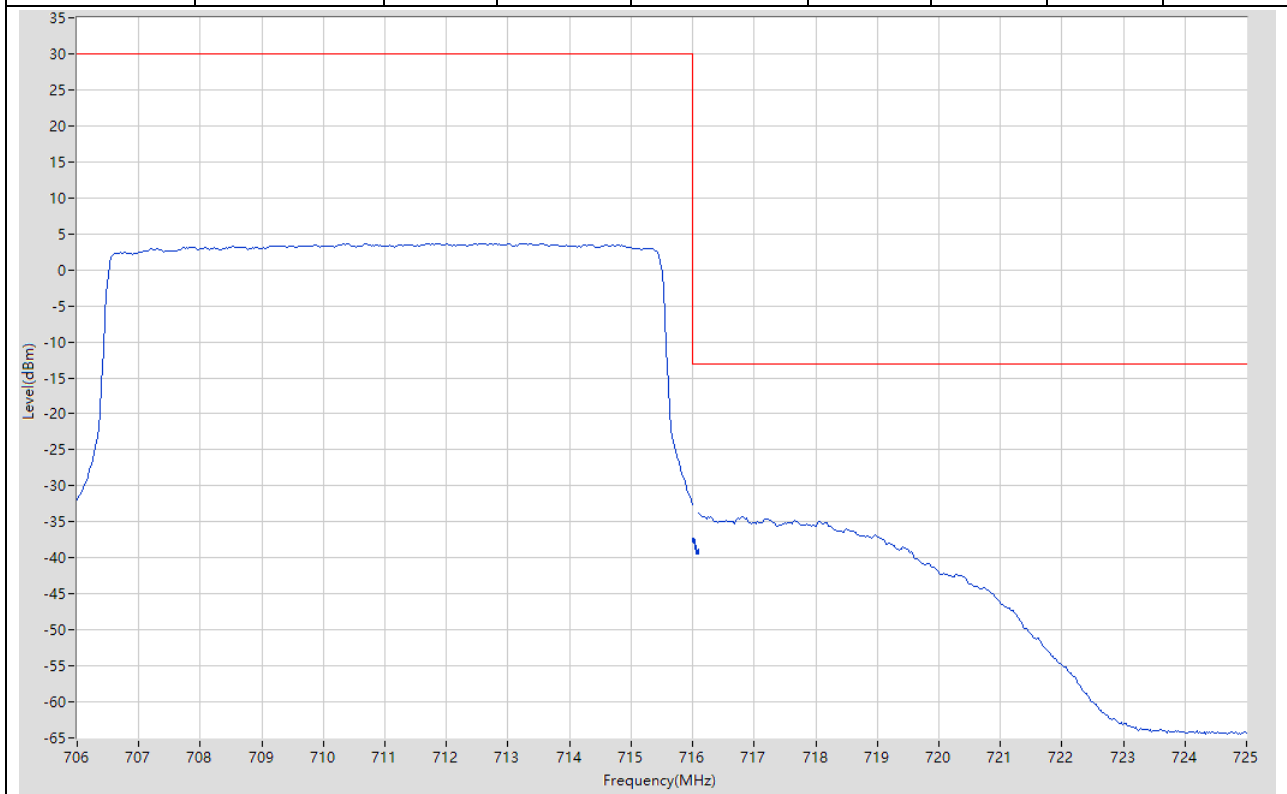
14.15. LTE Band Edge_Part22-24-27(NTNV)(Subtest:15, Channel:23800, Bandwidth:10, Modulation:Q16, RB Number: 1, RB Position:HIGH)

Start Frequency (MHz)	Stop Frequency (MHz)	RBW (MHz)	Detector	Frequency (MHz)	Power (dBm)	Limit (dBm)	Verdict	Sweep Point
706	716	0.1	RMS	715.4	21.02	30	Pass	401
716	716.1	0.03	RMS	716.001	-37.34	-13	Pass	401
716.1	725	0.1	RMS	716.1	-38.83	-13	Pass	401



14.16. LTE Band Edge_Part22-24-27(NTNV)(Subtest:16, Channel:23800, Bandwidth:10, Modulation:Q16, RB Number: 50, RB Position:HIGH)

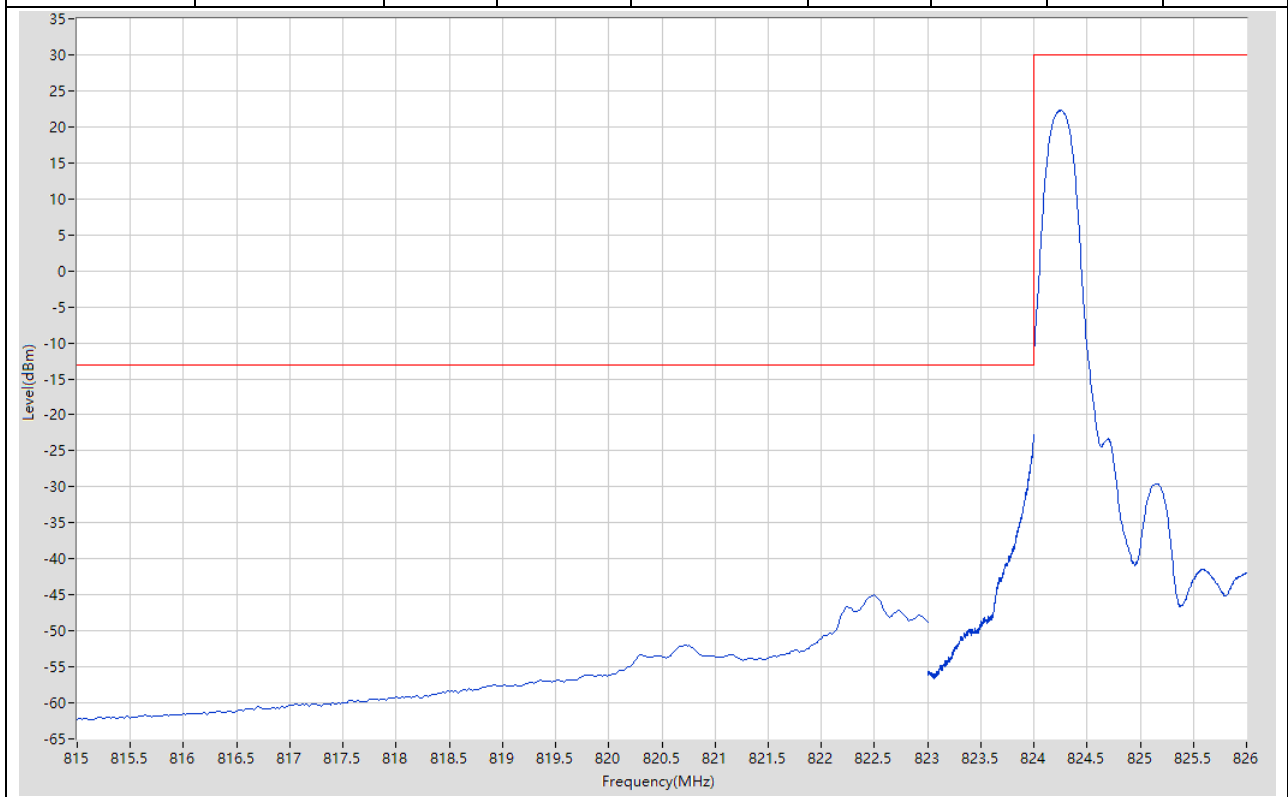
Start Frequency (MHz)	Stop Frequency (MHz)	RBW (MHz)	Detector	Frequency (MHz)	Power (dBm)	Limit (dBm)	Verdict	Sweep Point
706	716	0.1	RMS	713.225	3.64	30	Pass	401
716	716.1	0.03	RMS	716.004	-37.27	-13	Pass	401
716.1	725	0.1	RMS	716.1	-33.83	-13	Pass	401



15. LTE_Band26(part22)

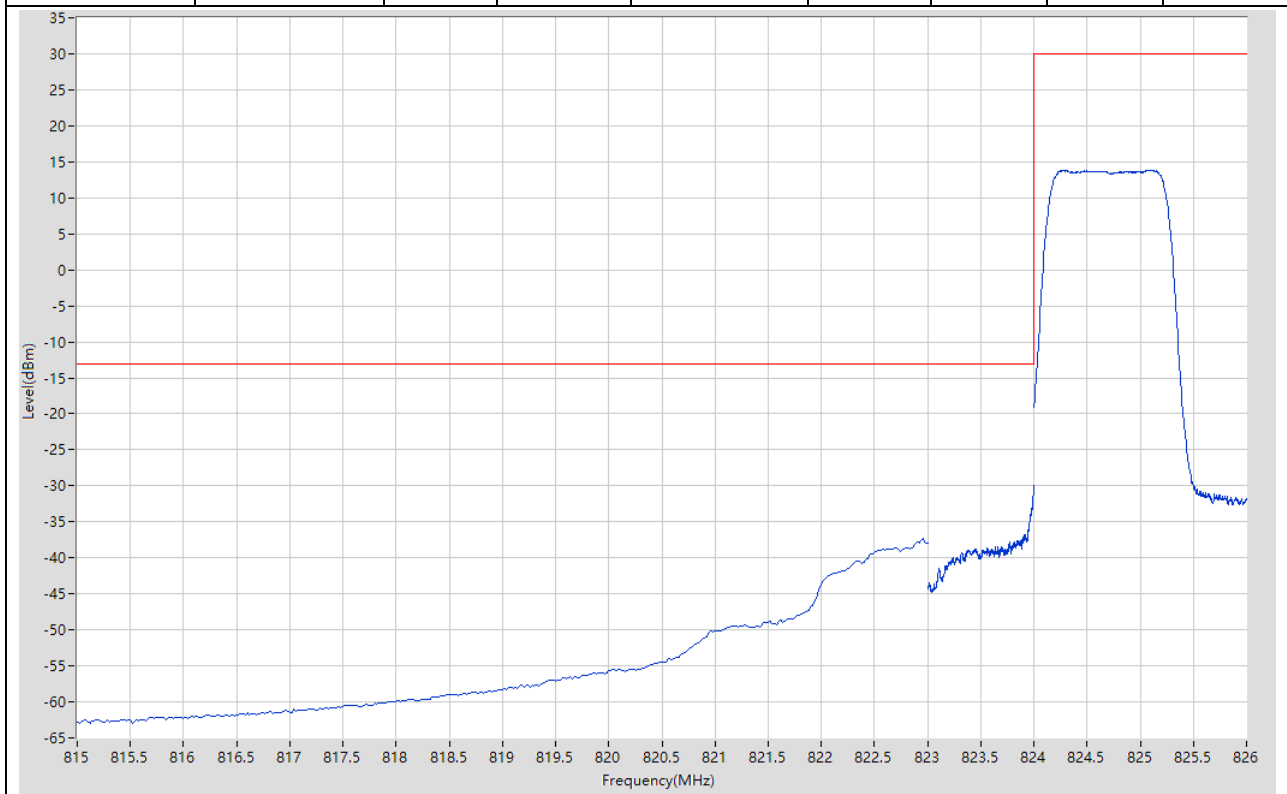
15.1. LTE Band Edge_Part22-24-27(NTNV)(Subtest:1, Channel:26797, Bandwidth:1.4, Modulation:QPSK, RB Number: 1, RB Position:LOW)

Start Frequency (MHz)	Stop Frequency (MHz)	RBW (MHz)	Detector	Frequency (MHz)	Power (dBm)	Limit (dBm)	Verdict	Sweep Point
815	823	0.1	RMS	822.5	-44.97	-13	Pass	401
823	824	0.02	RMS	824	-22.69	-13	Pass	401
824	826	0.1	RMS	824.25	22.28	30	Pass	401



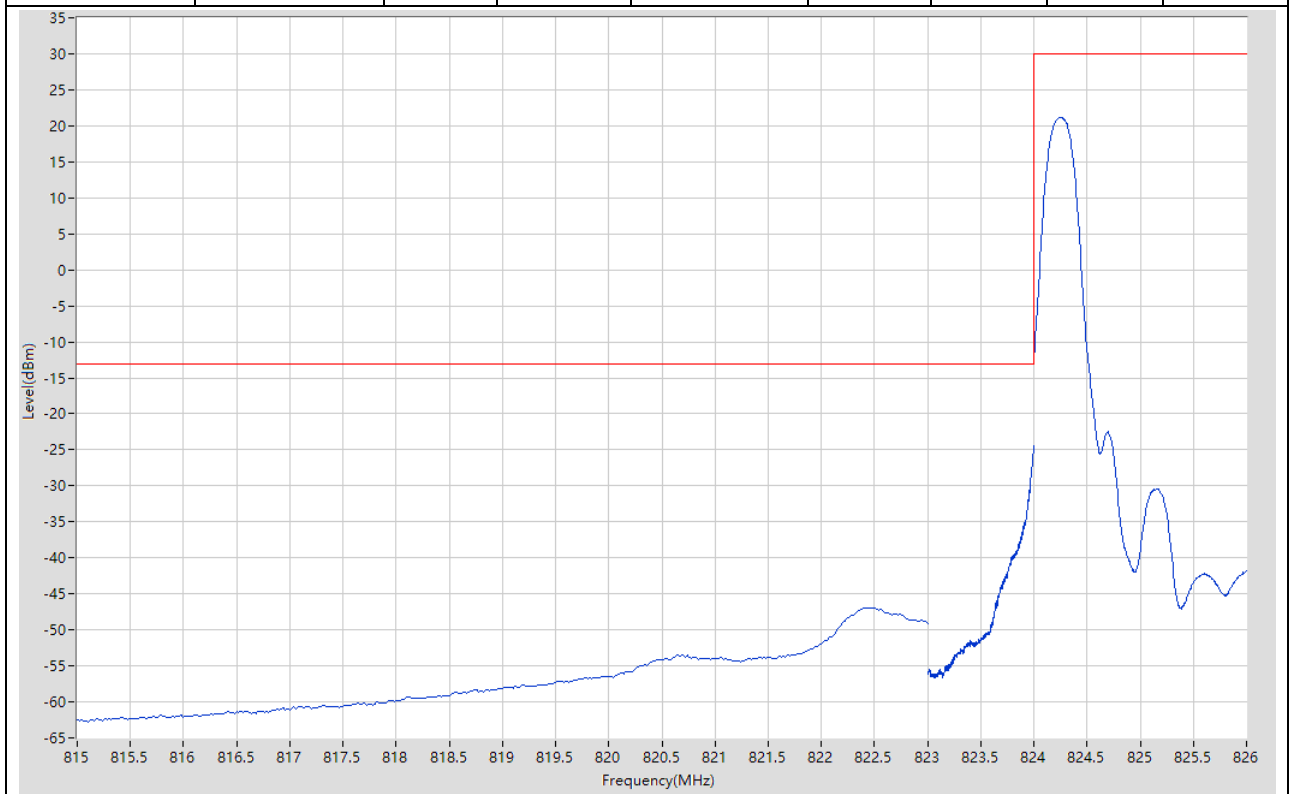
15.2. LTE Band Edge_Part22-24-27(NTNV)(Subtest:2, Channel:26797, Bandwidth:1.4, Modulation:QPSK, RB Number: 6, RB Position:LOW)

Start Frequency (MHz)	Stop Frequency (MHz)	RBW (MHz)	Detector	Frequency (MHz)	Power (dBm)	Limit (dBm)	Verdict	Sweep Point
815	823	0.1	RMS	822.96	-37.37	-13	Pass	401
823	824	0.02	RMS	824	-29.93	-13	Pass	401
824	826	0.1	RMS	825.115	13.83	30	Pass	401



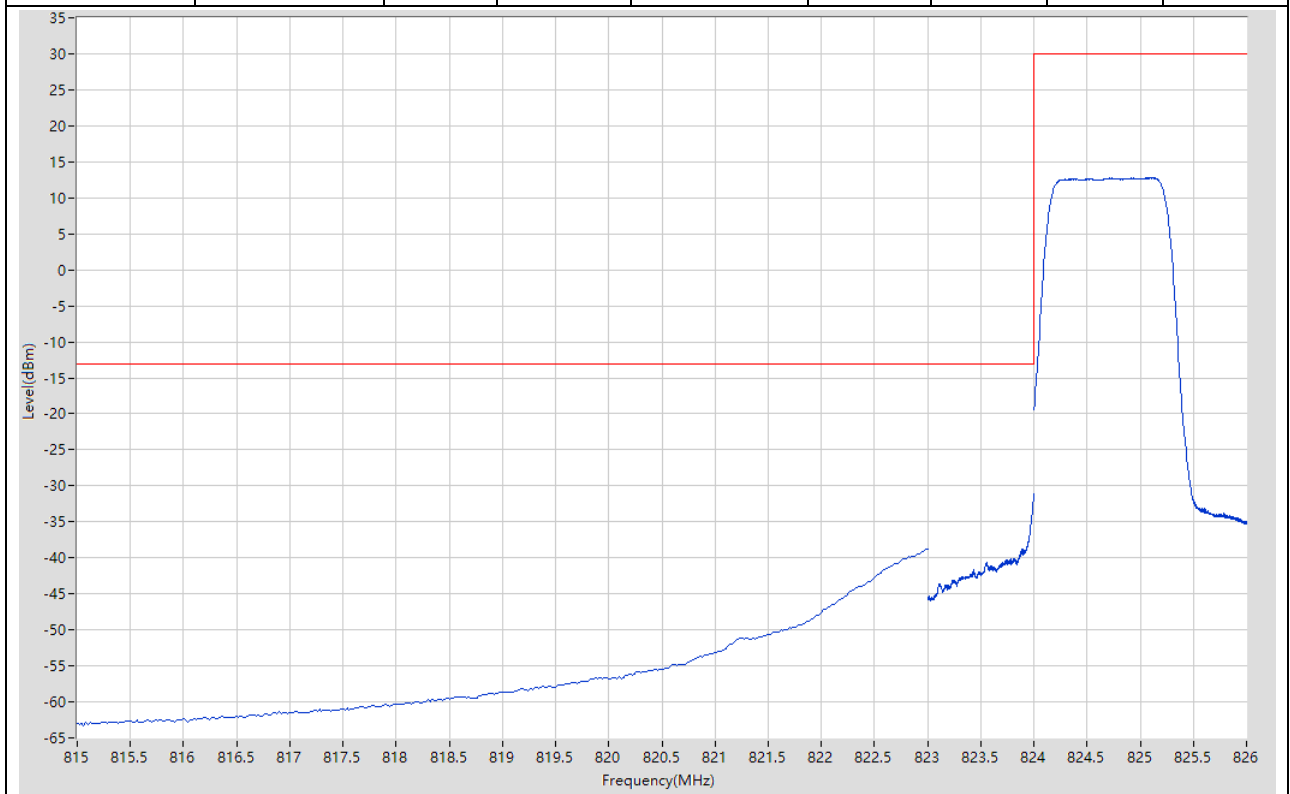
15.3. LTE Band Edge_Part22-24-27(NTNV)(Subtest:3, Channel:26797, Bandwidth:1.4, Modulation:Q16, RB Number: 1, RB Position:LOW)

Start Frequency (MHz)	Stop Frequency (MHz)	RBW (MHz)	Detector	Frequency (MHz)	Power (dBm)	Limit (dBm)	Verdict	Sweep Point
815	823	0.1	RMS	822.44	-46.89	-13	Pass	401
823	824	0.02	RMS	824	-24.37	-13	Pass	401
824	826	0.1	RMS	824.25	21.16	30	Pass	401



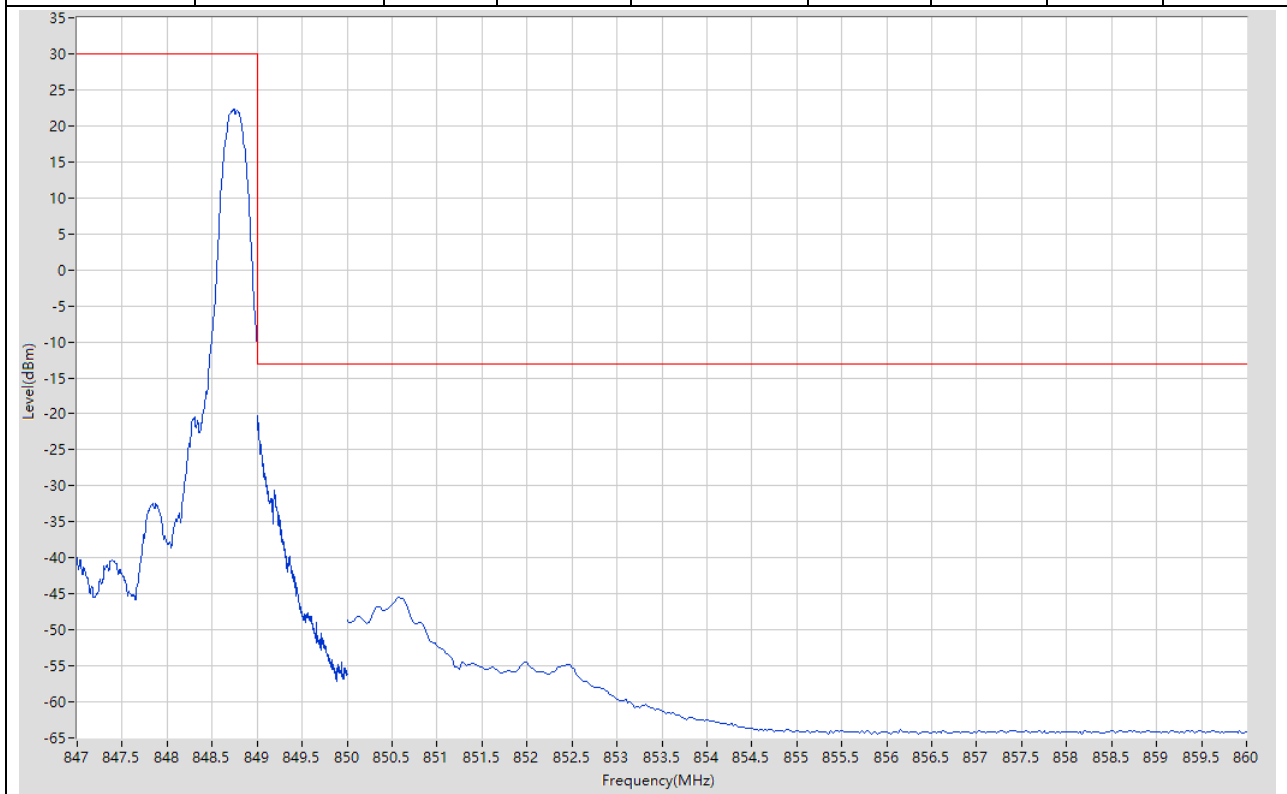
15.4. LTE Band Edge_Part22-24-27(NTNV)(Subtest:4, Channel:26797, Bandwidth:1.4, Modulation:Q16, RB Number: 6, RB Position:LOW)

Start Frequency (MHz)	Stop Frequency (MHz)	RBW (MHz)	Detector	Frequency (MHz)	Power (dBm)	Limit (dBm)	Verdict	Sweep Point
815	823	0.1	RMS	822.98	-38.74	-13	Pass	401
823	824	0.02	RMS	824	-31.17	-13	Pass	401
824	826	0.1	RMS	825.12	12.84	30	Pass	401



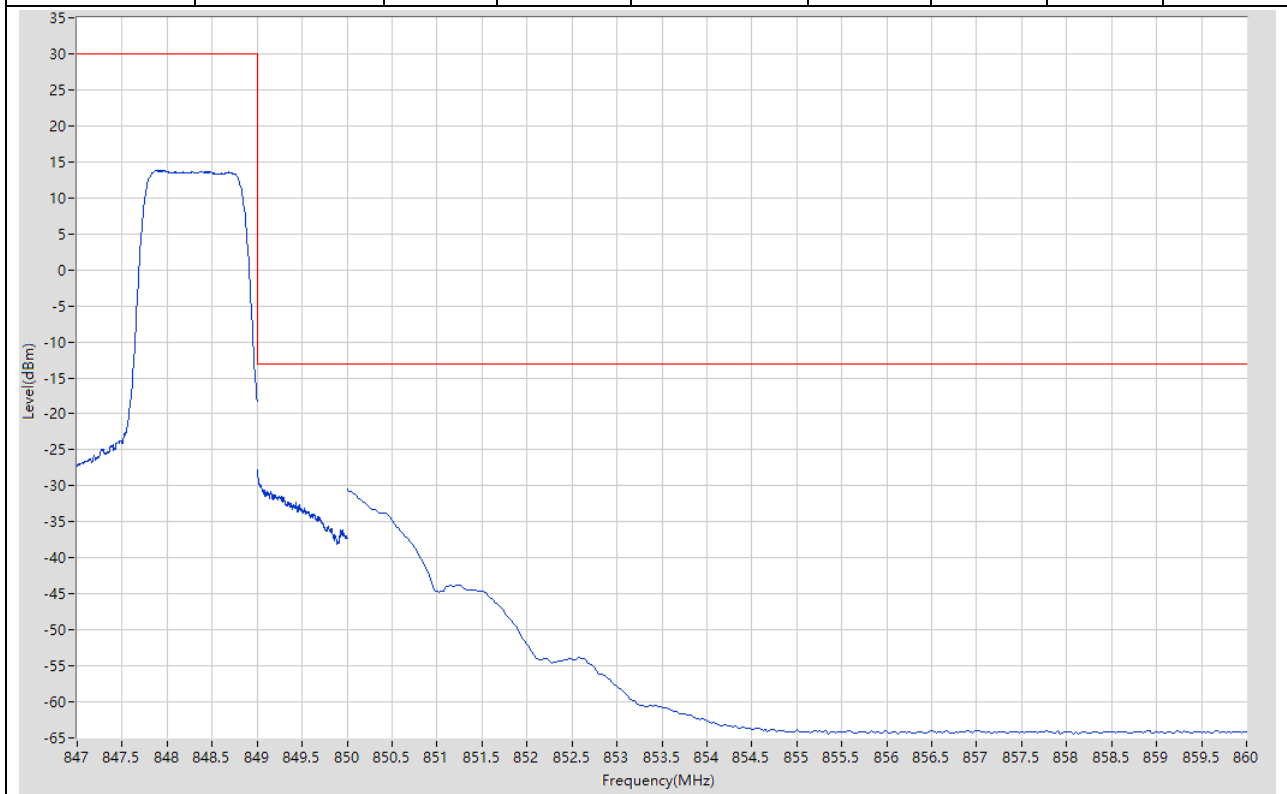
15.5. LTE Band Edge_Part22-24-27(NTNV)(Subtest:5, Channel:27033, Bandwidth:1.4, Modulation:QPSK, RB Number: 1, RB Position:HIGH)

Start Frequency (MHz)	Stop Frequency (MHz)	RBW (MHz)	Detector	Frequency (MHz)	Power (dBm)	Limit (dBm)	Verdict	Sweep Point
847	849	0.1	RMS	848.745	22.25	30	Pass	401
849	850	0.02	RMS	849.005	-20.2	-13	Pass	401
850	860	0.1	RMS	850.575	-45.53	-13	Pass	401



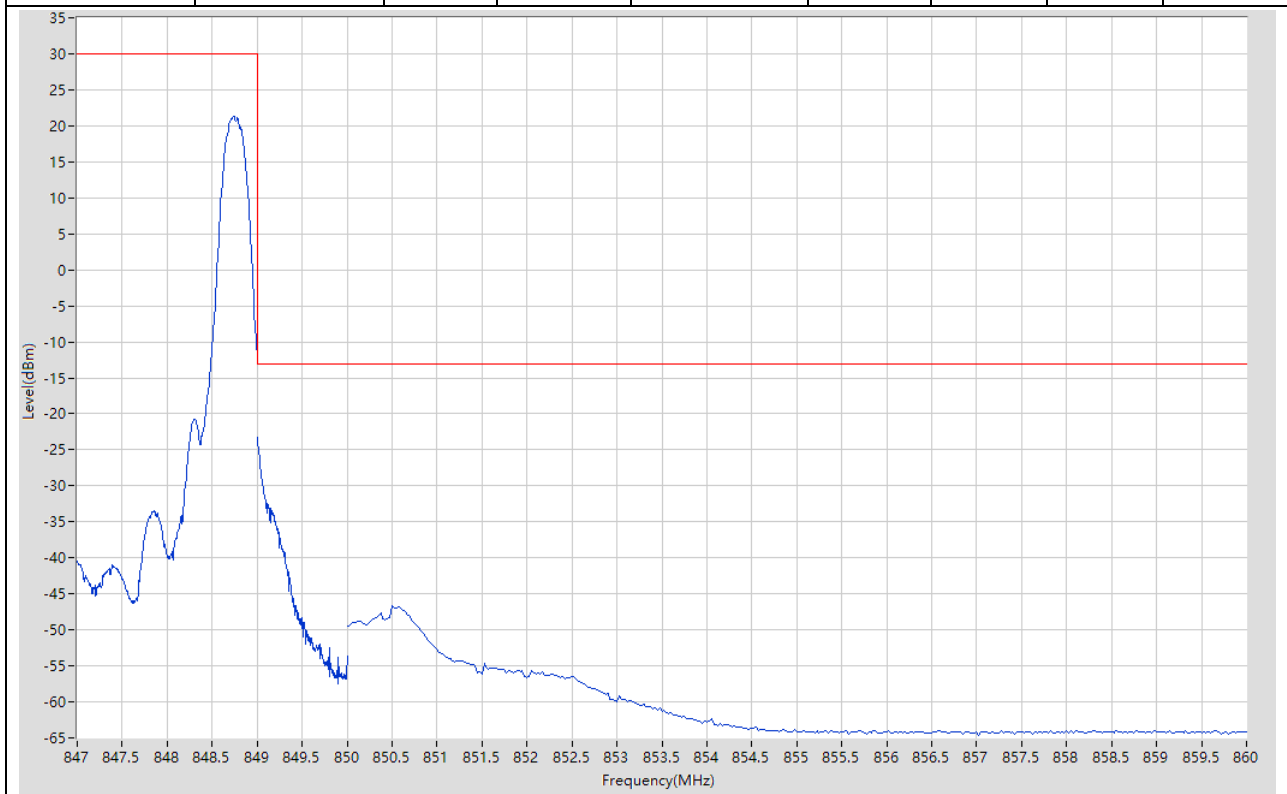
15.6. LTE Band Edge_Part22-24-27(NTNV)(Subtest:6, Channel:27033, Bandwidth:1.4, Modulation:QPSK, RB Number: 6, RB Position:HIGH)

Start Frequency (MHz)	Stop Frequency (MHz)	RBW (MHz)	Detector	Frequency (MHz)	Power (dBm)	Limit (dBm)	Verdict	Sweep Point
847	849	0.1	RMS	847.96	13.8	30	Pass	401
849	850	0.02	RMS	849	-27.78	-13	Pass	401
850	860	0.1	RMS	850	-30.52	-13	Pass	401



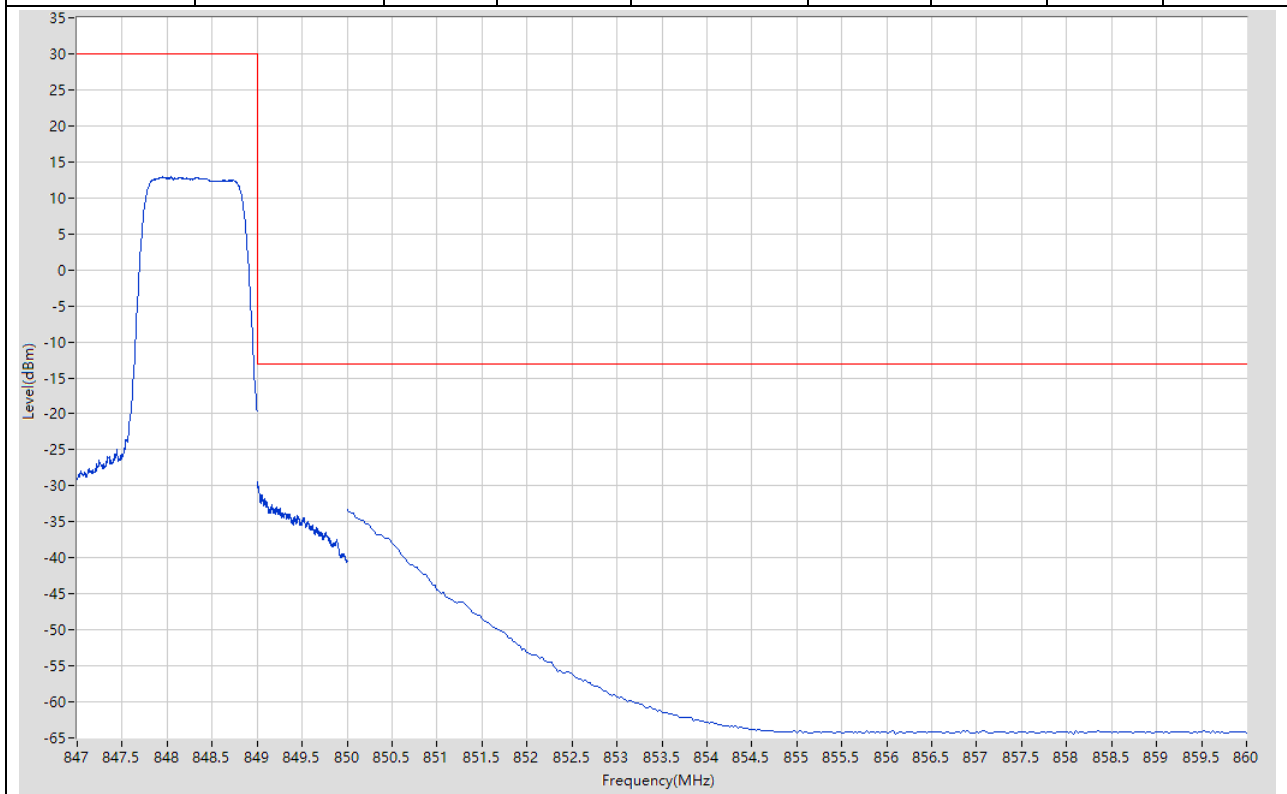
15.7. LTE Band Edge_Part22-24-27(NTNV)(Subtest:7, Channel:27033, Bandwidth:1.4, Modulation:Q16, RB Number: 1, RB Position:HIGH)

Start Frequency (MHz)	Stop Frequency (MHz)	RBW (MHz)	Detector	Frequency (MHz)	Power (dBm)	Limit (dBm)	Verdict	Sweep Point
847	849	0.1	RMS	848.745	21.26	30	Pass	401
849	850	0.02	RMS	849.003	-23.33	-13	Pass	401
850	860	0.1	RMS	850.5	-46.66	-13	Pass	401



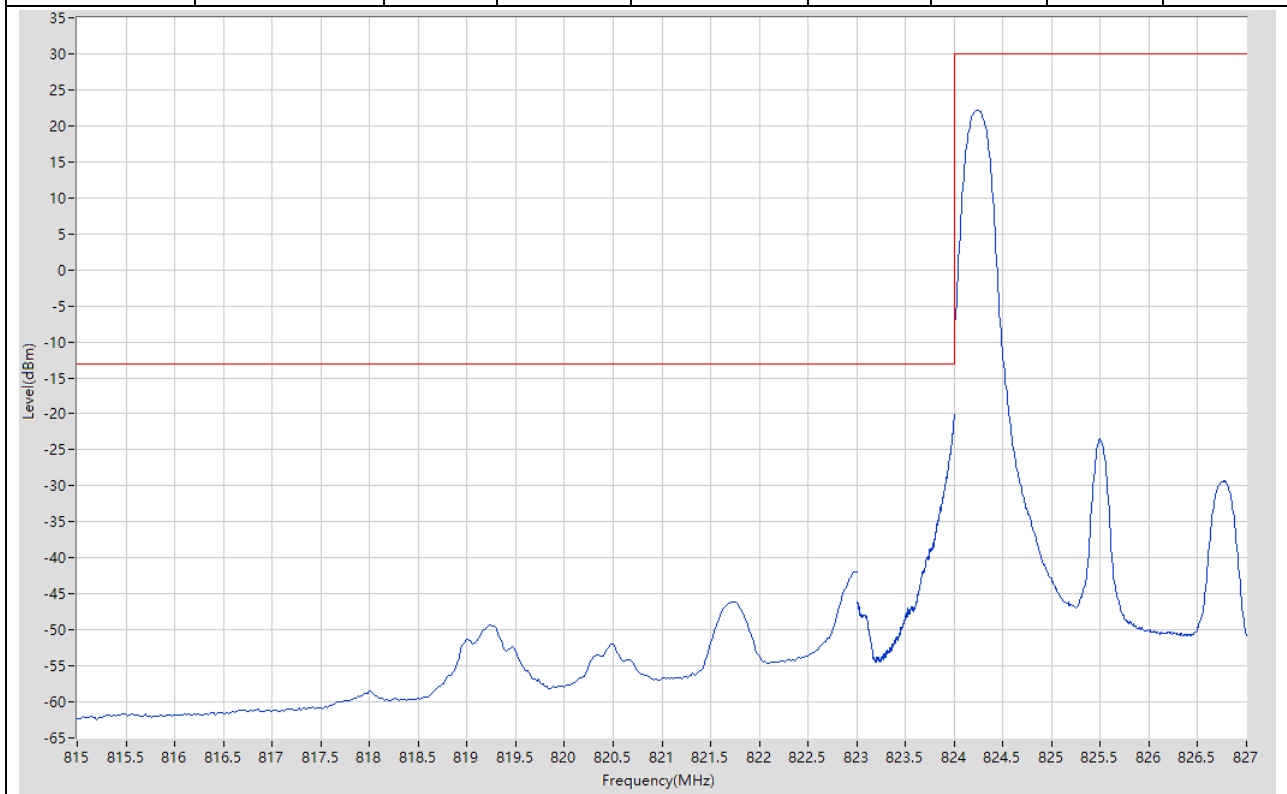
15.8. LTE Band Edge_Part22-24-27(NTNV)(Subtest:8, Channel:27033, Bandwidth:1.4, Modulation:Q16, RB Number: 6, RB Position:HIGH)

Start Frequency (MHz)	Stop Frequency (MHz)	RBW (MHz)	Detector	Frequency (MHz)	Power (dBm)	Limit (dBm)	Verdict	Sweep Point
847	849	0.1	RMS	847.945	12.89	30	Pass	401
849	850	0.02	RMS	849	-29.39	-13	Pass	401
850	860	0.1	RMS	850	-33.32	-13	Pass	401



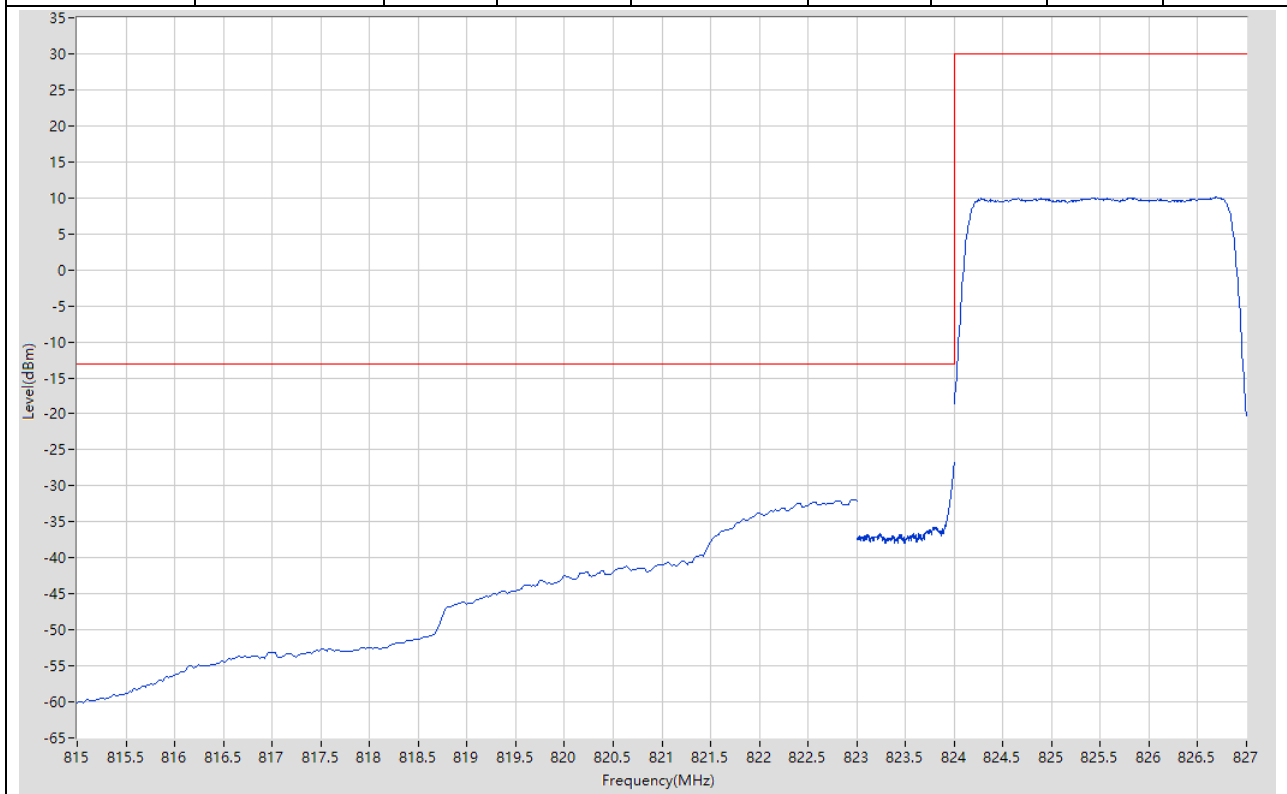
15.9. LTE Band Edge_Part22-24-27(NTNV)(Subtest:9, Channel:26805, Bandwidth:3, Modulation:QPSK, RB Number: 1, RB Position:LOW)

Start Frequency (MHz)	Stop Frequency (MHz)	RBW (MHz)	Detector	Frequency (MHz)	Power (dBm)	Limit (dBm)	Verdict	Sweep Point
815	823	0.1	RMS	823	-41.89	-13	Pass	401
823	824	0.03	RMS	824	-20.05	-13	Pass	401
824	827	0.1	RMS	824.24	22.19	30	Pass	401



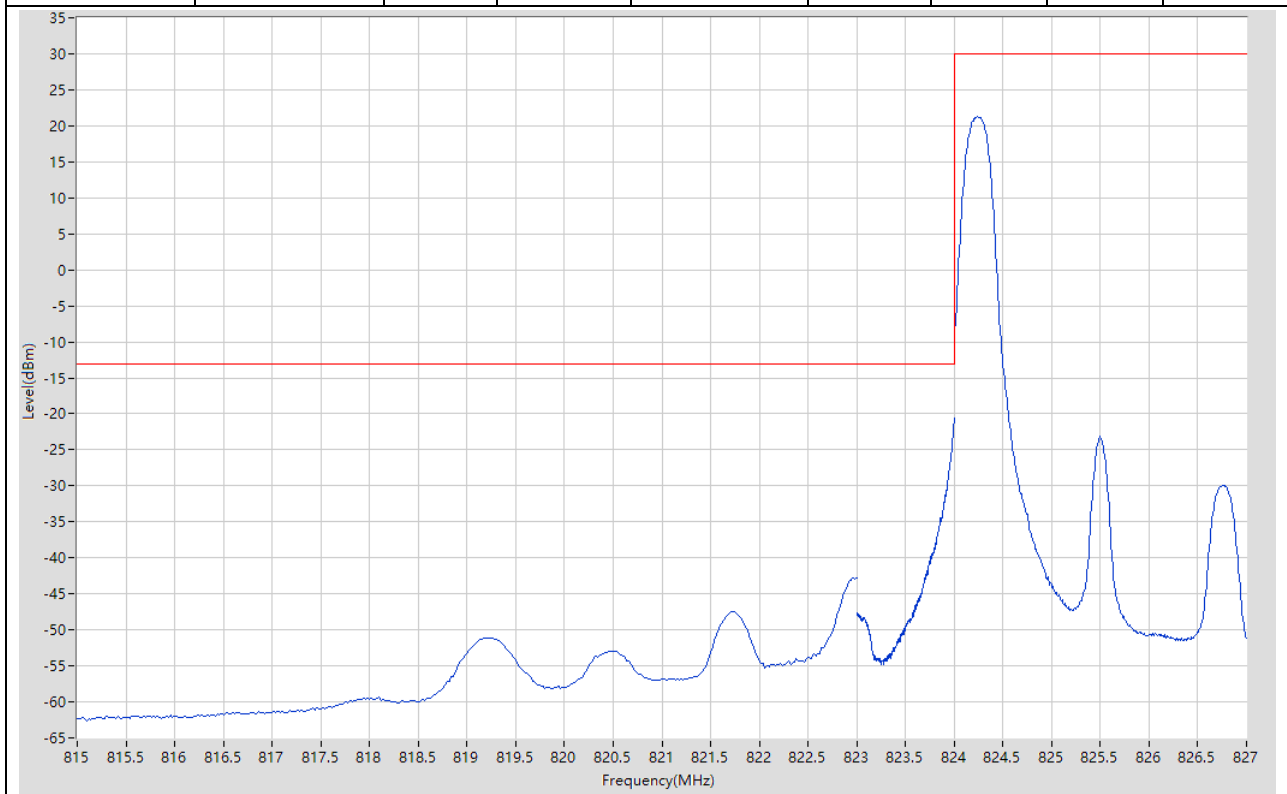
15.10. LTE Band Edge_Part22-24-27(NTNV)(Subtest:10, Channel:26805, Bandwidth:3, Modulation:QPSK, RB Number: 15, RB Position:LOW)

Start Frequency (MHz)	Stop Frequency (MHz)	RBW (MHz)	Detector	Frequency (MHz)	Power (dBm)	Limit (dBm)	Verdict	Sweep Point
815	823	0.1	RMS	822.96	-31.92	-13	Pass	401
823	824	0.03	RMS	824	-26.72	-13	Pass	401
824	827	0.1	RMS	826.685	10.13	30	Pass	401



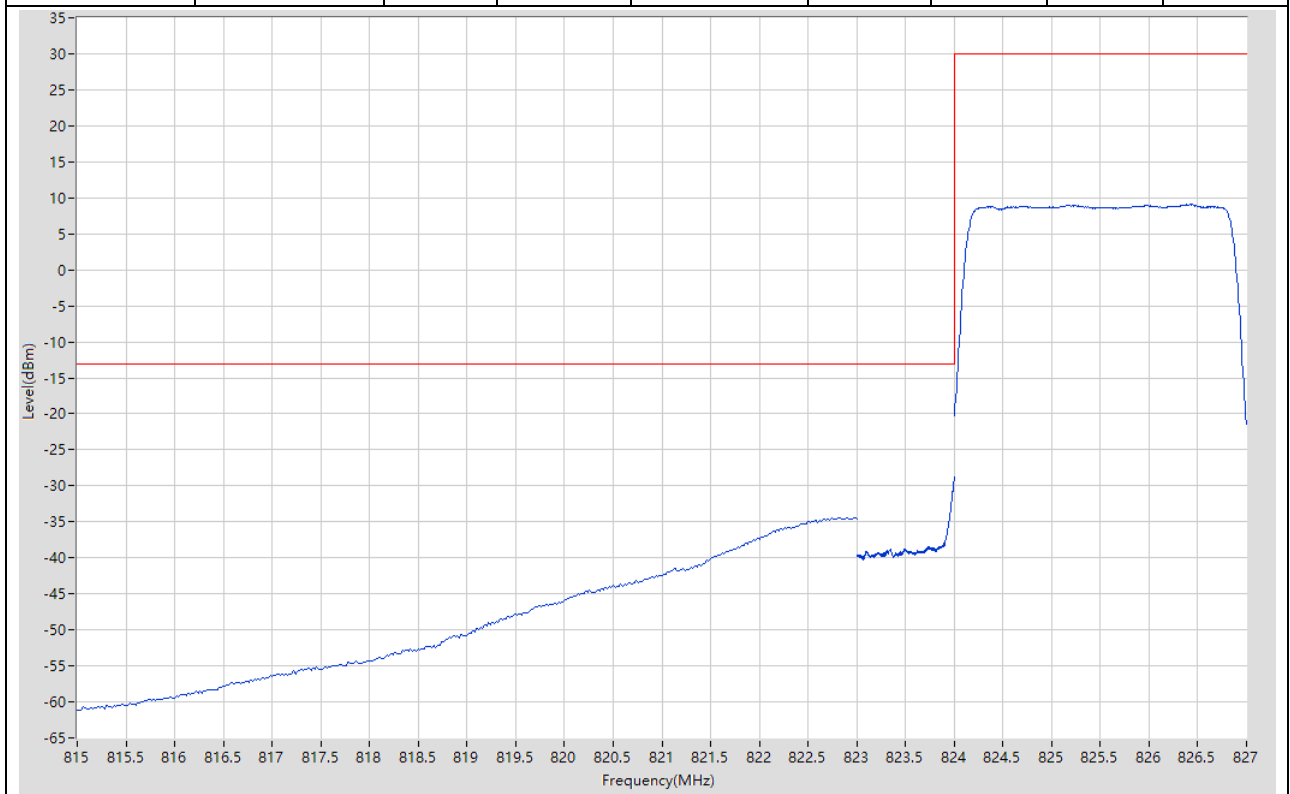
15.11. LTE Band Edge_Part22-24-27(NTNV)(Subtest:11, Channel:26805, Bandwidth:3, Modulation:Q16, RB Number: 1, RB Position:LOW)

Start Frequency (MHz)	Stop Frequency (MHz)	RBW (MHz)	Detector	Frequency (MHz)	Power (dBm)	Limit (dBm)	Verdict	Sweep Point
815	823	0.1	RMS	822.96	-42.82	-13	Pass	401
823	824	0.03	RMS	824	-20.66	-13	Pass	401
824	827	0.1	RMS	824.24	21.27	30	Pass	401



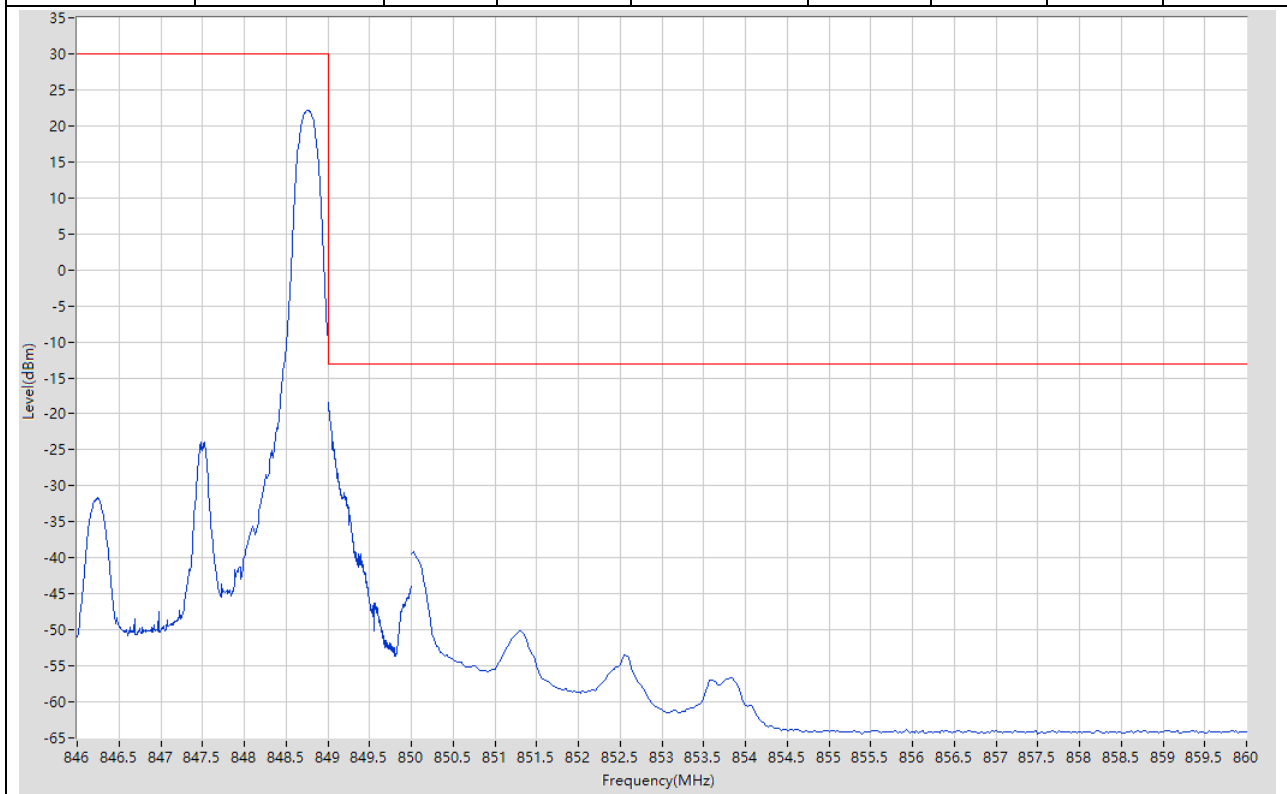
15.12. LTE Band Edge_Part22-24-27(NTNV)(Subtest:12, Channel:26805, Bandwidth:3, Modulation:Q16, RB Number: 15, RB Position:LOW)

Start Frequency (MHz)	Stop Frequency (MHz)	RBW (MHz)	Detector	Frequency (MHz)	Power (dBm)	Limit (dBm)	Verdict	Sweep Point
815	823	0.1	RMS	822.98	-34.39	-13	Pass	401
823	824	0.03	RMS	824	-28.79	-13	Pass	401
824	827	0.1	RMS	826.415	9.13	30	Pass	401



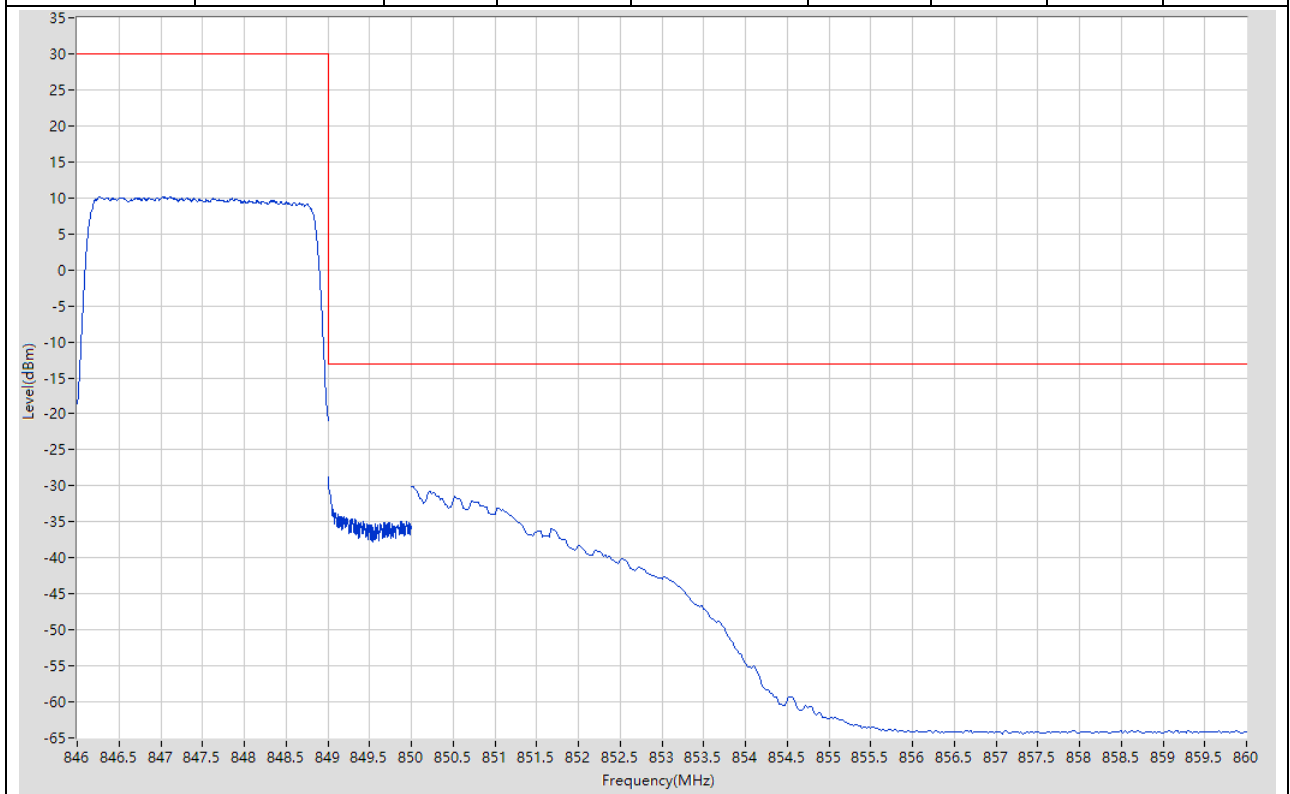
15.13. LTE Band Edge_Part22-24-27(NTNV)(Subtest:13, Channel:27025, Bandwidth:3, Modulation:QPSK, RB Number: 1, RB Position:HIGH)

Start Frequency (MHz)	Stop Frequency (MHz)	RBW (MHz)	Detector	Frequency (MHz)	Power (dBm)	Limit (dBm)	Verdict	Sweep Point
846	849	0.1	RMS	848.768	22.14	30	Pass	401
849	850	0.03	RMS	849	-18.46	-13	Pass	401
850	860	0.1	RMS	850.025	-39.18	-13	Pass	401



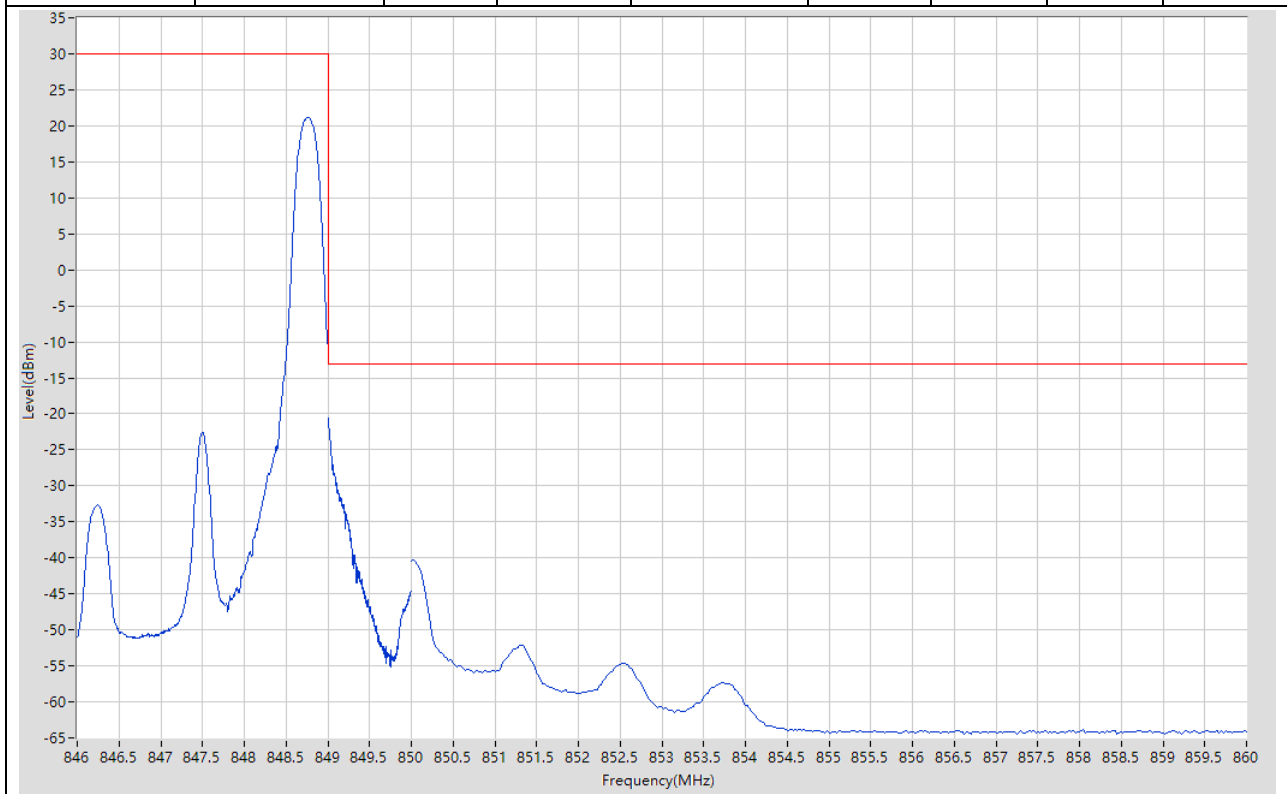
15.14. LTE Band Edge_Part22-24-27(NTNV)(Subtest:14, Channel:27025, Bandwidth:3, Modulation:QPSK, RB Number: 15, RB Position:HIGH)

Start Frequency (MHz)	Stop Frequency (MHz)	RBW (MHz)	Detector	Frequency (MHz)	Power (dBm)	Limit (dBm)	Verdict	Sweep Point
846	849	0.1	RMS	846.27	10.16	30	Pass	401
849	850	0.03	RMS	849	-28.75	-13	Pass	401
850	860	0.1	RMS	850.025	-30.11	-13	Pass	401



15.15. LTE Band Edge_Part22-24-27(NTNV)(Subtest:15, Channel:27025, Bandwidth:3, Modulation:Q16, RB Number: 1, RB Position:HIGH)

Start Frequency (MHz)	Stop Frequency (MHz)	RBW (MHz)	Detector	Frequency (MHz)	Power (dBm)	Limit (dBm)	Verdict	Sweep Point
846	849	0.1	RMS	848.775	21.21	30	Pass	401
849	850	0.03	RMS	849.005	-20.66	-13	Pass	401
850	860	0.1	RMS	850.025	-40.32	-13	Pass	401



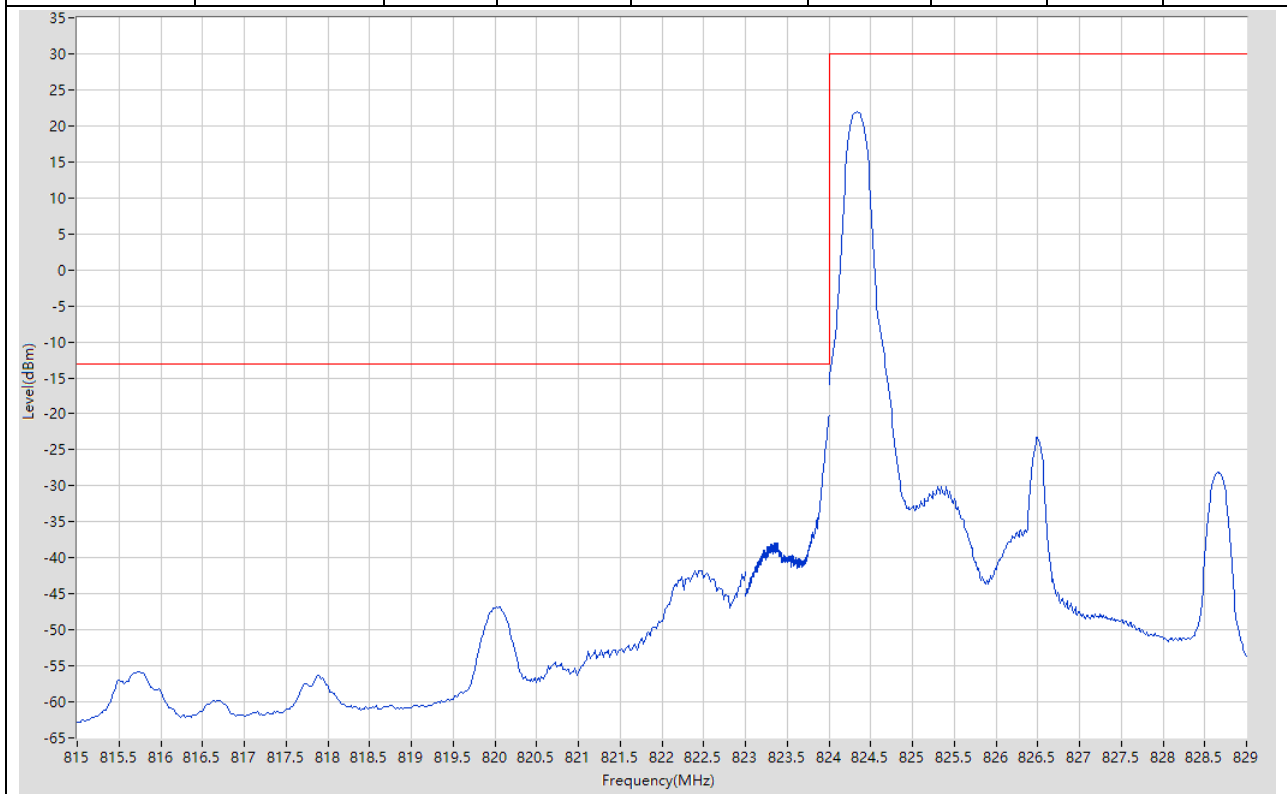
15.16. LTE Band Edge_Part22-24-27(NTNV)(Subtest:16, Channel:27025, Bandwidth:3, Modulation:Q16, RB Number: 15, RB Position:HIGH)

Start Frequency (MHz)	Stop Frequency (MHz)	RBW (MHz)	Detector	Frequency (MHz)	Power (dBm)	Limit (dBm)	Verdict	Sweep Point
846	849	0.1	RMS	846.458	9.17	30	Pass	401
849	850	0.03	RMS	849	-29.26	-13	Pass	401
850	860	0.1	RMS	850	-32.42	-13	Pass	401



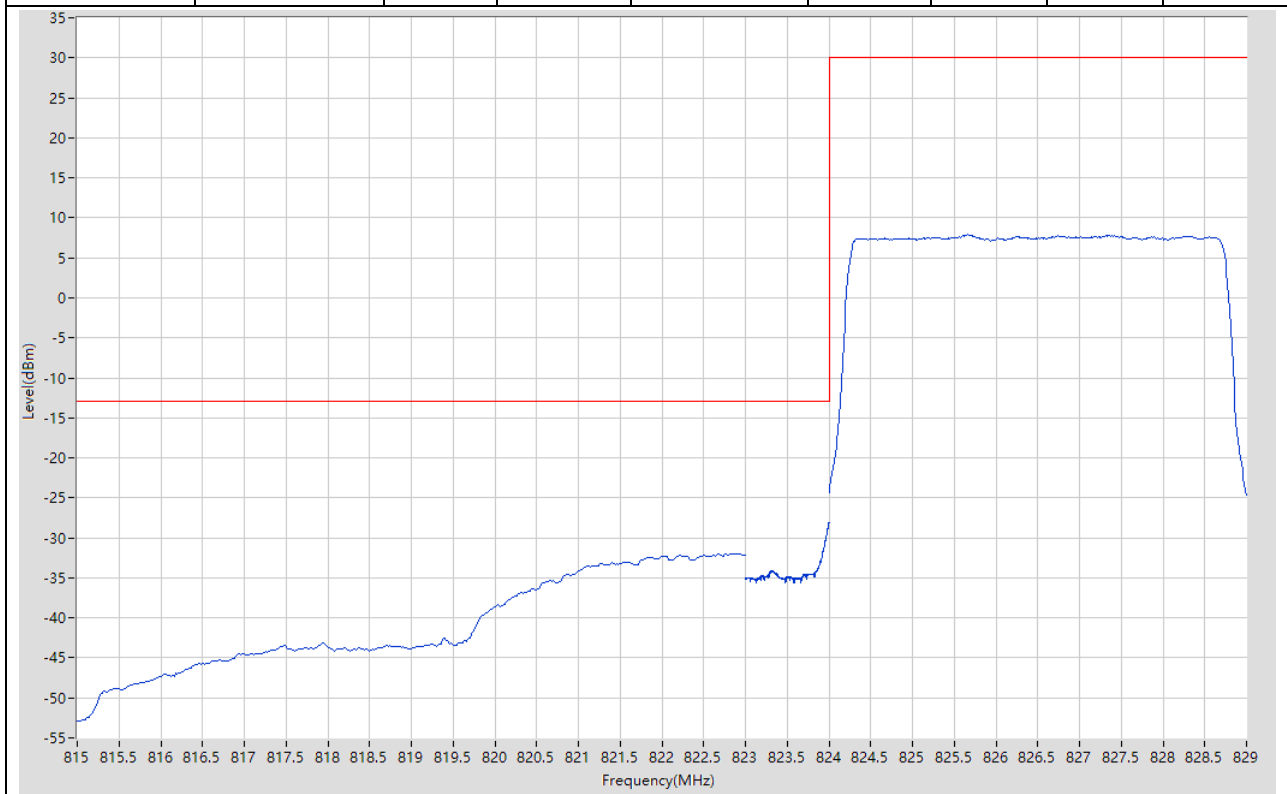
15.17. LTE Band Edge_Part22-24-27(NTNV)(Subtest:17, Channel:26815, Bandwidth:5, Modulation:QPSK, RB Number: 1, RB Position:LOW)

Start Frequency (MHz)	Stop Frequency (MHz)	RBW (MHz)	Detector	Frequency (MHz)	Power (dBm)	Limit (dBm)	Verdict	Sweep Point
815	823	0.1	RMS	822.48	-41.77	-13	Pass	401
823	824	0.051	RMS	824	-20.24	-13	Pass	401
824	829	0.1	RMS	824.338	21.92	30	Pass	401



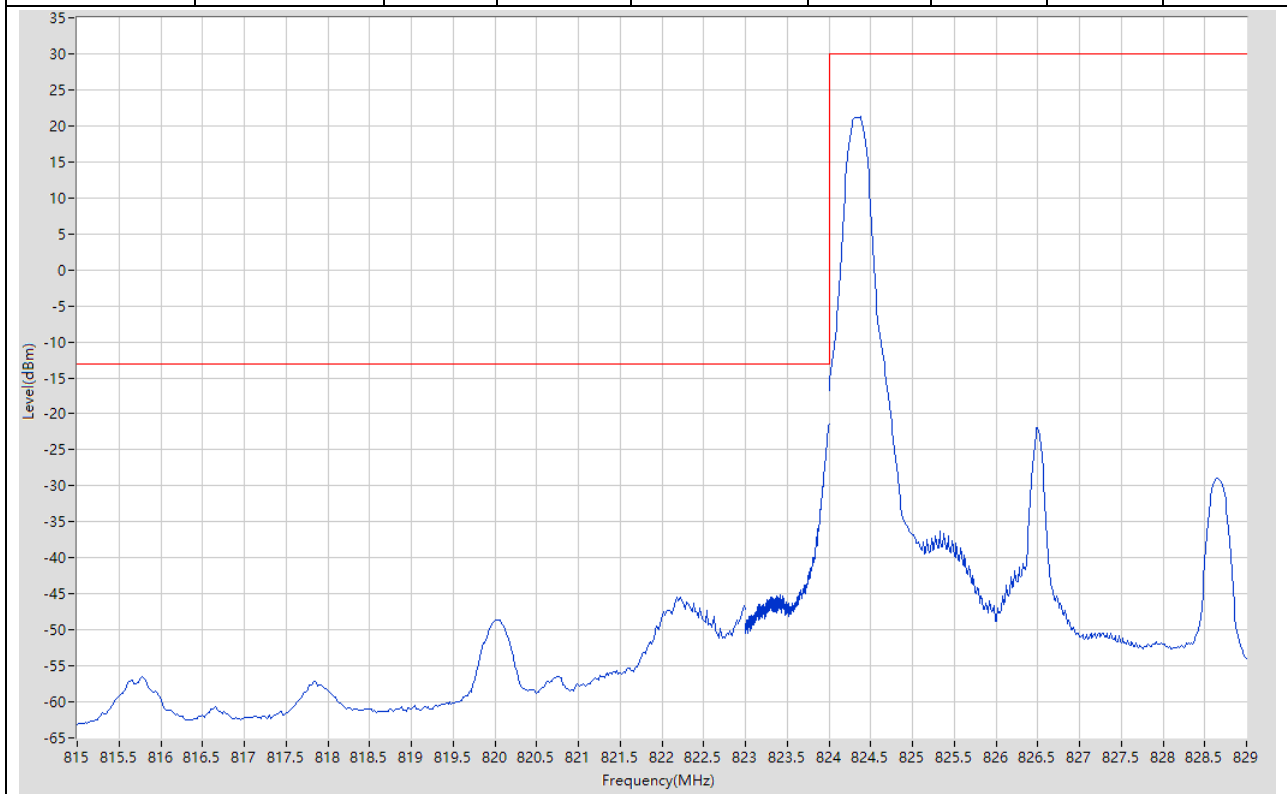
15.18. LTE Band Edge_Part22-24-27(NTNV)(Subtest:18, Channel:26815, Bandwidth:5, Modulation:QPSK, RB Number: 25, RB Position:LOW)

Start Frequency (MHz)	Stop Frequency (MHz)	RBW (MHz)	Detector	Frequency (MHz)	Power (dBm)	Limit (dBm)	Verdict	Sweep Point
815	823	0.1	RMS	822.9	-31.95	-13	Pass	401
823	824	0.051	RMS	824	-28.04	-13	Pass	401
824	829	0.1	RMS	825.663	7.9	30	Pass	401



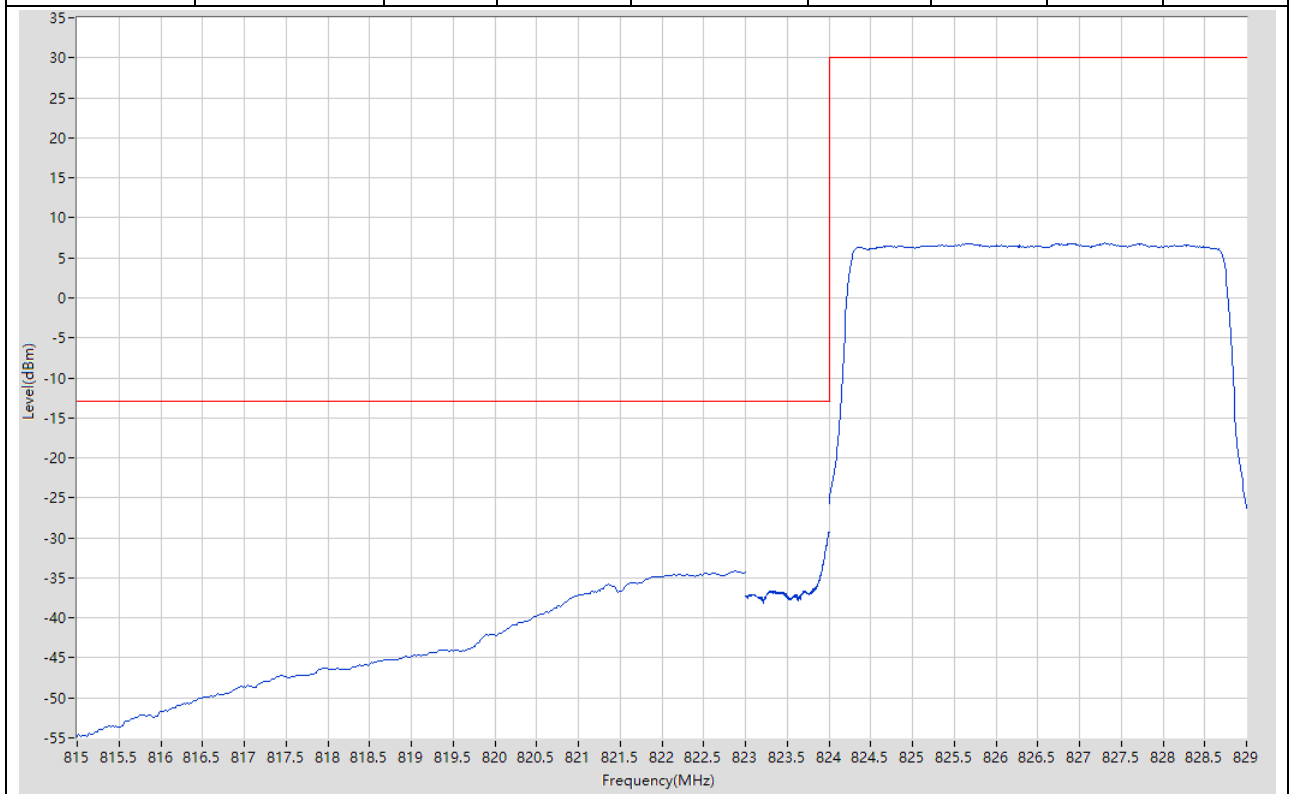
15.19. LTE Band Edge_Part22-24-27(NTNV)(Subtest:19, Channel:26815, Bandwidth:5, Modulation:Q16, RB Number: 1, RB Position:LOW)

Start Frequency (MHz)	Stop Frequency (MHz)	RBW (MHz)	Detector	Frequency (MHz)	Power (dBm)	Limit (dBm)	Verdict	Sweep Point
815	823	0.1	RMS	822.22	-45.42	-13	Pass	401
823	824	0.051	RMS	824	-21.48	-13	Pass	401
824	829	0.1	RMS	824.375	21.26	30	Pass	401



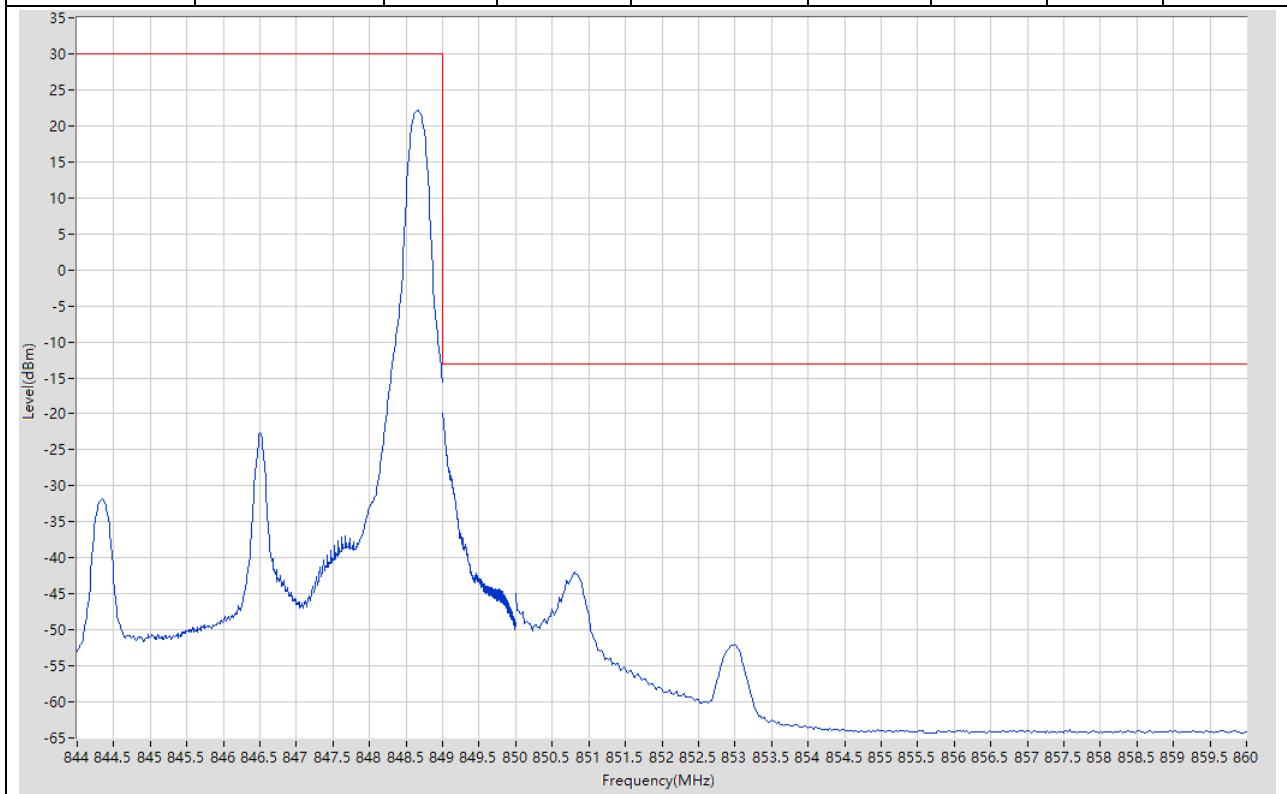
15.20. LTE Band Edge_Part22-24-27(NTNV)(Subtest:20, Channel:26815, Bandwidth:5, Modulation:Q16, RB Number: 25, RB Position:LOW)

Start Frequency (MHz)	Stop Frequency (MHz)	RBW (MHz)	Detector	Frequency (MHz)	Power (dBm)	Limit (dBm)	Verdict	Sweep Point
815	823	0.1	RMS	822.88	-34.18	-13	Pass	401
823	824	0.051	RMS	824	-29.23	-13	Pass	401
824	829	0.1	RMS	827.3	6.87	30	Pass	401



15.21. LTE Band Edge_Part22-24-27(NTNV)(Subtest:21, Channel:27015, Bandwidth:5, Modulation:QPSK, RB Number: 1, RB Position:HIGH)

Start Frequency (MHz)	Stop Frequency (MHz)	RBW (MHz)	Detector	Frequency (MHz)	Power (dBm)	Limit (dBm)	Verdict	Sweep Point
844	849	0.1	RMS	848.663	22.17	30	Pass	401
849	850	0.051	RMS	849	-19.94	-13	Pass	401
850	860	0.1	RMS	850.8	-41.9	-13	Pass	401



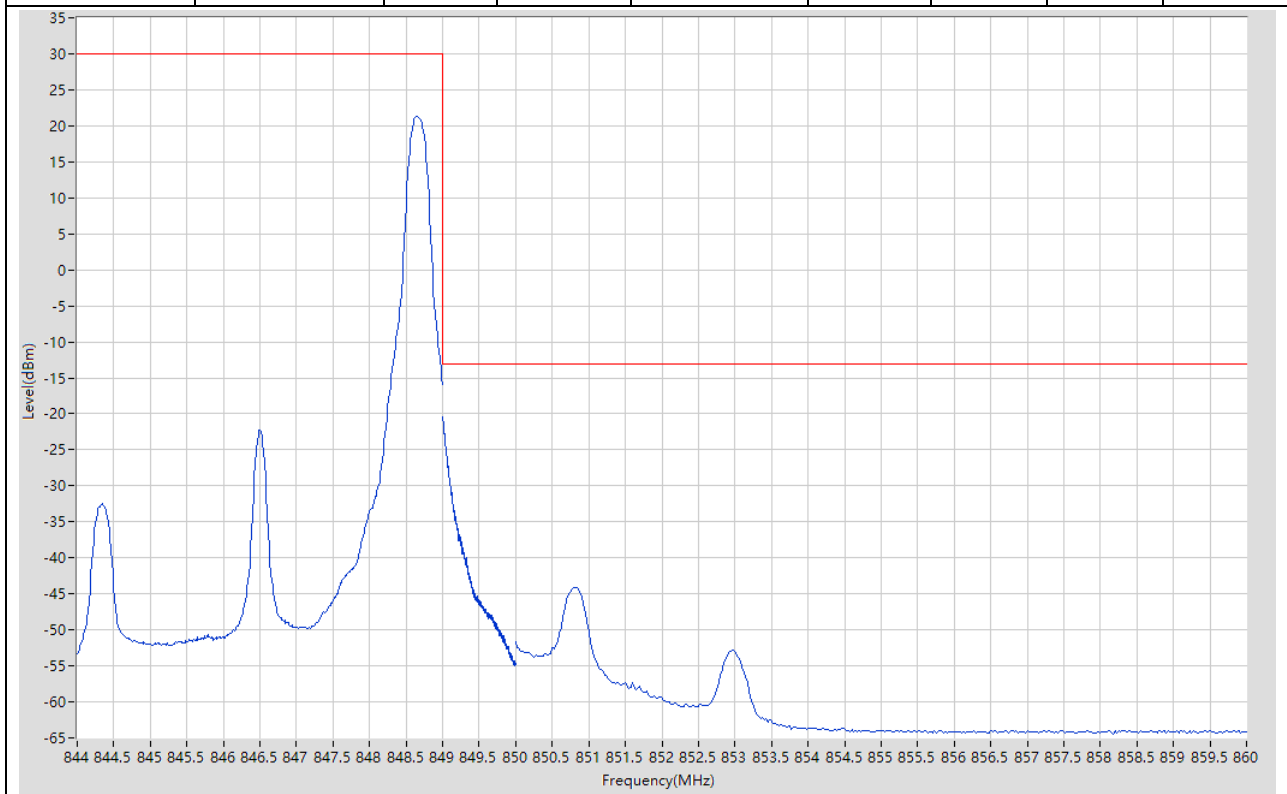
15.22. LTE Band Edge_Part22-24-27(NTNV)(Subtest:22, Channel:27015, Bandwidth:5, Modulation:QPSK, RB Number: 25, RB Position:HIGH)

Start Frequency (MHz)	Stop Frequency (MHz)	RBW (MHz)	Detector	Frequency (MHz)	Power (dBm)	Limit (dBm)	Verdict	Sweep Point
844	849	0.1	RMS	845.85	8.16	30	Pass	401
849	850	0.051	RMS	849	-28.87	-13	Pass	401
850	860	0.1	RMS	850.2	-32.15	-13	Pass	401



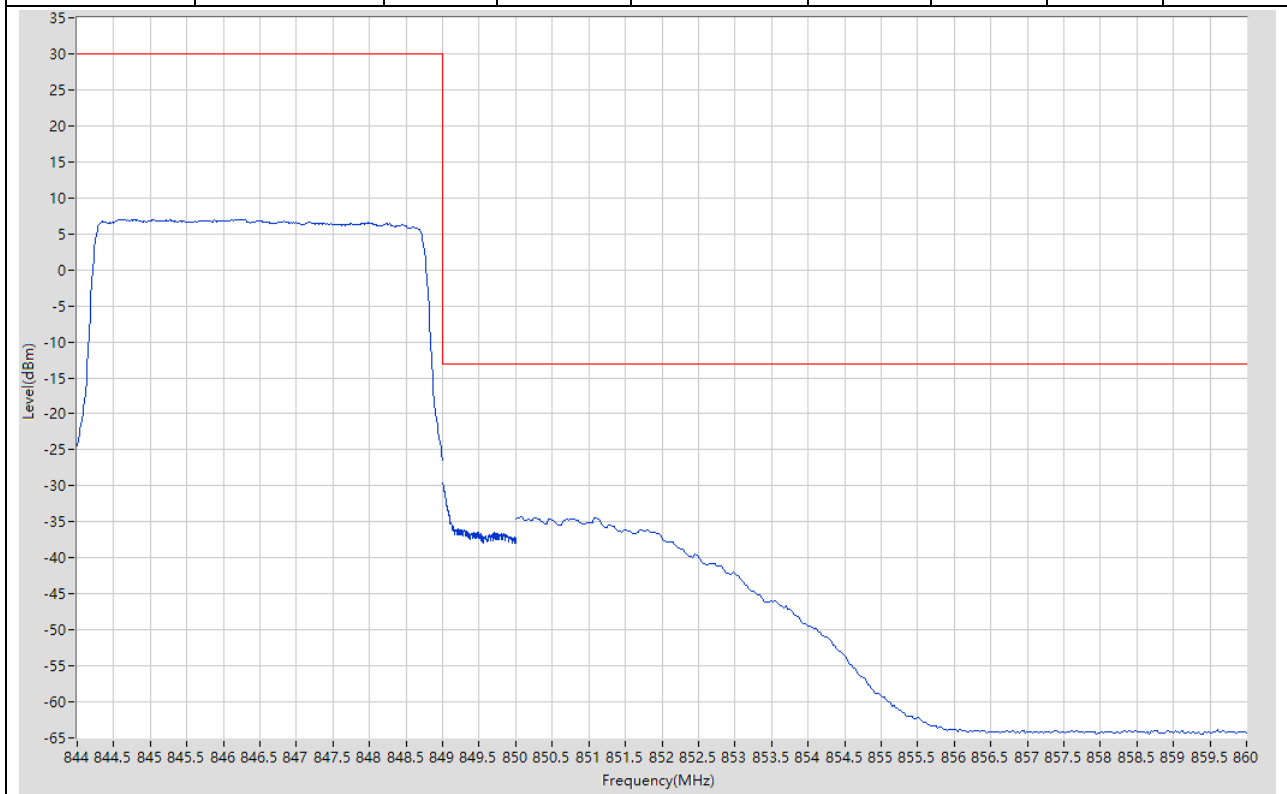
15.23. LTE Band Edge_Part22-24-27(NTNV)(Subtest:23, Channel:27015, Bandwidth:5, Modulation:Q16, RB Number: 1, RB Position:HIGH)

Start Frequency (MHz)	Stop Frequency (MHz)	RBW (MHz)	Detector	Frequency (MHz)	Power (dBm)	Limit (dBm)	Verdict	Sweep Point
844	849	0.1	RMS	848.638	21.27	30	Pass	401
849	850	0.051	RMS	849	-20.42	-13	Pass	401
850	860	0.1	RMS	850.8	-44.06	-13	Pass	401



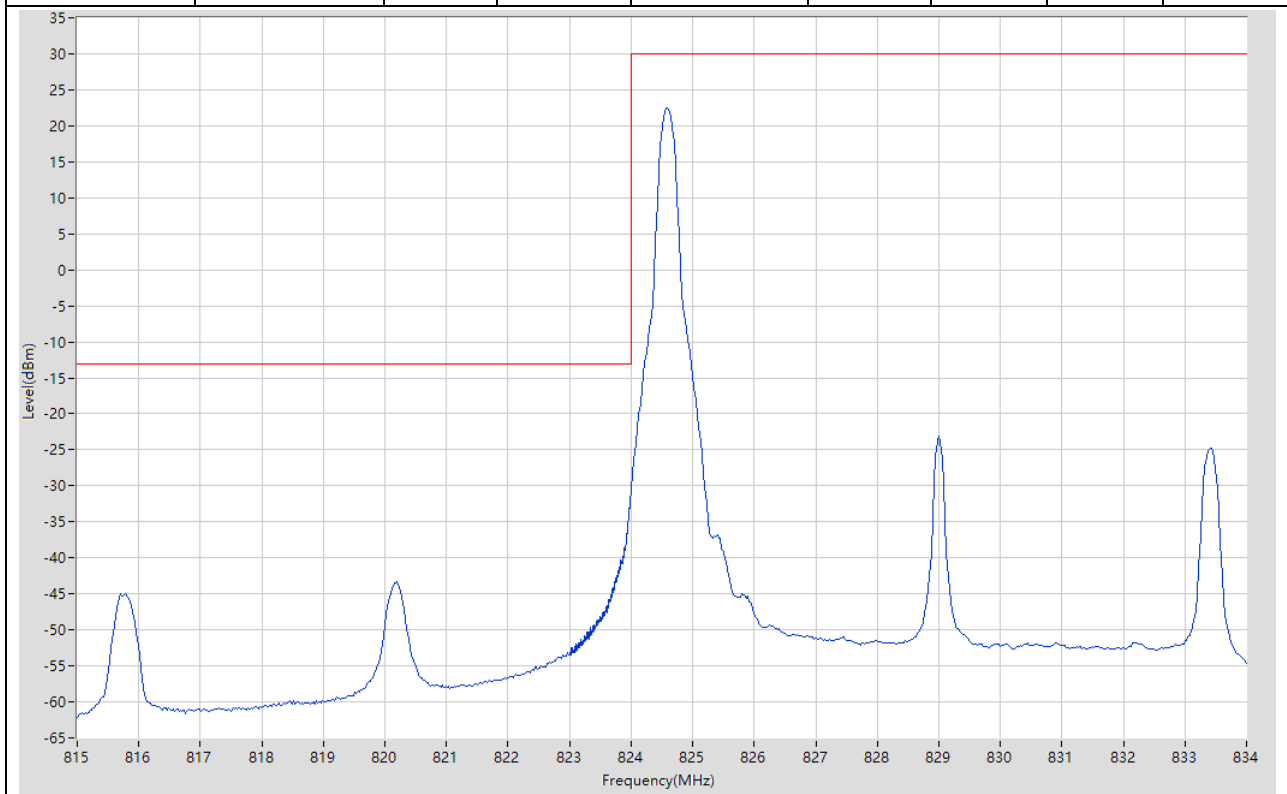
15.24. LTE Band Edge_Part22-24-27(NTNV)(Subtest:24, Channel:27015, Bandwidth:5, Modulation:Q16, RB Number: 25, RB Position:HIGH)

Start Frequency (MHz)	Stop Frequency (MHz)	RBW (MHz)	Detector	Frequency (MHz)	Power (dBm)	Limit (dBm)	Verdict	Sweep Point
844	849	0.1	RMS	844.625	7.01	30	Pass	401
849	850	0.051	RMS	849	-29.54	-13	Pass	401
850	860	0.1	RMS	850.075	-34.25	-13	Pass	401



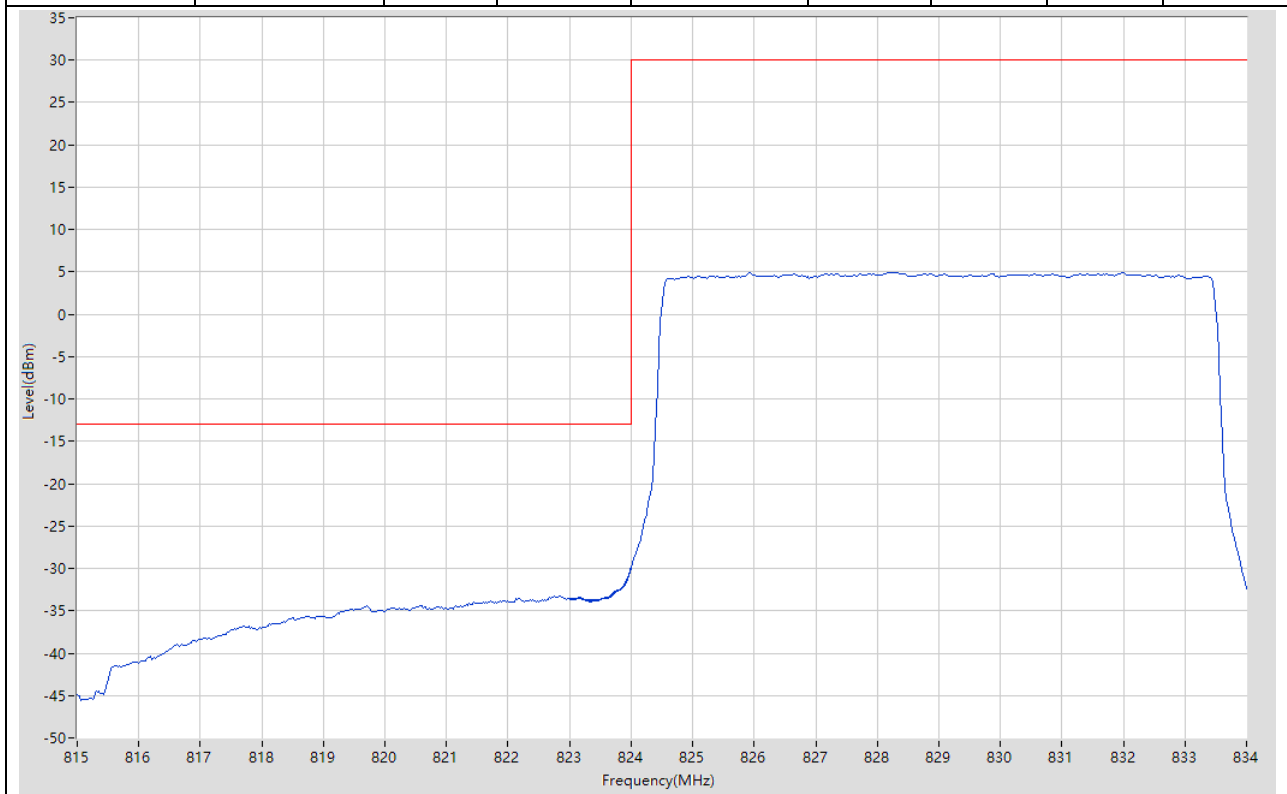
15.25. LTE Band Edge_Part22-24-27(NTNV)(Subtest:25, Channel:26840, Bandwidth:10, Modulation:QPSK, RB Number: 1, RB Position:LOW)

Start Frequency (MHz)	Stop Frequency (MHz)	RBW (MHz)	Detector	Frequency (MHz)	Power (dBm)	Limit (dBm)	Verdict	Sweep Point
815	823	0.1	RMS	820.2	-43.31	-13	Pass	401
823	824	0.1	RMS	823.998	-30.85	-13	Pass	401
824	834	0.1	RMS	824.575	22.41	30	Pass	401



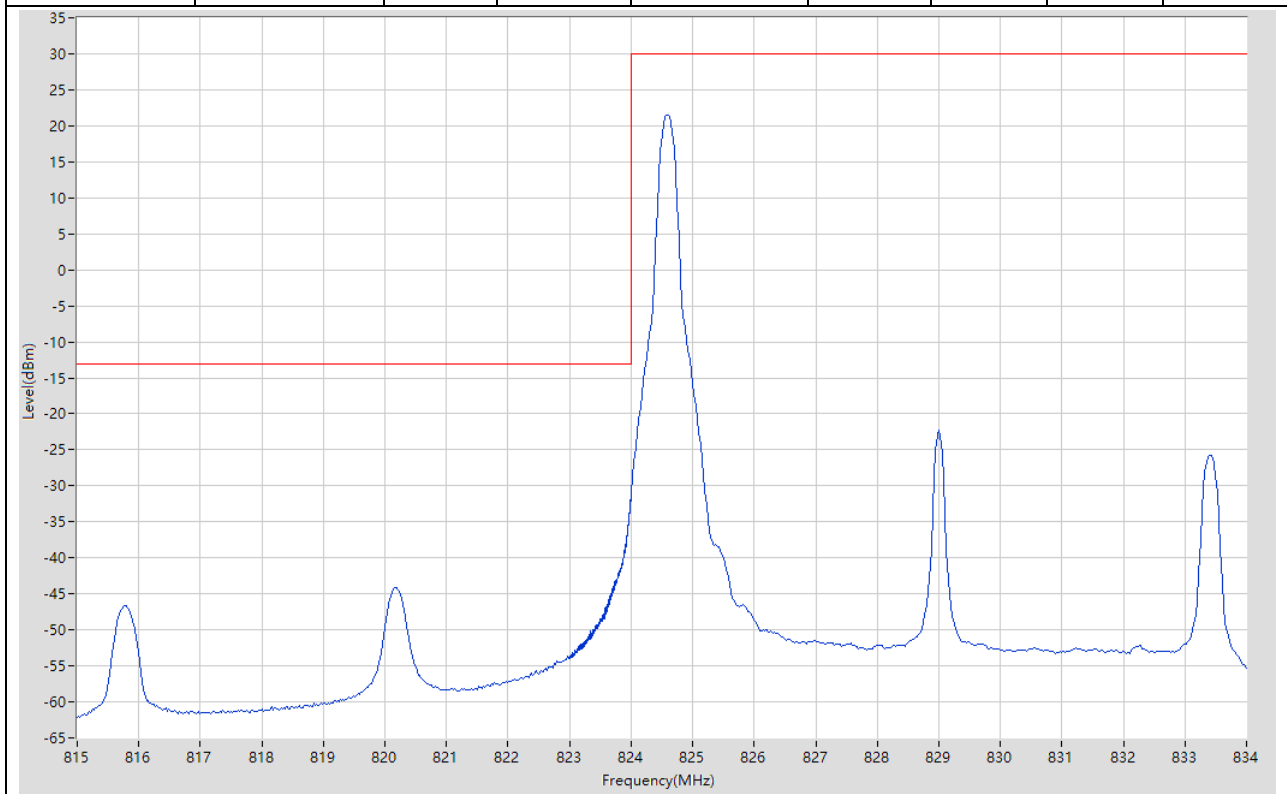
15.26. LTE Band Edge_Part22-24-27(NTNV)(Subtest:26, Channel:26840, Bandwidth:10, Modulation:QPSK, RB Number: 50, RB Position:LOW)

Start Frequency (MHz)	Stop Frequency (MHz)	RBW (MHz)	Detector	Frequency (MHz)	Power (dBm)	Limit (dBm)	Verdict	Sweep Point
815	823	0.1	RMS	822.84	-33.29	-13	Pass	401
823	824	0.1	RMS	824	-29.81	-13	Pass	401
824	834	0.1	RMS	828.25	4.97	30	Pass	401



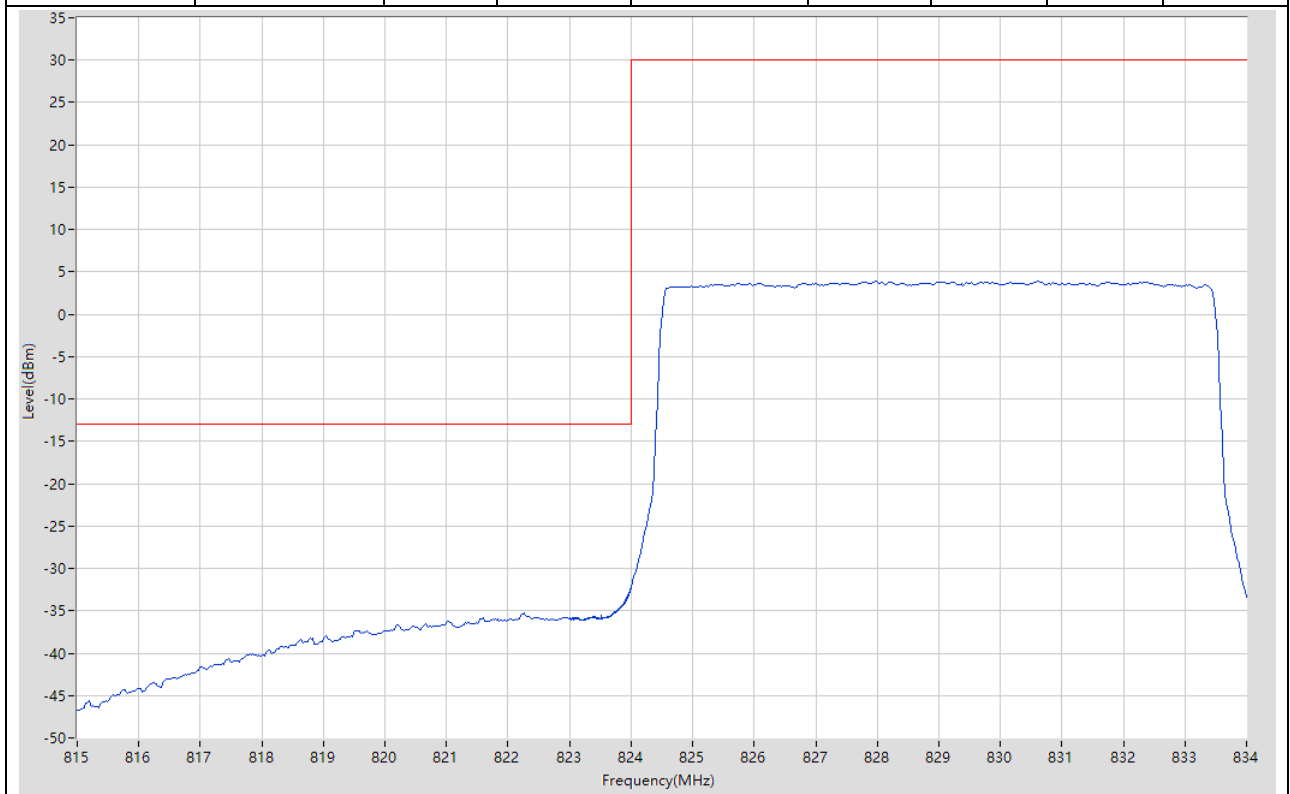
15.27. LTE Band Edge_Part22-24-27(NTNV)(Subtest:27, Channel:26840, Bandwidth:10, Modulation:Q16, RB Number: 1, RB Position:LOW)

Start Frequency (MHz)	Stop Frequency (MHz)	RBW (MHz)	Detector	Frequency (MHz)	Power (dBm)	Limit (dBm)	Verdict	Sweep Point
815	823	0.1	RMS	820.2	-44.11	-13	Pass	401
823	824	0.1	RMS	824	-31.06	-13	Pass	401
824	834	0.1	RMS	824.6	21.56	30	Pass	401



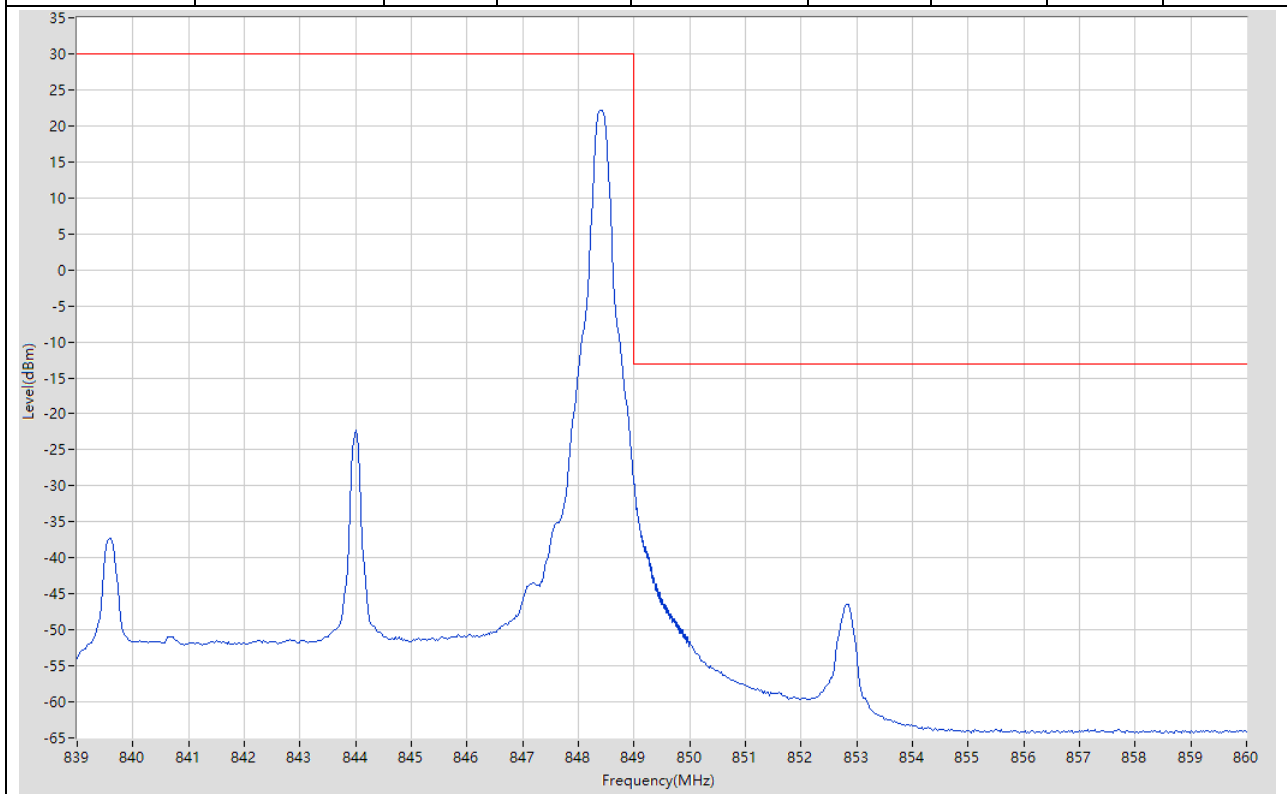
15.28. LTE Band Edge_Part22-24-27(NTNV)(Subtest:28, Channel:26840, Bandwidth:10, Modulation:Q16, RB Number: 50, RB Position:LOW)

Start Frequency (MHz)	Stop Frequency (MHz)	RBW (MHz)	Detector	Frequency (MHz)	Power (dBm)	Limit (dBm)	Verdict	Sweep Point
815	823	0.1	RMS	822.26	-35.27	-13	Pass	401
823	824	0.1	RMS	824	-32.19	-13	Pass	401
824	834	0.1	RMS	827.975	3.89	30	Pass	401



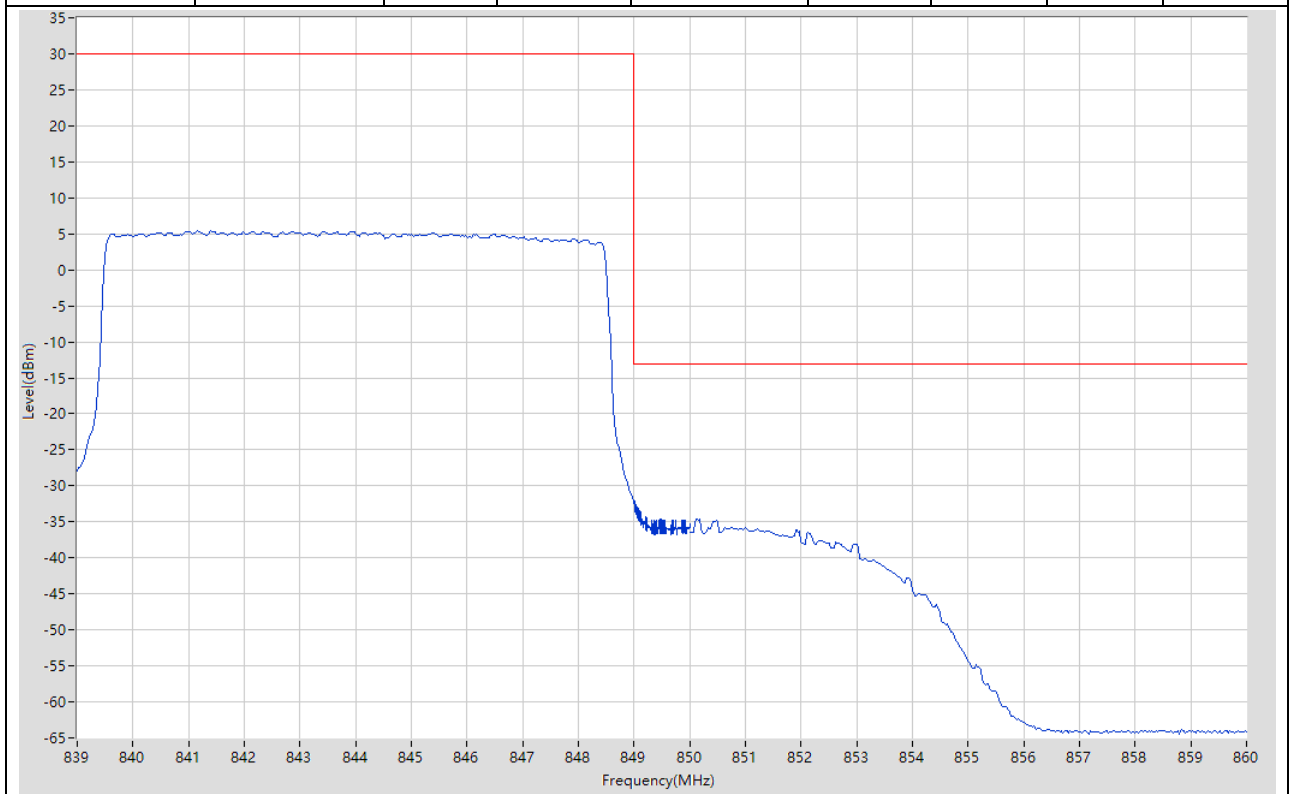
15.29. LTE Band Edge_Part22-24-27(NTNV)(Subtest:29, Channel:26990, Bandwidth:10, Modulation:QPSK, RB Number: 1, RB Position:HIGH)

Start Frequency (MHz)	Stop Frequency (MHz)	RBW (MHz)	Detector	Frequency (MHz)	Power (dBm)	Limit (dBm)	Verdict	Sweep Point
839	849	0.1	RMS	848.4	22.22	30	Pass	401
849	850	0.1	RMS	849	-29.46	-13	Pass	401
850	860	0.1	RMS	852.825	-46.4	-13	Pass	401



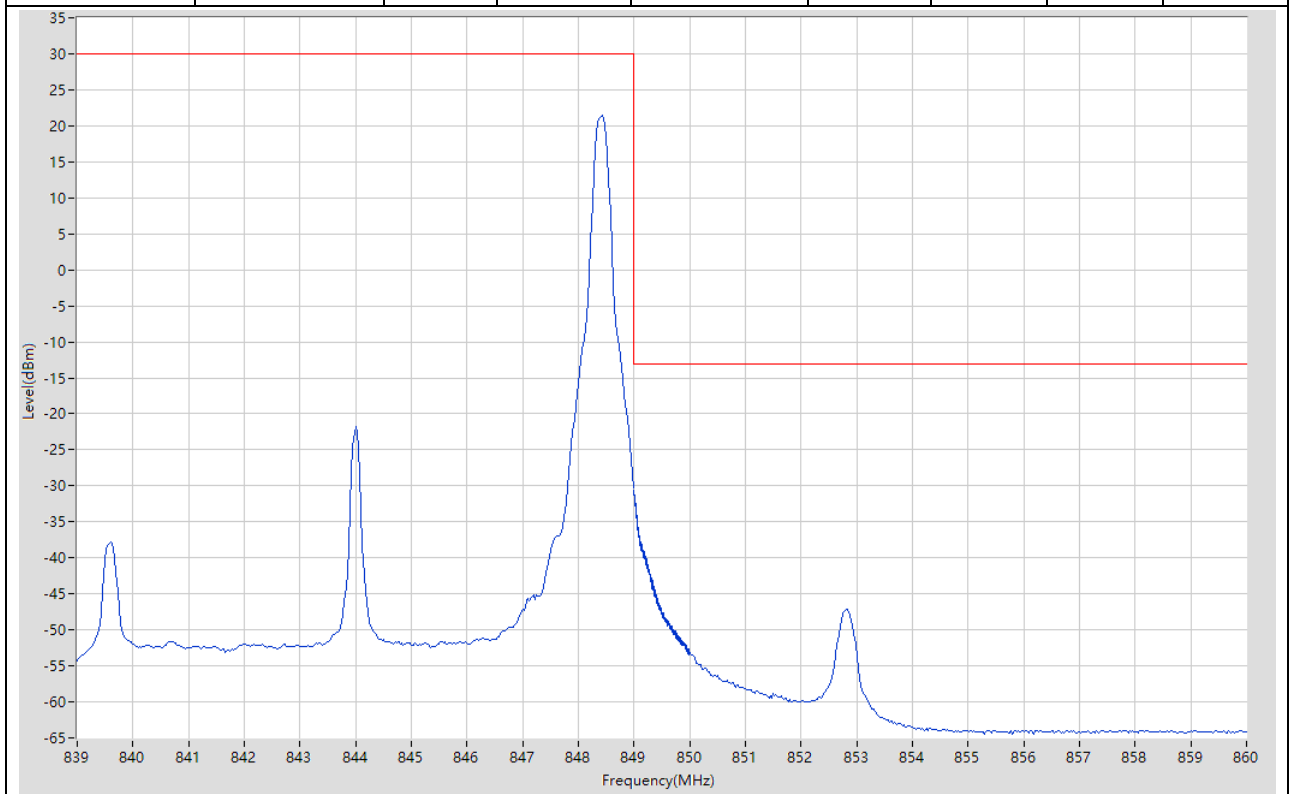
15.30. LTE Band Edge_Part22-24-27(NTNV)(Subtest:30, Channel:26990, Bandwidth:10, Modulation:QPSK, RB Number: 50, RB Position:HIGH)

Start Frequency (MHz)	Stop Frequency (MHz)	RBW (MHz)	Detector	Frequency (MHz)	Power (dBm)	Limit (dBm)	Verdict	Sweep Point
839	849	0.1	RMS	841.15	5.39	30	Pass	401
849	850	0.1	RMS	849.005	-32.13	-13	Pass	401
850	860	0.1	RMS	850.175	-34.66	-13	Pass	401



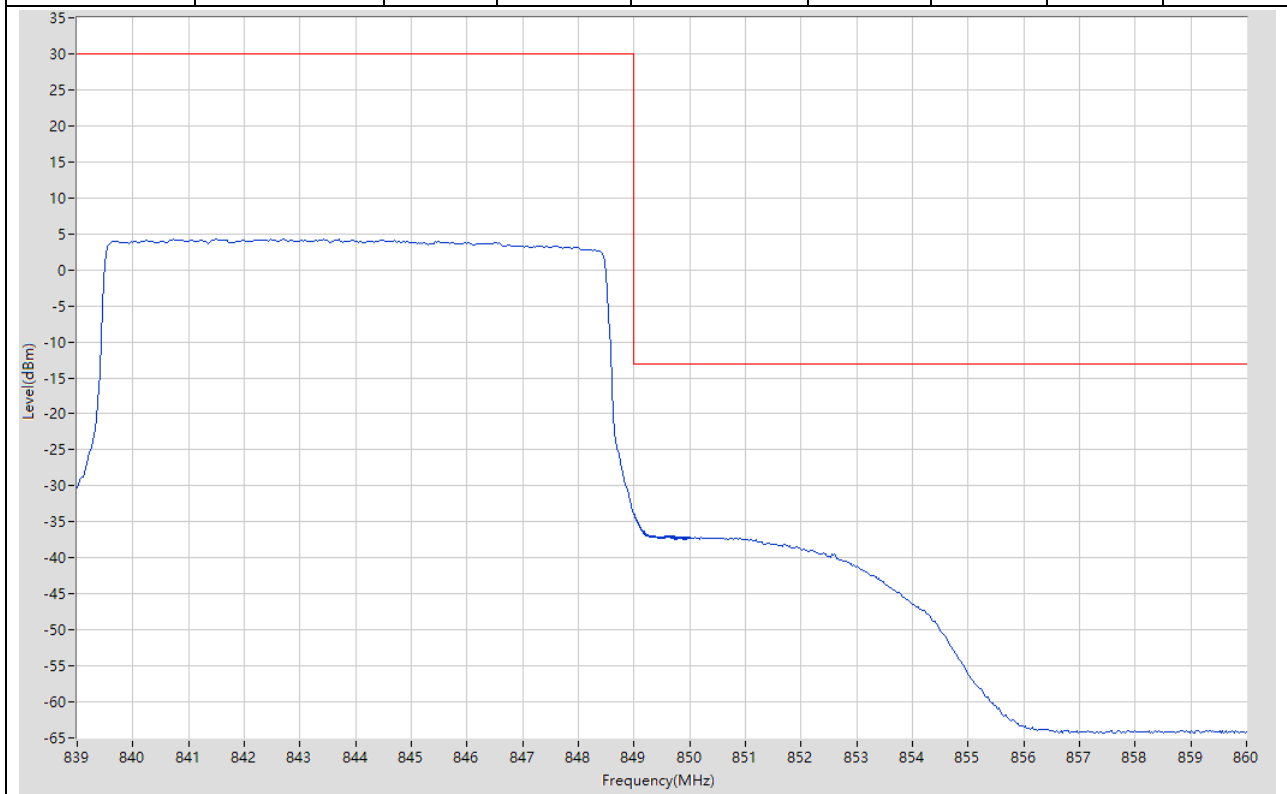
15.31. LTE Band Edge_Part22-24-27(NTNV)(Subtest:31, Channel:26990, Bandwidth:10, Modulation:Q16, RB Number: 1, RB Position:HIGH)

Start Frequency (MHz)	Stop Frequency (MHz)	RBW (MHz)	Detector	Frequency (MHz)	Power (dBm)	Limit (dBm)	Verdict	Sweep Point
839	849	0.1	RMS	848.425	21.4	30	Pass	401
849	850	0.1	RMS	849	-30.66	-13	Pass	401
850	860	0.1	RMS	852.825	-47.22	-13	Pass	401



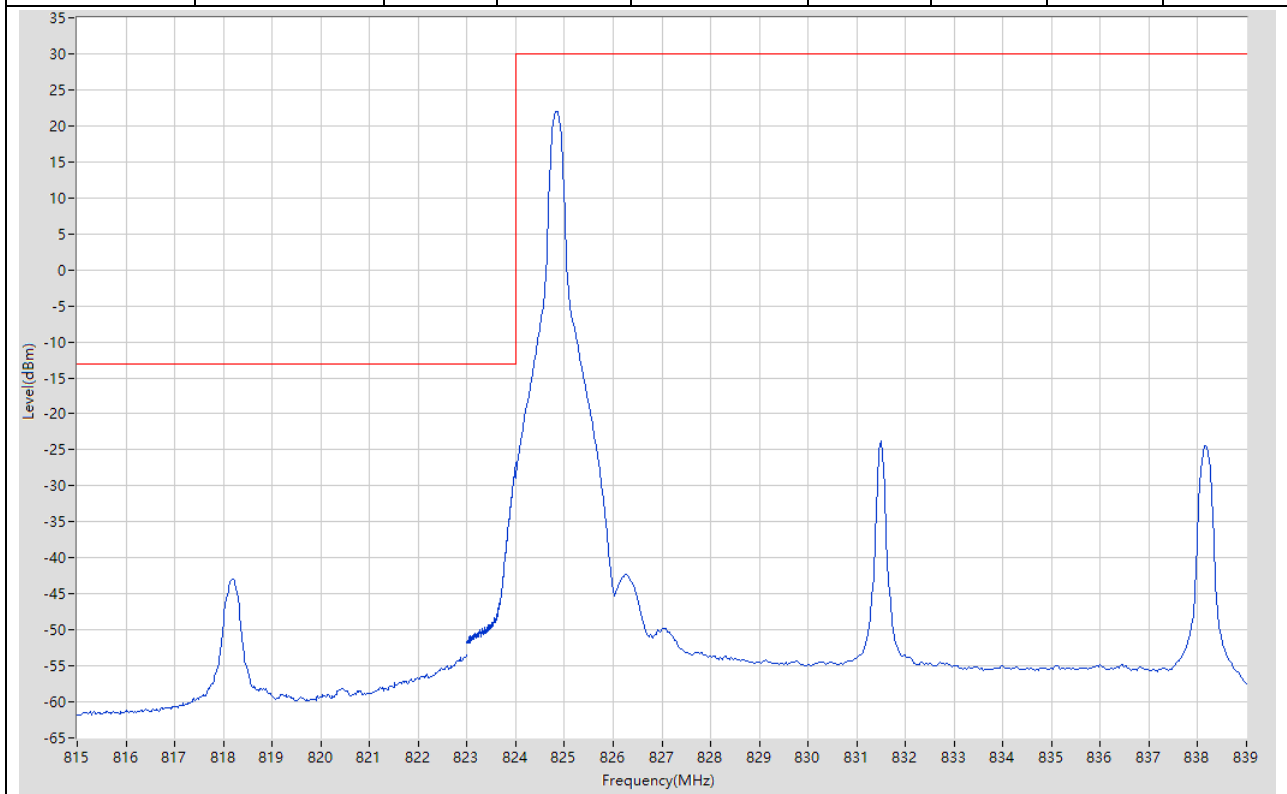
15.32. LTE Band Edge_Part22-24-27(NTNV)(Subtest:32, Channel:26990, Bandwidth:10, Modulation:Q16, RB Number: 50, RB Position:HIGH)

Start Frequency (MHz)	Stop Frequency (MHz)	RBW (MHz)	Detector	Frequency (MHz)	Power (dBm)	Limit (dBm)	Verdict	Sweep Point
839	849	0.1	RMS	840.725	4.3	30	Pass	401
849	850	0.1	RMS	849.003	-33.98	-13	Pass	401
850	860	0.1	RMS	850	-37.06	-13	Pass	401



15.33. LTE Band Edge_Part22-24-27(NTNV)(Subtest:33, Channel:26865, Bandwidth:15, Modulation:QPSK, RB Number: 1, RB Position:LOW)

Start Frequency (MHz)	Stop Frequency (MHz)	RBW (MHz)	Detector	Frequency (MHz)	Power (dBm)	Limit (dBm)	Verdict	Sweep Point
815	823	0.1	RMS	818.18	-42.9	-13	Pass	401
823	824	0.15	RMS	824	-26.74	-13	Pass	401
824	839	0.1	RMS	824.825	22.04	30	Pass	401



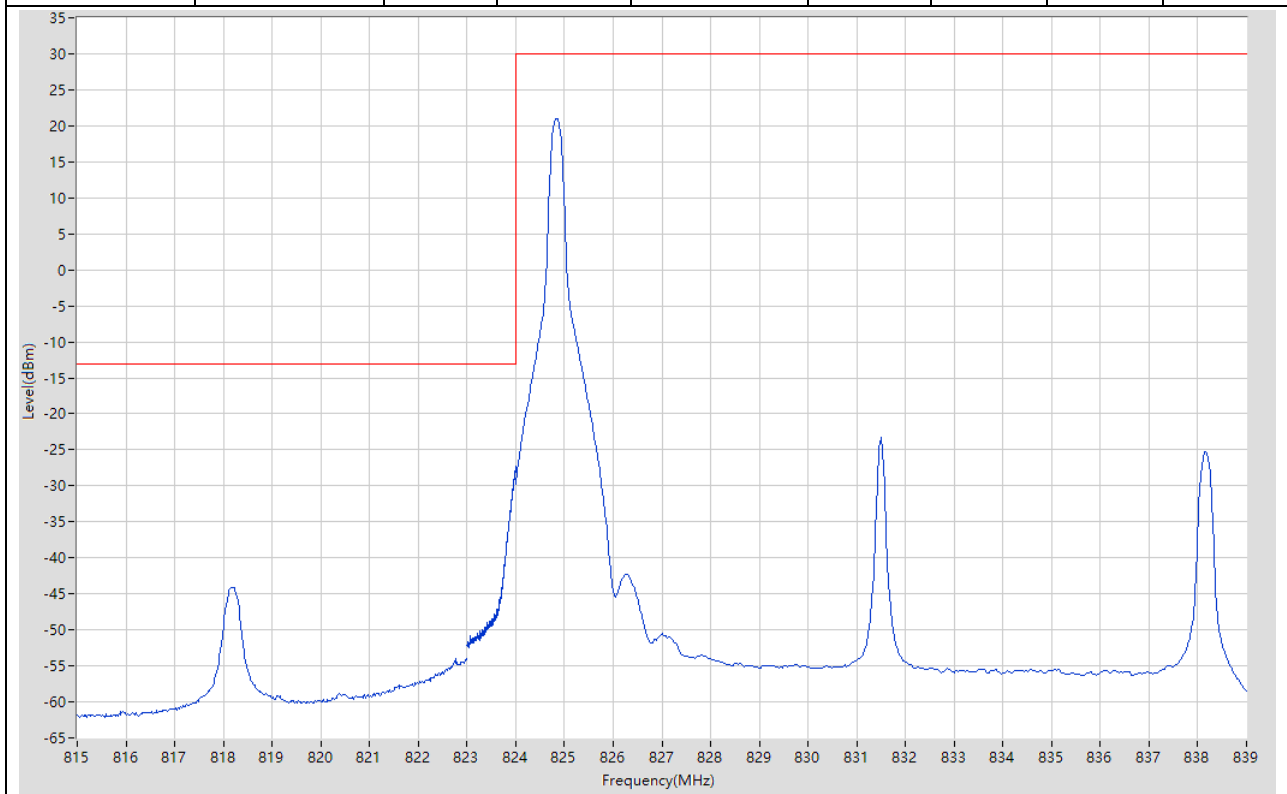
15.34. LTE Band Edge_Part22-24-27(NTNV)(Subtest:34, Channel:26865, Bandwidth:15, Modulation:QPSK, RB Number: 75, RB Position:LOW)

Start Frequency (MHz)	Stop Frequency (MHz)	RBW (MHz)	Detector	Frequency (MHz)	Power (dBm)	Limit (dBm)	Verdict	Sweep Point
815	823	0.1	RMS	820.98	-32.21	-13	Pass	401
823	824	0.15	RMS	823.99	-30.3	-13	Pass	401
824	839	0.1	RMS	832.813	2.97	30	Pass	401



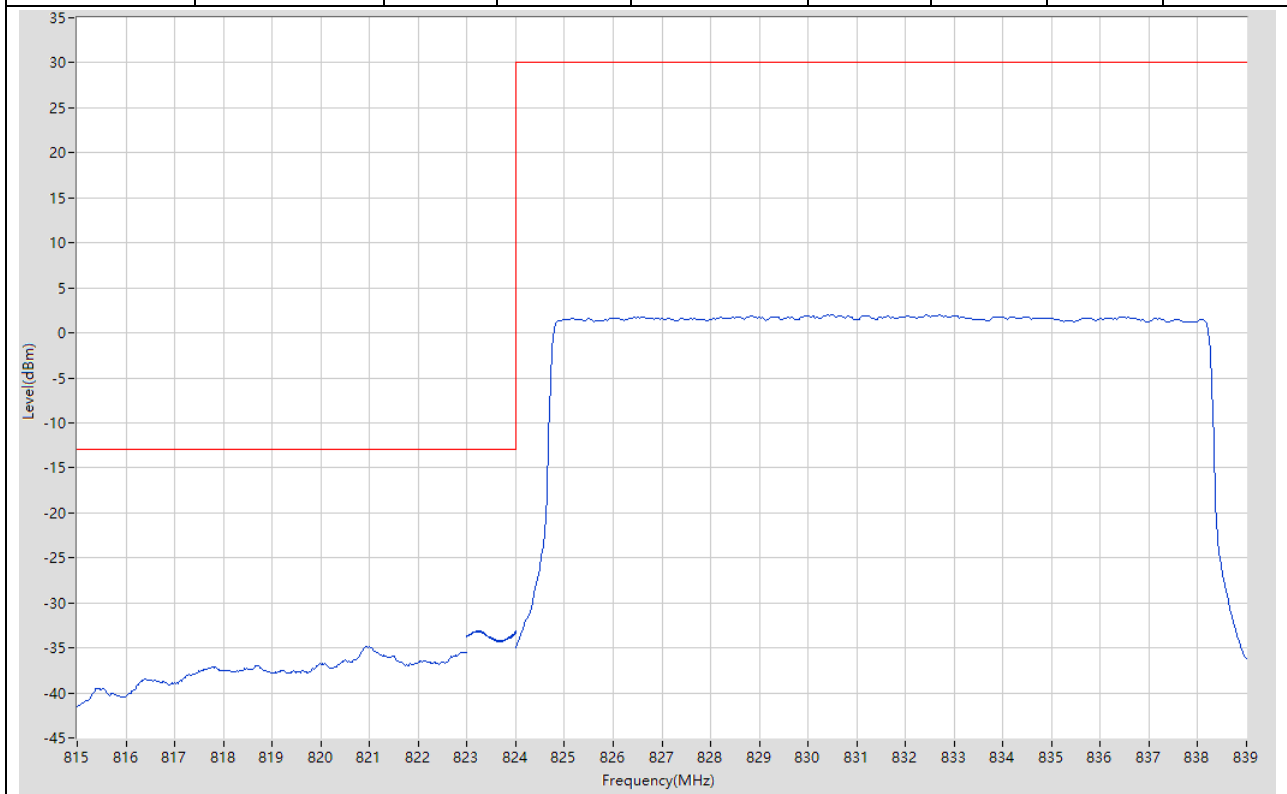
15.35. LTE Band Edge_Part22-24-27(NTNV)(Subtest:35, Channel:26865, Bandwidth:15, Modulation:Q16, RB Number: 1, RB Position:LOW)

Start Frequency (MHz)	Stop Frequency (MHz)	RBW (MHz)	Detector	Frequency (MHz)	Power (dBm)	Limit (dBm)	Verdict	Sweep Point
815	823	0.1	RMS	818.16	-44.06	-13	Pass	401
823	824	0.15	RMS	824	-27.22	-13	Pass	401
824	839	0.1	RMS	824.825	21.05	30	Pass	401



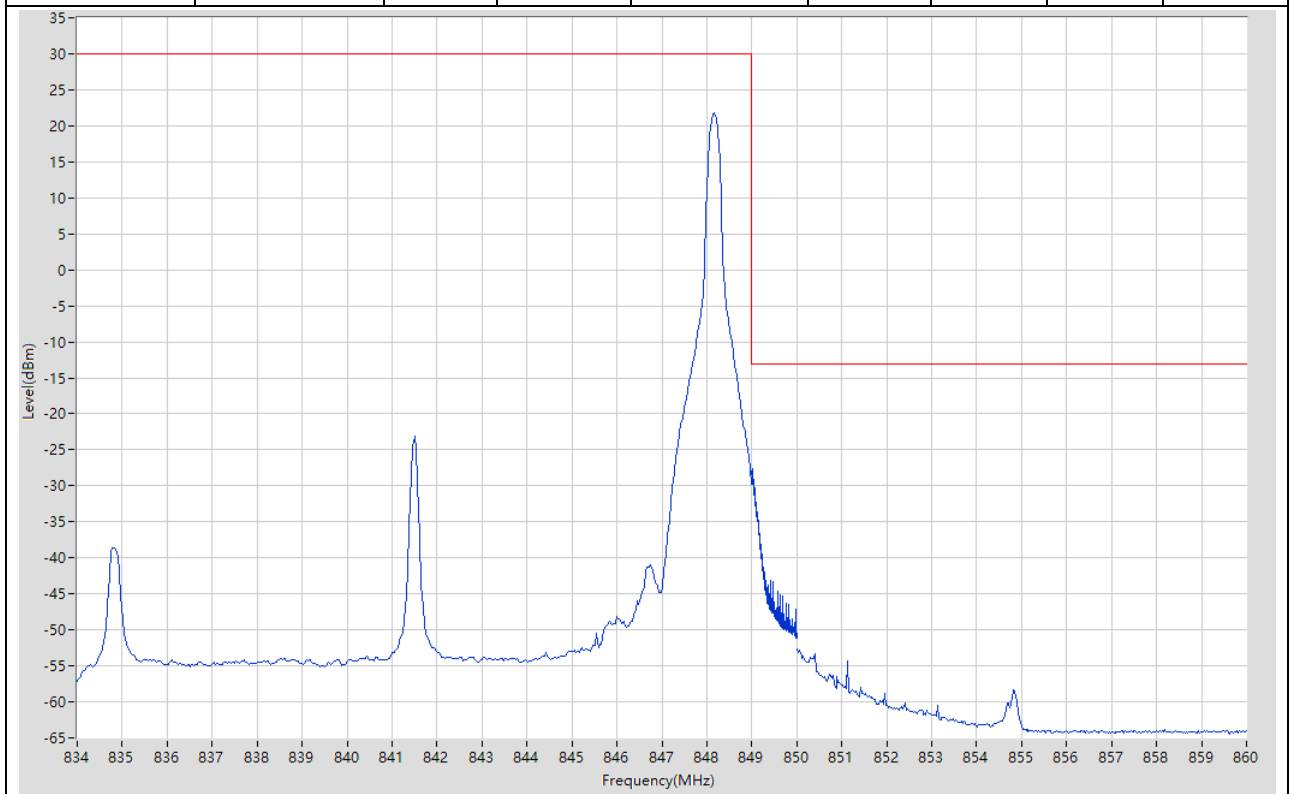
15.36. LTE Band Edge_Part22-24-27(NTNV)(Subtest:36, Channel:26865, Bandwidth:15, Modulation:Q16, RB Number: 75, RB Position:LOW)

Start Frequency (MHz)	Stop Frequency (MHz)	RBW (MHz)	Detector	Frequency (MHz)	Power (dBm)	Limit (dBm)	Verdict	Sweep Point
815	823	0.1	RMS	821	-34.8	-13	Pass	401
823	824	0.15	RMS	823.268	-33.13	-13	Pass	401
824	839	0.1	RMS	830.488	2	30	Pass	401



15.37. LTE Band Edge_Part22-24-27(NTNV)(Subtest:37, Channel:26965, Bandwidth:15, Modulation:QPSK, RB Number: 1, RB Position:HIGH)

Start Frequency (MHz)	Stop Frequency (MHz)	RBW (MHz)	Detector	Frequency (MHz)	Power (dBm)	Limit (dBm)	Verdict	Sweep Point
834	849	0.1	RMS	848.175	21.73	30	Pass	401
849	850	0.15	RMS	849.01	-27.6	-13	Pass	401
850	860	0.1	RMS	850	-52.67	-13	Pass	401



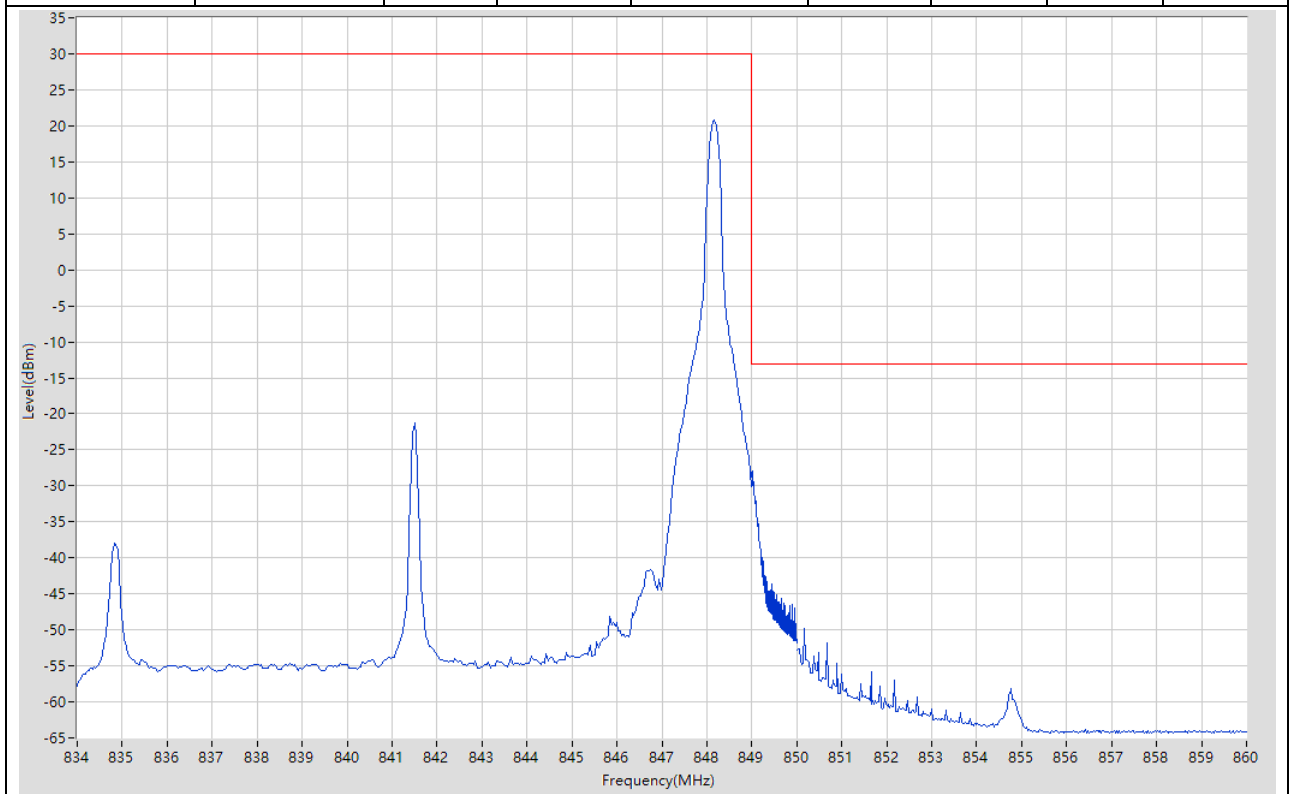
15.38. LTE Band Edge_Part22-24-27(NTNV)(Subtest:38, Channel:26965, Bandwidth:15, Modulation:QPSK, RB Number: 75, RB Position:HIGH)

Start Frequency (MHz)	Stop Frequency (MHz)	RBW (MHz)	Detector	Frequency (MHz)	Power (dBm)	Limit (dBm)	Verdict	Sweep Point
834	849	0.1	RMS	834.9	3.27	30	Pass	401
849	850	0.15	RMS	849.265	-33.74	-13	Pass	401
850	860	0.1	RMS	851.625	-36.73	-13	Pass	401



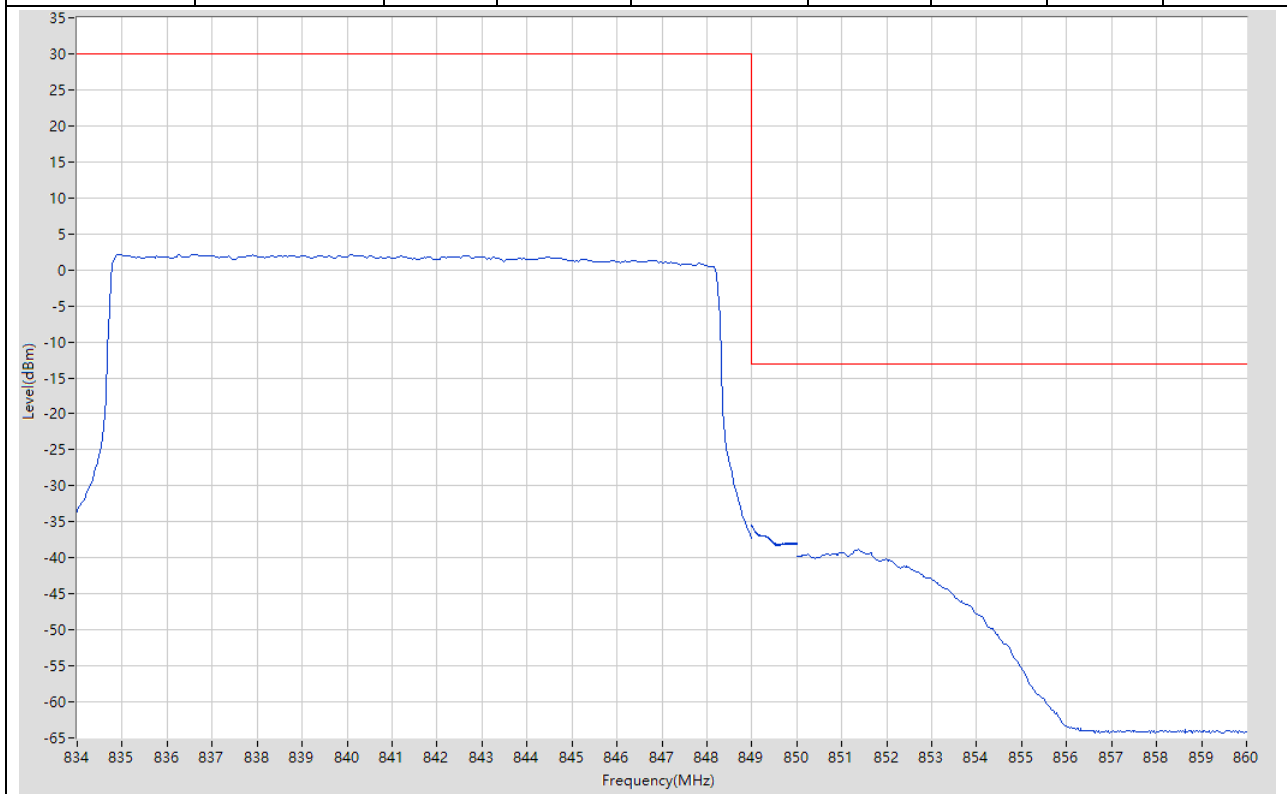
15.39. LTE Band Edge_Part22-24-27(NTNV)(Subtest:39, Channel:26965, Bandwidth:15, Modulation:Q16, RB Number: 1, RB Position:HIGH)

Start Frequency (MHz)	Stop Frequency (MHz)	RBW (MHz)	Detector	Frequency (MHz)	Power (dBm)	Limit (dBm)	Verdict	Sweep Point
834	849	0.1	RMS	848.175	20.74	30	Pass	401
849	850	0.15	RMS	849.01	-27.91	-13	Pass	401
850	860	0.1	RMS	850.175	-49.84	-13	Pass	401



15.40. LTE Band Edge_Part22-24-27(NTNV)(Subtest:40, Channel:26965, Bandwidth:15, Modulation:Q16, RB Number: 75, RB Position:HIGH)

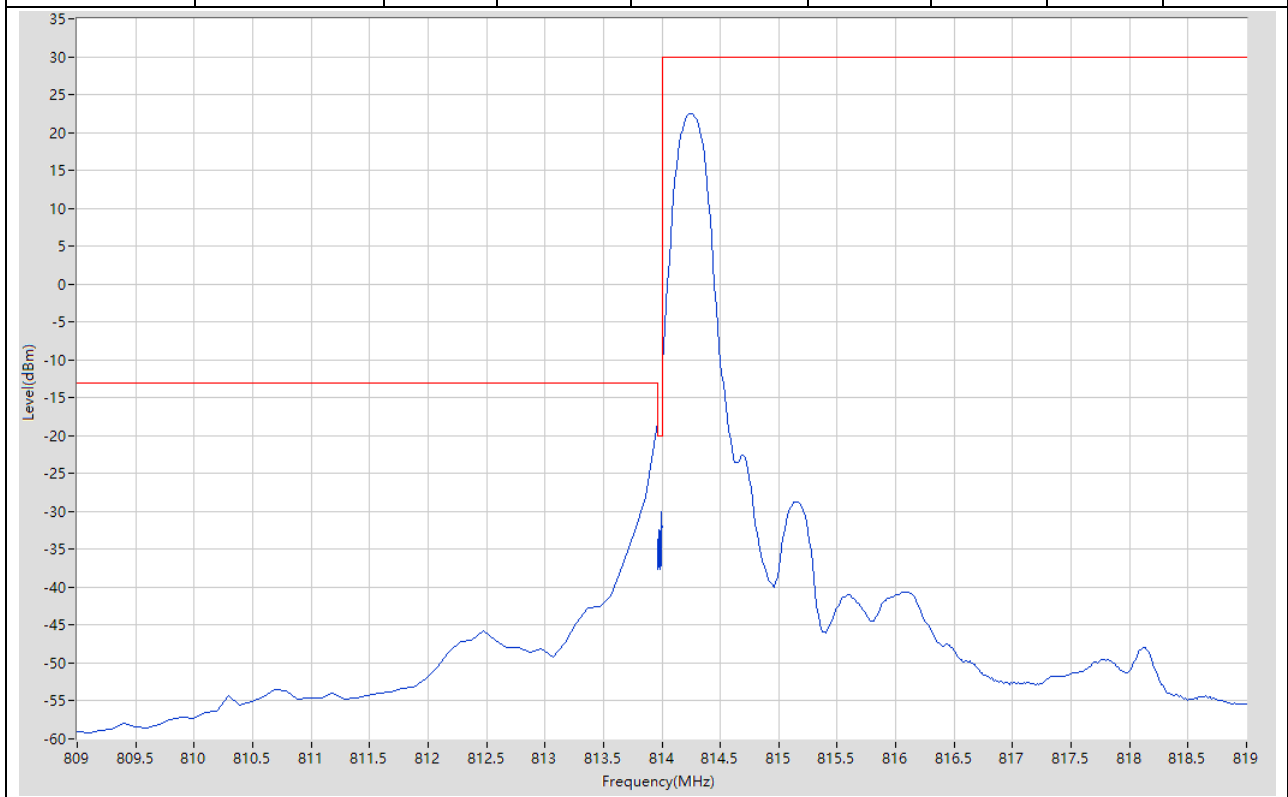
Start Frequency (MHz)	Stop Frequency (MHz)	RBW (MHz)	Detector	Frequency (MHz)	Power (dBm)	Limit (dBm)	Verdict	Sweep Point
834	849	0.1	RMS	834.9	2.14	30	Pass	401
849	850	0.15	RMS	849	-35.5	-13	Pass	401
850	860	0.1	RMS	851.375	-38.79	-13	Pass	401



16. LTE_Band26(part90)

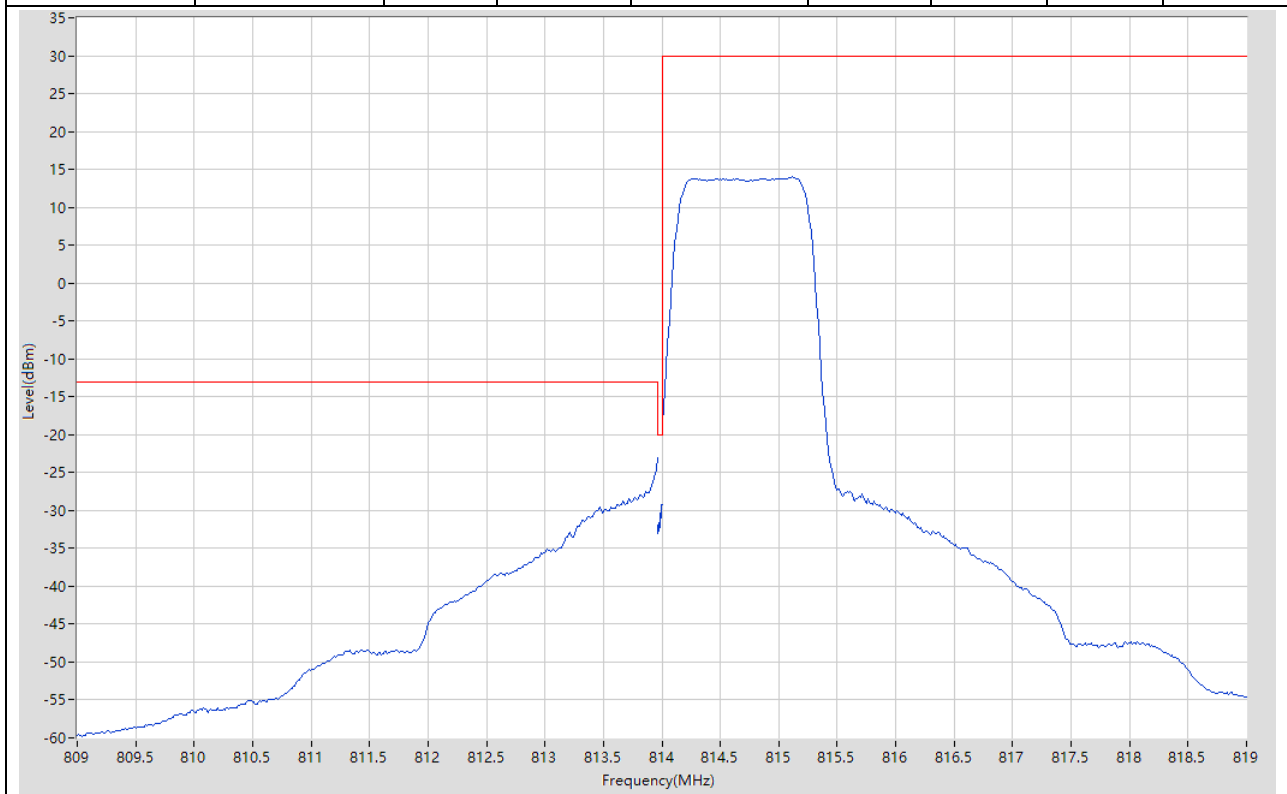
16.1. LTE Band Edge_Part90(NTNV)(Subtest:1, Channel:26697, Bandwidth:1.4, Modulation:QPSK, RB Number: 1, RB Position:LOW)

Start Frequency (MHz)	Stop Frequency (MHz)	RBW (MHz)	Detector	Frequency (MHz)	Power (dBm)	Limit (dBm)	Verdict	Sweep Point
809	813.9625	0.1	RMS	813.963	-18.19	-13	Pass	51
813.9625	814	0.002	RMS	813.994	-30.03	-20	Pass	401
814	819	0.1	RMS	814.25	22.51	30	Pass	401



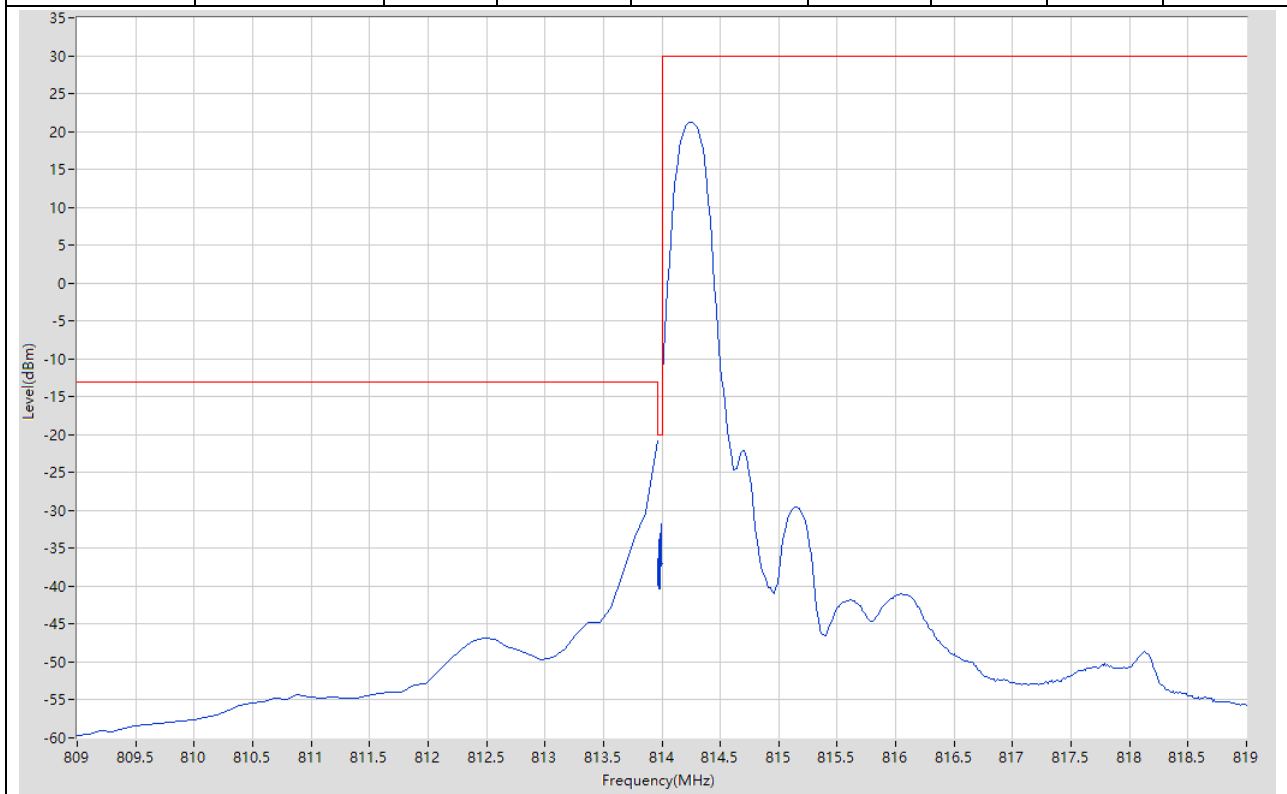
16.2. LTE Band Edge_Part90(NTNV)(Subtest:2, Channel:26697, Bandwidth:1.4, Modulation:QPSK, RB Number: 6, RB Position:LOW)

Start Frequency (MHz)	Stop Frequency (MHz)	RBW (MHz)	Detector	Frequency (MHz)	Power (dBm)	Limit (dBm)	Verdict	Sweep Point
809	813.9625	0.1	RMS	813.963	-23.11	-13	Pass	401
813.9625	814	0.02	RMS	814	-29.24	-20	Pass	401
814	819	0.1	RMS	815.113	14	30	Pass	401



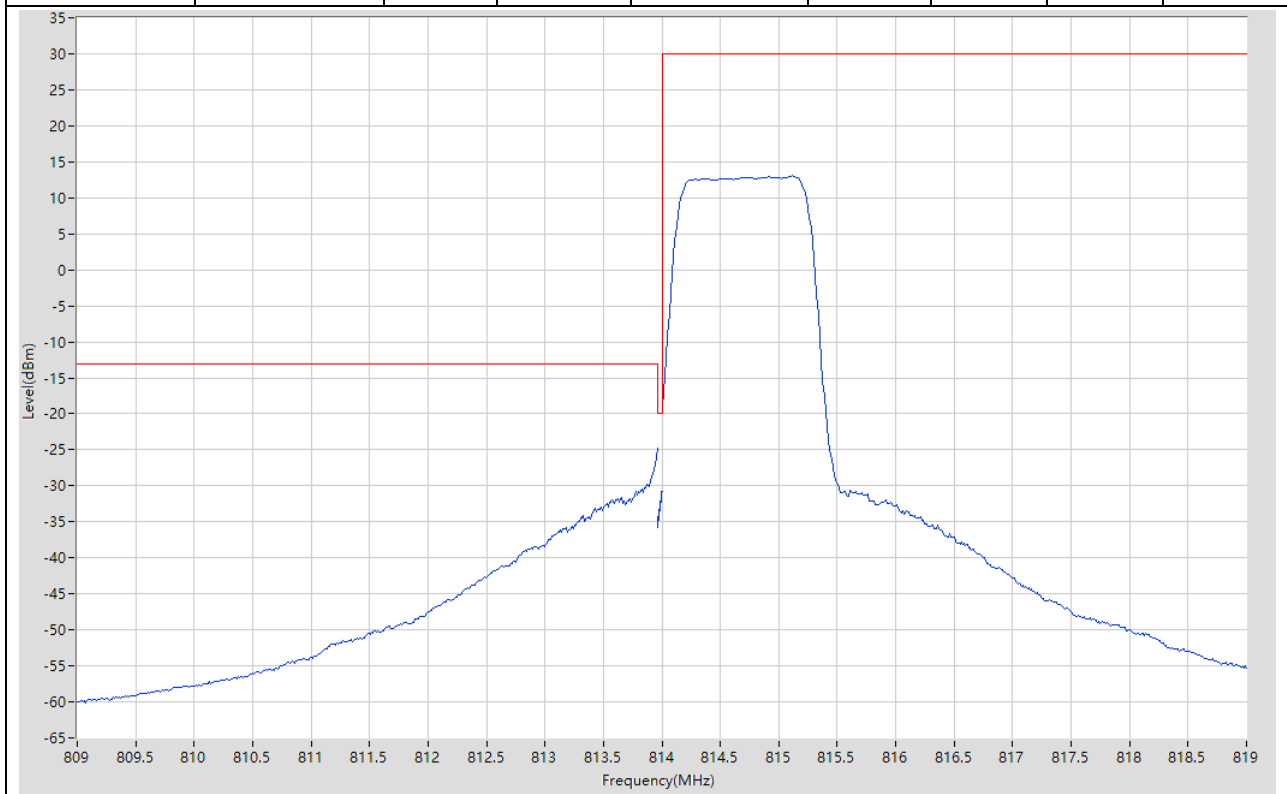
16.3. LTE Band Edge_Part90(NTNV)(Subtest:3, Channel:26697, Bandwidth:1.4, Modulation:Q16, RB Number: 1, RB Position:LOW)

Start Frequency (MHz)	Stop Frequency (MHz)	RBW (MHz)	Detector	Frequency (MHz)	Power (dBm)	Limit (dBm)	Verdict	Sweep Point
809	813.9625	0.1	RMS	813.963	-20.76	-13	Pass	51
813.9625	814	0.002	RMS	813.995	-31.83	-20	Pass	401
814	819	0.1	RMS	814.25	21.21	30	Pass	401



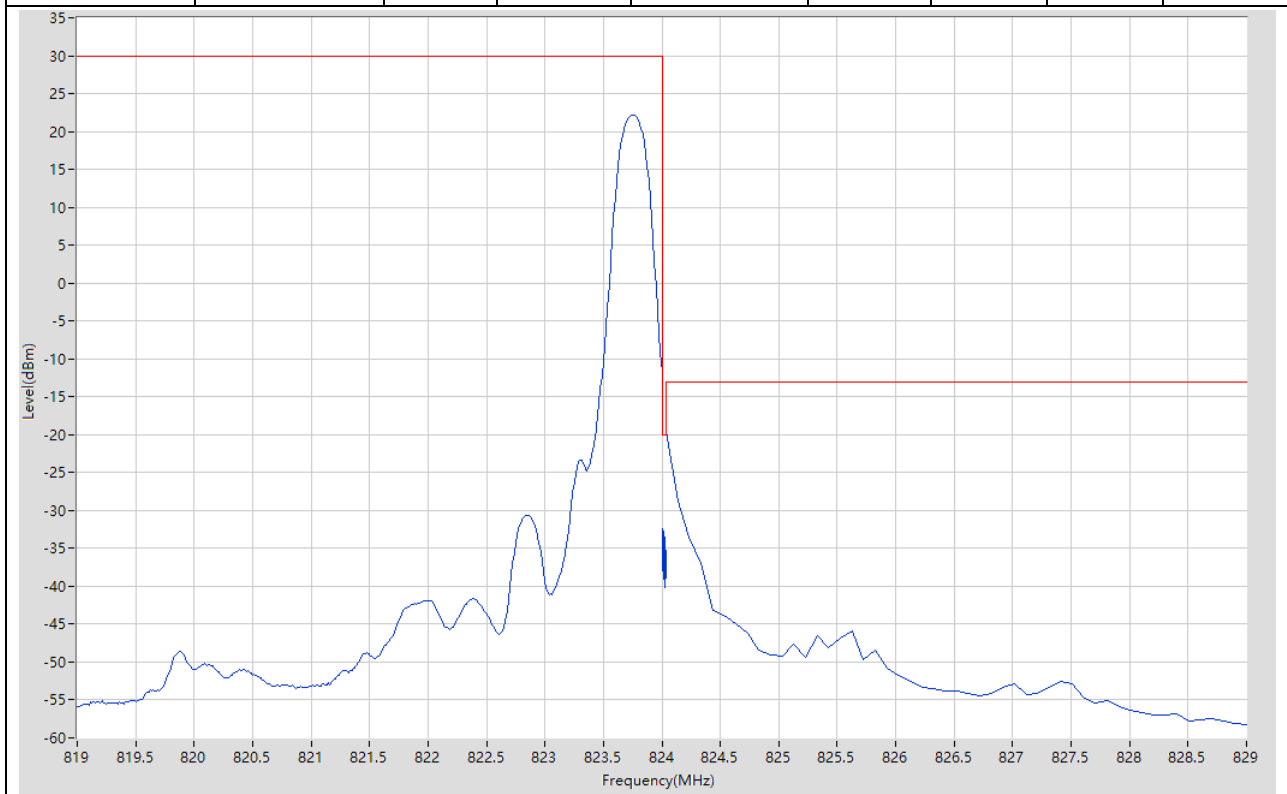
16.4. LTE Band Edge_Part90(NTNV)(Subtest:4, Channel:26697, Bandwidth:1.4, Modulation:Q16, RB Number: 6, RB Position:LOW)

Start Frequency (MHz)	Stop Frequency (MHz)	RBW (MHz)	Detector	Frequency (MHz)	Power (dBm)	Limit (dBm)	Verdict	Sweep Point
809	813.9625	0.1	RMS	813.963	-24.72	-13	Pass	401
813.9625	814	0.02	RMS	813.999	-30.73	-20	Pass	401
814	819	0.1	RMS	815.113	13.08	30	Pass	401



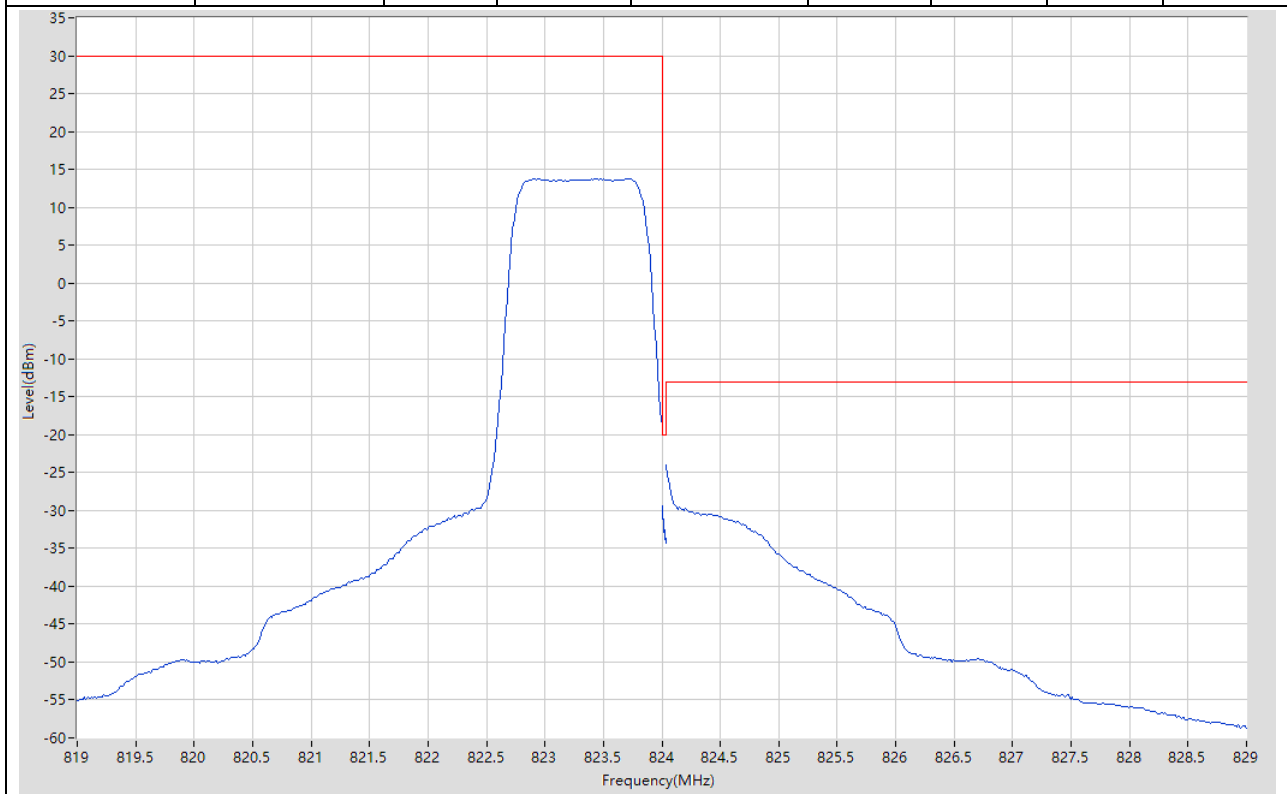
16.5. LTE Band Edge_Part90(NTNV)(Subtest:5, Channel:26783, Bandwidth:1.4, Modulation:QPSK, RB Number: 1, RB Position:HIGH)

Start Frequency (MHz)	Stop Frequency (MHz)	RBW (MHz)	Detector	Frequency (MHz)	Power (dBm)	Limit (dBm)	Verdict	Sweep Point
819	824	0.1	RMS	823.75	22.16	30	Pass	401
824	824.0375	0.002	RMS	824.004	-32.33	-20	Pass	401
824.0375	829	0.1	RMS	824.038	-19.5	-13	Pass	51



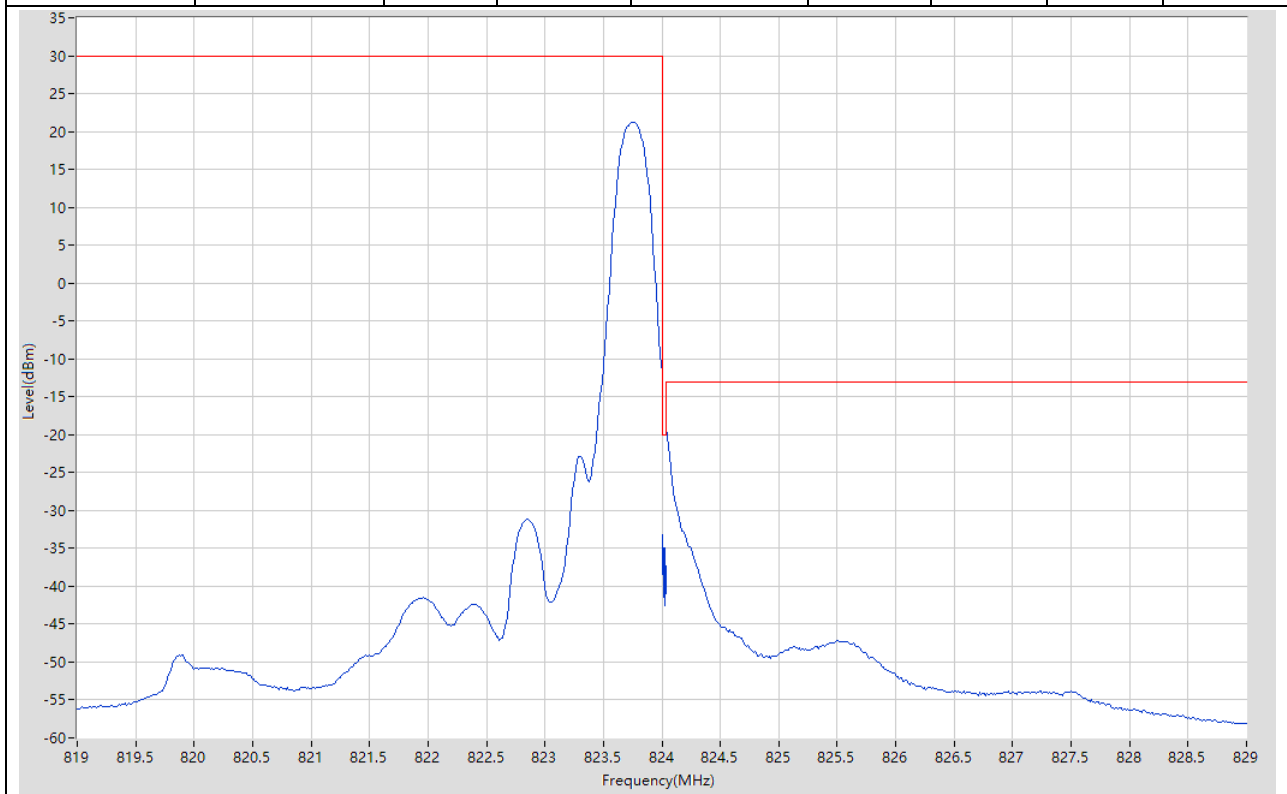
16.6. LTE Band Edge_Part90(NTNV)(Subtest:6, Channel:26783, Bandwidth:1.4, Modulation:QPSK, RB Number: 6, RB Position:HIGH)

Start Frequency (MHz)	Stop Frequency (MHz)	RBW (MHz)	Detector	Frequency (MHz)	Power (dBm)	Limit (dBm)	Verdict	Sweep Point
819	824	0.1	RMS	823.45	13.76	30	Pass	401
824	824.0375	0.02	RMS	824	-29.4	-20	Pass	401
824.0375	829	0.1	RMS	824.038	-24.07	-13	Pass	401



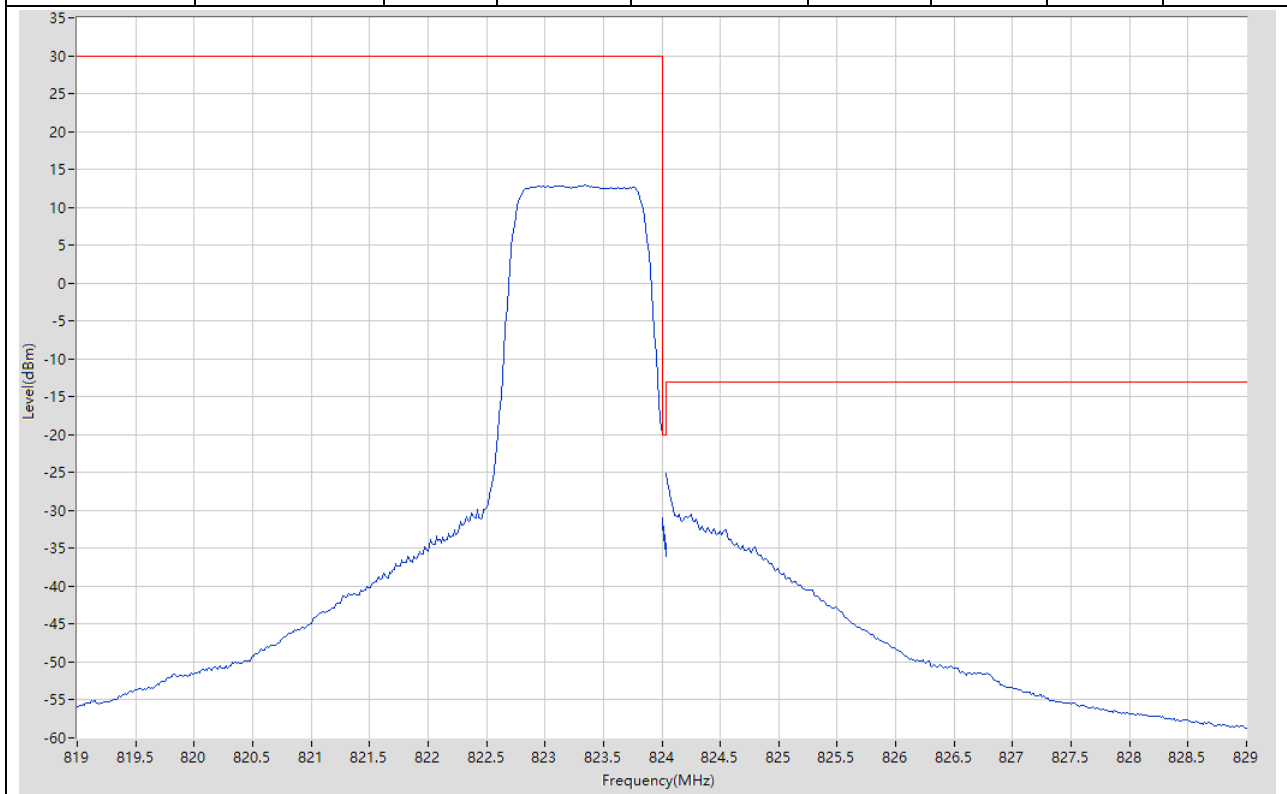
16.7. LTE Band Edge_Part90(NTNV)(Subtest:7, Channel:26783, Bandwidth:1.4, Modulation:Q16, RB Number: 1, RB Position:HIGH)

Start Frequency (MHz)	Stop Frequency (MHz)	RBW (MHz)	Detector	Frequency (MHz)	Power (dBm)	Limit (dBm)	Verdict	Sweep Point
819	824	0.1	RMS	823.75	21.2	30	Pass	401
824	824.0375	0.002	RMS	824.008	-33.22	-20	Pass	401
824.0375	829	0.1	RMS	824.038	-18.78	-13	Pass	401



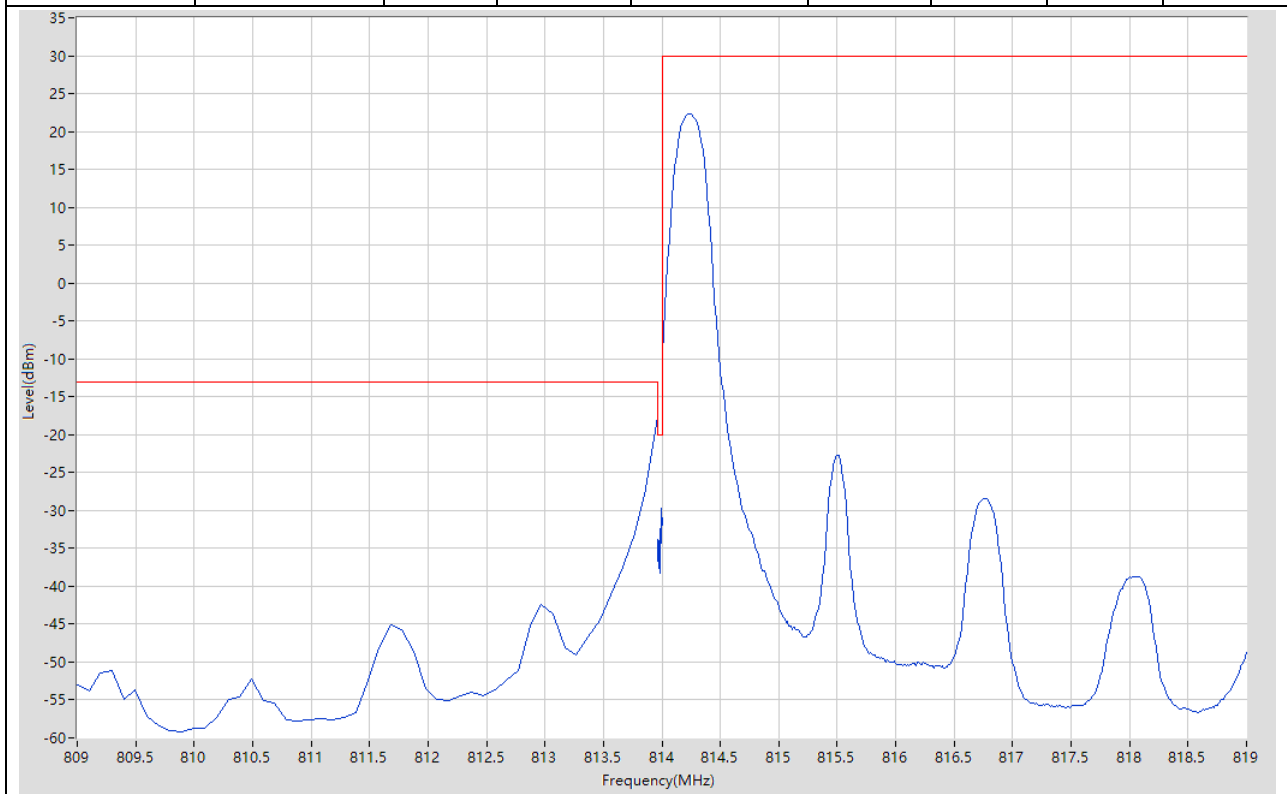
16.8. LTE Band Edge_Part90(NTNV)(Subtest:8, Channel:26783, Bandwidth:1.4, Modulation:Q16, RB Number: 6, RB Position:HIGH)

Start Frequency (MHz)	Stop Frequency (MHz)	RBW (MHz)	Detector	Frequency (MHz)	Power (dBm)	Limit (dBm)	Verdict	Sweep Point
819	824	0.1	RMS	823.35	12.89	30	Pass	401
824	824.0375	0.02	RMS	824	-30.97	-20	Pass	401
824.0375	829	0.1	RMS	824.038	-25.14	-13	Pass	401



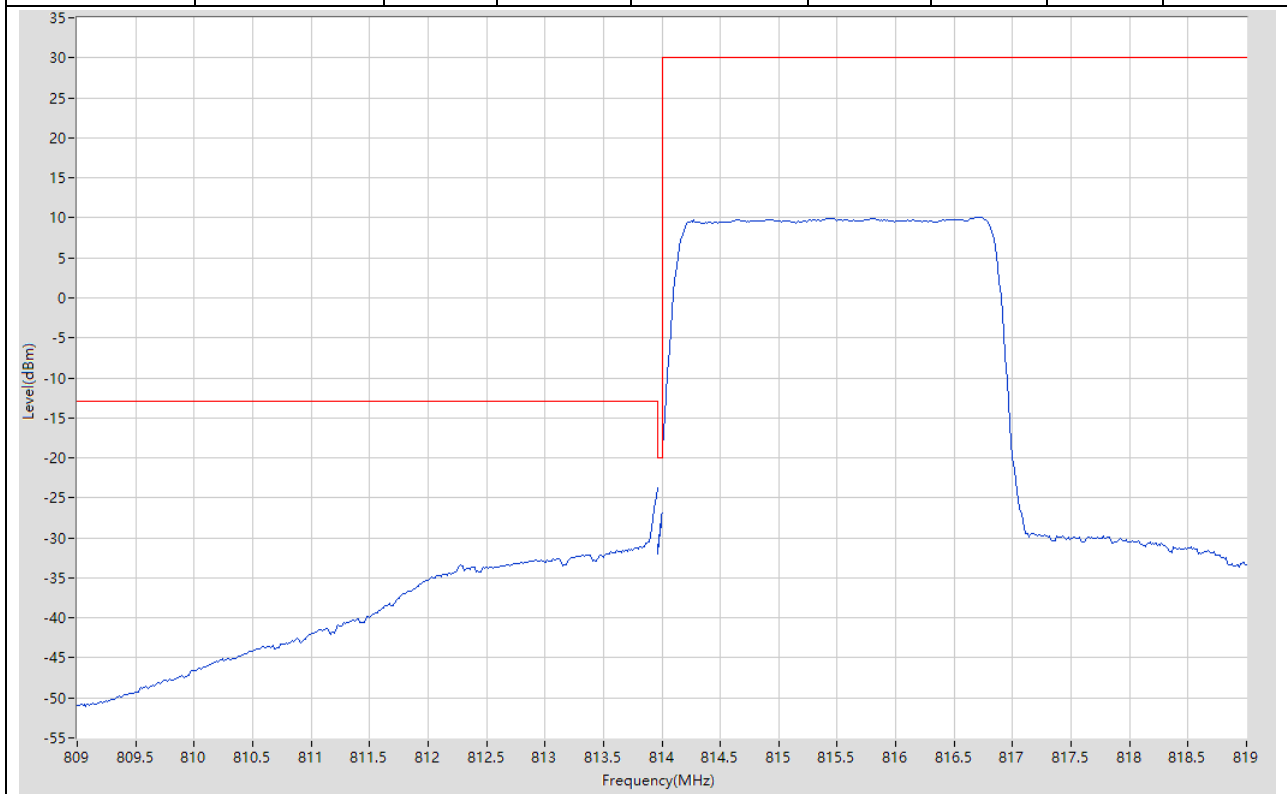
16.9. LTE Band Edge_Part90(NTNV)(Subtest:9, Channel:26705, Bandwidth:3, Modulation:QPSK, RB Number: 1, RB Position:LOW)

Start Frequency (MHz)	Stop Frequency (MHz)	RBW (MHz)	Detector	Frequency (MHz)	Power (dBm)	Limit (dBm)	Verdict	Sweep Point
809	813.9625	0.1	RMS	813.963	-17.51	-13	Pass	51
813.9625	814	0.002	RMS	813.998	-29.68	-20	Pass	20
814	819	0.1	RMS	814.238	22.31	30	Pass	401



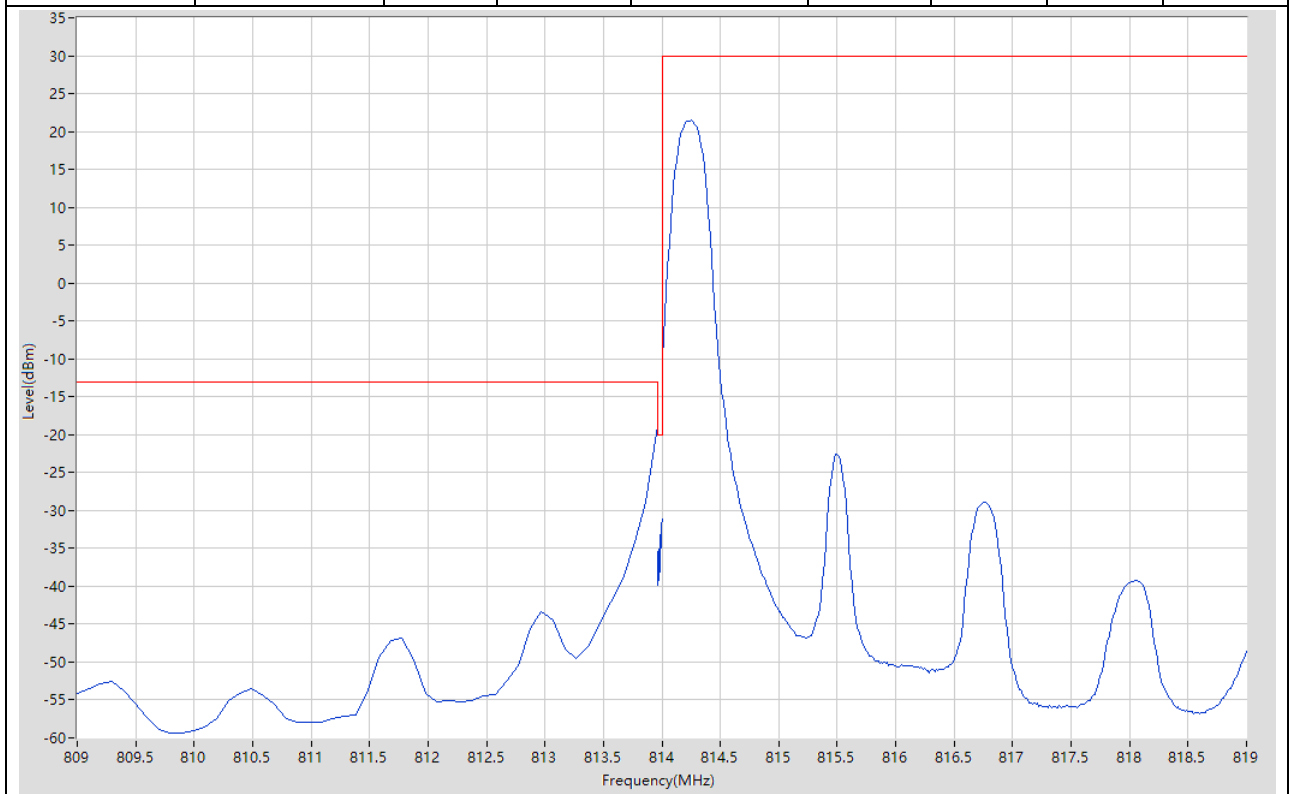
16.10. LTE Band Edge_Part90(NTNV)(Subtest:10, Channel:26705, Bandwidth:3, Modulation:QPSK, RB Number: 15, RB Position:LOW)

Start Frequency (MHz)	Stop Frequency (MHz)	RBW (MHz)	Detector	Frequency (MHz)	Power (dBm)	Limit (dBm)	Verdict	Sweep Point
809	813.9625	0.1	RMS	813.963	-23.72	-13	Pass	401
813.9625	814	0.03	RMS	814	-26.96	-20	Pass	401
814	819	0.1	RMS	816.688	10.1	30	Pass	401



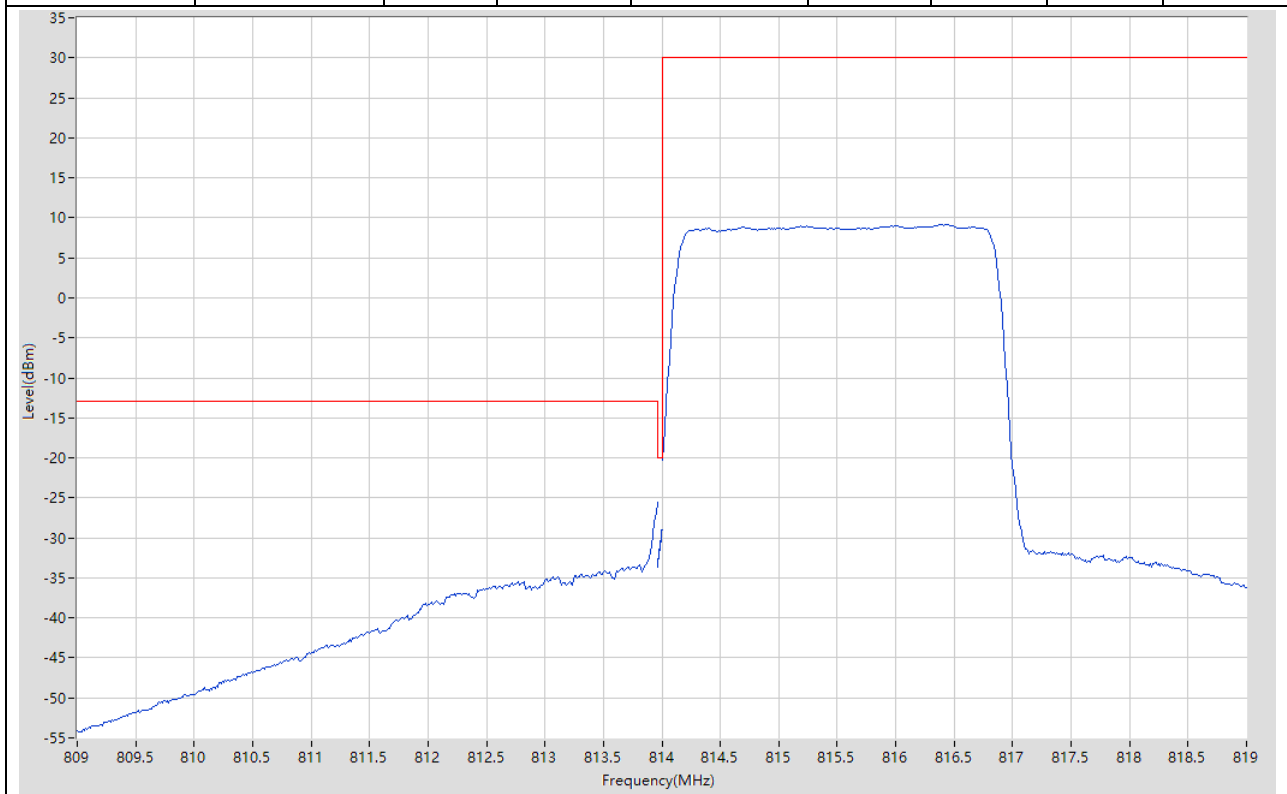
16.11. LTE Band Edge_Part90(NTNV)(Subtest:11, Channel:26705, Bandwidth:3, Modulation:Q16, RB Number: 1, RB Position:LOW)

Start Frequency (MHz)	Stop Frequency (MHz)	RBW (MHz)	Detector	Frequency (MHz)	Power (dBm)	Limit (dBm)	Verdict	Sweep Point
809	813.9625	0.1	RMS	813.963	-18.8	-13	Pass	51
813.9625	814	0.002	RMS	814	-31.17	-20	Pass	20
814	819	0.1	RMS	814.25	21.53	30	Pass	401



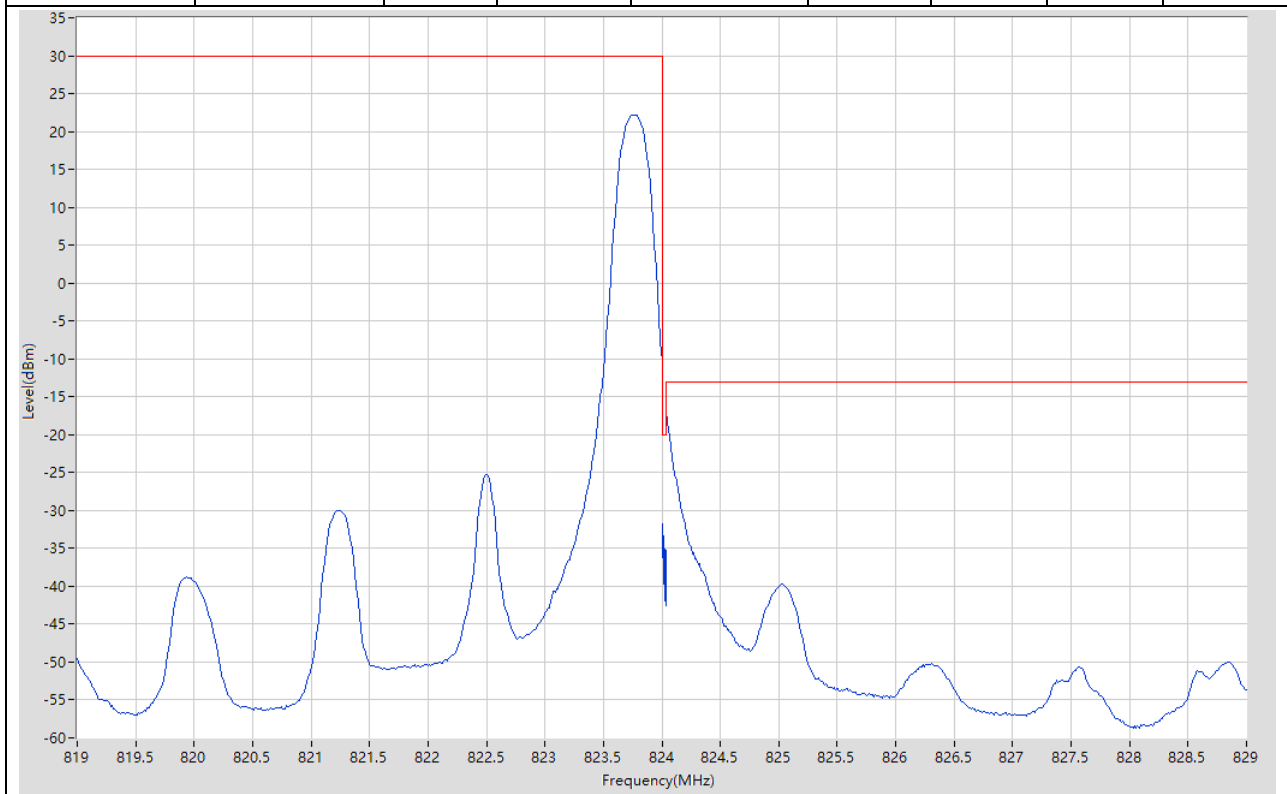
16.12. LTE Band Edge_Part90(NTNV)(Subtest:12, Channel:26705, Bandwidth:3, Modulation:Q16, RB Number: 15, RB Position:LOW)

Start Frequency (MHz)	Stop Frequency (MHz)	RBW (MHz)	Detector	Frequency (MHz)	Power (dBm)	Limit (dBm)	Verdict	Sweep Point
809	813.9625	0.1	RMS	813.963	-25.6	-13	Pass	401
813.9625	814	0.03	RMS	814	-29.03	-20	Pass	401
814	819	0.1	RMS	816.438	9.17	30	Pass	401



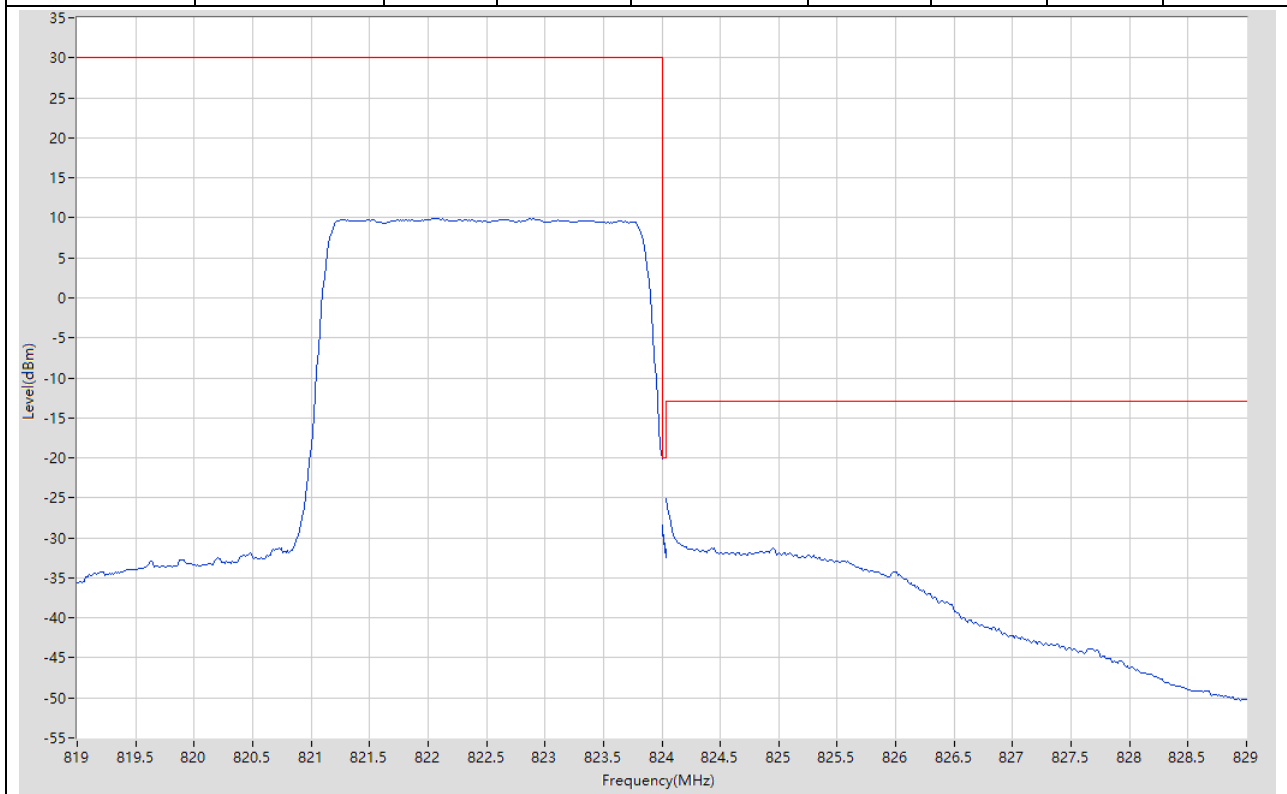
16.13. LTE Band Edge_Part90(NTNV)(Subtest:13, Channel:26775, Bandwidth:3, Modulation:QPSK, RB Number: 1, RB Position:HIGH)

Start Frequency (MHz)	Stop Frequency (MHz)	RBW (MHz)	Detector	Frequency (MHz)	Power (dBm)	Limit (dBm)	Verdict	Sweep Point
819	824	0.1	RMS	823.763	22.22	30	Pass	401
824	824.0375	0.002	RMS	824.002	-31.74	-20	Pass	20
824.0375	829	0.1	RMS	824.038	-16.76	-13	Pass	401



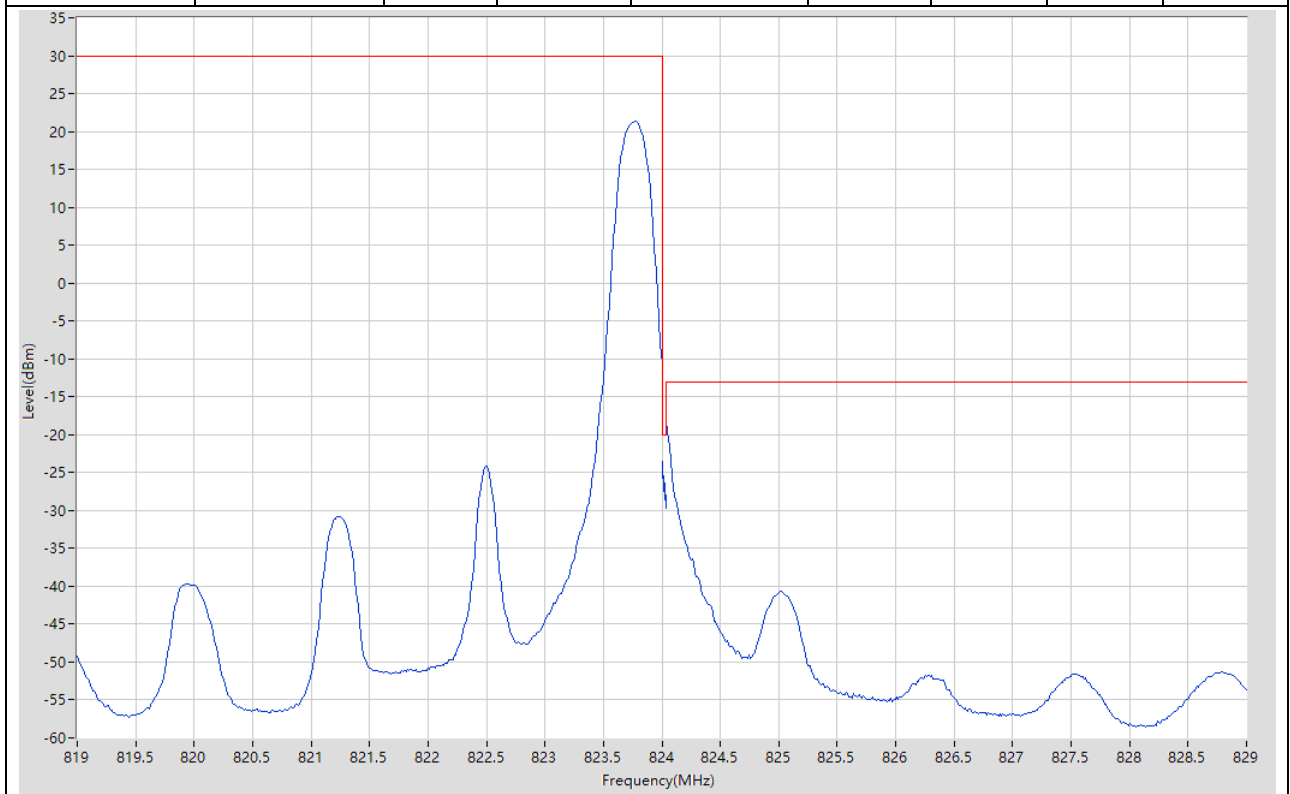
16.14. LTE Band Edge_Part90(NTNV)(Subtest:14, Channel:26775, Bandwidth:3, Modulation:QPSK, RB Number: 15, RB Position:HIGH)

Start Frequency (MHz)	Stop Frequency (MHz)	RBW (MHz)	Detector	Frequency (MHz)	Power (dBm)	Limit (dBm)	Verdict	Sweep Point
819	824	0.1	RMS	822.075	9.93	30	Pass	401
824	824.0375	0.03	RMS	824.001	-28.45	-20	Pass	401
824.0375	829	0.1	RMS	824.038	-25.03	-13	Pass	401



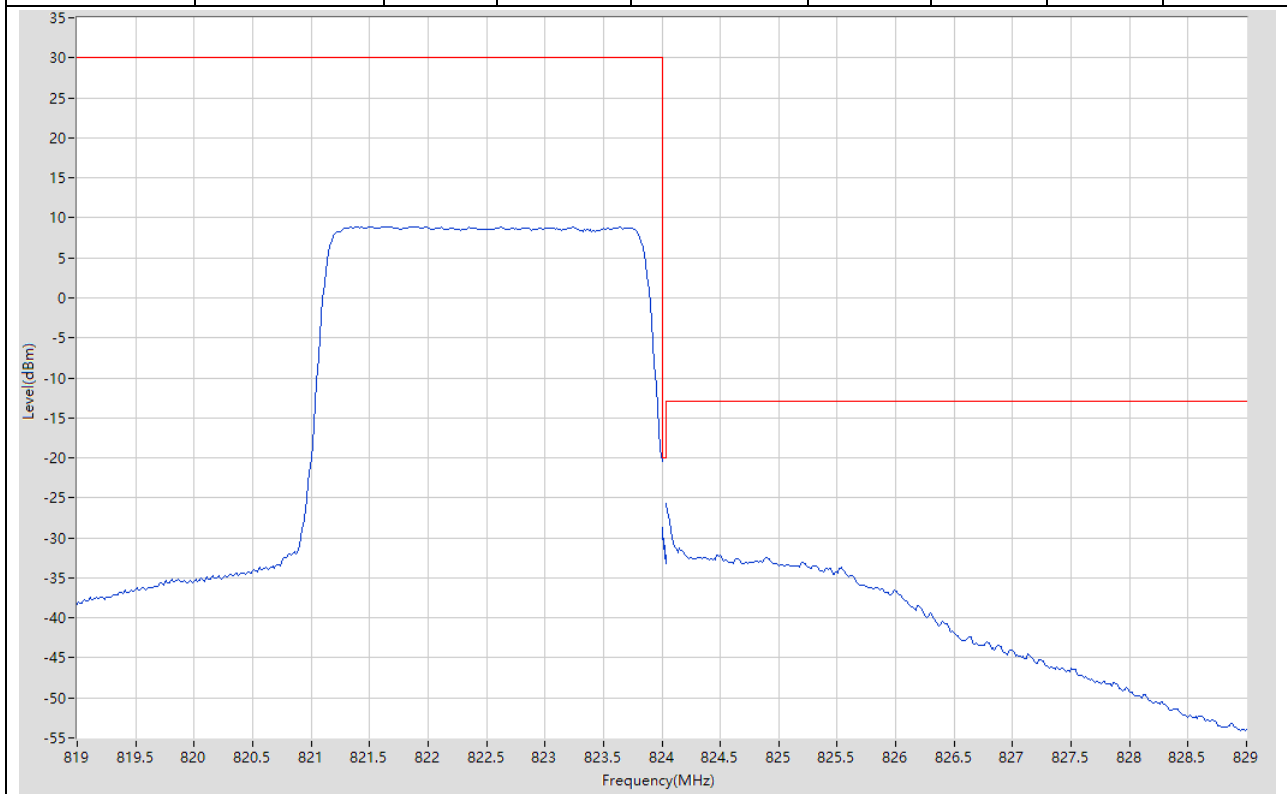
16.15. LTE Band Edge_Part90(NTNV)(Subtest:15, Channel:26775, Bandwidth:3, Modulation:Q16, RB Number: 1, RB Position:HIGH)

Start Frequency (MHz)	Stop Frequency (MHz)	RBW (MHz)	Detector	Frequency (MHz)	Power (dBm)	Limit (dBm)	Verdict	Sweep Point
819	824	0.1	RMS	823.775	21.29	30	Pass	401
824	824.0375	0.02	RMS	824.002	-23.55	-20	Pass	401
824.0375	829	0.1	RMS	824.038	-17.79	-13	Pass	401



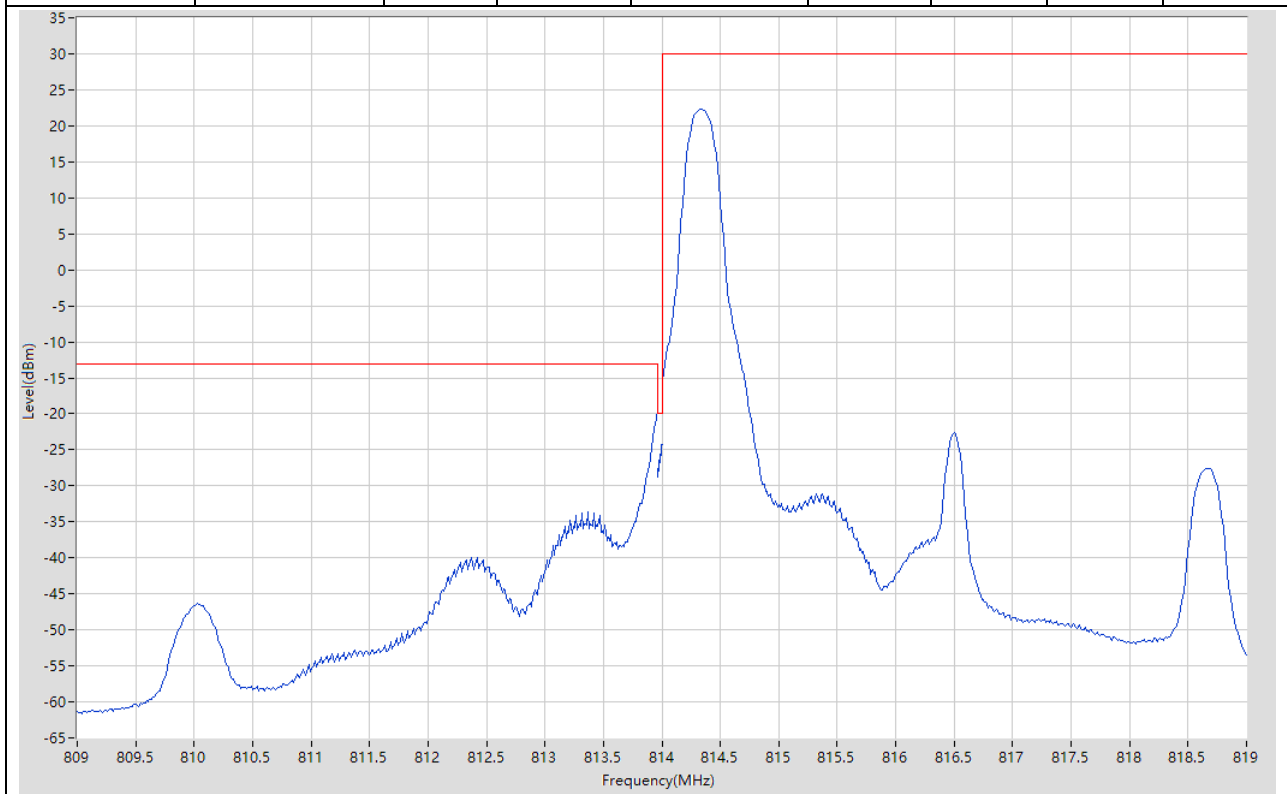
16.16. LTE Band Edge_Part90(NTNV)(Subtest:16, Channel:26775, Bandwidth:3, Modulation:Q16, RB Number: 15, RB Position:HIGH)

Start Frequency (MHz)	Stop Frequency (MHz)	RBW (MHz)	Detector	Frequency (MHz)	Power (dBm)	Limit (dBm)	Verdict	Sweep Point
819	824	0.1	RMS	821.625	8.93	30	Pass	401
824	824.0375	0.03	RMS	824	-28.76	-20	Pass	401
824.0375	829	0.1	RMS	824.038	-25.69	-13	Pass	401



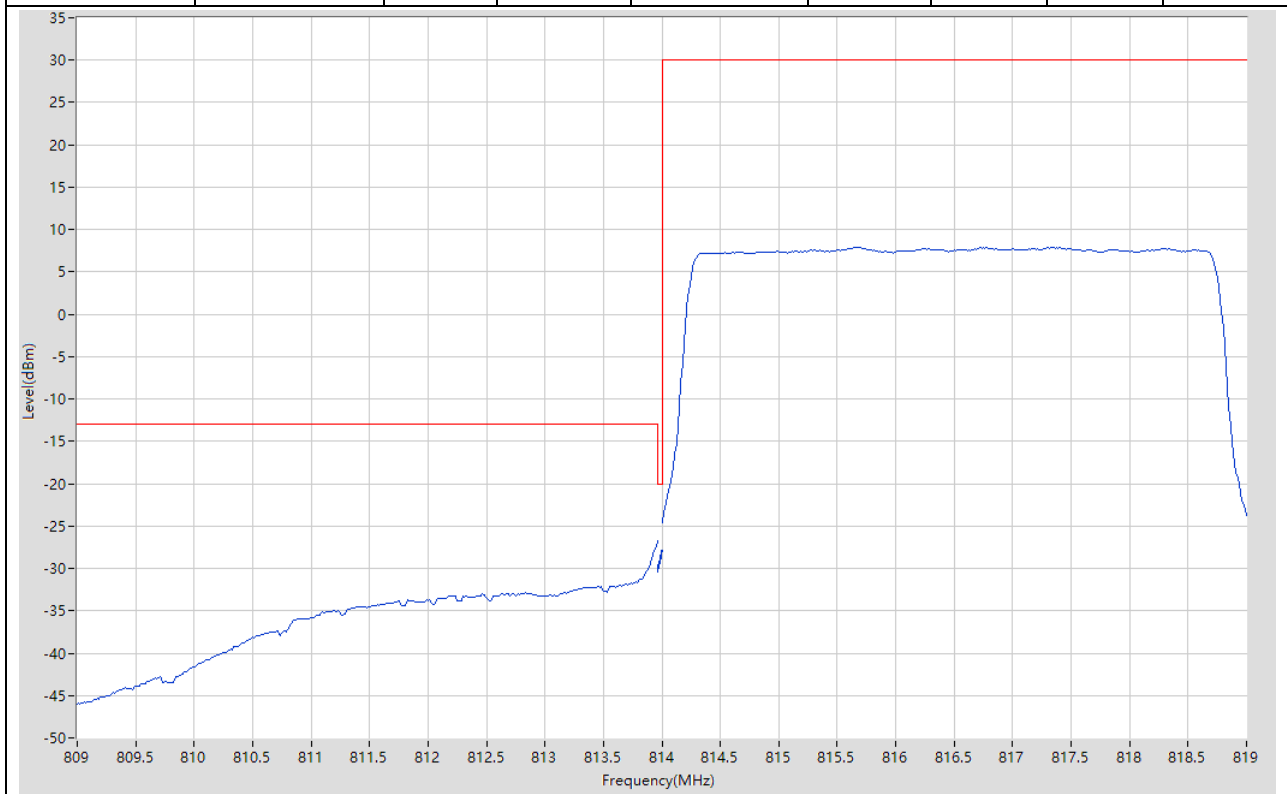
16.17. LTE Band Edge_Part90(NTNV)(Subtest:17, Channel:26715, Bandwidth:5, Modulation:QPSK, RB Number: 1, RB Position:LOW)

Start Frequency (MHz)	Stop Frequency (MHz)	RBW (MHz)	Detector	Frequency (MHz)	Power (dBm)	Limit (dBm)	Verdict	Sweep Point
809	813.9625	0.1	RMS	813.963	-19.38	-13	Pass	401
813.9625	814	0.02	RMS	814	-24.24	-20	Pass	401
814	819	0.1	RMS	814.338	22.25	30	Pass	401



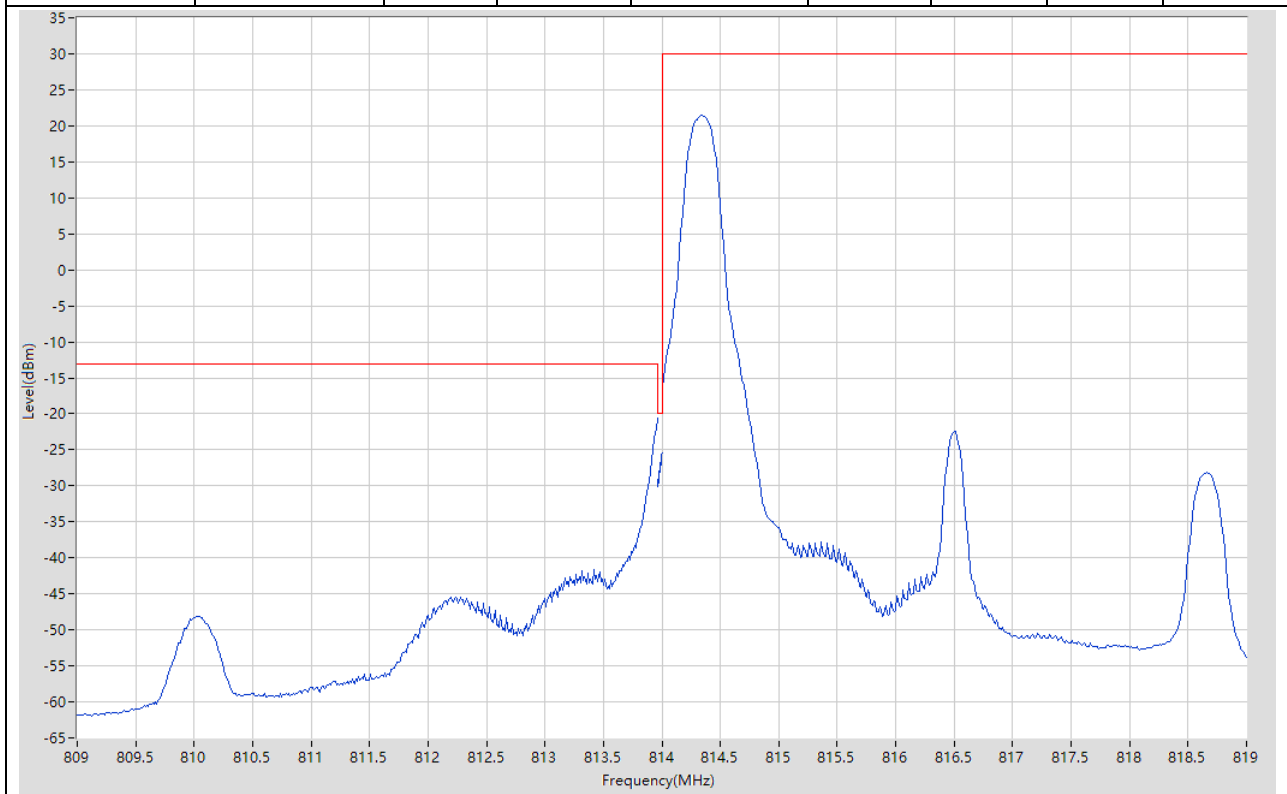
16.18. LTE Band Edge_Part90(NTNV)(Subtest:18, Channel:26715, Bandwidth:5, Modulation:QPSK, RB Number: 25, RB Position:LOW)

Start Frequency (MHz)	Stop Frequency (MHz)	RBW (MHz)	Detector	Frequency (MHz)	Power (dBm)	Limit (dBm)	Verdict	Sweep Point
809	813.9625	0.1	RMS	813.963	-26.7	-13	Pass	401
813.9625	814	0.051	RMS	813.999	-27.84	-20	Pass	401
814	819	0.1	RMS	817.35	7.96	30	Pass	401



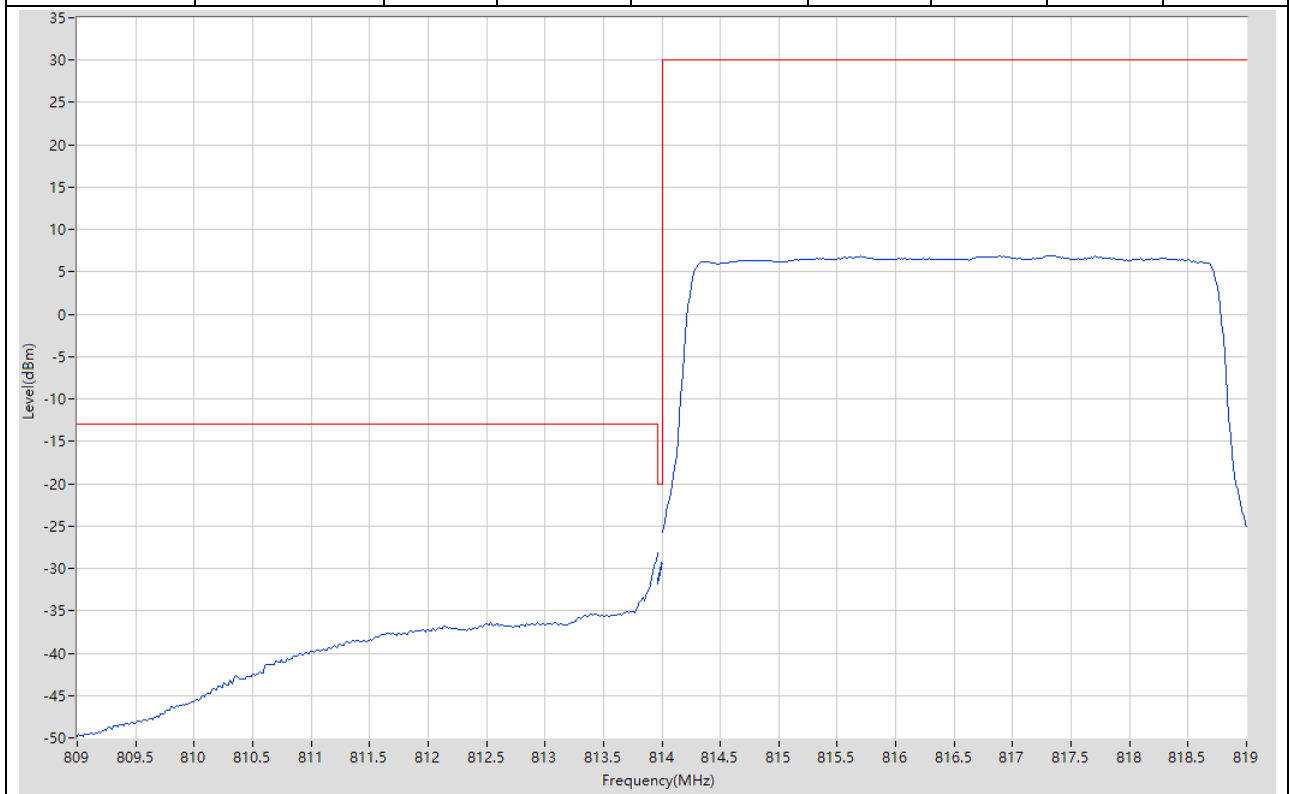
16.19. LTE Band Edge_Part90(NTNV)(Subtest:19, Channel:26715, Bandwidth:5, Modulation:Q16, RB Number: 1, RB Position:LOW)

Start Frequency (MHz)	Stop Frequency (MHz)	RBW (MHz)	Detector	Frequency (MHz)	Power (dBm)	Limit (dBm)	Verdict	Sweep Point
809	813.9625	0.1	RMS	813.963	-20.54	-13	Pass	401
813.9625	814	0.02	RMS	814	-25.37	-20	Pass	401
814	819	0.1	RMS	814.338	21.42	30	Pass	401



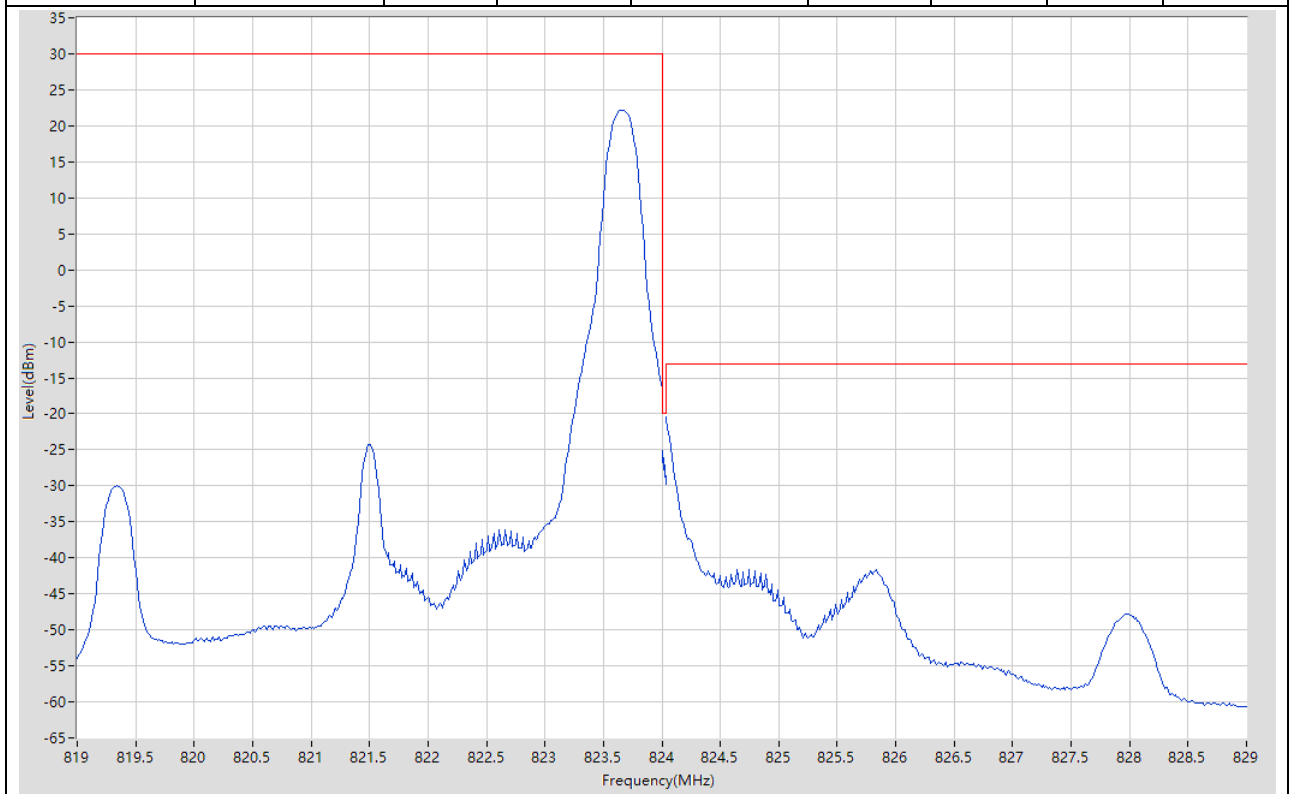
16.20. LTE Band Edge_Part90(NTNV)(Subtest:20, Channel:26715, Bandwidth:5, Modulation:Q16, RB Number: 25, RB Position:LOW)

Start Frequency (MHz)	Stop Frequency (MHz)	RBW (MHz)	Detector	Frequency (MHz)	Power (dBm)	Limit (dBm)	Verdict	Sweep Point
809	813.9625	0.1	RMS	813.963	-28.12	-13	Pass	401
813.9625	814	0.051	RMS	813.999	-29.24	-20	Pass	401
814	819	0.1	RMS	817.313	6.97	30	Pass	401



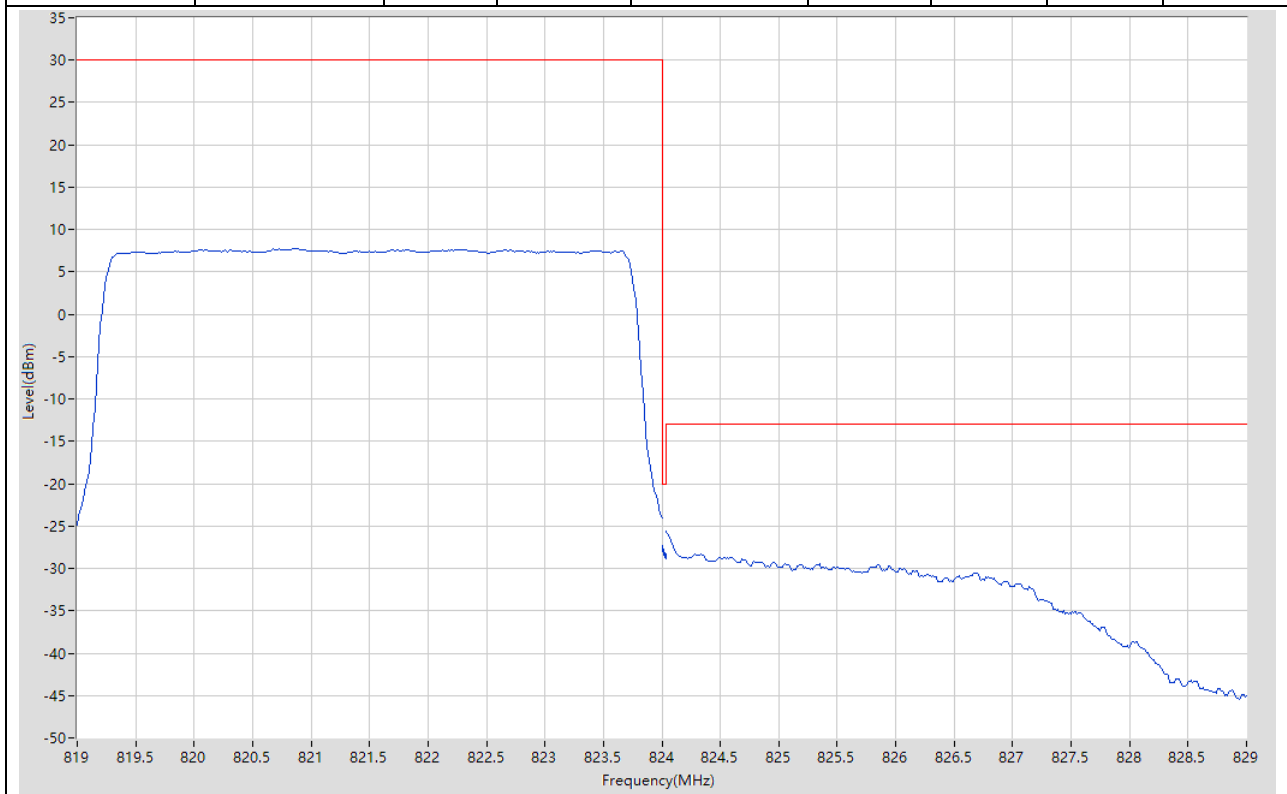
16.21. LTE Band Edge_Part90(NTNV)(Subtest:21, Channel:26765, Bandwidth:5, Modulation:QPSK, RB Number: 1, RB Position:HIGH)

Start Frequency (MHz)	Stop Frequency (MHz)	RBW (MHz)	Detector	Frequency (MHz)	Power (dBm)	Limit (dBm)	Verdict	Sweep Point
819	824	0.1	RMS	823.663	22.18	30	Pass	401
824	824.0375	0.02	RMS	824	-25.03	-20	Pass	401
824.0375	829	0.1	RMS	824.038	-20.36	-13	Pass	401



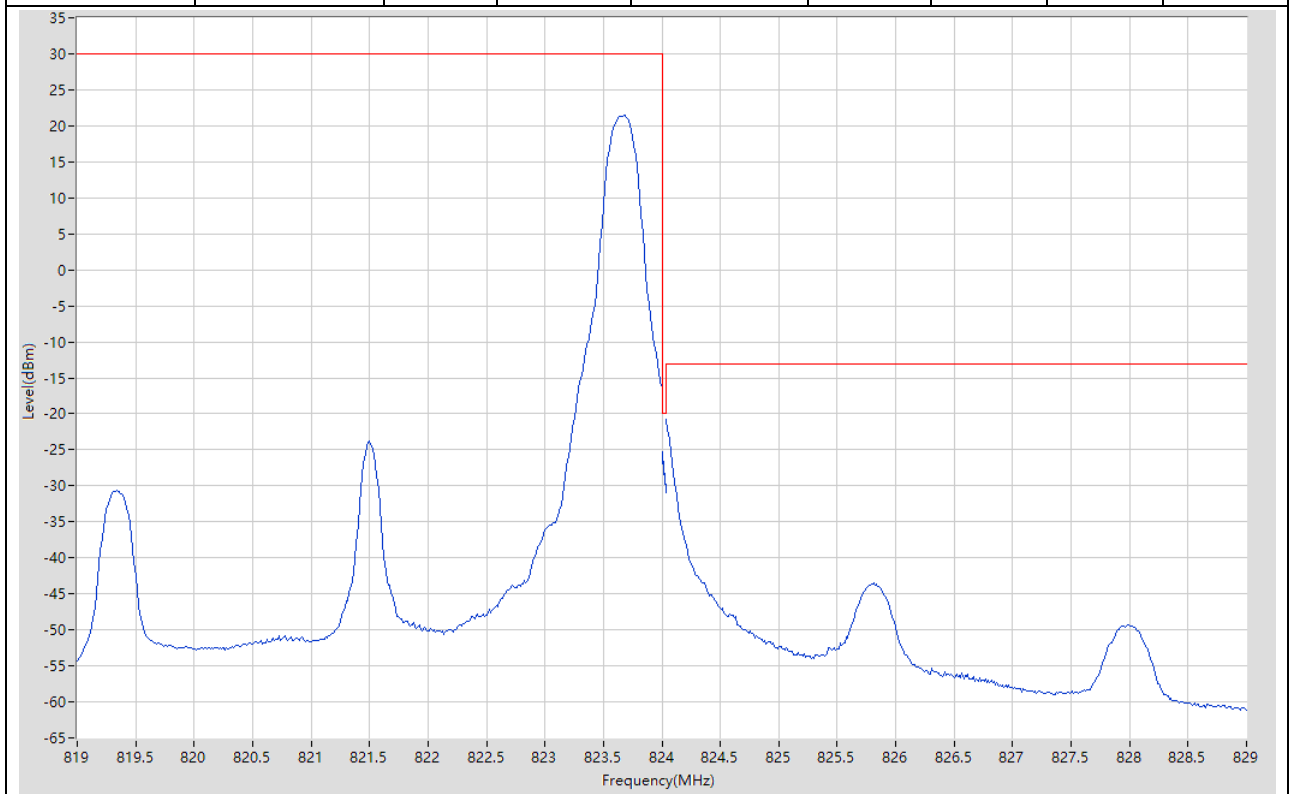
16.22. LTE Band Edge_Part90(NTNV)(Subtest:22, Channel:26765, Bandwidth:5, Modulation:QPSK, RB Number: 25, RB Position:HIGH)

Start Frequency (MHz)	Stop Frequency (MHz)	RBW (MHz)	Detector	Frequency (MHz)	Power (dBm)	Limit (dBm)	Verdict	Sweep Point
819	824	0.1	RMS	820.888	7.75	30	Pass	401
824	824.0375	0.051	RMS	824.001	-27.22	-20	Pass	401
824.0375	829	0.1	RMS	824.038	-25.6	-13	Pass	401



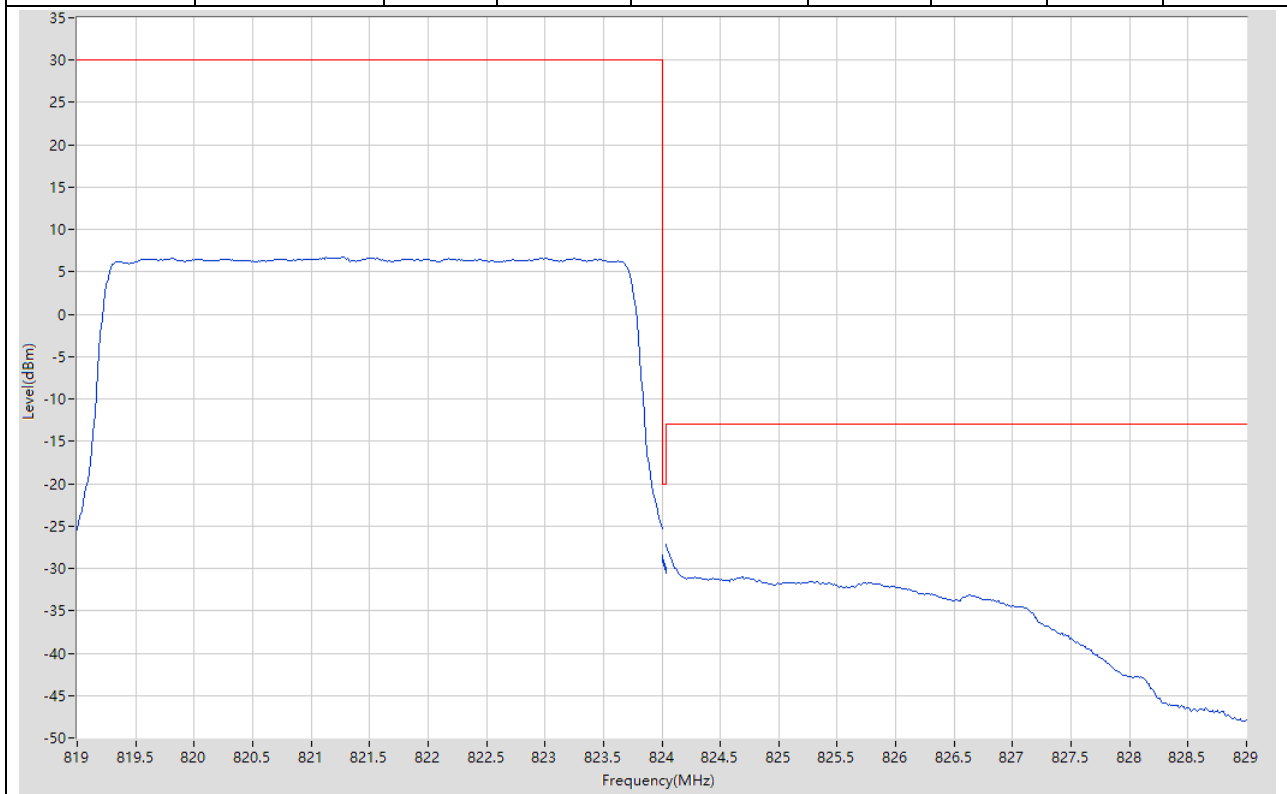
16.23. LTE Band Edge_Part90(NTNV)(Subtest:23, Channel:26765, Bandwidth:5, Modulation:Q16, RB Number: 1, RB Position:HIGH)

Start Frequency (MHz)	Stop Frequency (MHz)	RBW (MHz)	Detector	Frequency (MHz)	Power (dBm)	Limit (dBm)	Verdict	Sweep Point
819	824	0.1	RMS	823.675	21.52	30	Pass	401
824	824.0375	0.02	RMS	824.002	-25.2	-20	Pass	401
824.0375	829	0.1	RMS	824.038	-20.84	-13	Pass	401



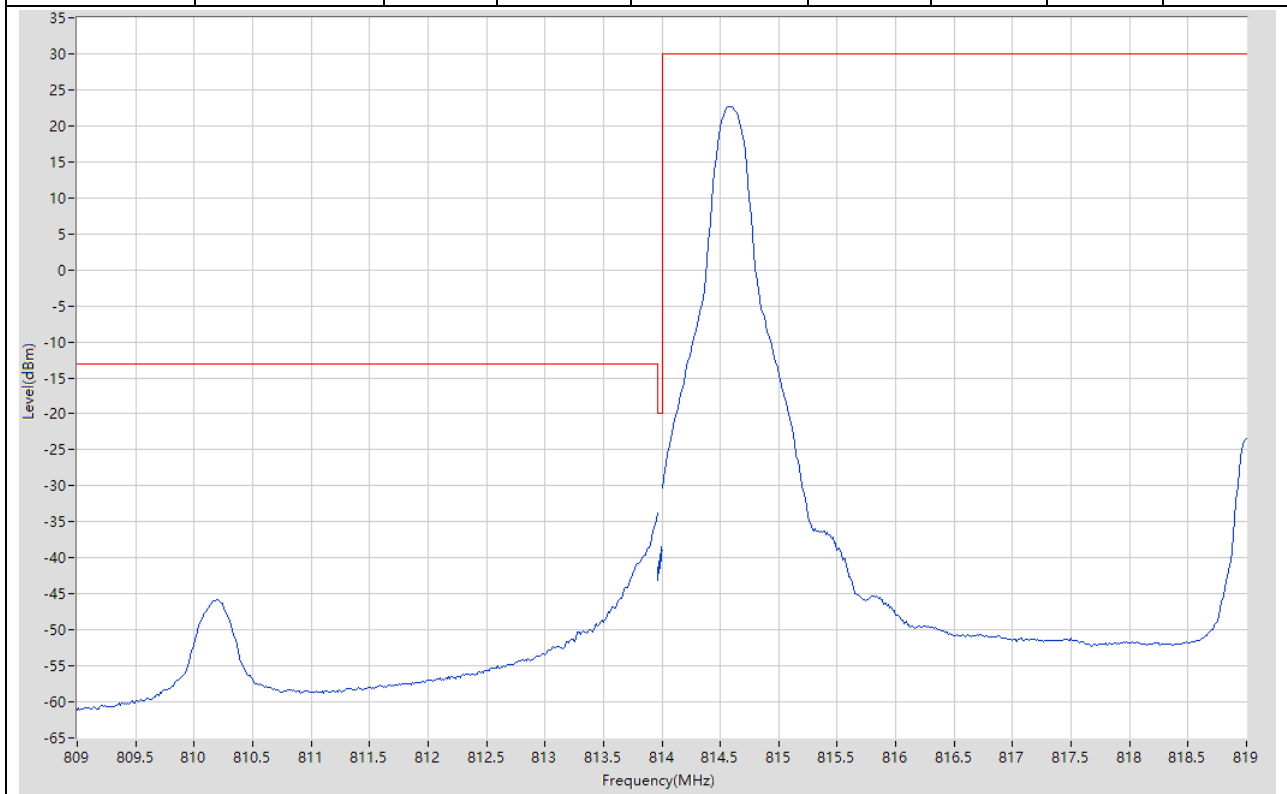
16.24. LTE Band Edge_Part90(NTNV)(Subtest:24, Channel:26765, Bandwidth:5, Modulation:Q16, RB Number: 25, RB Position:HIGH)

Start Frequency (MHz)	Stop Frequency (MHz)	RBW (MHz)	Detector	Frequency (MHz)	Power (dBm)	Limit (dBm)	Verdict	Sweep Point
819	824	0.1	RMS	821.263	6.74	30	Pass	401
824	824.0375	0.051	RMS	824	-28.44	-20	Pass	401
824.0375	829	0.1	RMS	824.038	-27.11	-13	Pass	401



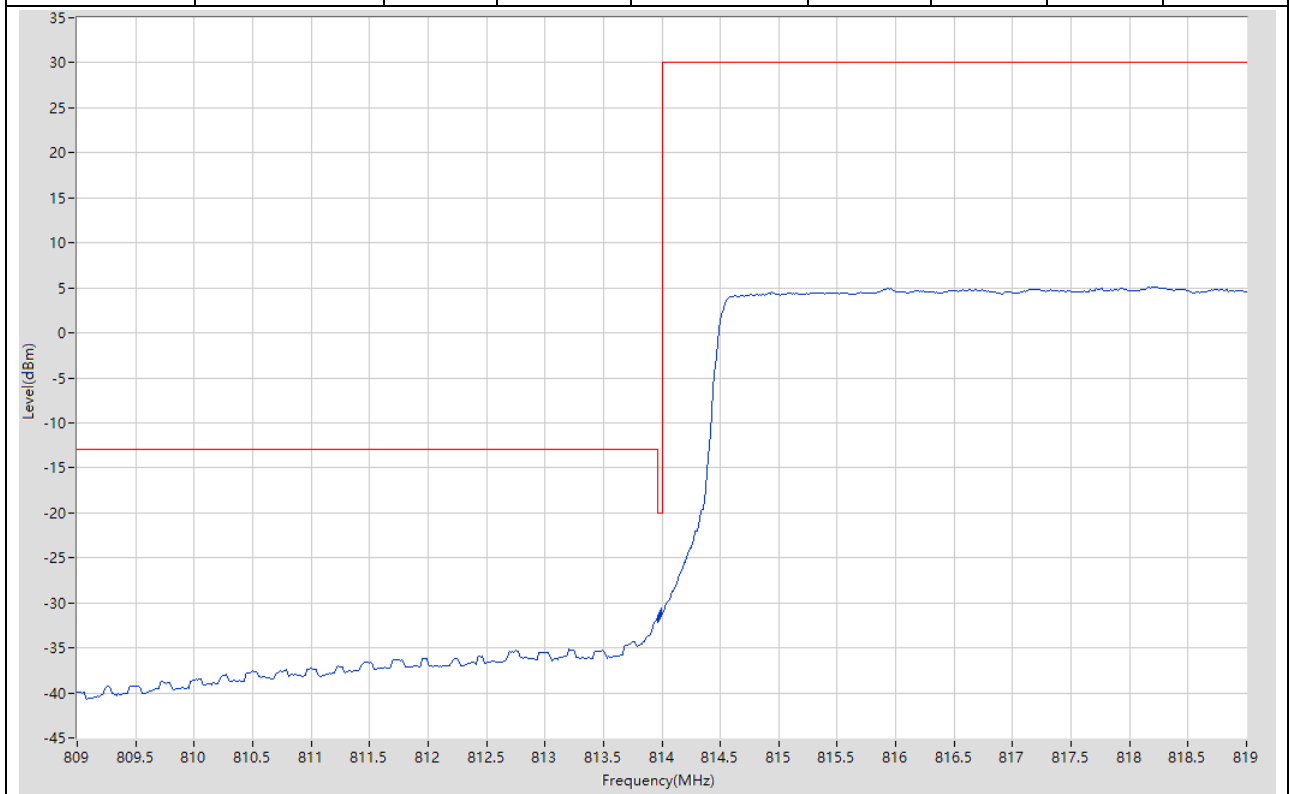
16.25. LTE Band Edge_Part90(NTNV)(Subtest:25, Channel:26740, Bandwidth:10, Modulation:QPSK, RB Number: 1, RB Position:LOW)

Start Frequency (MHz)	Stop Frequency (MHz)	RBW (MHz)	Detector	Frequency (MHz)	Power (dBm)	Limit (dBm)	Verdict	Sweep Point
809	813.9625	0.1	RMS	813.963	-33.72	-13	Pass	401
813.9625	814	0.02	RMS	814	-38.51	-20	Pass	401
814	819	0.1	RMS	814.588	22.68	30	Pass	401



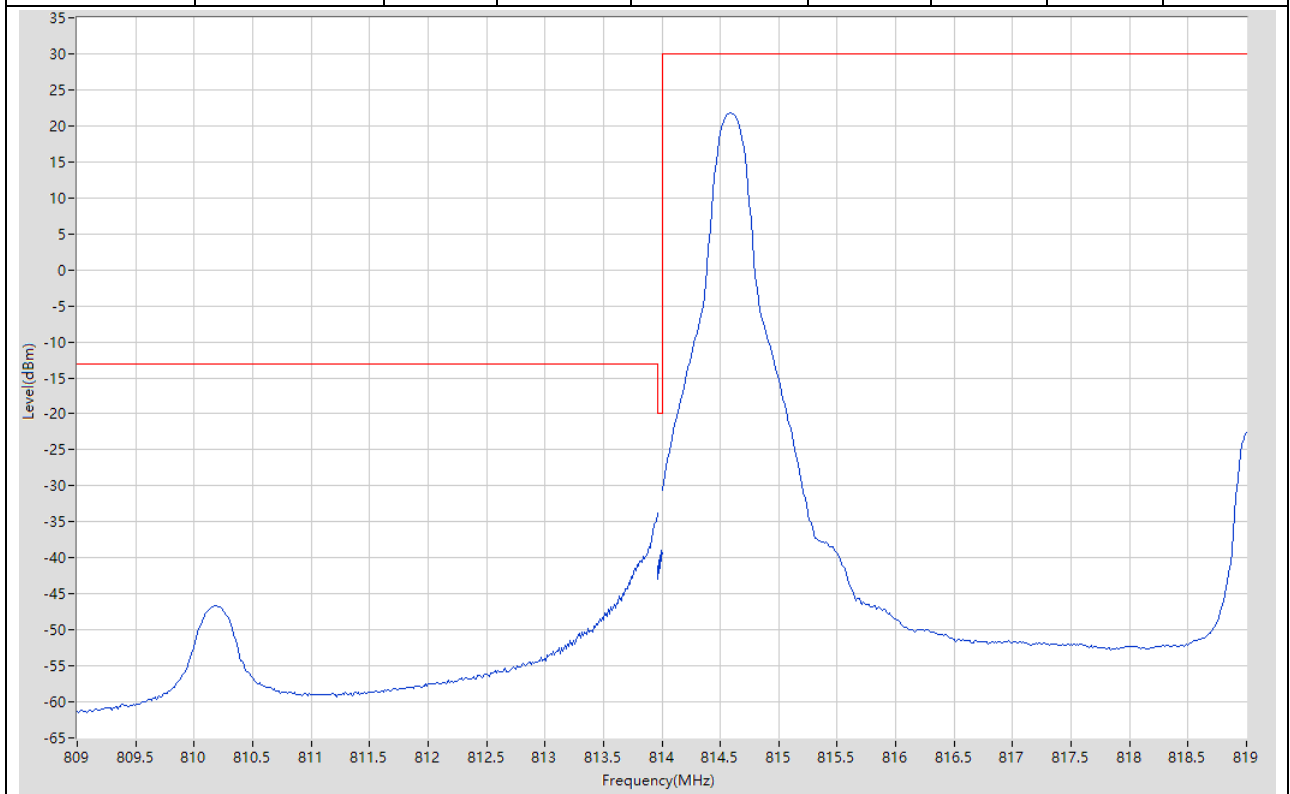
16.26. LTE Band Edge_Part90(NTNV)(Subtest:26, Channel:26740, Bandwidth:10, Modulation:QPSK, RB Number: 50, RB Position:LOW)

Start Frequency (MHz)	Stop Frequency (MHz)	RBW (MHz)	Detector	Frequency (MHz)	Power (dBm)	Limit (dBm)	Verdict	Sweep Point
809	813.9625	0.1	RMS	813.963	-31.63	-13	Pass	401
813.9625	814	0.1	RMS	814	-30.57	-20	Pass	401
814	819	0.1	RMS	818.238	5.13	30	Pass	401



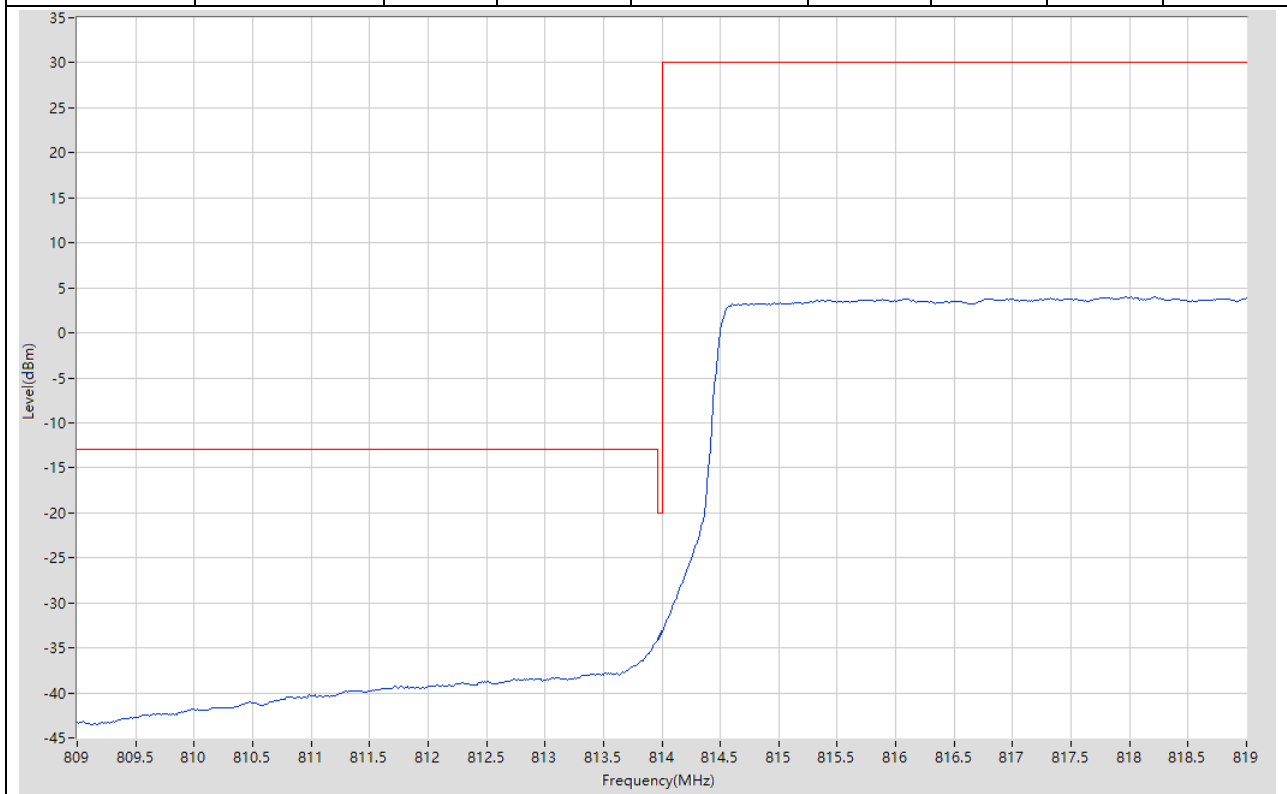
16.27. LTE Band Edge_Part90(NTNV)(Subtest:27, Channel:26740, Bandwidth:10, Modulation:Q16, RB Number: 1, RB Position:LOW)

Start Frequency (MHz)	Stop Frequency (MHz)	RBW (MHz)	Detector	Frequency (MHz)	Power (dBm)	Limit (dBm)	Verdict	Sweep Point
809	813.9625	0.1	RMS	813.963	-33.81	-13	Pass	401
813.9625	814	0.02	RMS	814	-38.94	-20	Pass	401
814	819	0.1	RMS	814.588	21.76	30	Pass	401



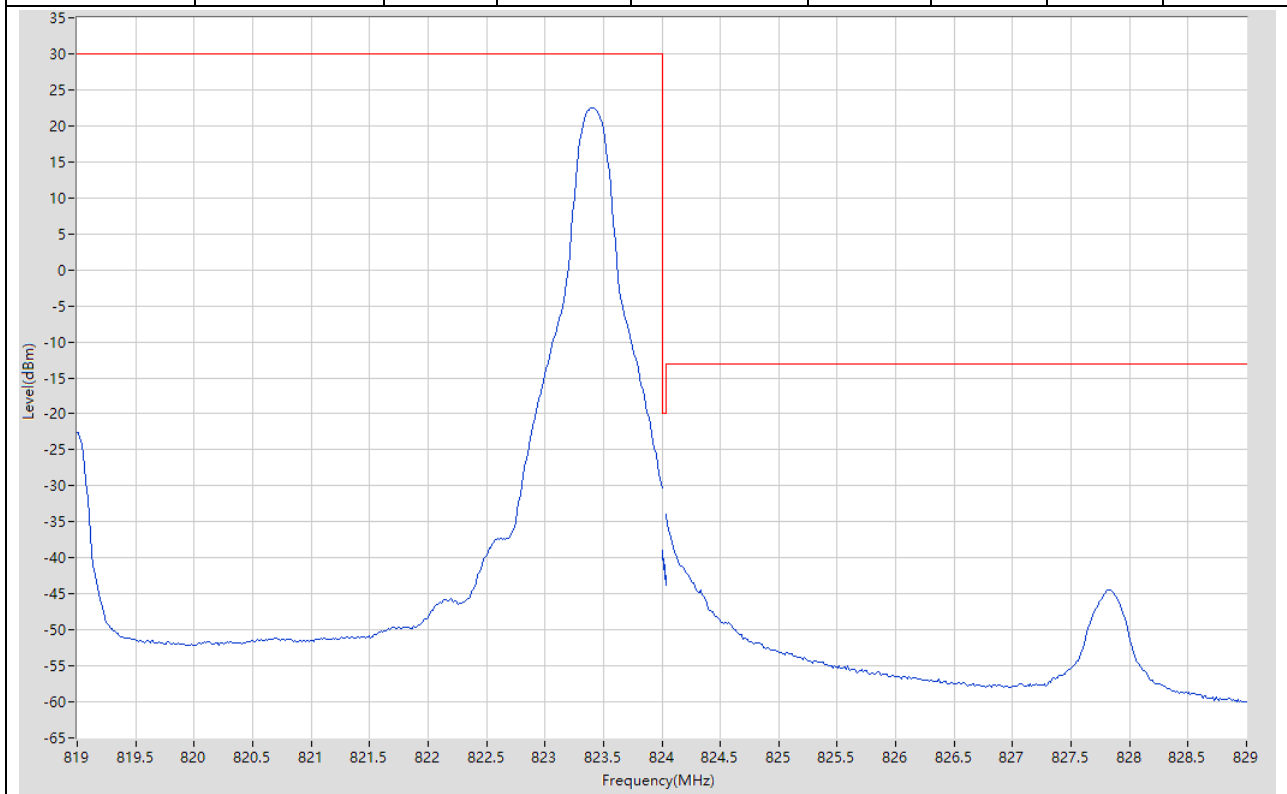
16.28. LTE Band Edge_Part90(NTNV)(Subtest:28, Channel:26740, Bandwidth:10, Modulation:Q16, RB Number: 50, RB Position:LOW)

Start Frequency (MHz)	Stop Frequency (MHz)	RBW (MHz)	Detector	Frequency (MHz)	Power (dBm)	Limit (dBm)	Verdict	Sweep Point
809	813.9625	0.1	RMS	813.963	-34.23	-13	Pass	401
813.9625	814	0.1	RMS	814	-33.16	-20	Pass	401
814	819	0.1	RMS	818.213	3.96	30	Pass	401



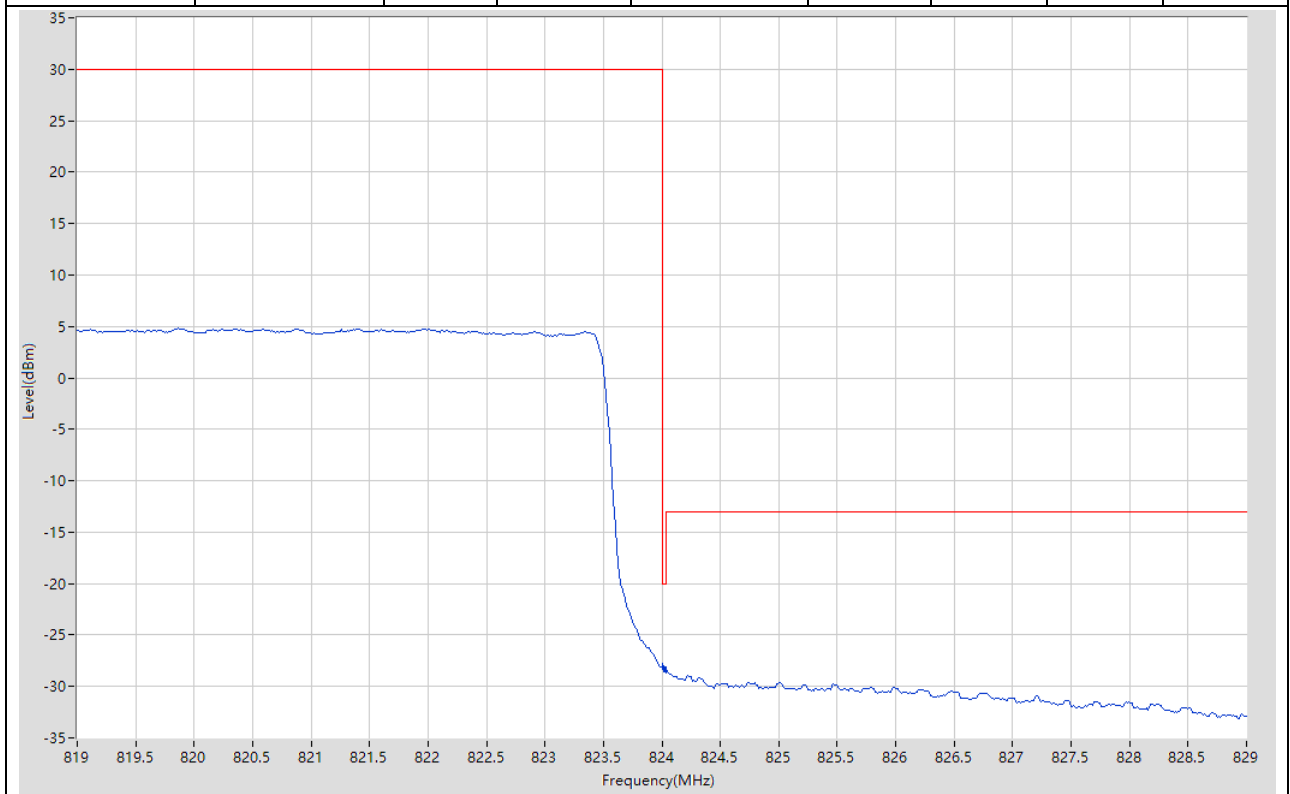
16.29. LTE Band Edge_Part90(NTNV)(Subtest:29, Channel:26740, Bandwidth:10, Modulation:QPSK, RB Number: 1, RB Position:HIGH)

Start Frequency (MHz)	Stop Frequency (MHz)	RBW (MHz)	Detector	Frequency (MHz)	Power (dBm)	Limit (dBm)	Verdict	Sweep Point
819	824	0.1	RMS	823.413	22.41	30	Pass	401
824	824.0375	0.02	RMS	824.003	-38.88	-20	Pass	401
824.0375	829	0.1	RMS	824.038	-34	-13	Pass	401



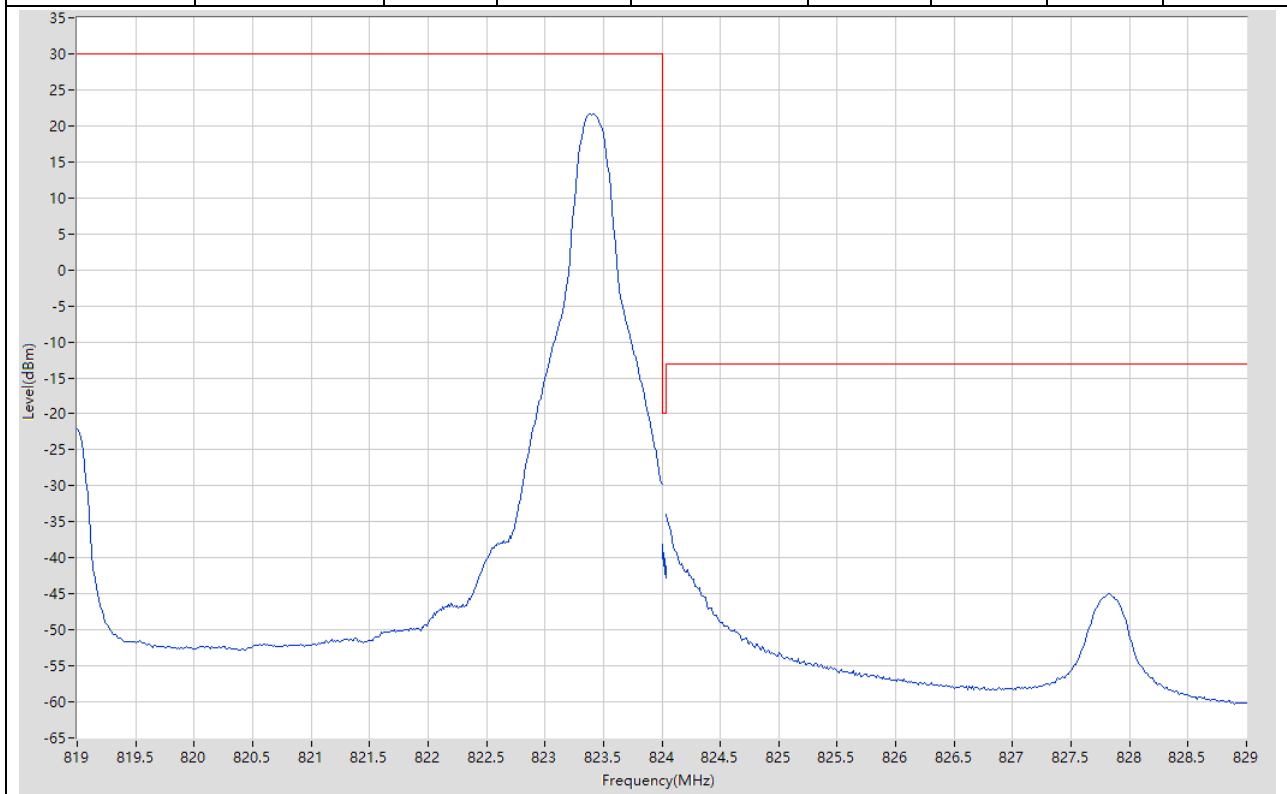
16.30. LTE Band Edge_Part90(NTNV)(Subtest:30, Channel:26740, Bandwidth:10, Modulation:QPSK, RB Number: 50, RB Position:HIGH)

Start Frequency (MHz)	Stop Frequency (MHz)	RBW (MHz)	Detector	Frequency (MHz)	Power (dBm)	Limit (dBm)	Verdict	Sweep Point
819	824	0.1	RMS	819.863	4.87	30	Pass	401
824	824.0375	0.1	RMS	824.003	-27.8	-20	Pass	401
824.0375	829	0.1	RMS	824.038	-28.2	-13	Pass	401



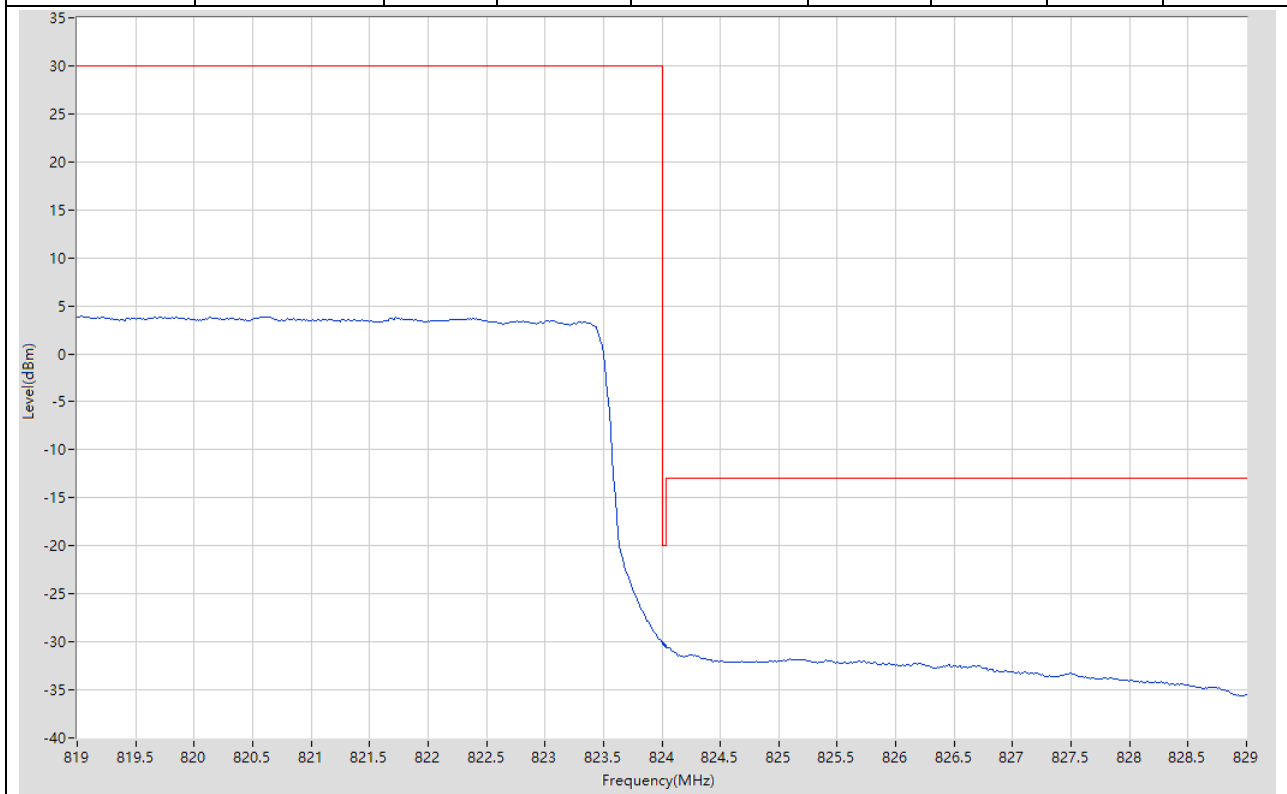
16.31. LTE Band Edge_Part90(NTNV)(Subtest:31, Channel:26740, Bandwidth:10, Modulation:Q16, RB Number: 1, RB Position:HIGH)

Start Frequency (MHz)	Stop Frequency (MHz)	RBW (MHz)	Detector	Frequency (MHz)	Power (dBm)	Limit (dBm)	Verdict	Sweep Point
819	824	0.1	RMS	823.413	21.63	30	Pass	401
824	824.0375	0.02	RMS	824.001	-38.12	-20	Pass	401
824.0375	829	0.1	RMS	824.038	-33.95	-13	Pass	401



16.32. LTE Band Edge_Part90(NTNV)(Subtest:32, Channel:26740, Bandwidth:10, Modulation:Q16, RB Number: 50, RB Position:HIGH)

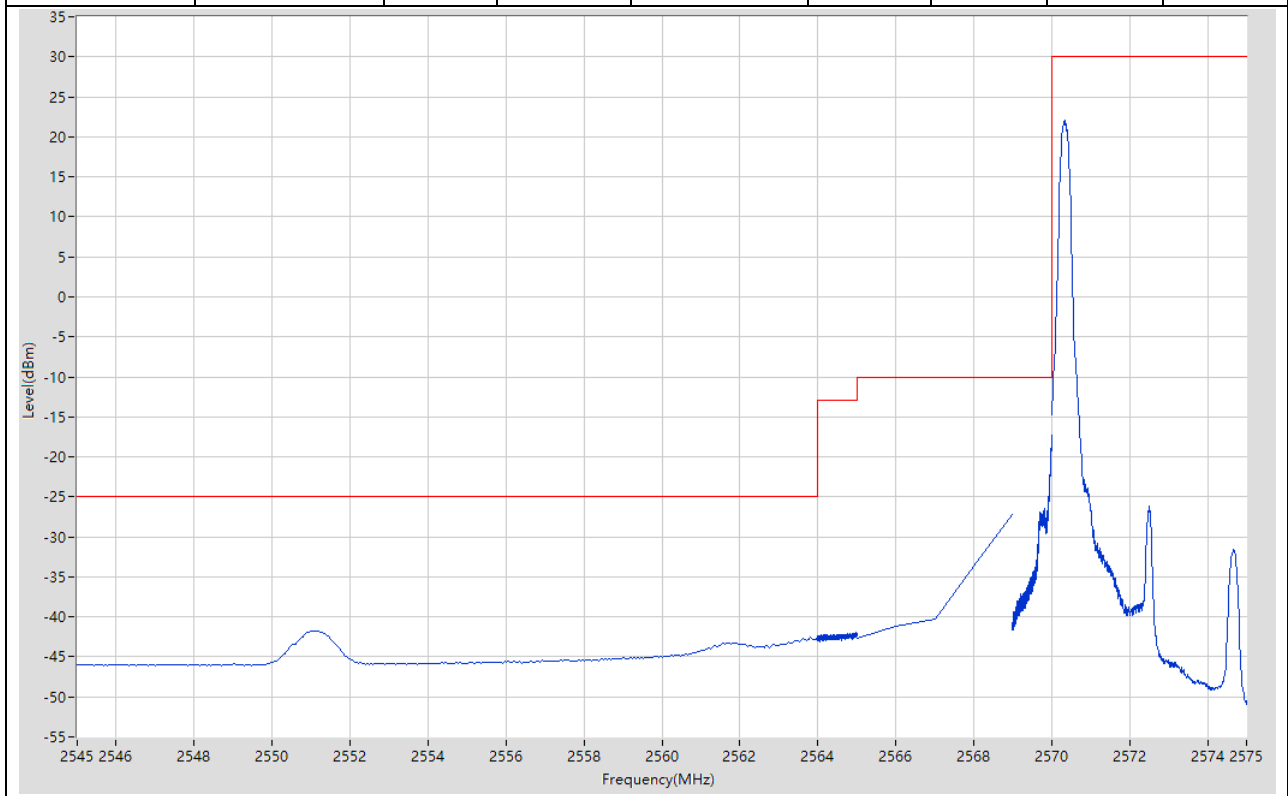
Start Frequency (MHz)	Stop Frequency (MHz)	RBW (MHz)	Detector	Frequency (MHz)	Power (dBm)	Limit (dBm)	Verdict	Sweep Point
819	824	0.1	RMS	819.038	3.93	30	Pass	401
824	824.0375	0.1	RMS	824	-29.99	-20	Pass	401
824.0375	829	0.1	RMS	824.038	-30.55	-13	Pass	401



17. LTE_Band38

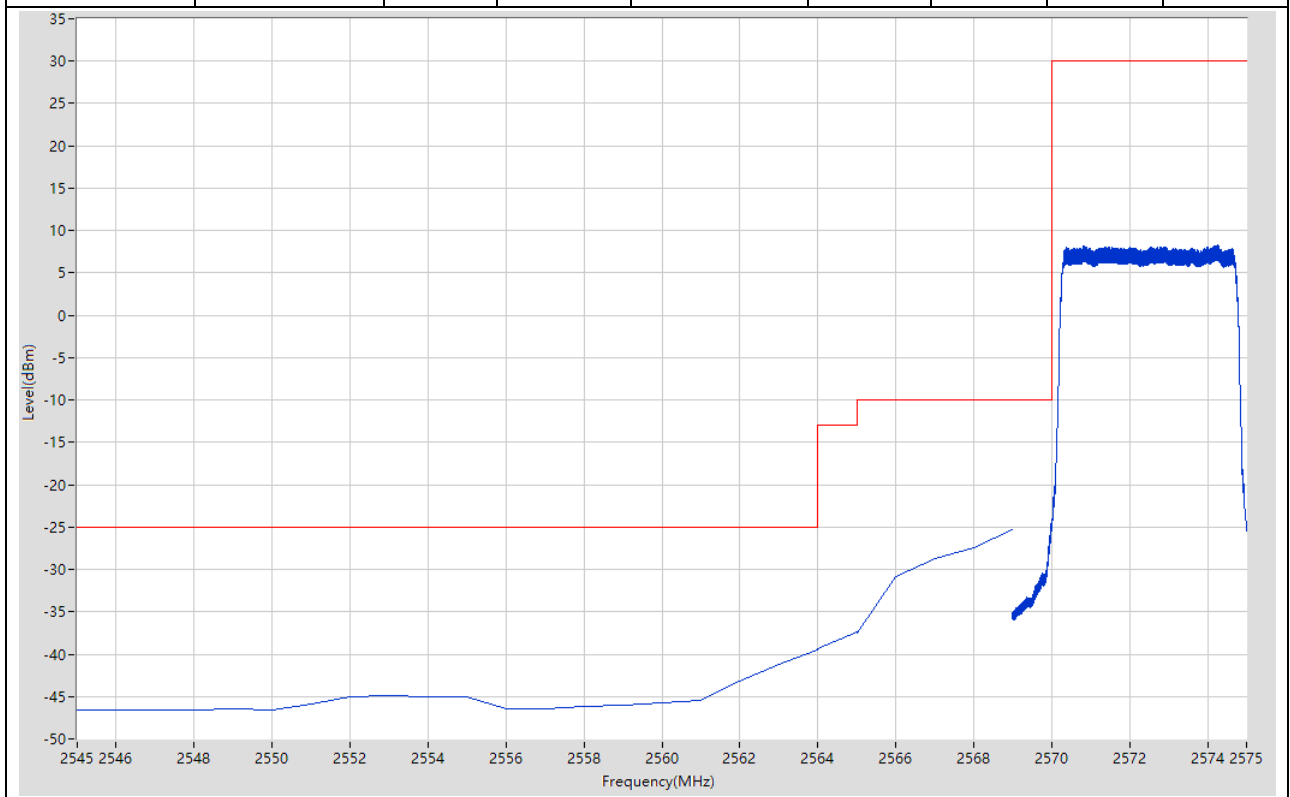
17.1. LTE Band Edge_Part22-24-27(NTNV)(Subtest:1, Channel:37775, Bandwidth:5, Modulation:QPSK, RB Number: 1, RB Position:LOW)

Start Frequency (MHz)	Stop Frequency (MHz)	RBW (MHz)	Detector	Frequency (MHz)	Power (dBm)	Limit (dBm)	Verdict	Sweep Point
2545	2564	1	RMS	2551.128	-41.74	-25	Pass	401
2564	2565	1	RMS	2564.99	-41.99	-13	Pass	401
2565	2569	1	RMS	2569	-27.13	-10	Pass	5
2569	2570	0.051	RMS	2570	-17.36	-10	Pass	401
2570	2575	0.1	RMS	2570.35	22.02	30	Pass	401



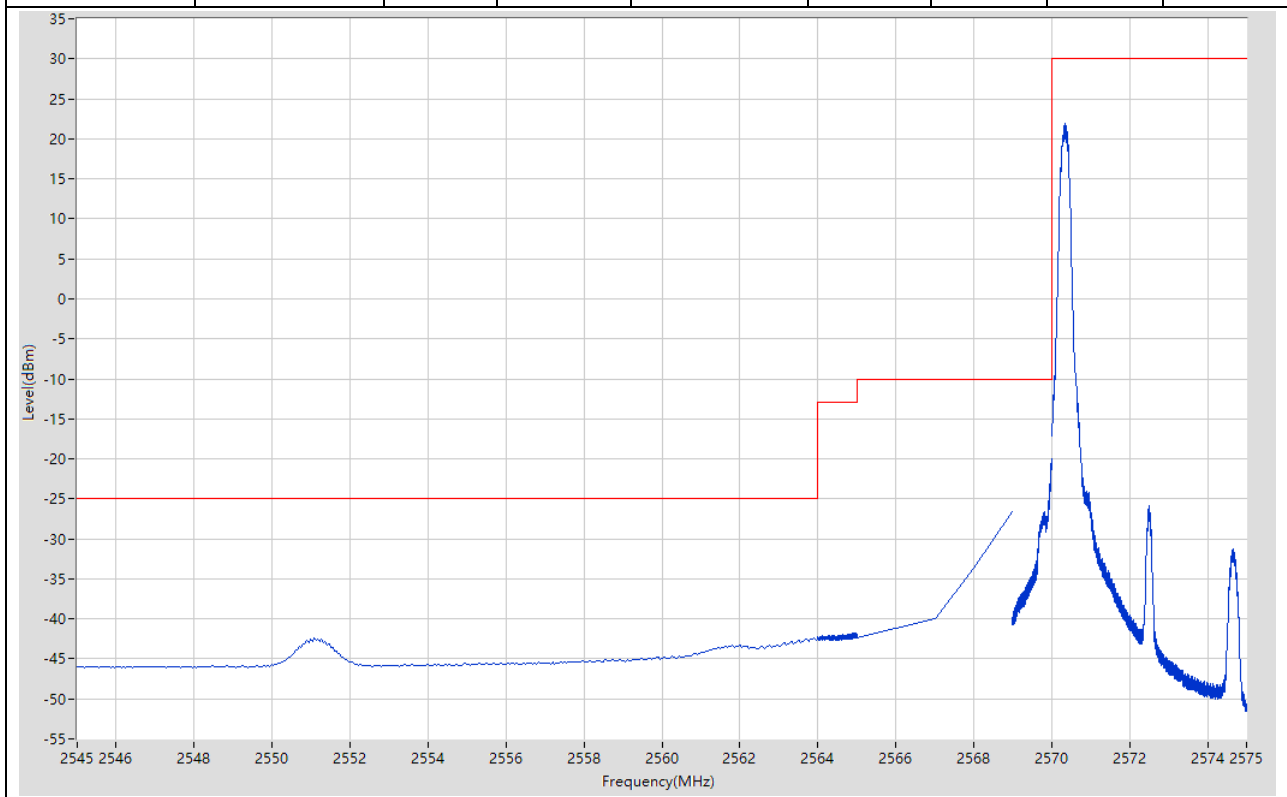
17.2. LTE Band Edge_Part22-24-27(NTNV)(Subtest:2, Channel:37775, Bandwidth:5, Modulation:QPSK, RB Number: 25, RB Position:LOW)

Start Frequency (MHz)	Stop Frequency (MHz)	RBW (MHz)	Detector	Frequency (MHz)	Power (dBm)	Limit (dBm)	Verdict	Sweep Point
2545	2564	1	RMS	2564	-39.45	-25	Pass	20
2564	2565	1	RMS	2565	-37.43	-13	Pass	2
2565	2569	1	RMS	2569	-25.36	-10	Pass	5
2569	2570	0.1	RMS	2569.998	-24.13	-10	Pass	401
2570	2575	0.1	RMS	2574.25	8.34	30	Pass	401



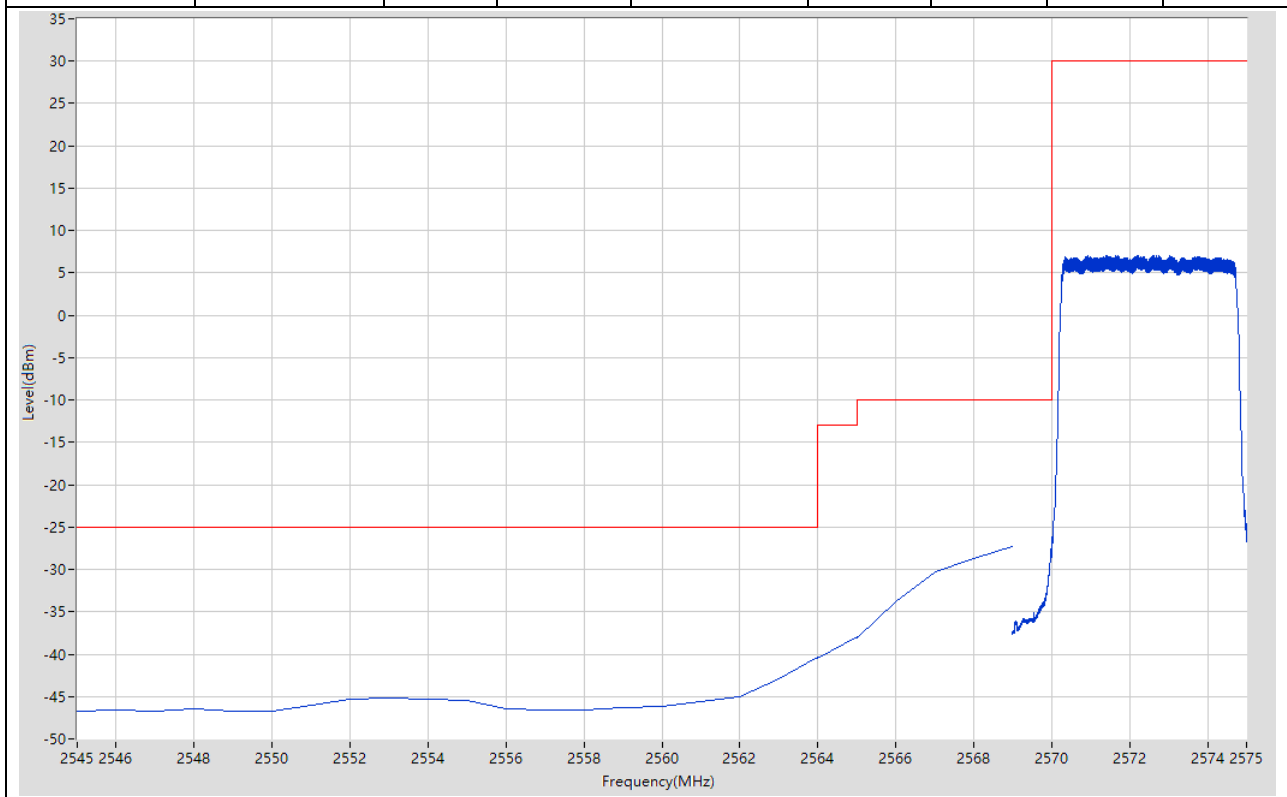
17.3. LTE Band Edge_Part22-24-27(NTNV)(Subtest:3, Channel:37775, Bandwidth:5, Modulation:Q16, RB Number: 1, RB Position:LOW)

Start Frequency (MHz)	Stop Frequency (MHz)	RBW (MHz)	Detector	Frequency (MHz)	Power (dBm)	Limit (dBm)	Verdict	Sweep Point
2545	2564	1	RMS	2563.905	-42.37	-25	Pass	401
2564	2565	1	RMS	2564.975	-41.79	-13	Pass	401
2565	2569	1	RMS	2569	-26.6	-10	Pass	5
2569	2570	0.051	RMS	2569.998	-20	-10	Pass	401
2570	2575	0.1	RMS	2570.35	21.87	30	Pass	401



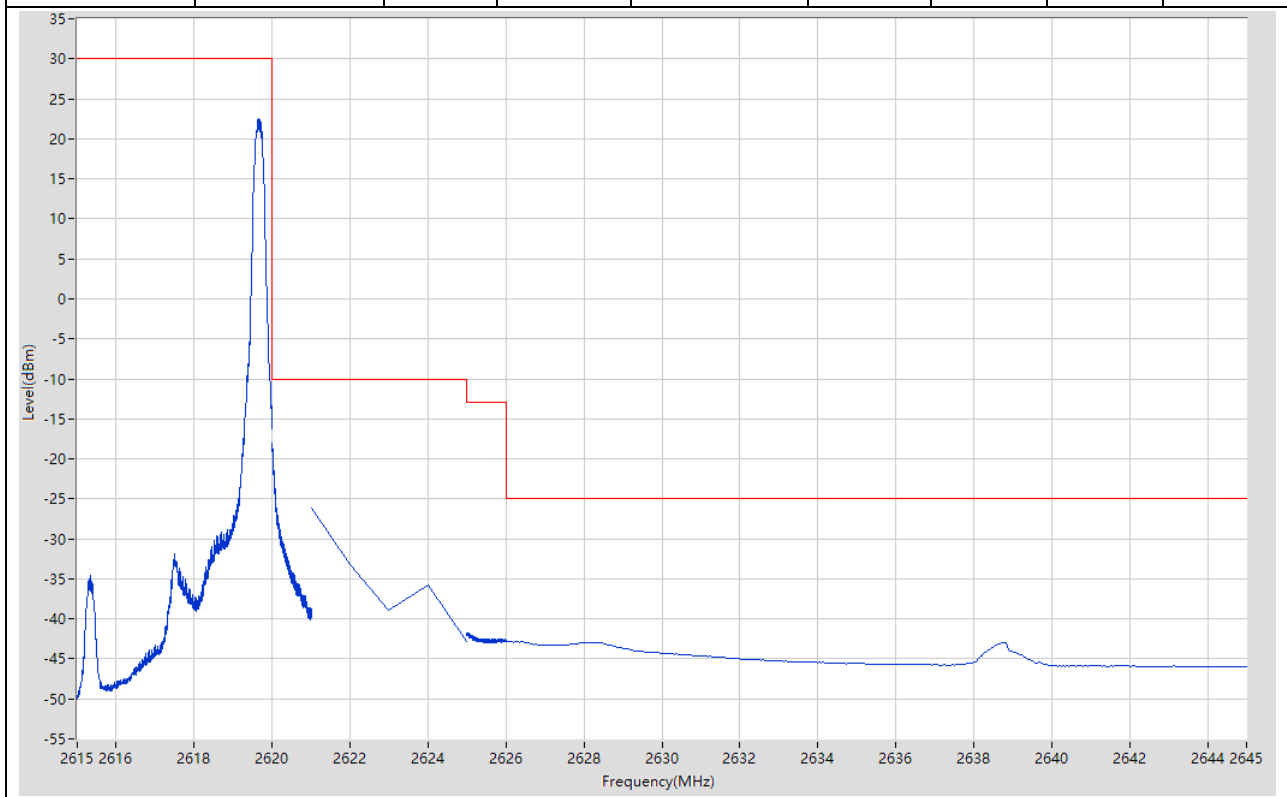
17.4. LTE Band Edge_Part22-24-27(NTNV)(Subtest:4, Channel:37775, Bandwidth:5, Modulation:Q16, RB Number: 25, RB Position:LOW)

Start Frequency (MHz)	Stop Frequency (MHz)	RBW (MHz)	Detector	Frequency (MHz)	Power (dBm)	Limit (dBm)	Verdict	Sweep Point
2545	2564	1	RMS	2564	-40.36	-25	Pass	20
2564	2565	1	RMS	2565	-38	-13	Pass	2
2565	2569	1	RMS	2569	-27.24	-10	Pass	5
2569	2570	0.1	RMS	2570	-26.88	-10	Pass	401
2570	2575	0.1	RMS	2572.188	7.1	30	Pass	401



17.5. LTE Band Edge_Part22-24-27(NTNV)(Subtest:5, Channel:38225, Bandwidth:5, Modulation:QPSK, RB Number: 1, RB Position:HIGH)

Start Frequency (MHz)	Stop Frequency (MHz)	RBW (MHz)	Detector	Frequency (MHz)	Power (dBm)	Limit (dBm)	Verdict	Sweep Point
2615	2620	0.1	RMS	2619.663	22.55	30	Pass	401
2620	2621	0.051	RMS	2620.003	-18.08	-10	Pass	401
2621	2625	1	RMS	2621	-26.21	-10	Pass	5
2625	2626	1	RMS	2625.04	-41.78	-13	Pass	401
2626	2645	1	RMS	2626.048	-42.77	-25	Pass	401



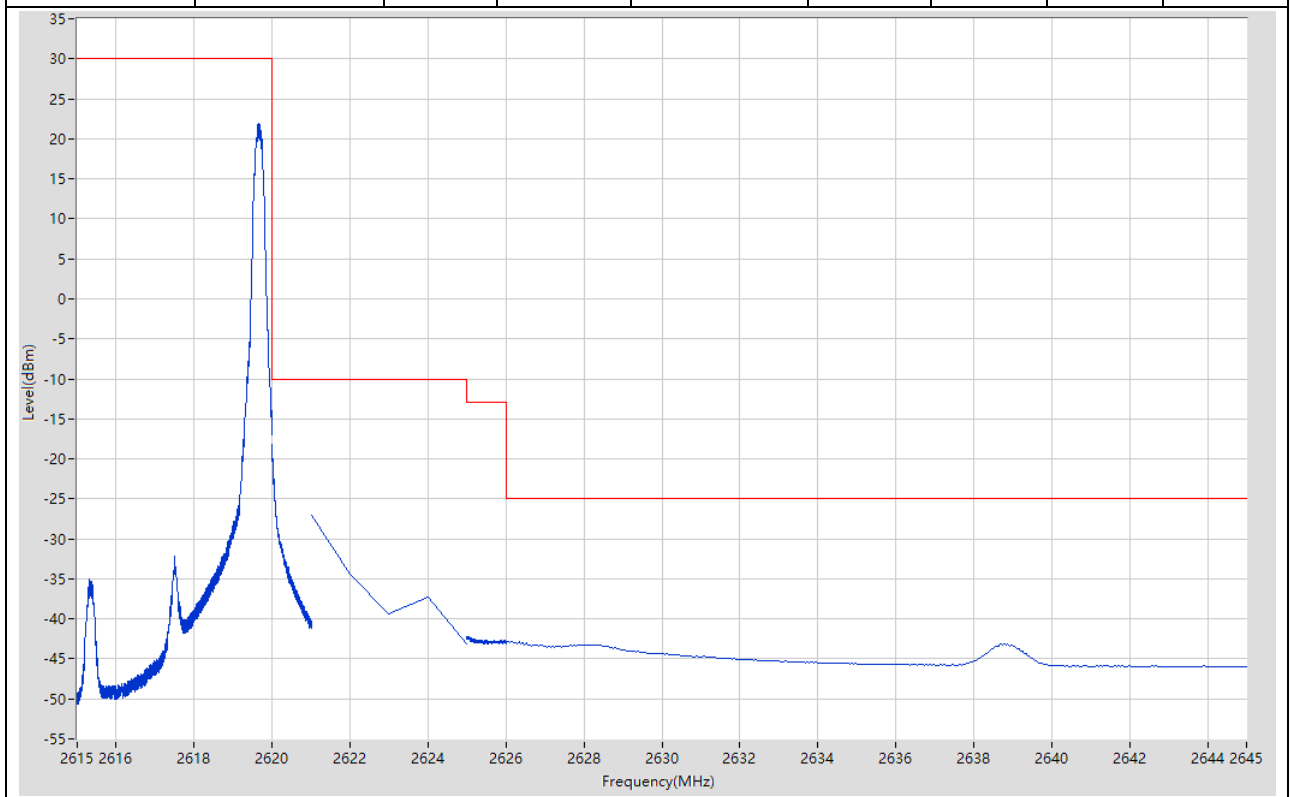
17.6. LTE Band Edge_Part22-24-27(NTNV)(Subtest:6, Channel:38225, Bandwidth:5, Modulation:QPSK, RB Number: 25, RB Position:HIGH)

Start Frequency (MHz)	Stop Frequency (MHz)	RBW (MHz)	Detector	Frequency (MHz)	Power (dBm)	Limit (dBm)	Verdict	Sweep Point
2615	2620	0.1	RMS	2616.675	7.87	30	Pass	401
2620	2621	0.1	RMS	2620	-22.21	-10	Pass	401
2621	2625	1	RMS	2621	-20	-10	Pass	5
2625	2626	1	RMS	2625	-36.2	-13	Pass	401
2626	2645	1	RMS	2626	-38.35	-25	Pass	20



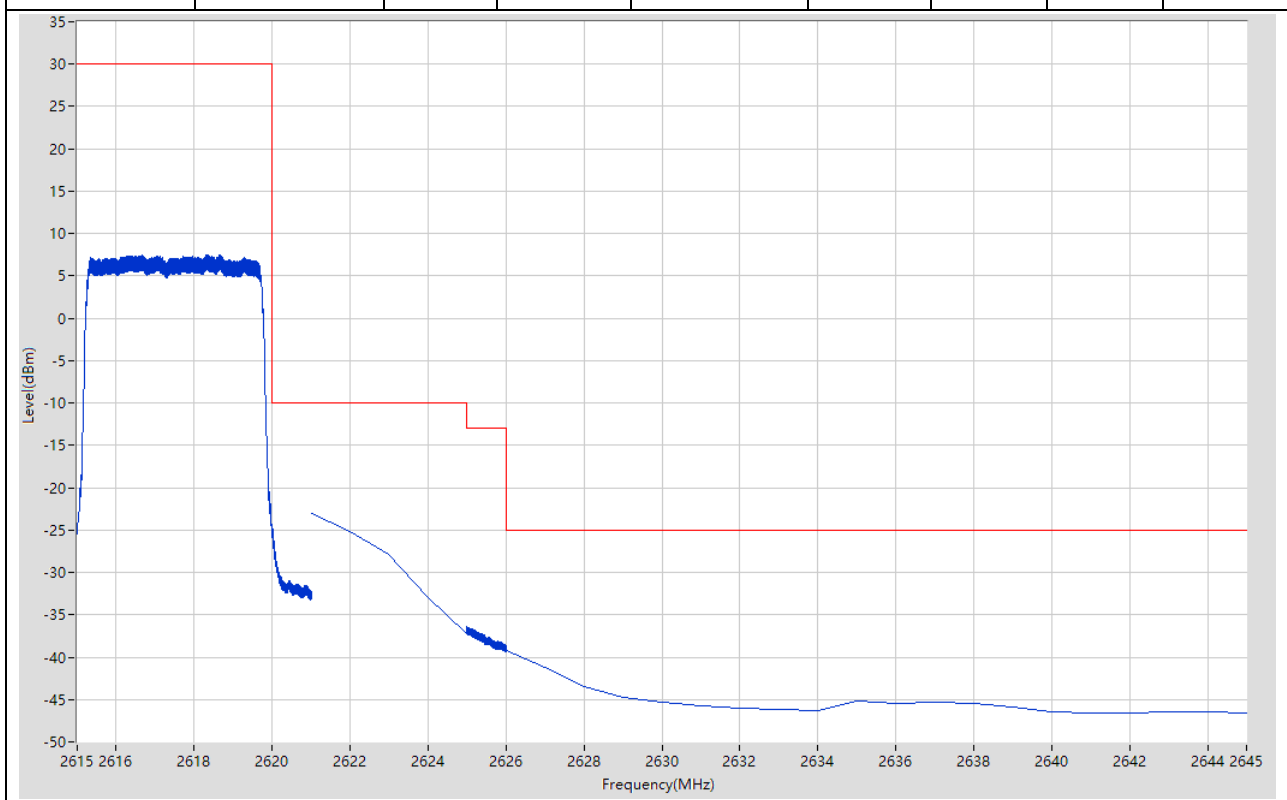
17.7. LTE Band Edge_Part22-24-27(NTNV)(Subtest:7, Channel:38225, Bandwidth:5, Modulation:Q16, RB Number: 1, RB Position:HIGH)

Start Frequency (MHz)	Stop Frequency (MHz)	RBW (MHz)	Detector	Frequency (MHz)	Power (dBm)	Limit (dBm)	Verdict	Sweep Point
2615	2620	0.1	RMS	2619.663	21.96	30	Pass	401
2620	2621	0.051	RMS	2620	-18.22	-10	Pass	401
2621	2625	1	RMS	2621	-27.08	-10	Pass	5
2625	2626	1	RMS	2625	-42.19	-13	Pass	401
2626	2645	1	RMS	2626.048	-42.85	-25	Pass	401



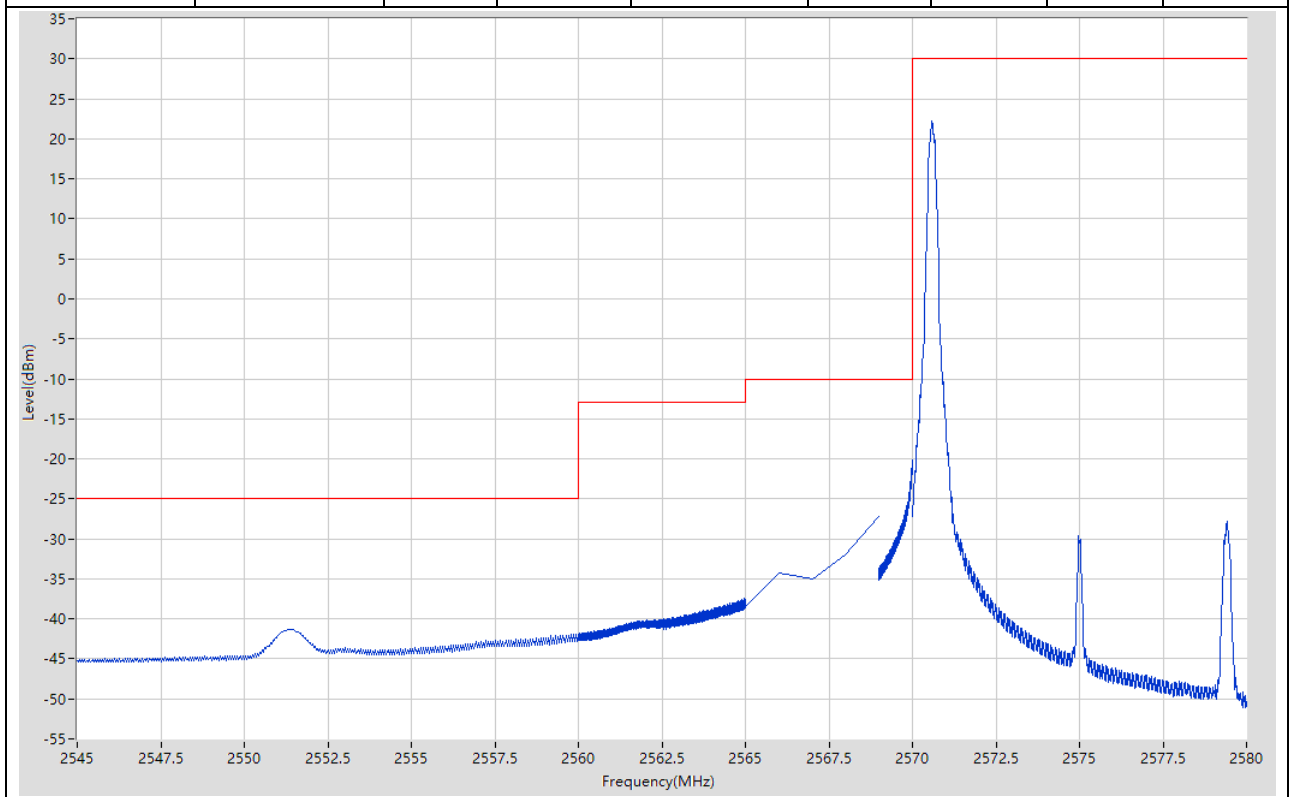
17.8. LTE Band Edge_Part22-24-27(NTNV)(Subtest:8, Channel:38225, Bandwidth:5, Modulation:Q16, RB Number: 25, RB Position:HIGH)

Start Frequency (MHz)	Stop Frequency (MHz)	RBW (MHz)	Detector	Frequency (MHz)	Power (dBm)	Limit (dBm)	Verdict	Sweep Point
2615	2620	0.1	RMS	2618.3	7.49	30	Pass	401
2620	2621	0.1	RMS	2620.003	-24.35	-10	Pass	401
2621	2625	1	RMS	2621	-23.06	-10	Pass	5
2625	2626	1	RMS	2625	-36.42	-13	Pass	401
2626	2645	1	RMS	2626	-39.21	-25	Pass	20



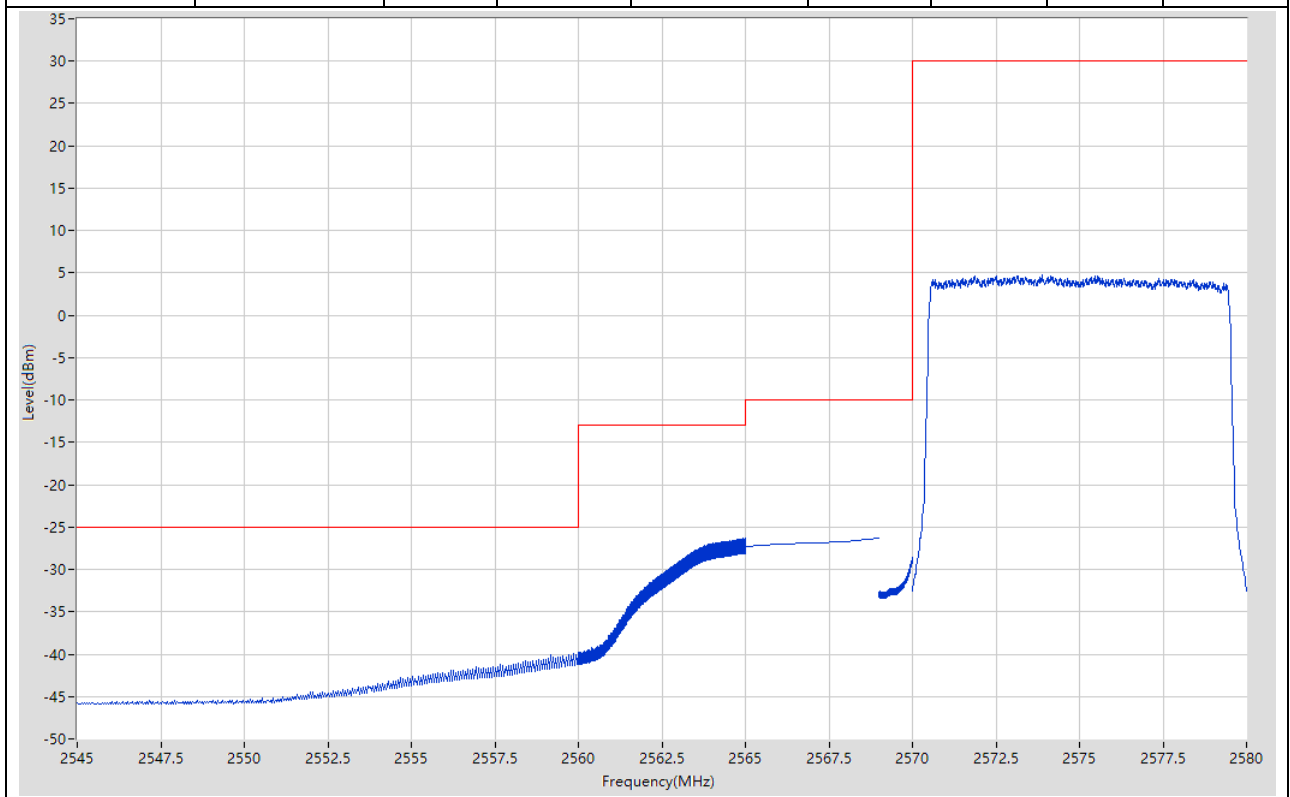
17.9. LTE Band Edge_Part22-24-27(NTNV)(Subtest:9, Channel:37800, Bandwidth:10, Modulation:QPSK, RB Number: 1, RB Position:LOW)

Start Frequency (MHz)	Stop Frequency (MHz)	RBW (MHz)	Detector	Frequency (MHz)	Power (dBm)	Limit (dBm)	Verdict	Sweep Point
2545	2560	1	RMS	2551.338	-41.31	-25	Pass	401
2560	2565	1	RMS	2564.95	-37.49	-13	Pass	401
2565	2569	1	RMS	2569	-27.14	-10	Pass	5
2569	2570	0.2	RMS	2570	-20.09	-10	Pass	401
2570	2580	0.1	RMS	2570.575	22.28	30	Pass	401



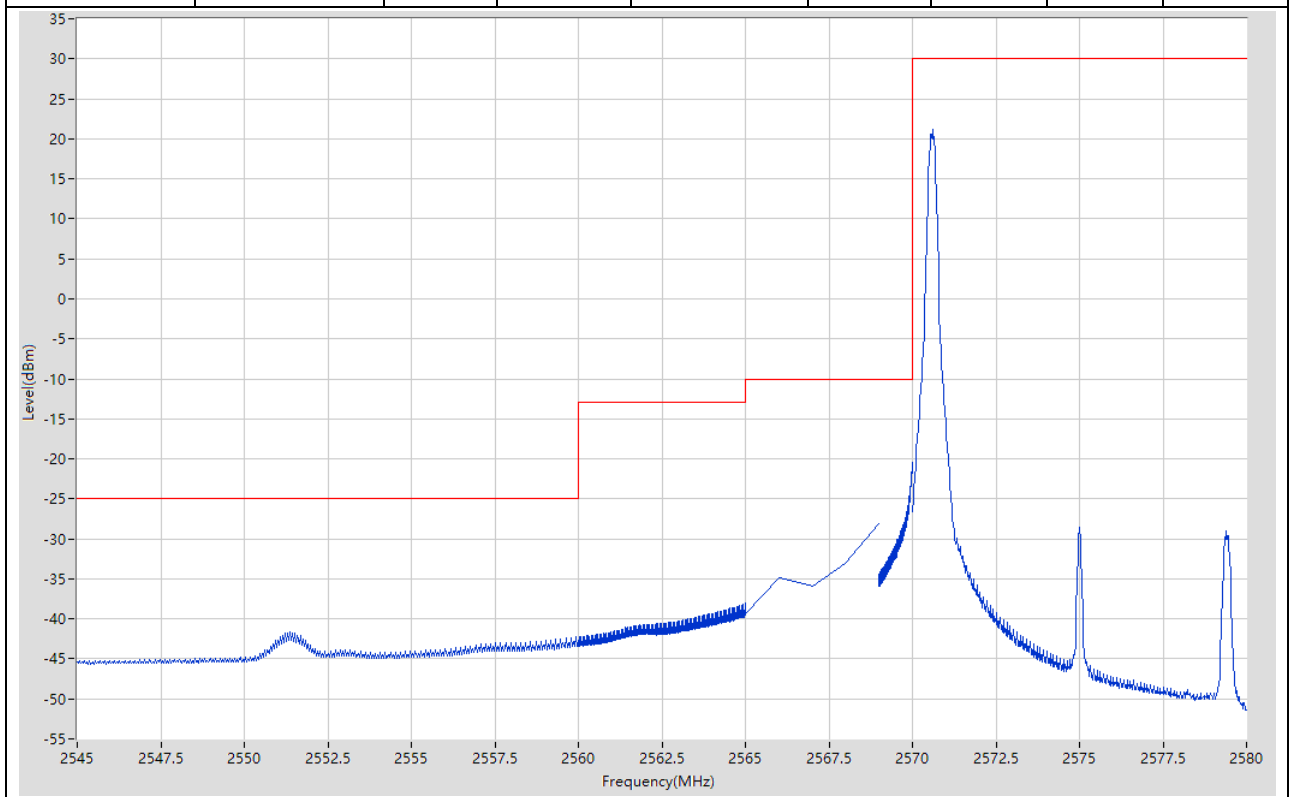
17.10. LTE Band Edge_Part22-24-27(NTNV)(Subtest:10, Channel:37800, Bandwidth:10, Modulation:QPSK, RB Number: 50, RB Position:LOW)

Start Frequency (MHz)	Stop Frequency (MHz)	RBW (MHz)	Detector	Frequency (MHz)	Power (dBm)	Limit (dBm)	Verdict	Sweep Point
2545	2560	1	RMS	2560	-39.81	-25	Pass	401
2560	2565	1	RMS	2564.988	-26.35	-13	Pass	401
2565	2569	1	RMS	2569	-26.24	-10	Pass	5
2569	2570	0.2	RMS	2569.998	-28.56	-10	Pass	401
2570	2580	0.1	RMS	2573.875	4.71	30	Pass	401



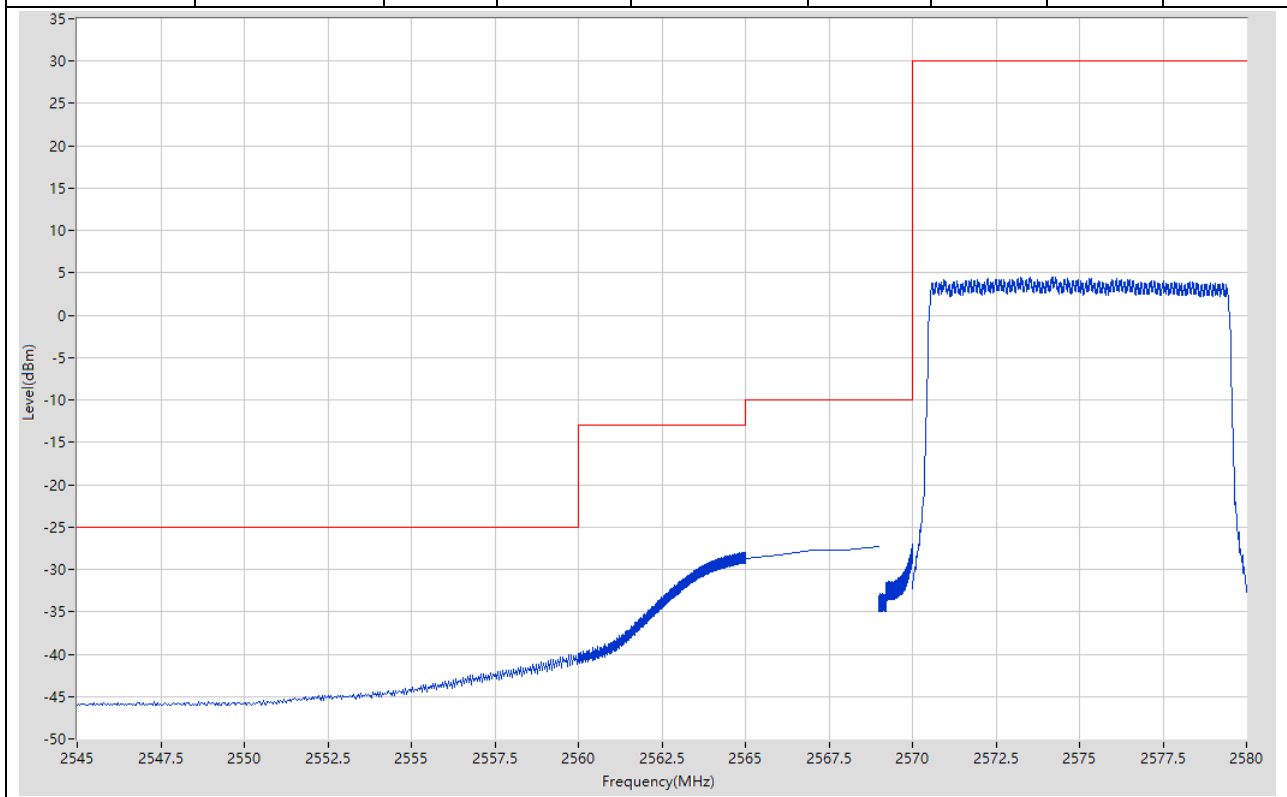
17.11. LTE Band Edge_Part22-24-27(NTNV)(Subtest:11, Channel:37800, Bandwidth:10, Modulation:Q16, RB Number: 1, RB Position:LOW)

Start Frequency (MHz)	Stop Frequency (MHz)	RBW (MHz)	Detector	Frequency (MHz)	Power (dBm)	Limit (dBm)	Verdict	Sweep Point
2545	2560	1	RMS	2551.375	-41.68	-25	Pass	401
2560	2565	1	RMS	2564.988	-38	-13	Pass	401
2565	2569	1	RMS	2569	-28.06	-10	Pass	5
2569	2570	0.2	RMS	2569.998	-20.51	-10	Pass	401
2570	2580	0.1	RMS	2570.6	21.12	30	Pass	401



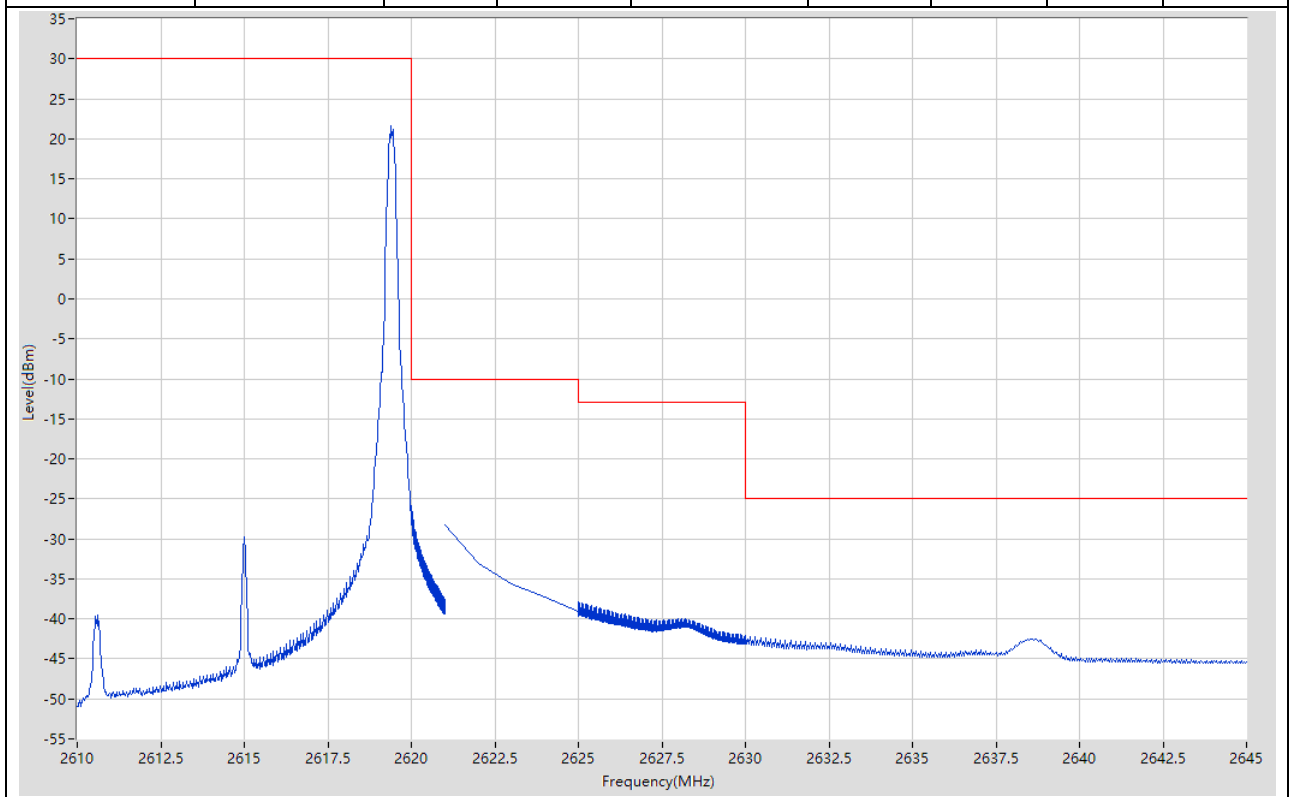
17.12. LTE Band Edge_Part22-24-27(NTNV)(Subtest:12, Channel:37800, Bandwidth:10, Modulation:Q16, RB Number: 50, RB Position:LOW)

Start Frequency (MHz)	Stop Frequency (MHz)	RBW (MHz)	Detector	Frequency (MHz)	Power (dBm)	Limit (dBm)	Verdict	Sweep Point
2545	2560	1	RMS	2560	-39.86	-25	Pass	401
2560	2565	1	RMS	2564.988	-27.97	-13	Pass	401
2565	2569	1	RMS	2569	-27.24	-10	Pass	5
2569	2570	0.2	RMS	2569.995	-27.06	-10	Pass	401
2570	2580	0.1	RMS	2574.225	4.54	30	Pass	401



17.13. LTE Band Edge_Part22-24-27(NTNV)(Subtest:13, Channel:38200, Bandwidth:10, Modulation:QPSK, RB Number: 1, RB Position:HIGH)

Start Frequency (MHz)	Stop Frequency (MHz)	RBW (MHz)	Detector	Frequency (MHz)	Power (dBm)	Limit (dBm)	Verdict	Sweep Point
2610	2620	0.1	RMS	2619.4	21.56	30	Pass	401
2620	2621	0.1	RMS	2620.005	-25.89	-10	Pass	401
2621	2625	1	RMS	2621	-28.21	-10	Pass	5
2625	2630	1	RMS	2625	-37.89	-13	Pass	401
2630	2645	1	RMS	2630	-42.09	-25	Pass	401



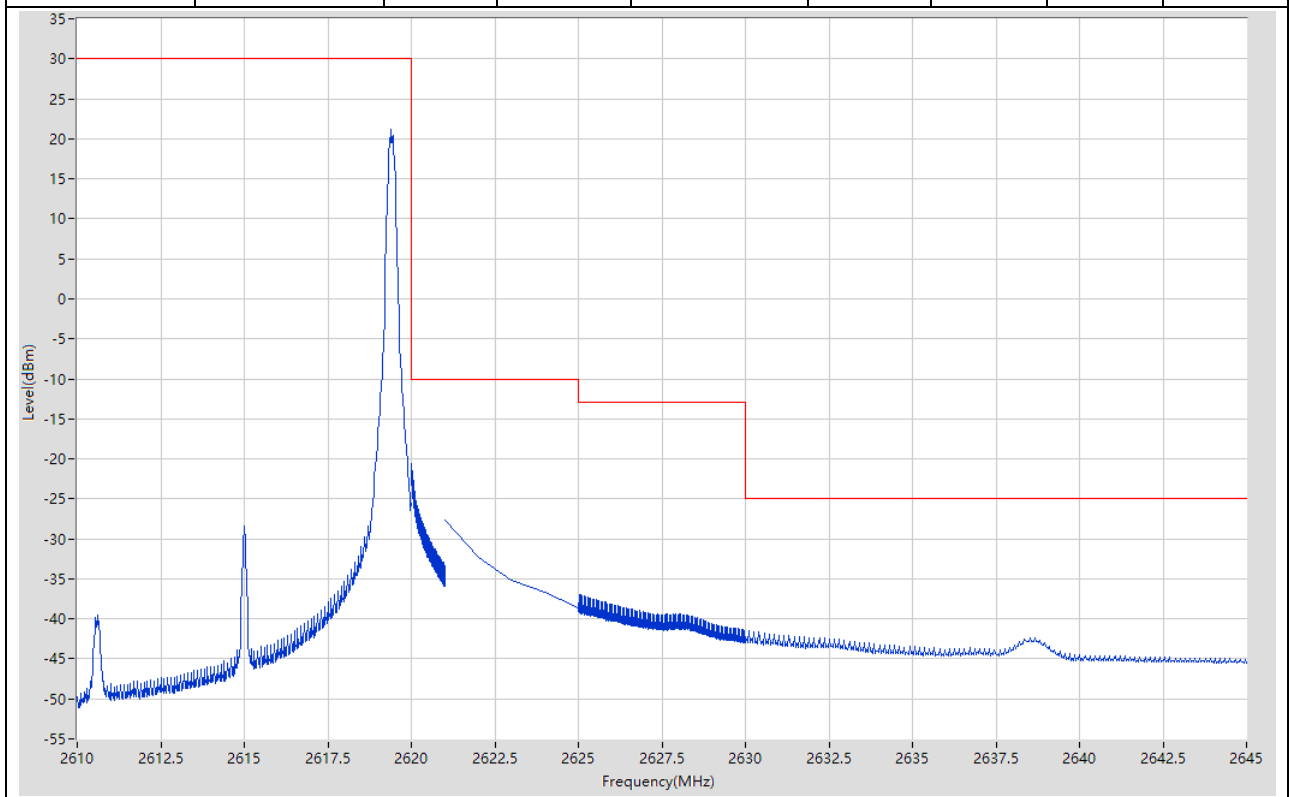
17.14. LTE Band Edge_Part22-24-27(NTNV)(Subtest:14, Channel:38200, Bandwidth:10, Modulation:QPSK, RB Number: 50, RB Position:HIGH)

Start Frequency (MHz)	Stop Frequency (MHz)	RBW (MHz)	Detector	Frequency (MHz)	Power (dBm)	Limit (dBm)	Verdict	Sweep Point
2610	2620	0.1	RMS	2614.225	4.81	30	Pass	401
2620	2621	0.2	RMS	2620.003	-26.23	-10	Pass	401
2621	2625	1	RMS	2621	-23	-10	Pass	5
2625	2630	1	RMS	2625.038	-25.21	-13	Pass	401
2630	2645	1	RMS	2630.188	-41.05	-25	Pass	401



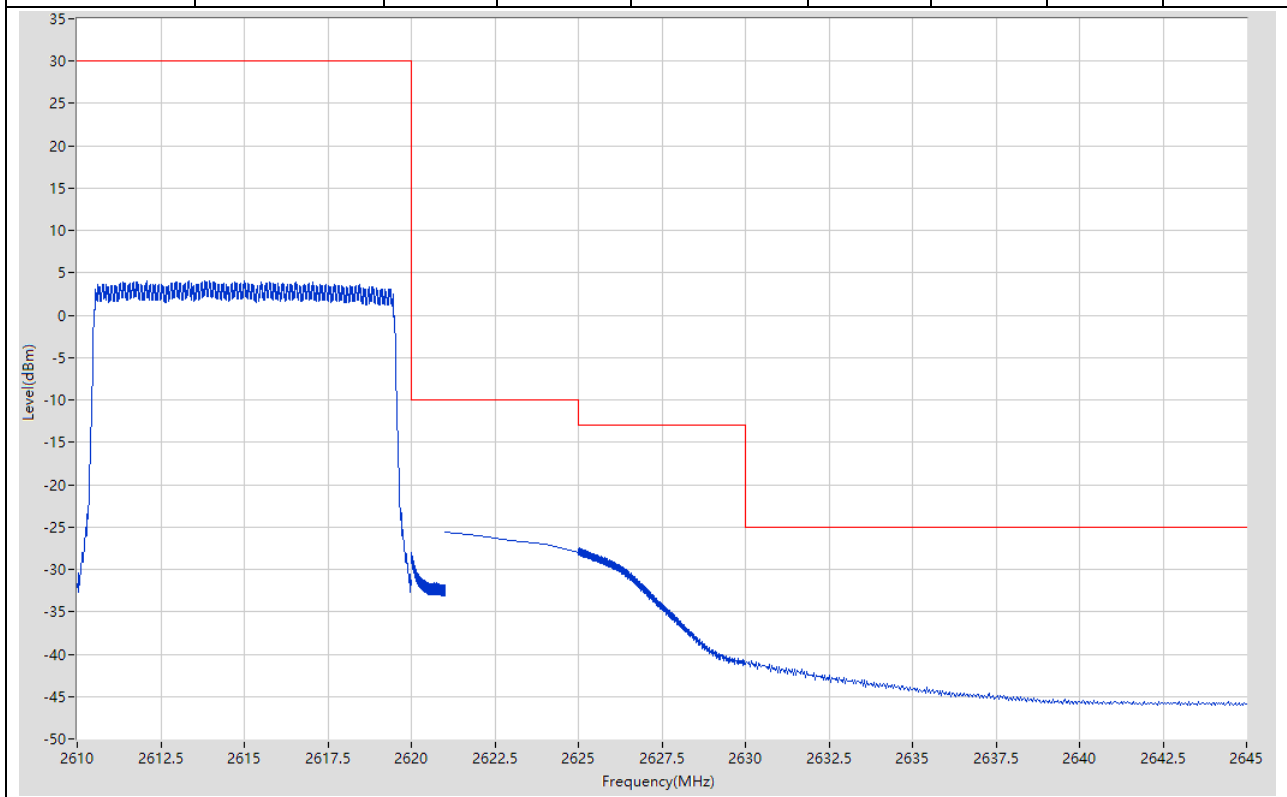
17.15. LTE Band Edge_Part22-24-27(NTNV)(Subtest:15, Channel:38200, Bandwidth:10, Modulation:Q16, RB Number: 1, RB Position:HIGH)

Start Frequency (MHz)	Stop Frequency (MHz)	RBW (MHz)	Detector	Frequency (MHz)	Power (dBm)	Limit (dBm)	Verdict	Sweep Point
2610	2620	0.1	RMS	2619.4	21.12	30	Pass	401
2620	2621	0.2	RMS	2620.005	-20.57	-10	Pass	401
2621	2625	1	RMS	2621	-27.65	-10	Pass	5
2625	2630	1	RMS	2625.025	-36.99	-13	Pass	401
2630	2645	1	RMS	2630.113	-41.53	-25	Pass	401



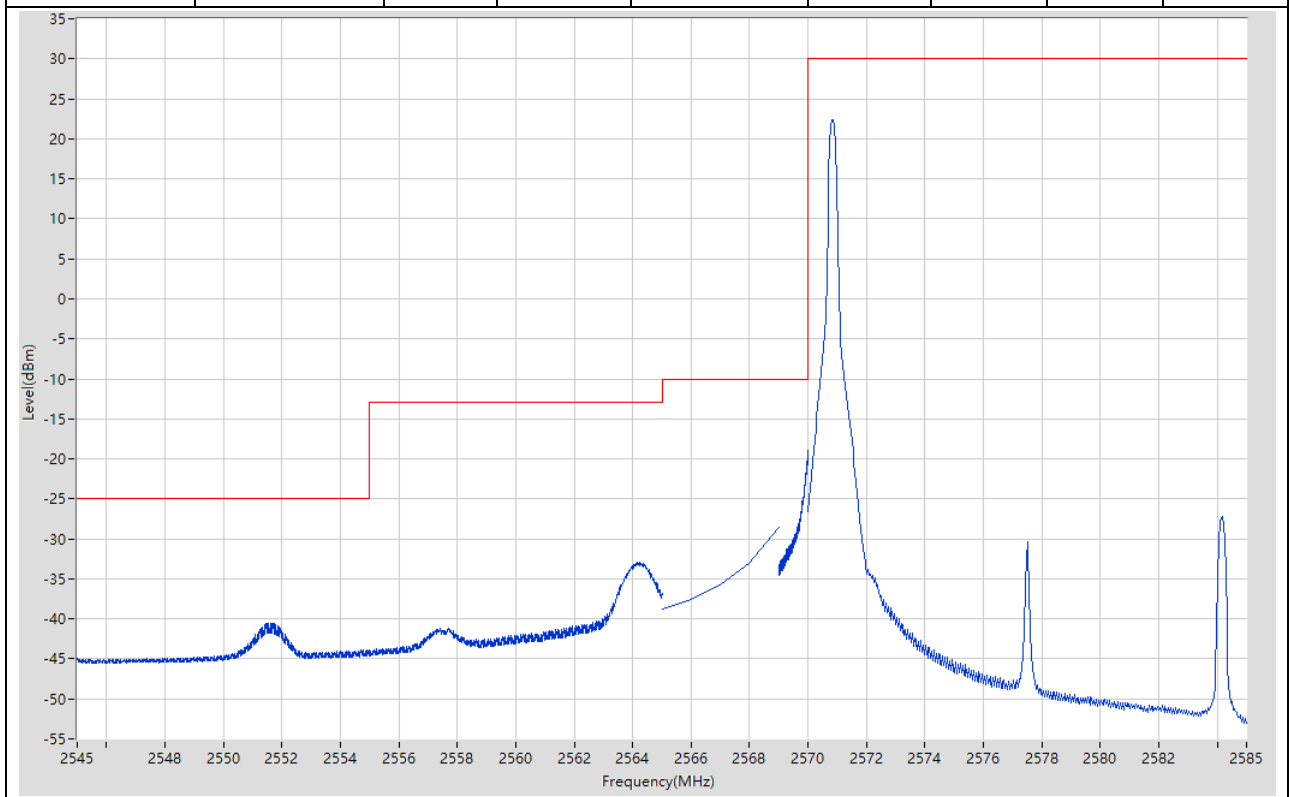
17.16. LTE Band Edge_Part22-24-27(NTNV)(Subtest:16, Channel:38200, Bandwidth:10, Modulation:Q16, RB Number: 50, RB Position:HIGH)

Start Frequency (MHz)	Stop Frequency (MHz)	RBW (MHz)	Detector	Frequency (MHz)	Power (dBm)	Limit (dBm)	Verdict	Sweep Point
2610	2620	0.1	RMS	2613.8	4.12	30	Pass	401
2620	2621	0.2	RMS	2620.005	-28.05	-10	Pass	401
2621	2625	1	RMS	2621	-25.63	-10	Pass	5
2625	2630	1	RMS	2625.025	-27.51	-13	Pass	401
2630	2645	1	RMS	2630.188	-40.8	-25	Pass	401



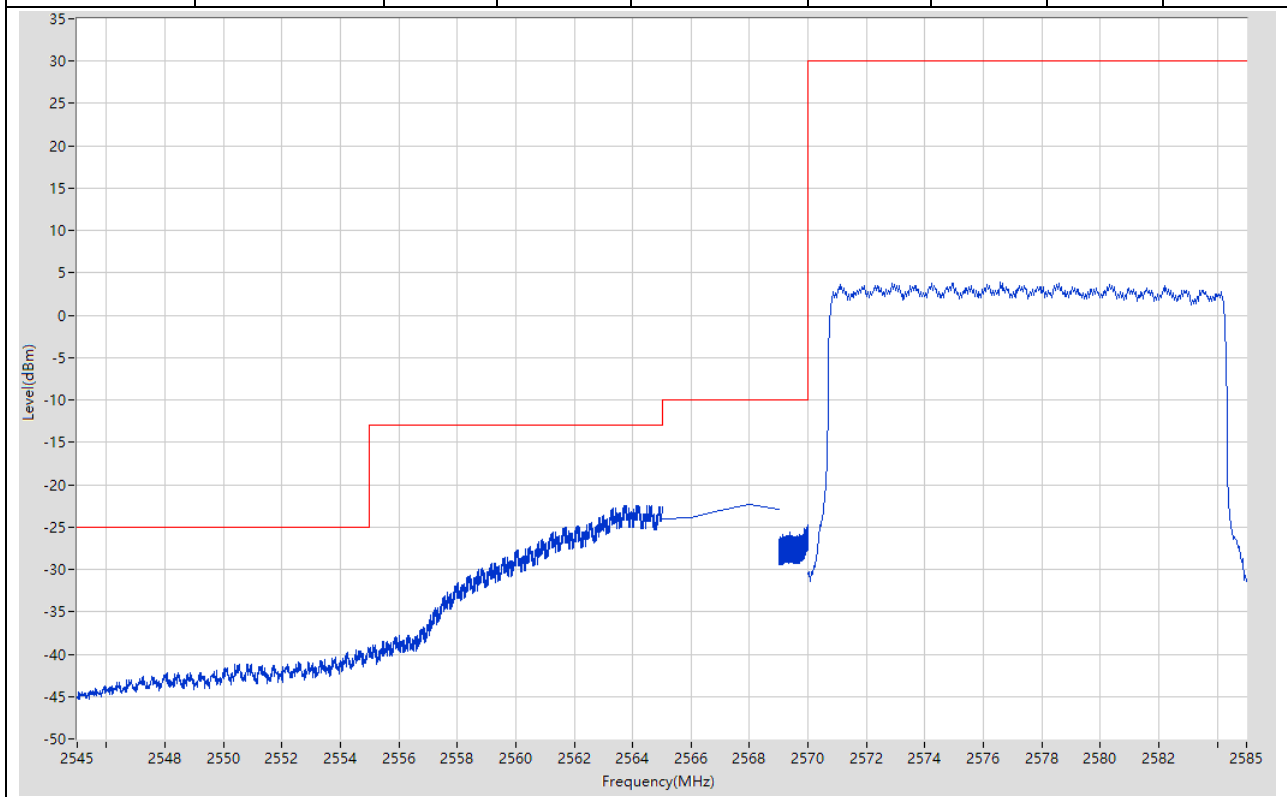
17.17. LTE Band Edge_Part22-24-27(NTNV)(Subtest:17, Channel:37825, Bandwidth:15, Modulation:QPSK, RB Number: 1, RB Position:LOW)

Start Frequency (MHz)	Stop Frequency (MHz)	RBW (MHz)	Detector	Frequency (MHz)	Power (dBm)	Limit (dBm)	Verdict	Sweep Point
2545	2555	1	RMS	2551.5	-40.5	-25	Pass	401
2555	2565	1	RMS	2564.25	-32.96	-13	Pass	401
2565	2569	1	RMS	2569	-28.57	-10	Pass	5
2569	2570	0.3	RMS	2569.998	-18.98	-10	Pass	401
2570	2585	0.1	RMS	2570.863	22.42	30	Pass	401



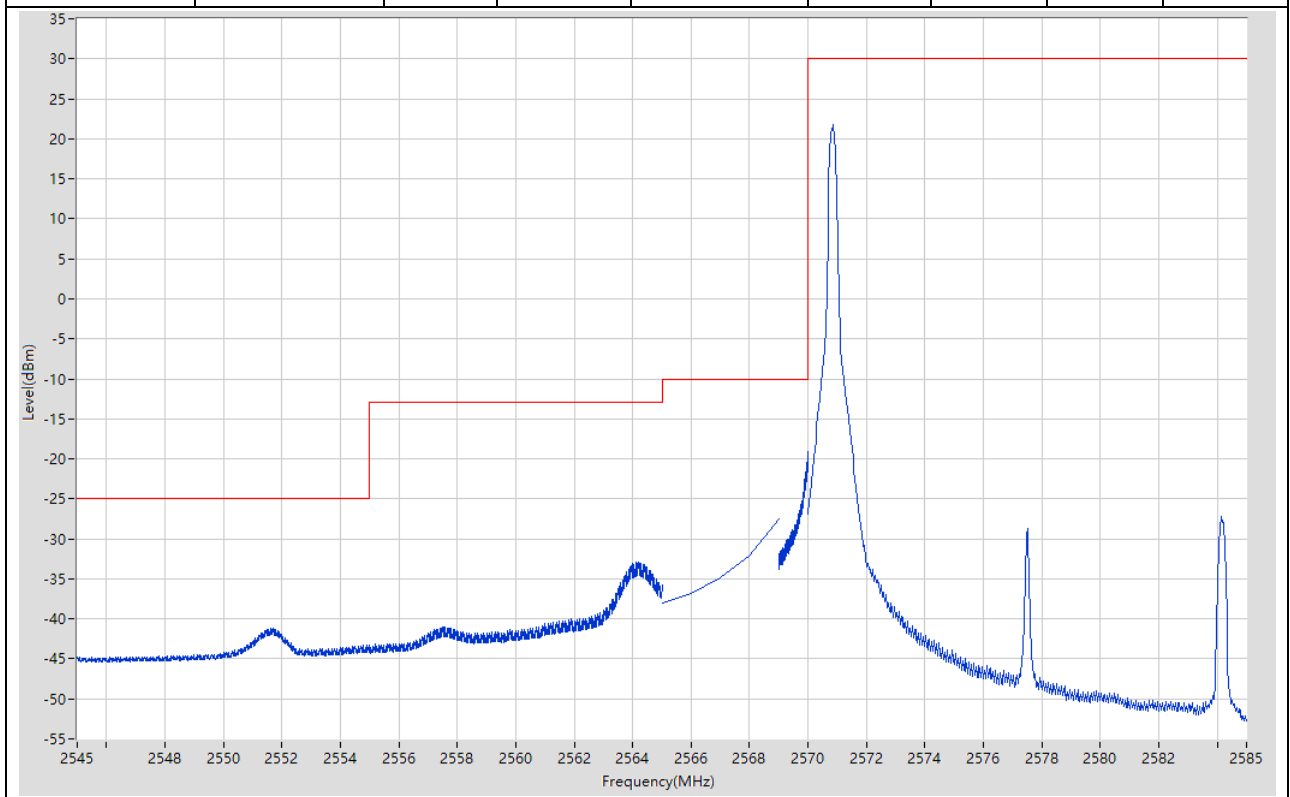
17.18. LTE Band Edge_Part22-24-27(NTNV)(Subtest:18, Channel:37825, Bandwidth:15, Modulation:QPSK, RB Number: 75, RB Position:LOW)

Start Frequency (MHz)	Stop Frequency (MHz)	RBW (MHz)	Detector	Frequency (MHz)	Power (dBm)	Limit (dBm)	Verdict	Sweep Point
2545	2555	1	RMS	2554.95	-39.24	-25	Pass	401
2555	2565	1	RMS	2563.8	-22.4	-13	Pass	401
2565	2569	1	RMS	2568	-22.36	-10	Pass	5
2569	2570	0.3	RMS	2569.995	-24.81	-10	Pass	401
2570	2585	0.1	RMS	2576.563	3.85	30	Pass	401



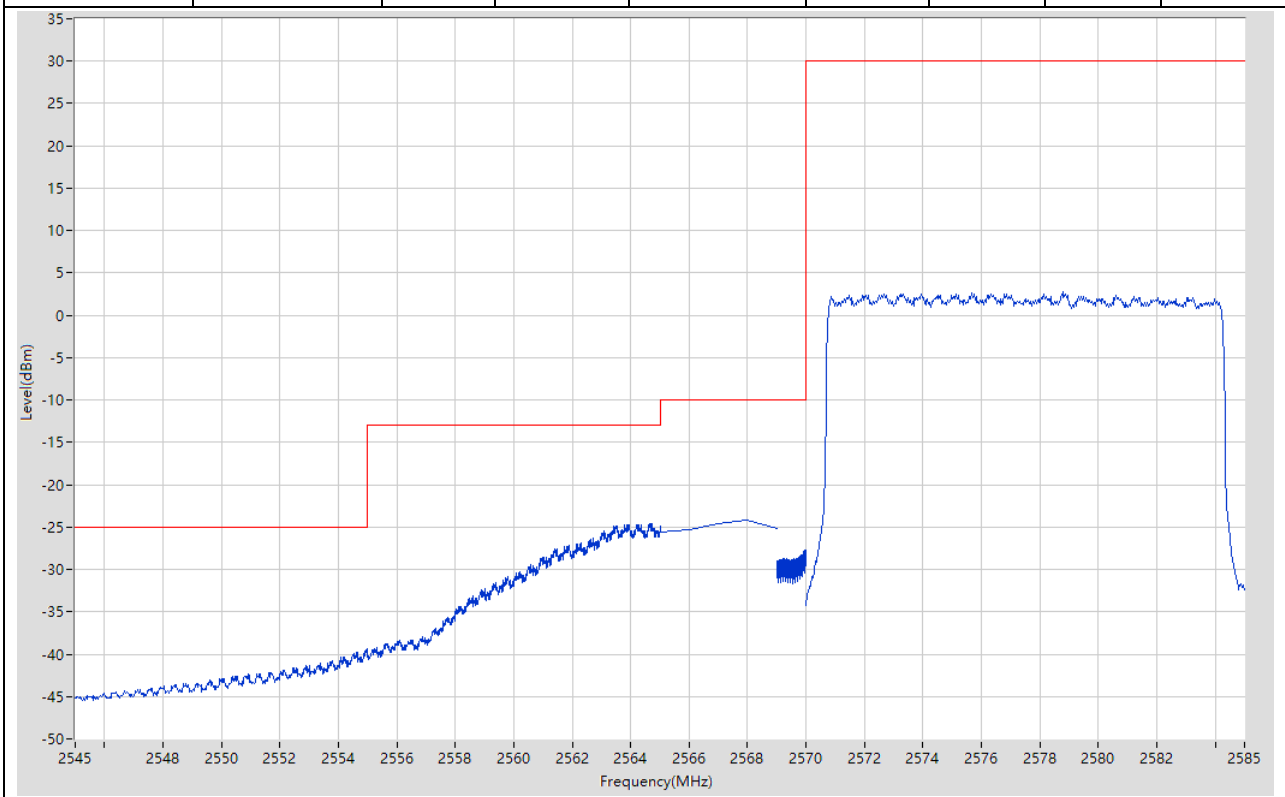
17.19. LTE Band Edge_Part22-24-27(NTNV)(Subtest:19, Channel:37825, Bandwidth:15, Modulation:Q16, RB Number: 1, RB Position:LOW)

Start Frequency (MHz)	Stop Frequency (MHz)	RBW (MHz)	Detector	Frequency (MHz)	Power (dBm)	Limit (dBm)	Verdict	Sweep Point
2545	2555	1	RMS	2551.7	-41.19	-25	Pass	401
2555	2565	1	RMS	2564.2	-32.94	-13	Pass	401
2565	2569	1	RMS	2569	-27.47	-10	Pass	5
2569	2570	0.3	RMS	2569.998	-19.1	-10	Pass	401
2570	2585	0.1	RMS	2570.863	21.72	30	Pass	401



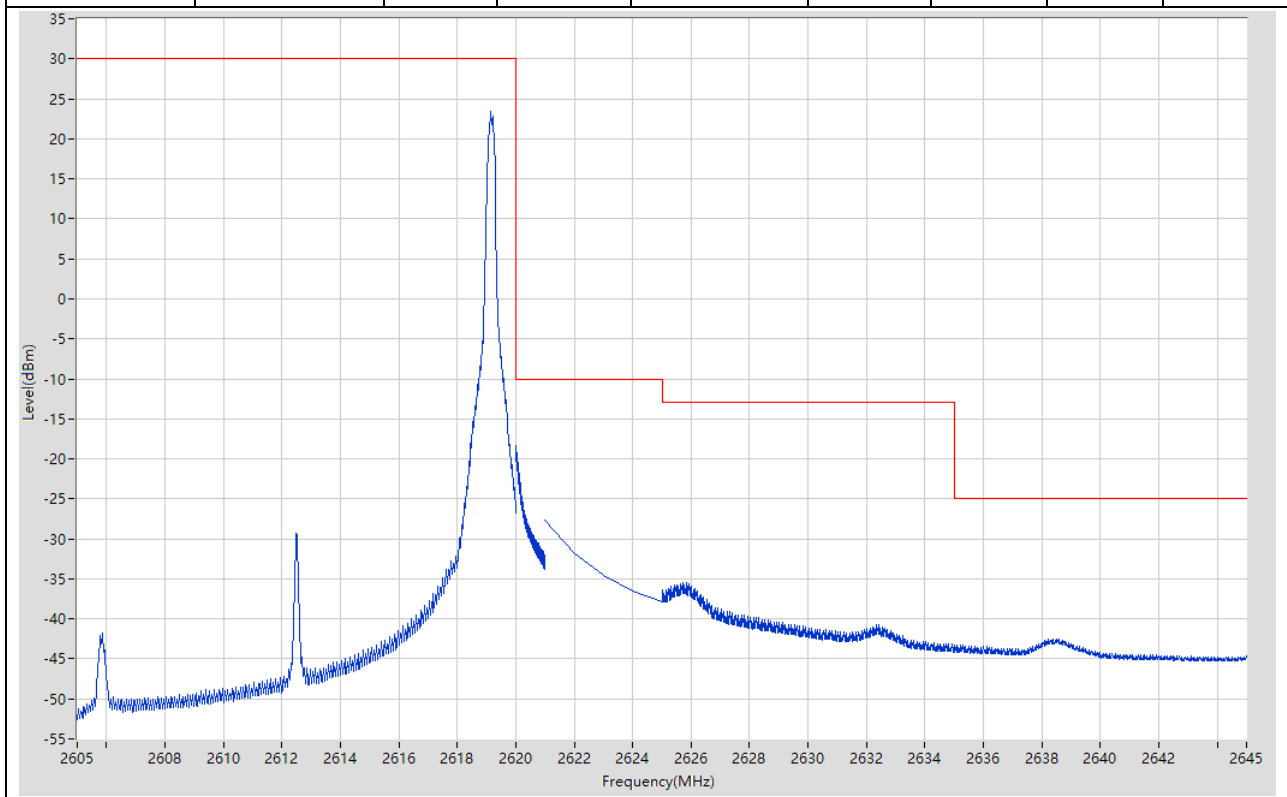
17.20. LTE Band Edge_Part22-24-27(NTNV)(Subtest:20, Channel:37825, Bandwidth:15, Modulation:Q16, RB Number: 75, RB Position:LOW)

Start Frequency (MHz)	Stop Frequency (MHz)	RBW (MHz)	Detector	Frequency (MHz)	Power (dBm)	Limit (dBm)	Verdict	Sweep Point
2545	2555	1	RMS	2555	-39.42	-25	Pass	401
2555	2565	1	RMS	2564.7	-24.63	-13	Pass	401
2565	2569	1	RMS	2568	-24.11	-10	Pass	5
2569	2570	0.3	RMS	2569.998	-27.71	-10	Pass	401
2570	2585	0.1	RMS	2578.813	2.78	30	Pass	401



17.21. LTE Band Edge_Part22-24-27(NTNV)(Subtest:21, Channel:38175, Bandwidth:15, Modulation:QPSK, RB Number: 1, RB Position:HIGH)

Start Frequency (MHz)	Stop Frequency (MHz)	RBW (MHz)	Detector	Frequency (MHz)	Power (dBm)	Limit (dBm)	Verdict	Sweep Point
2605	2620	0.1	RMS	2619.138	23.44	30	Pass	401
2620	2621	0.3	RMS	2620	-18.36	-10	Pass	401
2621	2625	1	RMS	2621	-27.6	-10	Pass	5
2625	2635	1	RMS	2625.725	-35.42	-13	Pass	401
2635	2645	1	RMS	2638.5	-42.54	-25	Pass	401



17.22. LTE Band Edge_Part22-24-27(NTNV)(Subtest:22, Channel:38175, Bandwidth:15, Modulation:QPSK, RB Number: 75, RB Position:HIGH)

Start Frequency (MHz)	Stop Frequency (MHz)	RBW (MHz)	Detector	Frequency (MHz)	Power (dBm)	Limit (dBm)	Verdict	Sweep Point
2605	2620	0.1	RMS	2611.413	4.36	30	Pass	401
2620	2621	0.3	RMS	2620.02	-22.25	-10	Pass	401
2621	2625	1	RMS	2621	-18.42	-10	Pass	5
2625	2635	1	RMS	2625.1	-20.21	-13	Pass	401
2635	2645	1	RMS	2639.325	-40.62	-25	Pass	401

