



# RF TEST REPORT

**Applicant**      Xiaomi Communications Co., Ltd.  
**FCC ID**          2AFZZ33SL  
**Product**        Mobile Phone  
**Brand**            Redmi  
**Model**            220733SL  
**Report No.**      R2207A0659-R1V2  
**Issue Date**      August 22, 2022

TA Technology (Shanghai) Co., Ltd. tested the above equipment in accordance with the requirements in **FCC CFR47 Part 2 (2021)/ FCC CFR 47 Part 22H (2021)**. The test results show that the equipment tested is capable of demonstrating compliance with the requirements as documented in this report.

*Prepared by: Xu Ying*

*Approved by: Xu Kai*

---

**TA Technology (Shanghai) Co., Ltd.**

*Building 3, No.145, Jintang Rd, Tangzhen Industry Park, Pudong Shanghai, China*

*TEL: +86-021-50791141/2/3*

*FAX: +86-021-50791141/2/3-8000*



## TABLE OF CONTENT

|   |    |
|---|----|
| 1. Test Laboratory .....                                | 5  |
| 1.1. Notes of the Test Report .....                     | 5  |
| 1.2. Test facility .....                                | 5  |
| 1.3. Testing Location .....                             | 5  |
| 2. General Description of Equipment under Test.....     | 6  |
| 2.1. Applicant and Manufacturer Information .....       | 6  |
| 2.2. General Information.....                           | 6  |
| 3. Applied Standards.....                               | 8  |
| 4. Test Configuration.....                              | 9  |
| 5. Test Case.....                                       | 11 |
| 5.1. RF Power Output and Effective Radiated Power ..... | 11 |
| 5.2. Occupied Bandwidth .....                           | 12 |
| 5.3. Band Edge Compliance.....                          | 13 |
| 5.4. Peak-to-Average Power Ratio (PAPR) .....           | 14 |
| 5.5. Frequency Stability.....                           | 15 |
| 5.6. Spurious Emissions at Antenna Terminals .....      | 17 |
| 5.7. Radiates Spurious Emission .....                   | 18 |
| 6. Test Result .....                                    | 21 |
| 6.1. RF Power Output and Effective Radiated Power ..... | 21 |
| 6.2. Occupied Bandwidth .....                           | 27 |
| 6.3. Band Edge Compliance.....                          | 35 |
| 6.4. Peak-to-Average Power Ratio (PAPR) .....           | 43 |
| 6.5. Frequency Stability.....                           | 45 |
| 6.6. Spurious Emissions at Antenna Terminals .....      | 48 |
| 6.7. Radiates Spurious Emission .....                   | 52 |
| 7. Main Test Instruments .....                          | 58 |
| ANNEX A: The EUT Appearance .....                       | 59 |
| ANNEX B: Test Setup Photos .....                        | 60 |
| ANNEX C: Product Change Description .....               | 61 |



| Version | Revision description     | Issue Date      |
|---------|--------------------------|-----------------|
| Rev.0   | Initial issue of report. | August 8, 2022  |
| Rev.1   | Update data.             | August 10, 2022 |
| Rev.2   | Update data.             | August 22, 2022 |

Note: This revised report (Report No. R2207A0659-R1V2) supersedes and replaces the previously issued report (Report No. R2207A0659-R1V1). Please discard or destroy the previously issued report and dispose of it accordingly.

### Summary of measurement results

| No. | Test Case                                    | Clause in FCC rules               | Verdict |
|-----|--|-----------------------------------|---------|
| 1   | RF Power Output and Effective Radiated Power | 2.1046<br>22.913(a)(5)            | PASS    |
| 2   | Occupied Bandwidth                           | 2.1049                            | PASS    |
| 3   | Band Edge Compliance                         | 2.1051 / 22.917(a)                | PASS    |
| 4   | Peak-to-Average Power Ratio                  | 22.913(d)/<br>KDB 971168 D01(5.7) | PASS    |
| 5   | Frequency Stability                          | 2.1055 / 22.355                   | PASS    |
| 6   | Spurious Emissions at Antenna Terminals      | 2.1051 / 22.917(a)                | PASS    |
| 7   | Radiates Spurious Emission                   | 2.1053 / 22.917 (a)               | PASS    |

Date of Testing: (Original) June 22, 2022 ~ July 2, 2022  
 (Variant) July 20, 2022~August 4, 2022 and August 10, 2022  
 Date of Sample Received: (Original & Variant) June 16, 2022

Note: PASS: The EUT complies with the essential requirements in the standard.  
 FAIL: The EUT does not comply with the essential requirements in the standard.  
 All indications of Pass/Fail in this report are opinions expressed by TA Technology (Shanghai) Co., Ltd. based on interpretations and/or observations of test results. Measurement Uncertainties were not taken into account and are published for informational purposes only.

**220733SL (Report No.: R2207A0659-R1V2) is a variant model of 220733SL (Report No.: R2206A0532-R1). There is only added the 2nd supplier PA of product.**

Tested band refer to the following table.

| Band         | Original | Variant  |  |
|--------------|----------|--|--|
| GSM850       | Pass     | RF Power Output and Effective Radiated Power   | Verify RF Power Output, and did not deteriorate so they were not recorded in the report. |
|              |          | Other test items   | Retest   |
| WCDMA Band V | Pass     | 1. Verify RF Power Output, and did not deteriorate so they were not recorded in the report.<br>2. Radiates Spurious Emission retest. |  |
| LTE Band 5   | Pass     |  |  |

The detailed product change description please refers to the *Difference Declaration Letter*.



## 1. Test Laboratory

### 1.1. Notes of the Test Report

This report shall not be reproduced in full or partial, without the written approval of **TA technology (shanghai) co., Ltd.** The results documented in this report apply only to the tested sample, under the conditions and modes of operation as described herein. Measurement Uncertainties were not taken into account and are published for informational purposes only. This report is written to support regulatory compliance of the applicable standards stated above.

### 1.2. Test facility

#### **FCC (Designation number: CN1179, Test Firm Registration Number: 446626)**

TA Technology (Shanghai) Co., Ltd. has been listed on the US Federal Communications Commission list of test facilities recognized to perform measurements.

#### **A2LA (Certificate Number: 3857.01)**

TA Technology (Shanghai) Co., Ltd. has been listed by American Association for Laboratory Accreditation to perform measurement.

### 1.3. Testing Location

Company: TA Technology (Shanghai) Co., Ltd.  
Address: Building 3, No.145, Jintang Rd, Tangzhen Industry Park, Pudong Shanghai, China  
City: Shanghai  
Post code: 201201  
Country: P. R. China  
Contact: Xu Kai  
Telephone: +86-021-50791141/2/3  
Fax: +86-021-50791141/2/3-8000  
Website: <http://www.ta-shanghai.com>  
E-mail: [xukai@ta-shanghai.com](mailto:xukai@ta-shanghai.com)

## 2. General Description of Equipment under Test

### 2.1. Applicant and Manufacturer Information

|                      |   |
|----------------------|---|
| Applicant            | Xiaomi Communications Co., Ltd.   |
| Applicant address    | 019, 9th Floor, Building 6, 33 Xi'erqi Middle Road, Haidian District, Beijing, China, 100085  |
| Manufacturer         | Xiaomi Communications Co., Ltd.   |
| Manufacturer address | #019, 9th Floor, Building 6, 33 Xi'erqi Middle Road, Haidian District, Beijing, China, 100085 |

### 2.2. General Information

| EUT Description            |  |  |               |
|----------------------------|--|--|---------------|
| Model                      | 220733SL   |  |               |
| IMEI                       | Original<br>(220733SL)   | IMEI 1: 869674060125087<br>IMEI 2: 869674060125095 |               |
|                            | Variant<br>(220733SL)  | IMEI 1: 869674060113885<br>IMEI 2: 869674060113893 |               |
| Hardware Version           | P1.1   |  |               |
| Software Version           | Android 12   |  |               |
| Antenna Type               | PIFA Antenna   |  |               |
| Antenna Gain               | Band   | Low Antenna  | Upper Antenna |
|                            | GSM850   | -4.4 dBi   | -3.2 dBi      |
|                            | WCDMA Band V   | -4.4 dBi   | -3.2 dBi      |
|                            | LTE Band 5   | -4.4 dBi   | -3.2 dBi      |
| Test Mode(s)               | GSM 850; WCDMA Band V; LTE Band 5;   |  |               |
| Test Modulation            | (GSM/GPRS)GMSK, (EGPRS) GMSK/ 8PSK;<br>(WCDMA) BPSK, QPSK;<br>(LTE) QPSK, 16QAM; |  |               |
| GPRS Multislot Class       | 12   |  |               |
| EGPRS Multislot Class      | 12   |  |               |
| HSDPA UE Category          | 24   |  |               |
| HSUPA UE Category          | 7  |  |               |
| LTE Category               | 4  |  |               |
| Maximum E.R.P.             | GSM 850:   | 27.87 dBm  |               |
|                            | WCDMA Band V:  | 18.83 dBm  |               |
|                            | LTE Band 5:  | 18.80 dBm  |               |
| Rated Power Supply Voltage | 3.85V  |  |               |
| Operating Voltage          | Minimum: 3.6V    Maximum: 4.4V   |  |               |
| Operating Temperature      | Lowest: 0°C    Highest: +40°C  |  |               |



|  |                                 |           |           |
|--|---------------------------------|-----------|-----------|
| Testing Temperature  | Lowest: -30°C    Highest: +50°C |           |           |
| Operating Frequency Range(s)   | Band                            | Tx (MHz)  | Rx (MHz)  |
|  | GSM850                          | 824 ~ 849 | 869 ~ 894 |
|  | WCDMA Band V                    | 824 ~ 849 | 869 ~ 894 |
|  | LTE Band 5                      | 824 ~ 849 | 869 ~ 894 |
| <p>Note: 1. The EUT is sent from the applicant to TA and the information of the EUT is declared by the applicant.</p> <p>2. Low antenna and Upper antenna can't transmit simultaneously.</p> |                                 |           |           |

| Item   | Configure 1 | Configure 2 |
|--|-------------|-------------|
| WIFI test socket                                     | support     | remove      |
| PL sensor  | support     | remove      |
| Note: This report only records data for Configure 1. |             |             |



### 3. Applied Standards

According to the specifications of the manufacturer, it must comply with the requirements of the following standards:

**Test standards:**

**FCC CFR 47 Part 22H (2021)**

**FCC CFR47 Part 2 (2021)**

**Reference standard:**

**ANSI C63.26-2015**

**KDB 971168 D01 Power Meas License Digital Systems v03r01**



## 4. Test Configuration

There is more than one SIM card slot, each one should be applied throughout the compliance test respectively, and however, only the worst case (SIM 1) will be recorded in this report.

Radiated measurements are performed by rotating the EUT in three different orthogonal test planes. EUT stand-up position (Z axis), lie-down position (X, Y axis). Receiver antenna polarization (horizontal and vertical), the worst emission was found in position (Z axis, horizontal polarization for Low Antenna GSM/WCDMA/LTE Band; X axis, vertical polarization for Upper Antenna GSM/WCDMA Band; Z axis, horizontal polarization for Upper Antenna LTE Band) and the worst case was recorded.

All mode and data rates and positions and RB size and modulations were investigated.

Subsequently, only the worst case emissions are reported.

The following testing in GSM/WCDMA/LTE is set based on the maximum RF Output Power.

Test modes are chosen to be reported as the worst case configuration below:

| Test items                                   | Modes/Modulation                         |                                |
|--|--|--------------------------------|
|  | GSM 850                                  | WCDMA Band V                   |
| RF Power Output and Effective Radiated power | GSM<br>GPRS<br>EGPRS                     | RMC<br>HSDPA/HSUPA<br>DC-HSDPA |
| Occupied Bandwidth                           | GSM<br>GPRS(1Tx slot)<br>EGPRS(1Tx slot) | RMC                            |
| Band Edge Compliance                         | GSM<br>GPRS(1Tx slot)<br>EGPRS(1Tx slot) | RMC                            |
| Peak-to-Average Power Ratio                  | GSM<br>GPRS(1Tx slot)<br>EGPRS(1Tx slot) | RMC                            |
| Frequency Stability                          | GSM<br>GPRS(1Tx slot)<br>EGPRS(1Tx slot) | RMC                            |
| Spurious Emissions at Antenna Terminals      | GSM                                      | RMC                            |
| Radiates Spurious Emission                   | GSM                                      | RMC                            |

Test modes are chosen as the worst case configuration below for LTE Band 5.

| Test items                                   | Bandwidth (MHz)   |   |   |    | Modulation |       | RB |     |      | Test Channel |   |   |
|--|---|---|---|----|------------|-------|----|-----|------|--------------|---|---|
|  | 1.4   | 3 | 5 | 10 | QPSK       | 16QAM | 1  | 50% | 100% | L            | M | H |
| RF power output and Effective Radiated power | ○   | ○ | ○ | ○  | ○          | ○     | ○  | ○   | ○    | ○            | ○ | ○ |
| Occupied Bandwidth                           | ○   | ○ | ○ | ○  | ○          | ○     | -  | -   | ○    | ○            | ○ | ○ |
| Band Edge Compliance                         | ○   | ○ | ○ | ○  | ○          | ○     | ○  | -   | ○    | ○            | - | ○ |
| Peak-to-Average Power Ratio                  | ○   | ○ | ○ | ○  | ○          | ○     | -  | -   | ○    | ○            | ○ | ○ |
| Frequency Stability                          | ○   | ○ | ○ | ○  | ○          | ○     | ○  | -   | -    | -            | ○ | - |
| Spurious Emissions at Antenna Terminals      | ○   | ○ | ○ | ○  | ○          | -     | ○  | -   | -    | ○            | ○ | ○ |
| Radiates Spurious Emission                   | ○   | - | ○ | ○  | ○          | -     | ○  | -   | -    | -            | ○ | - |
| Note   | 1. The mark "○" means that this configuration is chosen for testing.<br>2. The mark "-" means that this configuration is not testing. |   |   |    |            |       |    |     |      |              |   |   |

## 5. Test Case

### 5.1. RF Power Output and Effective Radiated Power

#### Ambient condition

| Temperature | Relative humidity | Pressure |
|-------------|-------------------|----------|
| 23°C ~25°C  | 45%~50%           | 101.5kPa |

#### Methods of Measurement

During the process of the testing, The EUT was connected to the Base Station Simulator with a known loss. The EUT is controlled by the Base Station Simulator test set to ensure max power transmission with proper modulation.

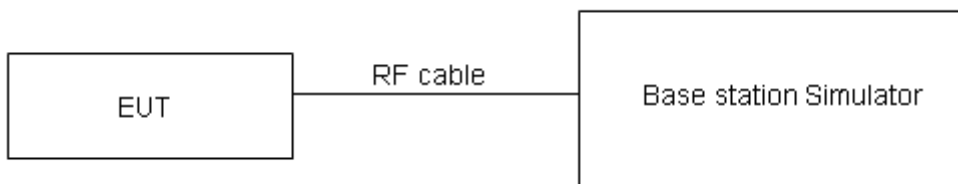
ERP can then be calculated as follows:

$$\text{EIRP (dBm)} = \text{Output Power (dBm)} - \text{Losses (dB)} + \text{Antenna Gain (dBi)}$$

where:dBd refers to gain relative to an ideal dipole.

$$\text{EIRP (dBm)} = \text{ERP (dBm)} + 2.15 \text{ (dB)}.$$

#### Test Setup



#### Limits

No specific RF power output requirements in part 2.1046.

Rule Part 22.913(a)(5) specifies that "Mobile/portable stations are limited to 7 watts ERP".

|       |                   |
|-------|-------------------|
| Limit | ≤ 7 W (38.45 dBm) |
|-------|-------------------|

#### Measurement Uncertainty

The assessed measurement uncertainty to ensure 95% confidence level for the normal distribution is with the coverage factor  $k = 2$ ,  $U = 0.4 \text{ dB}$  for RF power output,  $k = 2$ ,  $U = 1.19 \text{ dB}$  for ERP.

#### Test Results

Refer to the section 6.1 of this report for test data.

## 5.2. Occupied Bandwidth

### Ambient condition

| Temperature | Relative humidity | Pressure |
|-------------|-------------------|----------|
| 23°C ~25°C  | 45%~50%           | 101.5kPa |

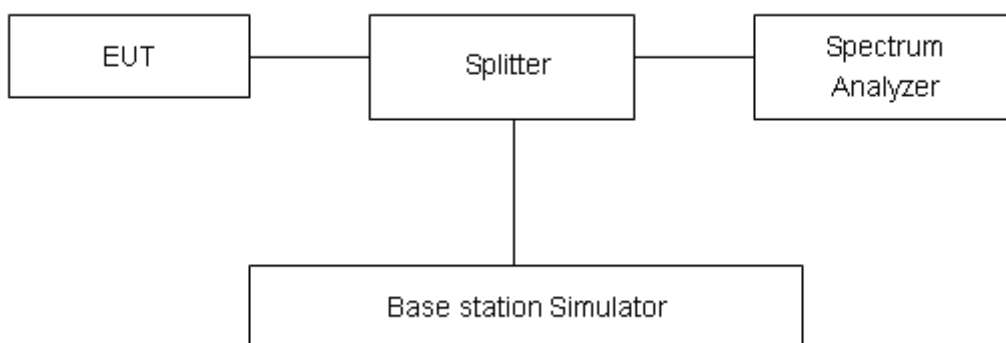
### Method of Measurement

The EUT was connected to Spectrum Analyzer and Base Station Simulator via power Splitter. The occupied bandwidth is measured using spectrum analyzer.

RBW is set to  $\geq 1\%EBW$ , VBW is set to 3x RBW.

99% power and -26dBc occupied bandwidths are recorded. Spectrum analyzer plots are included on the following pages.

### Test Setup



### Limits

No specific occupied bandwidth requirements in part 2.1049.

### Measurement Uncertainty

The assessed measurement uncertainty to ensure 95% confidence level for the normal distribution is with the coverage factor  $k = 2$ ,  $U = 624\text{Hz}$ .

### Test Results

Refer to the section 6.2 of this report for test data.

### 5.3. Band Edge Compliance

#### Ambient condition

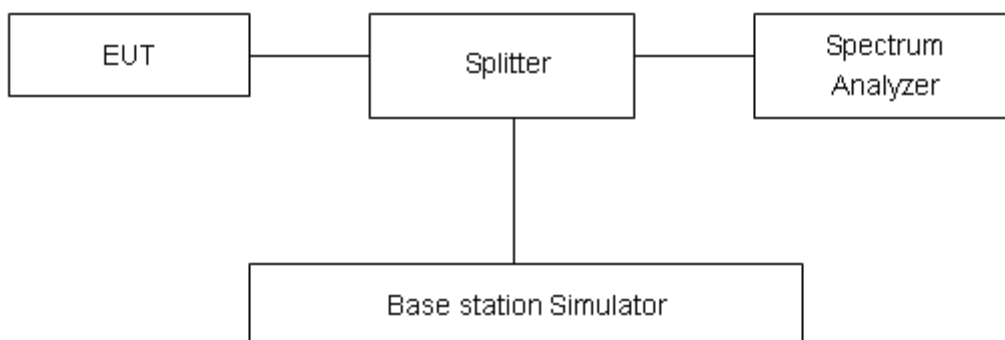
| Temperature | Relative humidity | Pressure |
|-------------|-------------------|----------|
| 23°C ~25°C  | 45%~50%           | 101.5kPa |

#### Method of Measurement

The EUT was connected to Spectrum Analyzer and Base Station Simulator via power Splitter. The band edge of the lowest and highest channels were measured. The average detector is used. RBW is set to  $\geq 1\%EBW$ , VBW is set to 3x RBW.

Spectrum analyzer plots are included on the following pages.

#### Test Setup



#### Limits

Rule Part 22.917(a) specifies that “The power of any emission outside of the authorized operating frequency ranges must be attenuated below the transmitting power (P) by a factor of at least 43 + 10 log(P) dB.”

|       |         |
|-------|---------|
| Limit | -13 dBm |
|-------|---------|

#### Measurement Uncertainty

The assessed measurement uncertainty to ensure 95% confidence level for the normal distribution is with the coverage factor  $k = 1.96$ ,  $U=0.684dB$ .

#### Test Results

Refer to the section 6.3 of this report for test data.

### 5.4. Peak-to-Average Power Ratio (PAPR)

#### Ambient condition

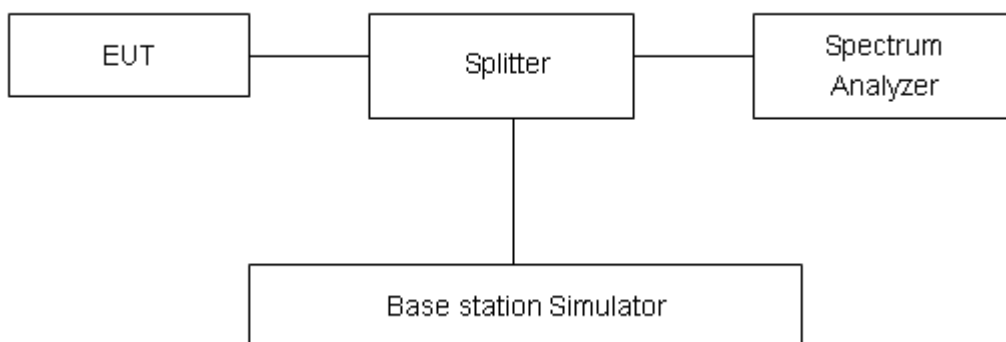
| Temperature | Relative humidity | Pressure |
|-------------|-------------------|----------|
| 23°C ~25°C  | 45%~50%           | 101.5kPa |

#### Methods of Measurement

Measure the total peak power and record as  $P_{Pk}$ . And measure the total average power and record as  $P_{Avg}$ . Both the peak and average power levels must be expressed in the same logarithmic units (e.g., dBm). Determine the PAPR from:

$$PAPR (dB) = P_{Pk} (dBm) - P_{Avg} (dBm).$$

#### Test Setup



#### Limits

According to the Sec. 22.913(d), The peak-to-average ratio (PAR) of the transmission must not exceed 13 dB.

#### Measurement Uncertainty

The assessed measurement uncertainty to ensure 95% confidence level for the normal distribution is with the coverage factor  $k = 2$ ,  $U = 0.4$  dB.

#### Test Results

Refer to the section 6.4 of this report for test data.

## 5.5. Frequency Stability

### Ambient condition

| Temperature | Relative humidity | Pressure |
|-------------|-------------------|----------|
| 23°C ~25°C  | 45%~50%           | 101.5kPa |

### Method of Measurement

#### Frequency Stability (Temperature Variation)

The temperature inside the climate chamber is varied from -30°C to +50°C in 10°C step size,

(1) With all power removed, the temperature was decreased to 0°C and permitted to stabilize for three hours.

(2) Measure the carrier frequency with the test equipment in a “call mode”. These measurements should be made within 1 minute of powering up the mobile station, to prevent significant self warming.

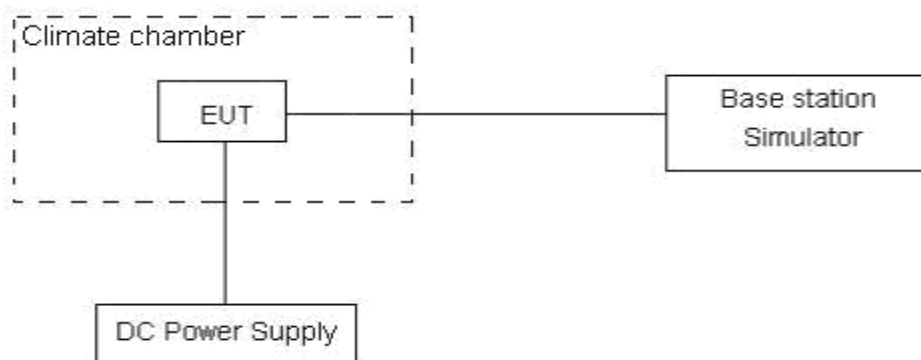
(3) Repeat the above measurements at 10°C increments from -30°C to +50°C. Allow at least 1.5 hours at each temperature, un-powered, before making measurements. Frequency Stability (Voltage Variation)

The frequency stability shall be measured with variation of primary supply voltage as follows:

**Primary Supply Voltage:** The primary supply voltage is varied from 85% to 115% of the nominal value for non hand-carried battery and AC powered equipment. For hand-carried, battery-powered equipment, primary supply voltage is reduced to the battery operating end point which shall be specified by the manufacturer.

This transceiver is specified to operate with an input voltage of between 3.6 V and 4.4 V, with a nominal voltage of 3.85V.

### Test setup



### Limits

According to the Sec. 22.355, the frequency stability of the carrier shall be accurate to within 2.5 ppm of the received frequency for mobile stations.

| Limits | ≤ 2.5 ppm |
|--------|-----------|
|--------|-----------|

### Measurement Uncertainty

The assessed measurement uncertainty to ensure 99.75% confidence level for the normal distribution is with the coverage factor  $k = 3$ ,  $U = 0.01\text{ppm}$ .



## Test Results

Refer to the section 6.5 of this report for test data.



## 5.6. Spurious Emissions at Antenna Terminals

### Ambient condition

| Temperature | Relative humidity | Pressure |
|-------------|-------------------|----------|
| 23°C ~25°C  | 45%~50%           | 101.5kPa |

### Method of Measurement

The EUT was connected to Spectrum Analyzer and Base Station Simulator via power Splitter. The measurement is carried out using a spectrum analyzer. The spectrum analyzer scans from 9kHz to the 10th harmonic of the carrier.

The peak detector is used. RBW are set to 100 kHz and VBW are set to 300 kHz for below 1G, RBW are set to 1MHz and VBW are set to 3MHz for above 1G, Sweep is set to ATUO.

RBW is set to 1 kHz (0.009MHz~ 0.15 MHz),

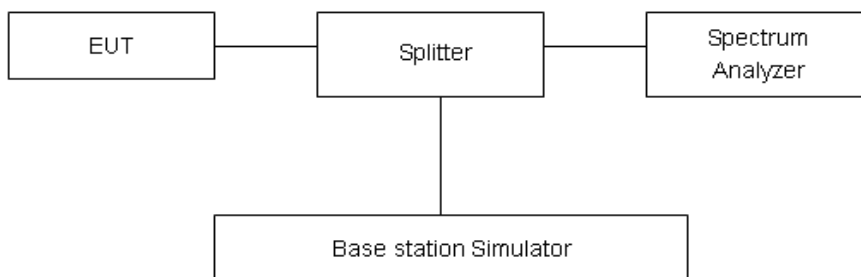
RBW is set to 10 kHz (0.15 MHz~ 30 MHz)

RBW is set to 100 kHz (30MHz~1000 MHz)

RBW is set to 1000 kHz (above 1000MHz)

The modulation mode and RB allocation refer to section 5.1, using the maximum output power configuration.

### Test setup



### Limits

Rule Part 22.917(a) specifies that “The power of any emission outside of the authorized operating frequency ranges must be attenuated below the transmitting power (P) by a factor of at least 43 + 10 log (P) dB.”

|       |         |
|-------|---------|
| Limit | -13 dBm |
|-------|---------|

### Measurement Uncertainty

The assessed measurement uncertainty to ensure 99.75% confidence level for the normal distribution is with the coverage factor  $k = 1.96$ .

| Frequency  | Uncertainty |
|------------|-------------|
| 9kHz-1GHz  | 0.684 dB    |
| 1GHz-20GHz | 1.407 dB    |

### Test Results

Refer to the section 6.6 of this report for test data.

## 5.7. Radiates Spurious Emission

### Ambient condition

| Temperature | Relative humidity | Pressure |
|-------------|-------------------|----------|
| 23°C ~25°C  | 45%~50%           | 101.5kPa |

### Method of Measurement

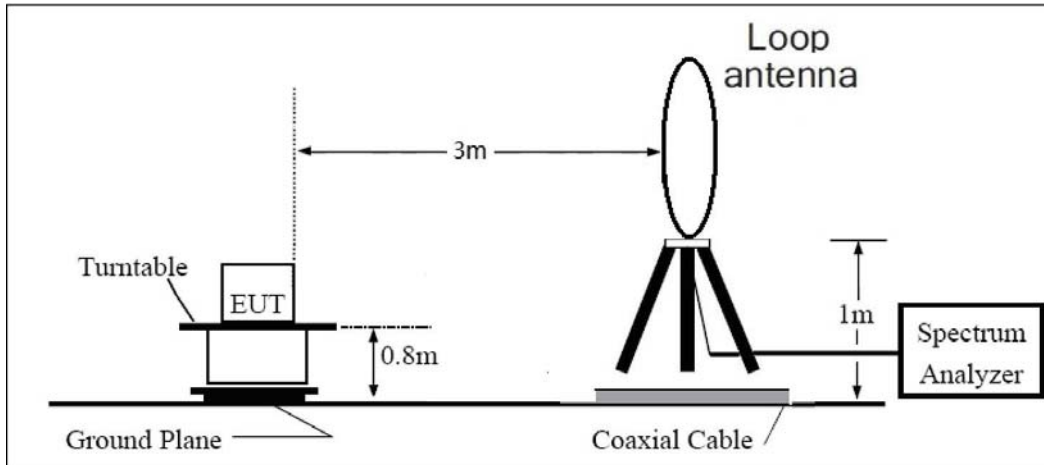
1. The testing follows FCC KDB 971168 v03r01 Section 5.8 and ANSI C63.26-2015.
2. Below 1GHz: The EUT is placed on a turntable 0.8 meters above the ground in the chamber, 3 meter away from the antenna. The maximal emission value is acquired by adjusting the antenna height, polarisation and turntable azimuth. Normally, the height range of antenna is 1 m to 4 m, the azimuth range of turntable is 0° to 360°, and the receive antenna has two polarizations Vertical (V) and Horizontal (H). Above 1GHz: (Note: the FCC's permission to use 1.5m as an alternative per TCBC Conf call of Dec. 2, 2014.) The EUT is placed on a turntable 1.5 meters above the ground in the chamber, 3 meter away from the antenna. The maximal emission value is acquired by adjusting the antenna height, polarisation and turntable azimuth. Normally, the height range of antenna is 1 m to 4 m, the azimuth range of turntable is 0° to 360°, and the receive antenna has two polarizations Vertical (V) and Horizontal (H).
3. A loop antenna, A log-periodic antenna or horn antenna shall be substituted in place of the EUT. The log-periodic antenna will be driven by a signal generator and the level will be adjusted till the same power value on the spectrum analyzer or receiver. The level of the spurious emissions can be calculated through the level of the signal generator, cable loss, the gain of the substitution antenna and the reading of the spectrum analyzer or receiver.
4. The EUT is then put into continuously transmitting mode at its maximum power level during the test. Set Test Receiver or Spectrum RBW=100kHz,VBW=300kHz, and the maximum value of the receiver should be recorded as (Pr).
5. The EUT shall be replaced by a substitution antenna. In the chamber, an substitution antenna for the frequency band of interest is placed at the reference point of the chamber. An RF Signal source for the frequency band of interest is connected to the substitution antenna with a cable that has been constructed to not interfere with the radiation pattern of the antenna. A power (PMea) is applied to the input of the substitution antenna, and adjust the level of the signal generator output until the value of the receiver reach the previously recorded (Pr). The power of signal source (PMea) is recorded. The test should be performed by rotating the test item and adjusting the receiving antenna polarization.
6. A amplifier should be connected to the Signal Source output port. And the cable should be connect between the Amplifier and the Substitution Antenna. The cable loss (Pcl), the Substitution Antenna Gain (Ga) and the Amplifier Gain (PAg) should be recorded after test.
7. The measurement results are obtained as described below:  
Power(EIRP)=PMea- PAg - Pcl + Ga  
The measurement results are amend as described below:  
Power(EIRP)=PMea- Pcl + Ga
8. This value is EIRP since the measurement is calibrated using an antenna of known gain (2.15 dB) and known input power. ERP can be calculated from EIRP by subtracting the gain of the dipole, ERP

= EIRP-2.15dB.

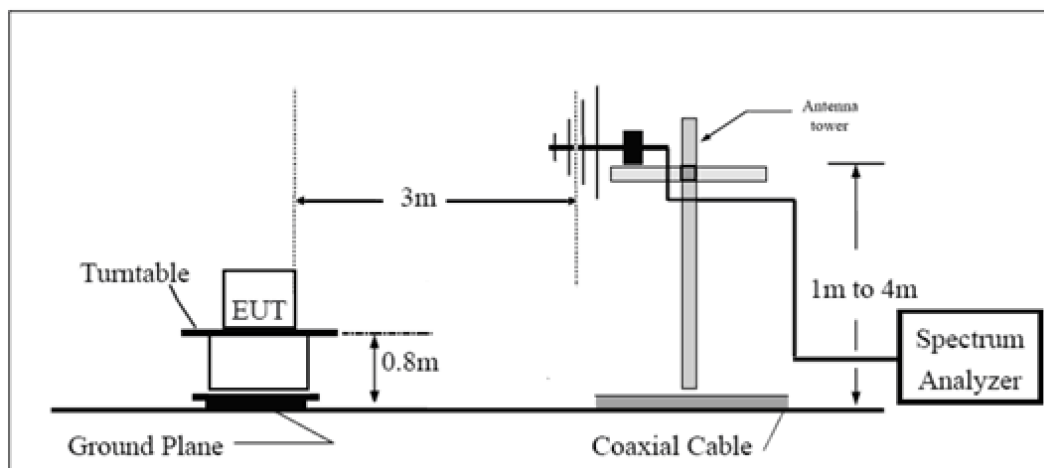
The modulation mode and RB allocation refer to section 5.1, using the maximum output power configuration.

**Test setup**

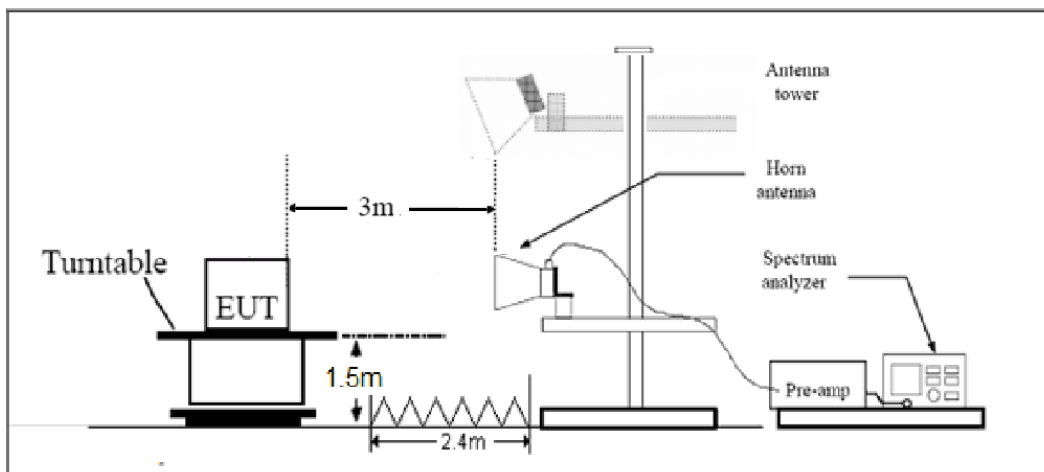
**9KHz~ 30MHz**



**30MHz~ 1GHz**



**Above 1GHz**



Note: Area side:2.4mX3.6m



## Limits

Rule Part 22.917(a) specifies that “The power of any emission outside of the authorized operating frequency ranges must be attenuated below the transmitting power (P) by a factor of at least  $43 + 10 \log (P)$  dB.”

|       |         |
|-------|---------|
| Limit | -13 dBm |
|-------|---------|

## Measurement Uncertainty

The assessed measurement uncertainty to ensure 95% confidence level for the normal distribution is with the coverage factor  $k = 1.96$ ,  $U = 3.55$  dB.

## Test Results

Refer to the section 6.7 of this report for test data.

## 6. Test Result

### 6.1. RF Power Output and Effective Radiated Power

| GSM 850<br>Low Antenna |            | Maximum Output Power (dBm) |           |           | ERP (dBm)             |           |           |
|------------------------|------------|----------------------------|-----------|-----------|-----------------------|-----------|-----------|
|                        |            | Channel/Frenqucy(MHz)      |           |           | Channel/Frenqucy(MHz) |           |           |
|                        |            | 128/824.2                  | 190/836.6 | 251/848.8 | 128/824.2             | 190/836.6 | 251/848.8 |
| GSM                    | CS         | 33.23                      | 33.15     | 33.04     | 26.68                 | 26.60     | 26.49     |
| GPRS/EGPRS<br>(GMSK)   | 1 Tx Slot  | 33.23                      | 33.15     | 33.04     | 26.68                 | 26.60     | 26.49     |
|                        | 2 Tx Slots | 29.30                      | 29.11     | 29.08     | 22.75                 | 22.56     | 22.53     |
|                        | 3 Tx Slots | 29.01                      | 28.88     | 28.73     | 22.46                 | 22.33     | 22.18     |
|                        | 4 Tx Slots | 27.74                      | 27.56     | 27.42     | 21.19                 | 21.01     | 20.87     |
| EGPRS<br>(8PSK)        | 1 Tx Slot  | 27.33                      | 27.14     | 27.01     | 20.78                 | 20.59     | 20.46     |
|                        | 2 Tx Slots | 24.26                      | 23.96     | 23.81     | 17.71                 | 17.41     | 17.26     |
|                        | 3 Tx Slots | 23.34                      | 23.28     | 23.02     | 16.79                 | 16.73     | 16.47     |
|                        | 4 Tx Slots | 22.34                      | 22.00     | 21.92     | 15.79                 | 15.45     | 15.37     |

| GSM 850<br>Upper Antenna |            | Maximum Output Power (dBm) |           |           | ERP (dBm)             |           |           |
|--------------------------|------------|----------------------------|-----------|-----------|-----------------------|-----------|-----------|
|                          |            | Channel/Frenqucy(MHz)      |           |           | Channel/Frenqucy(MHz) |           |           |
|                          |            | 128/824.2                  | 190/836.6 | 251/848.8 | 128/824.2             | 190/836.6 | 251/848.8 |
| GSM                      | CS         | 33.22                      | 33.17     | 32.96     | 27.87                 | 27.82     | 27.61     |
| GPRS/EGPRS<br>(GMSK)     | 1 Tx Slot  | 33.22                      | 33.17     | 32.96     | 27.87                 | 27.82     | 27.61     |
|                          | 2 Tx Slots | 29.90                      | 29.71     | 29.55     | 24.55                 | 24.36     | 24.20     |
|                          | 3 Tx Slots | 29.42                      | 29.42     | 29.33     | 24.07                 | 24.07     | 23.98     |
|                          | 4 Tx Slots | 28.00                      | 27.96     | 27.91     | 22.65                 | 22.61     | 22.56     |
| EGPRS<br>(8PSK)          | 1 Tx Slot  | 27.76                      | 27.84     | 27.67     | 22.41                 | 22.49     | 22.32     |
|                          | 2 Tx Slots | 24.62                      | 24.81     | 24.52     | 19.27                 | 19.46     | 19.17     |
|                          | 3 Tx Slots | 23.81                      | 24.00     | 23.65     | 18.46                 | 18.65     | 18.30     |
|                          | 4 Tx Slots | 22.74                      | 22.90     | 22.70     | 17.39                 | 17.55     | 17.35     |



| WCDMA Band V<br>Low Antenna |           | Maximum Output Power (dBm) |              |            | ERP (dBm)             |            |            |
|-----------------------------|-----------|----------------------------|--------------|------------|-----------------------|------------|------------|
|                             |           | Channel/Frenqucy(MHz)      |              |            | Channel/Frenqucy(MHz) |            |            |
|                             |           | 4132/826.4                 | 4183/836.6   | 4233/846.6 | 4132/826.4            | 4183/836.6 | 4233/846.6 |
| RMC                         | 12.2k     | 24.54                      | <b>24.58</b> | 24.42      | 17.99                 | 18.03      | 17.87      |
| AMR                         | 12.2k     | 24.44                      | 24.49        | 24.29      | 17.89                 | 17.94      | 17.74      |
| HSDPA                       | Subtest 1 | 23.96                      | 24.00        | 23.84      | 17.41                 | 17.45      | 17.29      |
|                             | Subtest 2 | 23.95                      | 23.99        | 23.83      | 17.40                 | 17.44      | 17.28      |
|                             | Subtest 3 | 23.44                      | 23.48        | 23.32      | 16.89                 | 16.93      | 16.77      |
|                             | Subtest 4 | 23.43                      | 23.47        | 23.31      | 16.88                 | 16.92      | 16.76      |
| HSUPA                       | Subtest 1 | 22.52                      | 22.56        | 22.40      | 15.97                 | 16.01      | 15.85      |
|                             | Subtest 2 | 22.11                      | 22.15        | 21.99      | 15.56                 | 15.60      | 15.44      |
|                             | Subtest 3 | 23.09                      | 23.14        | 22.98      | 16.54                 | 16.59      | 16.43      |
|                             | Subtest 4 | 21.48                      | 21.53        | 21.37      | 14.93                 | 14.98      | 14.82      |
|                             | Subtest 5 | 23.07                      | 23.12        | 22.96      | 16.52                 | 16.57      | 16.41      |
| DC-HSDPA                    | Subtest 1 | 23.88                      | 23.94        | 23.76      | 17.33                 | 17.39      | 17.21      |
|                             | Subtest 2 | 23.87                      | 23.93        | 23.75      | 17.32                 | 17.38      | 17.20      |
|                             | Subtest 3 | 23.45                      | 23.42        | 23.26      | 16.90                 | 16.87      | 16.71      |
|                             | Subtest 4 | 23.44                      | 23.41        | 23.25      | 16.89                 | 16.86      | 16.70      |

| WCDMA Band V<br>Upper Antenna |           | Maximum Output Power (dBm) |            |            | ERP (dBm)             |            |            |
|-------------------------------|-----------|----------------------------|------------|------------|-----------------------|------------|------------|
|                               |           | Channel/Frenqucy(MHz)      |            |            | Channel/Frenqucy(MHz) |            |            |
|                               |           | 4132/826.4                 | 4183/836.6 | 4233/846.6 | 4132/826.4            | 4183/836.6 | 4233/846.6 |
| RMC                           | 12.2k     | <b>24.18</b>               | 24.14      | 24.03      | 18.83                 | 18.79      | 18.68      |
| AMR                           | 12.2k     | 24.08                      | 24.05      | 23.90      | 18.73                 | 18.70      | 18.55      |
| HSDPA                         | Subtest 1 | 23.60                      | 23.56      | 23.45      | 18.25                 | 18.21      | 18.10      |
|                               | Subtest 2 | 23.59                      | 23.55      | 23.44      | 18.24                 | 18.20      | 18.09      |
|                               | Subtest 3 | 23.08                      | 23.04      | 22.93      | 17.73                 | 17.69      | 17.58      |
|                               | Subtest 4 | 23.07                      | 23.03      | 22.92      | 17.72                 | 17.68      | 17.57      |
| HSUPA                         | Subtest 1 | 22.16                      | 22.12      | 22.01      | 16.81                 | 16.77      | 16.66      |
|                               | Subtest 2 | 21.75                      | 21.71      | 21.60      | 16.40                 | 16.36      | 16.25      |
|                               | Subtest 3 | 22.73                      | 22.70      | 22.59      | 17.38                 | 17.35      | 17.24      |
|                               | Subtest 4 | 21.12                      | 21.09      | 20.98      | 15.77                 | 15.74      | 15.63      |
|                               | Subtest 5 | 22.71                      | 22.68      | 22.57      | 17.36                 | 17.33      | 17.22      |
| DC-HSDPA                      | Subtest 1 | 23.52                      | 23.50      | 23.37      | 18.17                 | 18.15      | 18.02      |
|                               | Subtest 2 | 23.51                      | 23.49      | 23.36      | 18.16                 | 18.14      | 18.01      |
|                               | Subtest 3 | 23.09                      | 22.98      | 22.87      | 17.74                 | 17.63      | 17.52      |
|                               | Subtest 4 | 23.08                      | 22.97      | 22.86      | 17.73                 | 17.62      | 17.51      |



| LTE Band 5<br>Low Antenna |            |               |        | Maximum Output Power (dBm) |                 |                 | ERP (dBm)              |                 |                 |
|---------------------------|------------|---------------|--------|----------------------------|-----------------|-----------------|------------------------|-----------------|-----------------|
| Bandwidth                 | Modulation | RB allocation | offset | Channel/Frequency(MHz)     |                 |                 | Channel/Frequency(MHz) |                 |                 |
|                           |            |               |        | 20407/824.<br>7            | 20525/836.<br>5 | 20643/848.<br>3 | 20407/824.<br>7        | 20525/836.<br>5 | 20643/848.<br>3 |
| 1.4MHz                    | QPSK       | 1             | 0      | 24.48                      | 24.52           | 24.50           | 17.93                  | 17.97           | 17.95           |
|                           |            | 1             | 2      | 24.66                      | 24.57           | 24.59           | 18.11                  | 18.02           | 18.04           |
|                           |            | 1             | 5      | 24.51                      | 24.58           | 24.51           | 17.96                  | 18.03           | 17.96           |
|                           |            | 3             | 0      | 24.59                      | 24.60           | 24.64           | 18.04                  | 18.05           | 18.09           |
|                           |            | 3             | 2      | 24.55                      | 24.64           | 24.62           | 18.00                  | 18.09           | 18.07           |
|                           |            | 3             | 3      | 24.63                      | 24.64           | 24.60           | 18.08                  | 18.09           | 18.05           |
|                           |            | 6             | 0      | 23.66                      | 23.70           | 23.71           | 17.11                  | 17.15           | 17.16           |
|                           | 16QAM      | 1             | 0      | 23.73                      | 23.74           | 23.79           | 17.18                  | 17.19           | 17.24           |
|                           |            | 1             | 2      | 23.88                      | 23.83           | 23.84           | 17.33                  | 17.28           | 17.29           |
|                           |            | 1             | 5      | 23.74                      | 23.81           | 23.72           | 17.19                  | 17.26           | 17.17           |
|                           |            | 3             | 0      | 23.56                      | 23.54           | 23.60           | 17.01                  | 16.99           | 17.05           |
|                           |            | 3             | 2      | 23.60                      | 23.60           | 23.59           | 17.05                  | 17.05           | 17.04           |
|                           |            | 3             | 3      | 23.66                      | 23.61           | 23.55           | 17.11                  | 17.06           | 17.00           |
|                           |            | 6             | 0      | 22.69                      | 22.71           | 22.70           | 16.14                  | 16.16           | 16.15           |
| Bandwidth                 | Modulation | RB allocation | offset | Channel/Frequency(MHz)     |                 |                 | Channel/Frequency(MHz) |                 |                 |
|                           |            |               |        | 20415/825.<br>5            | 20525/836.<br>5 | 20635/847.<br>5 | 20415/825.<br>5        | 20525/836.<br>5 | 20635/847.<br>5 |
| 3MHz                      | QPSK       | 1             | 0      | 24.49                      | 24.55           | 24.52           | 17.94                  | 18.00           | 17.97           |
|                           |            | 1             | 7      | 24.65                      | 24.61           | 24.64           | 18.10                  | 18.06           | 18.09           |
|                           |            | 1             | 14     | 24.53                      | 24.62           | 24.54           | 17.98                  | 18.07           | 17.99           |
|                           |            | 8             | 0      | 23.69                      | 23.72           | 23.77           | 17.14                  | 17.17           | 17.22           |
|                           |            | 8             | 4      | 23.68                      | 23.75           | 23.73           | 17.13                  | 17.20           | 17.18           |
|                           |            | 8             | 7      | 23.73                      | 23.77           | 23.71           | 17.18                  | 17.22           | 17.16           |
|                           |            | 15            | 0      | 23.70                      | 23.75           | 23.76           | 17.15                  | 17.20           | 17.21           |
|                           | 16QAM      | 1             | 0      | 23.77                      | 23.75           | 23.81           | 17.22                  | 17.20           | 17.26           |
|                           |            | 1             | 7      | 23.92                      | 23.85           | 23.88           | 17.37                  | 17.30           | 17.33           |
|                           |            | 1             | 14     | 23.76                      | 23.85           | 23.74           | 17.21                  | 17.30           | 17.19           |
|                           |            | 8             | 0      | 22.68                      | 22.68           | 22.73           | 16.13                  | 16.13           | 16.18           |
|                           |            | 8             | 4      | 22.70                      | 22.72           | 22.70           | 16.15                  | 16.17           | 16.15           |
|                           |            | 8             | 7      | 22.76                      | 22.73           | 22.68           | 16.21                  | 16.18           | 16.13           |
|                           |            | 15            | 0      | 22.73                      | 22.76           | 22.72           | 16.18                  | 16.21           | 16.17           |
| Bandwidth                 | Modulation | RB allocation | offset | Channel/Frequency(MHz)     |                 |                 | Channel/Frequency(MHz) |                 |                 |
|                           |            |               |        | 20425/826.<br>5            | 20525/836.<br>5 | 20625/846.<br>5 | 20425/826.<br>5        | 20525/836.<br>5 | 20625/846.<br>5 |
| 5MHz                      | QPSK       | 1             | 0      | 24.48                      | 24.51           | 24.50           | 17.93                  | 17.96           | 17.95           |
|                           |            | 1             | 13     | 24.63                      | 24.60           | 24.61           | 18.08                  | 18.05           | 18.06           |
|                           |            | 1             | 24     | 24.50                      | 24.57           | 24.50           | 17.95                  | 18.02           | 17.95           |



| Bandwidth | Modulation | RB allocation | offset | Channel/Frequency(MHz) |             |           | Channel/Frequency(MHz) |             |           |
|-----------|------------|---------------|--------|------------------------|-------------|-----------|------------------------|-------------|-----------|
|           |            |               |        | 20450/829              | 20525/836.5 | 20600/844 | 20450/829              | 20525/836.5 | 20600/844 |
|           | 16QAM      | 12            | 0      | 23.67                  | 23.68       | 23.74     | 17.12                  | 17.13       | 17.19     |
|           |            | 12            | 6      | 23.65                  | 23.70       | 23.69     | 17.10                  | 17.15       | 17.14     |
|           |            | 12            | 13     | 23.70                  | 23.74       | 23.67     | 17.15                  | 17.19       | 17.12     |
|           |            | 25            | 0      | 23.68                  | 23.71       | 23.71     | 17.13                  | 17.16       | 17.16     |
|           |            | 1             | 0      | 23.75                  | 23.73       | 23.79     | 17.20                  | 17.18       | 17.24     |
|           |            | 1             | 13     | 23.90                  | 23.82       | 23.86     | 17.35                  | 17.27       | 17.31     |
|           |            | 1             | 24     | 23.74                  | 23.81       | 23.71     | 17.19                  | 17.26       | 17.16     |
|           |            | 12            | 0      | 22.65                  | 22.66       | 22.70     | 16.10                  | 16.11       | 16.15     |
|           |            | 12            | 6      | 22.67                  | 22.67       | 22.66     | 16.12                  | 16.12       | 16.11     |
|           |            | 12            | 13     | 22.74                  | 22.69       | 22.65     | 16.19                  | 16.14       | 16.10     |
|           |            | 25            | 0      | 22.70                  | 22.71       | 22.68     | 16.15                  | 16.16       | 16.13     |
| 10MHz     | QPSK       | 1             | 0      | 24.45                  | 24.47       | 24.47     | 17.90                  | 17.92       | 17.92     |
|           |            | 1             | 25     | 24.62                  | 24.56       | 24.59     | 18.07                  | 18.01       | 18.04     |
|           |            | 1             | 49     | 24.48                  | 24.56       | 24.47     | 17.93                  | 18.01       | 17.92     |
|           |            | 25            | 0      | 23.64                  | 23.63       | 23.70     | 17.09                  | 17.08       | 17.15     |
|           |            | 25            | 13     | 23.63                  | 23.66       | 23.66     | 17.08                  | 17.11       | 17.11     |
|           |            | 25            | 25     | 23.67                  | 23.69       | 23.63     | 17.12                  | 17.14       | 17.08     |
|           |            | 50            | 0      | 23.65                  | 23.66       | 23.67     | 17.10                  | 17.11       | 17.12     |
|           | 16QAM      | 1             | 0      | 23.72                  | 23.69       | 23.74     | 17.17                  | 17.14       | 17.19     |
|           |            | 1             | 25     | 23.87                  | 23.80       | 23.82     | 17.32                  | 17.25       | 17.27     |
|           |            | 1             | 49     | 23.71                  | 23.78       | 23.69     | 17.16                  | 17.23       | 17.14     |
|           |            | 25            | 0      | 22.62                  | 22.62       | 22.67     | 16.07                  | 16.07       | 16.12     |
|           |            | 25            | 13     | 22.64                  | 22.65       | 22.63     | 16.09                  | 16.10       | 16.08     |
|           |            | 25            | 25     | 22.71                  | 22.64       | 22.61     | 16.16                  | 16.09       | 16.06     |
|           |            | 50            | 0      | 22.68                  | 22.67       | 22.65     | 16.13                  | 16.12       | 16.10     |

| LTE Band 5 Upper Antenna |            |               |        | Maximum Output Power (dBm) |             |             | ERP (dBm)              |             |             |
|--------------------------|------------|---------------|--------|----------------------------|-------------|-------------|------------------------|-------------|-------------|
| Bandwidth                | Modulation | RB allocation | offset | Channel/Frequency(MHz)     |             |             | Channel/Frequency(MHz) |             |             |
|                          |            |               |        | 20407/824.7                | 20525/836.5 | 20643/848.3 | 20407/824.7            | 20525/836.5 | 20643/848.3 |
| 1.4MHz                   | QPSK       | 1             | 0      | 23.88                      | 23.89       | 23.96       | 18.53                  | 18.54       | 18.61       |
|                          |            | 1             | 2      | 24.05                      | 23.99       | 24.10       | 18.70                  | 18.64       | 18.75       |
|                          |            | 1             | 5      | 23.89                      | 24.00       | 24.00       | 18.54                  | 18.65       | 18.65       |
|                          |            | 3             | 0      | 23.94                      | 24.04       | 24.10       | 18.59                  | 18.69       | 18.75       |
|                          |            | 3             | 2      | 23.96                      | 24.09       | 24.07       | 18.61                  | 18.74       | 18.72       |
|                          |            | 3             | 3      | 24.06                      | 24.06       | 24.05       | 18.71                  | 18.71       | 18.70       |
|                          | 6          | 0             | 23.06  | 23.16                      | 23.16       | 17.71       | 17.81                  | 17.81       |             |
|                          | 16QAM      | 1             | 0      | 23.17                      | 23.22       | 23.29       | 17.82                  | 17.87       | 17.94       |
| 1                        |            | 2             | 23.30  | 23.32                      | 23.40       | 17.95       | 17.97                  | 18.05       |             |





|           |            | 1             | 5      | 23.18                  | 23.33       | 23.25       | 17.83                  | 17.98       | 17.90       |
|-----------|------------|---------------|--------|------------------------|-------------|-------------|------------------------|-------------|-------------|
|           |            | 3             | 0      | 22.96                  | 22.97       | 23.12       | 17.61                  | 17.62       | 17.77       |
|           |            | 3             | 2      | 23.00                  | 23.05       | 23.12       | 17.65                  | 17.70       | 17.77       |
|           |            | 3             | 3      | 23.06                  | 23.08       | 23.06       | 17.71                  | 17.73       | 17.71       |
|           |            | 6             | 0      | 22.04                  | 22.15       | 22.19       | 16.69                  | 16.80       | 16.84       |
| Bandwidth | Modulation | RB allocation | offset | Channel/Frequency(MHz) |             |             | Channel/Frequency(MHz) |             |             |
|           |            |               |        | 20415/825.5            | 20525/836.5 | 20635/847.5 | 20415/825.5            | 20525/836.5 | 20635/847.5 |
| 3MHz      | QPSK       | 1             | 0      | 23.89                  | 23.92       | 23.98       | 18.54                  | 18.57       | 18.63       |
|           |            | 1             | 7      | 24.04                  | 24.03       | 24.15       | 18.69                  | 18.68       | 18.80       |
|           |            | 1             | 14     | 23.91                  | 24.04       | 24.03       | 18.56                  | 18.69       | 18.68       |
|           |            | 8             | 0      | 23.04                  | 23.16       | 23.23       | 17.69                  | 17.81       | 17.88       |
|           |            | 8             | 4      | 23.09                  | 23.20       | 23.18       | 17.74                  | 17.85       | 17.83       |
|           |            | 8             | 7      | 23.16                  | 23.19       | 23.16       | 17.81                  | 17.84       | 17.81       |
|           |            | 15            | 0      | 23.10                  | 23.21       | 23.21       | 17.75                  | 17.86       | 17.86       |
|           | 16QAM      | 1             | 0      | 23.21                  | 23.23       | 23.31       | 17.86                  | 17.88       | 17.96       |
|           |            | 1             | 7      | 23.34                  | 23.34       | 23.44       | 17.99                  | 17.99       | 18.09       |
|           |            | 1             | 14     | 23.20                  | 23.37       | 23.27       | 17.85                  | 18.02       | 17.92       |
|           |            | 8             | 0      | 22.08                  | 22.11       | 22.25       | 16.73                  | 16.76       | 16.90       |
|           |            | 8             | 4      | 22.10                  | 22.17       | 22.23       | 16.75                  | 16.82       | 16.88       |
|           |            | 8             | 7      | 22.16                  | 22.20       | 22.19       | 16.81                  | 16.85       | 16.84       |
|           |            | 15            | 0      | 22.08                  | 22.20       | 22.21       | 16.73                  | 16.85       | 16.86       |
| Bandwidth | Modulation | RB allocation | offset | Channel/Frequency(MHz) |             |             | Channel/Frequency(MHz) |             |             |
|           |            |               |        | 20425/826.5            | 20525/836.5 | 20625/846.5 | 20425/826.5            | 20525/836.5 | 20625/846.5 |
| 5MHz      | QPSK       | 1             | 0      | 23.88                  | 23.88       | 23.96       | 18.53                  | 18.53       | 18.61       |
|           |            | 1             | 13     | 24.02                  | 24.02       | 24.12       | 18.67                  | 18.67       | 18.77       |
|           |            | 1             | 24     | 23.88                  | 23.99       | 23.99       | 18.53                  | 18.64       | 18.64       |
|           |            | 12            | 0      | 23.02                  | 23.12       | 23.20       | 17.67                  | 17.77       | 17.85       |
|           |            | 12            | 6      | 23.06                  | 23.15       | 23.14       | 17.71                  | 17.80       | 17.79       |
|           |            | 12            | 13     | 23.13                  | 23.16       | 23.12       | 17.78                  | 17.81       | 17.77       |
|           |            | 25            | 0      | 23.08                  | 23.17       | 23.16       | 17.73                  | 17.82       | 17.81       |
|           | 16QAM      | 1             | 0      | 23.19                  | 23.21       | 23.29       | 17.84                  | 17.86       | 17.94       |
|           |            | 1             | 13     | 23.32                  | 23.31       | 23.42       | 17.97                  | 17.96       | 18.07       |
|           |            | 1             | 24     | 23.18                  | 23.33       | 23.24       | 17.83                  | 17.98       | 17.89       |
|           |            | 12            | 0      | 22.05                  | 22.09       | 22.22       | 16.70                  | 16.74       | 16.87       |
|           |            | 12            | 6      | 22.07                  | 22.12       | 22.19       | 16.72                  | 16.77       | 16.84       |
|           |            | 12            | 13     | 22.14                  | 22.16       | 22.16       | 16.79                  | 16.81       | 16.81       |
|           |            | 25            | 0      | 22.05                  | 22.15       | 22.17       | 16.70                  | 16.80       | 16.82       |
| Bandwidth | Modulation | RB allocation | offset | Channel/Frequency(MHz) |             |             | Channel/Frequency(MHz) |             |             |
|           |            |               |        | 20450/829              | 20525/836.5 | 20600/844   | 20450/829              | 20525/836.5 | 20600/844   |
| 10MHz     | QPSK       | 1             | 0      | 23.85                  | 23.84       | 23.93       | 18.50                  | 18.49       | 18.58       |



|  |       |    |    |       |       |       |       |       |       |
|--|-------|----|----|-------|-------|-------|-------|-------|-------|
|  |       | 1  | 25 | 24.01 | 23.98 | 24.10 | 18.66 | 18.63 | 18.75 |
|  |       | 1  | 49 | 23.86 | 23.98 | 23.96 | 18.51 | 18.63 | 18.61 |
|  |       | 25 | 0  | 22.99 | 23.07 | 23.16 | 17.64 | 17.72 | 17.81 |
|  |       | 25 | 13 | 23.04 | 23.11 | 23.11 | 17.69 | 17.76 | 17.76 |
|  |       | 25 | 25 | 23.10 | 23.11 | 23.08 | 17.75 | 17.76 | 17.73 |
|  |       | 50 | 0  | 23.05 | 23.12 | 23.12 | 17.70 | 17.77 | 17.77 |
|  | 16QAM | 1  | 0  | 23.16 | 23.17 | 23.24 | 17.81 | 17.82 | 17.89 |
|  |       | 1  | 25 | 23.29 | 23.29 | 23.38 | 17.94 | 17.94 | 18.03 |
|  |       | 1  | 49 | 23.15 | 23.30 | 23.22 | 17.80 | 17.95 | 17.87 |
|  |       | 25 | 0  | 22.02 | 22.05 | 22.19 | 16.67 | 16.70 | 16.84 |
|  |       | 25 | 13 | 22.04 | 22.10 | 22.16 | 16.69 | 16.75 | 16.81 |
|  |       | 25 | 25 | 22.11 | 22.11 | 22.12 | 16.76 | 16.76 | 16.77 |
|  |       | 50 | 0  | 22.03 | 22.11 | 22.14 | 16.68 | 16.76 | 16.79 |

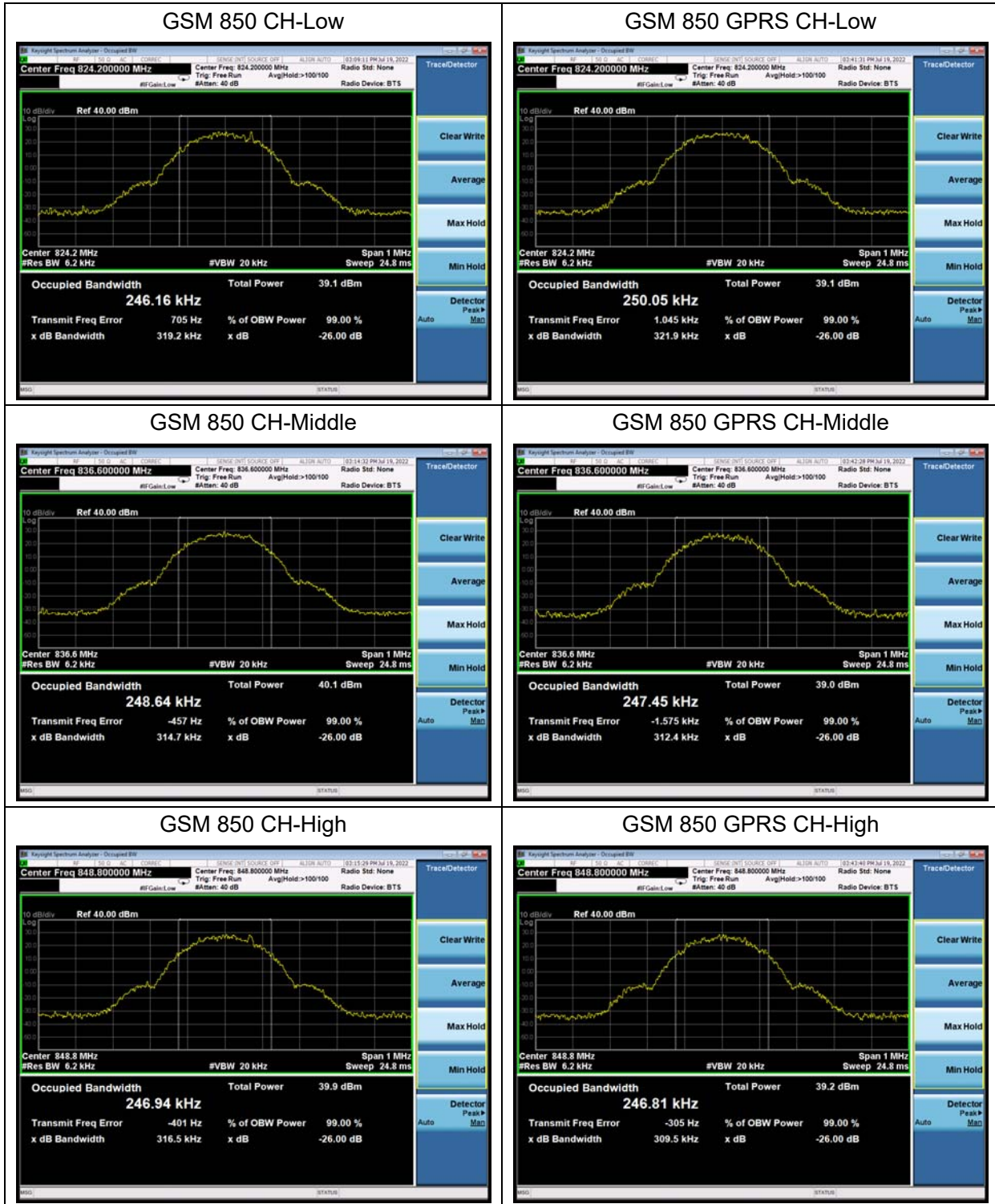
## 6.2. Occupied Bandwidth

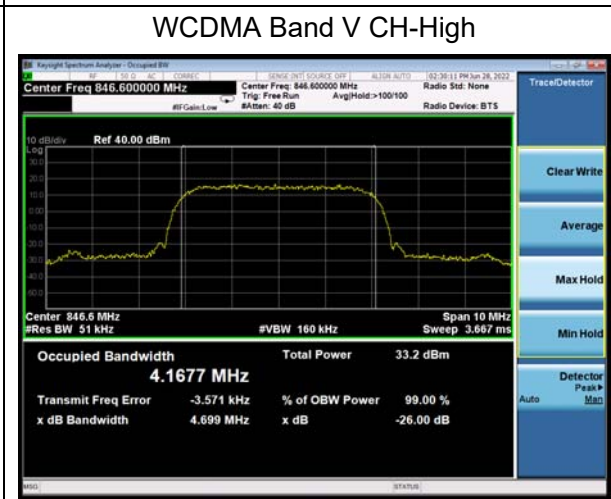
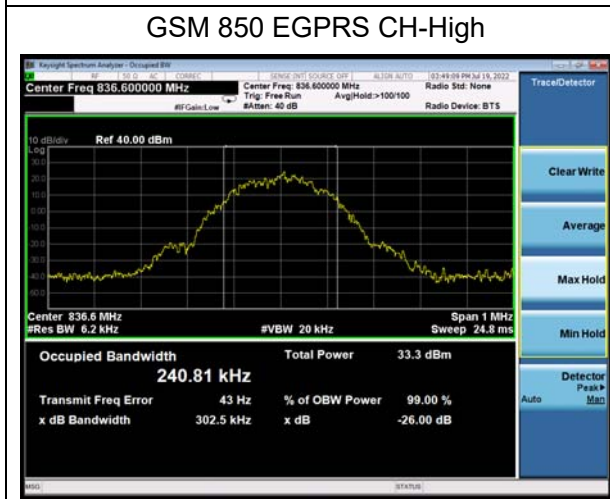
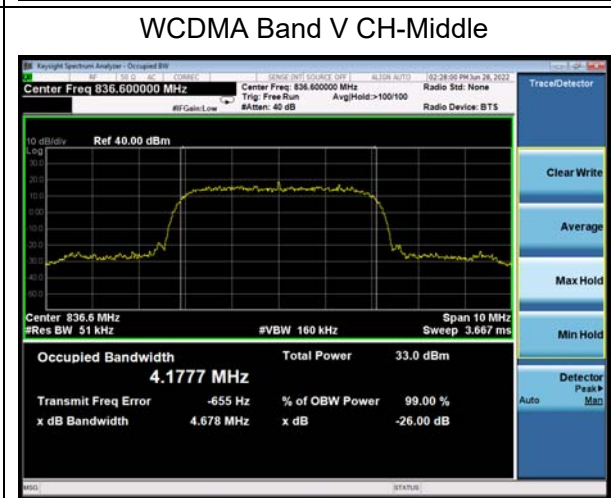
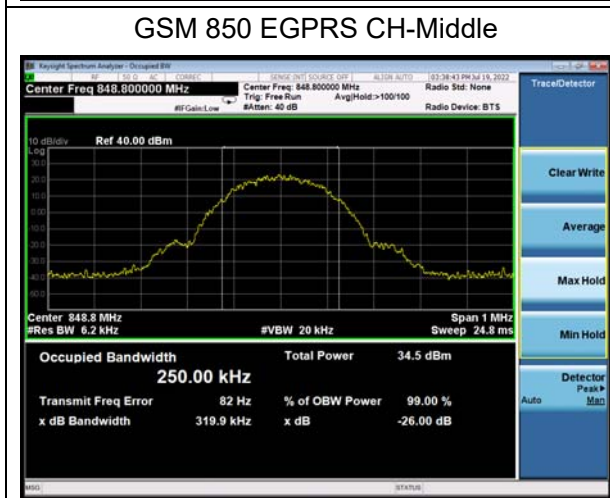
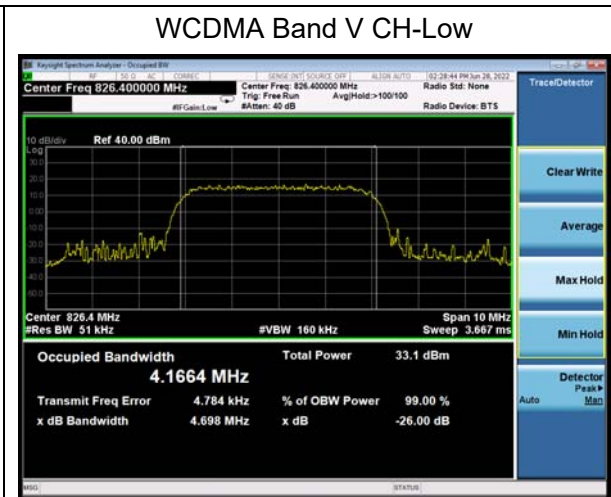
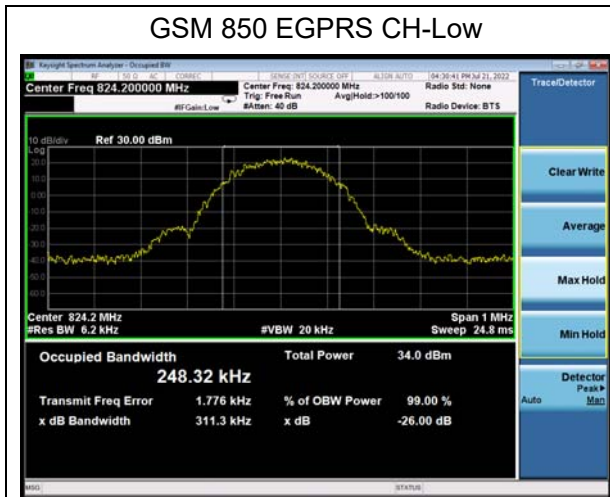
| Mode                      | Channel | Frequency (MHz) | 99% Power Bandwidth (MHz) | -26dBc Bandwidth(MHz) |
|---------------------------|---------|-----------------|---------------------------|-----------------------|
| <b>GSM 850 (GMSK)</b>     | 128     | 824.2           | 0.246                     | 0.319                 |
|                           | 190     | 836.6           | 0.249                     | 0.315                 |
|                           | 251     | 848.8           | 0.247                     | 0.317                 |
| <b>GPRS 850 (GMSK)</b>    | 128     | 824.2           | 0.250                     | 0.322                 |
|                           | 190     | 836.6           | 0.247                     | 0.312                 |
|                           | 251     | 848.8           | 0.247                     | 0.310                 |
| <b>EGPRS 850 (8PSK)</b>   | 128     | 824.2           | 0.248                     | 0.311                 |
|                           | 190     | 836.6           | 0.250                     | 0.320                 |
|                           | 251     | 848.8           | 0.241                     | 0.303                 |
| <b>WCDMA Band V (RMC)</b> | 4132    | 826.4           | 4.166                     | 4.698                 |
|                           | 4183    | 836.6           | 4.178                     | 4.678                 |
|                           | 4233    | 846.6           | 4.168                     | 4.699                 |

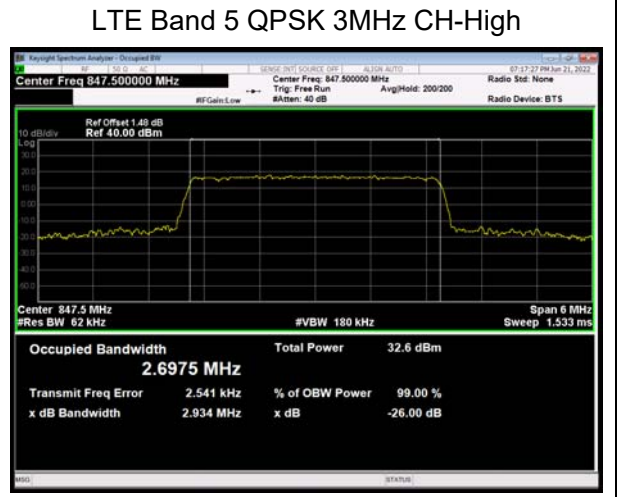
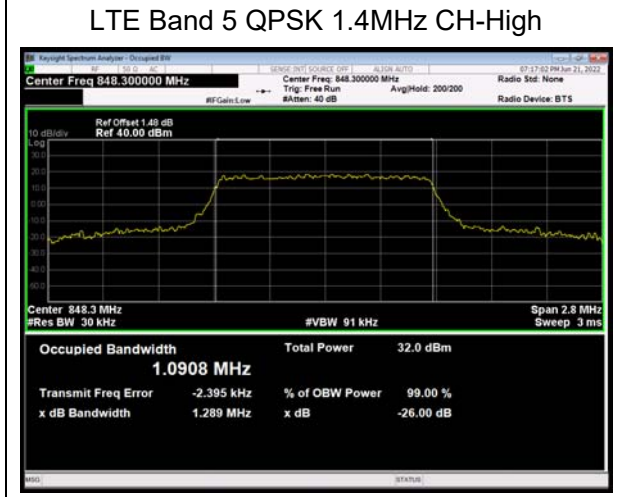
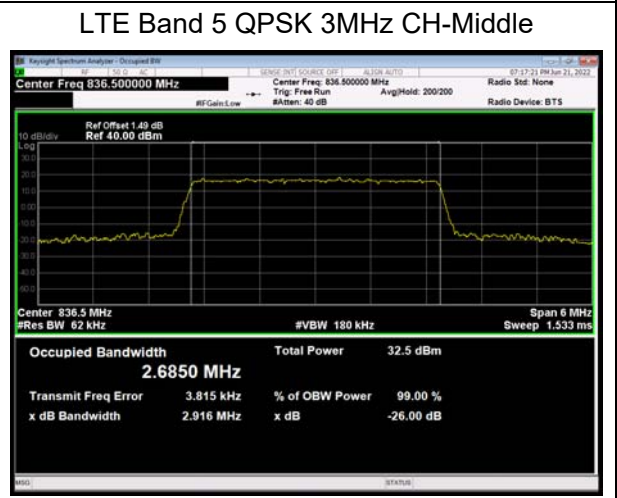
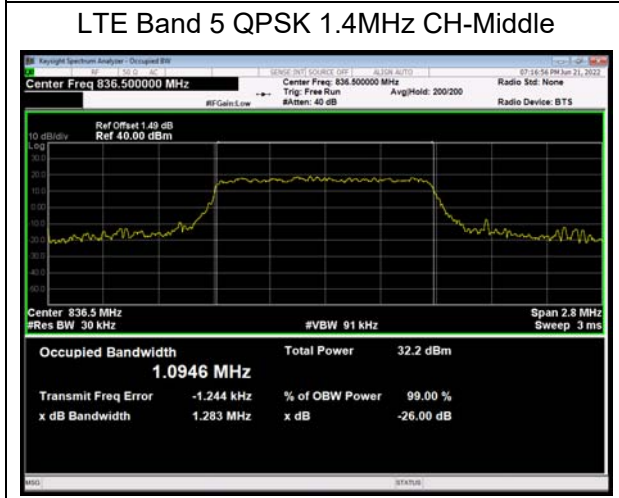
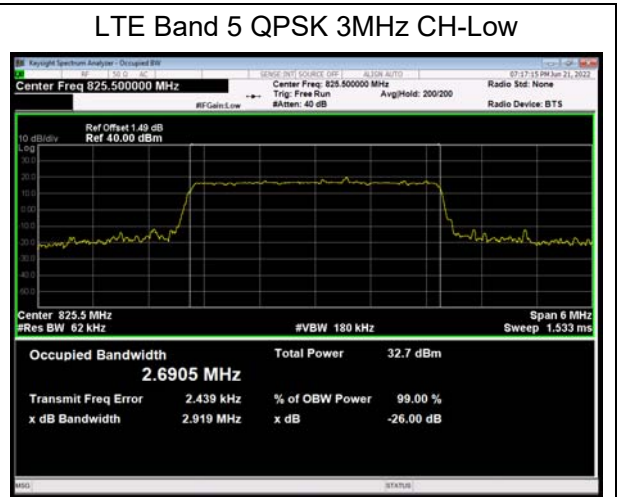
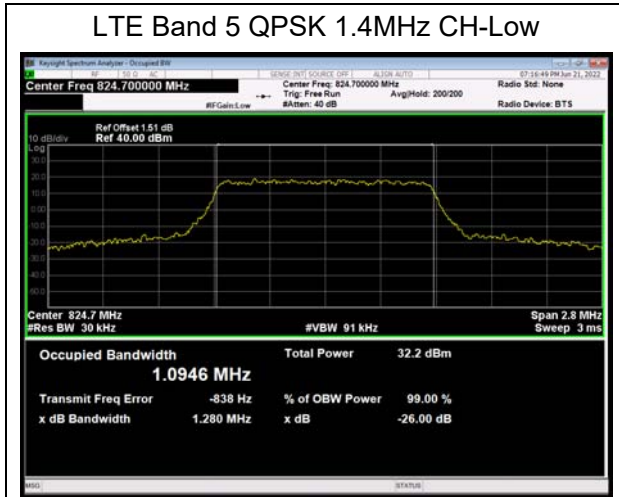
| LTE Band 5 |            |                 |         |                 |                          |                       |
|------------|------------|-----------------|---------|-----------------|--------------------------|-----------------------|
| RB         | Modulation | Bandwidth (MHz) | Channel | Frequency (MHz) | 99% Power Bandwidth(MHz) | -26dBc Bandwidth(MHz) |
| 100%       | QPSK       | 1.4             | 20407   | 824.7           | 1.095                    | 1.280                 |
|            |            |                 | 20525   | 836.5           | 1.095                    | 1.283                 |
|            |            |                 | 20643   | 848.3           | 1.091                    | 1.289                 |
|            |            | 3               | 20415   | 825.5           | 2.690                    | 2.919                 |
|            |            |                 | 20525   | 836.5           | 2.685                    | 2.916                 |
|            |            |                 | 20635   | 847.5           | 2.697                    | 2.934                 |
|            |            | 5               | 20425   | 826.5           | 4.502                    | 4.892                 |
|            |            |                 | 20525   | 836.5           | 4.513                    | 5.820                 |
|            |            |                 | 20625   | 846.5           | 4.499                    | 4.866                 |
|            |            | 10              | 20450   | 829             | 8.997                    | 11.014                |
|            |            |                 | 20525   | 836.5           | 8.983                    | 9.707                 |
|            |            |                 | 20600   | 844             | 8.974                    | 9.727                 |
|            | 16QAM      | 1.4             | 20407   | 824.7           | 1.092                    | 1.279                 |
|            |            |                 | 20525   | 836.5           | 1.101                    | 1.308                 |
|            |            |                 | 20643   | 848.3           | 1.094                    | 1.263                 |

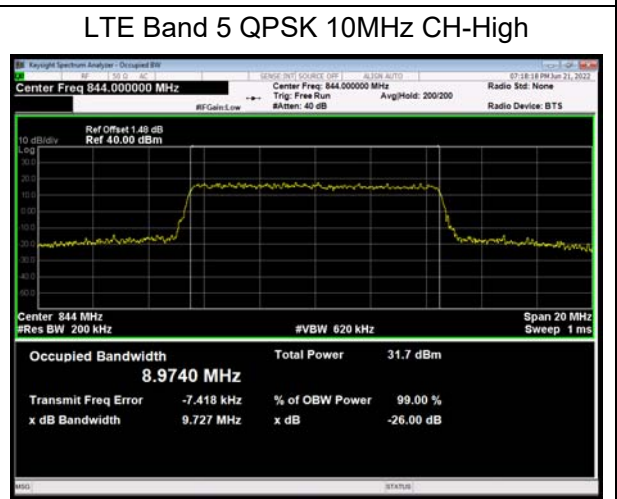
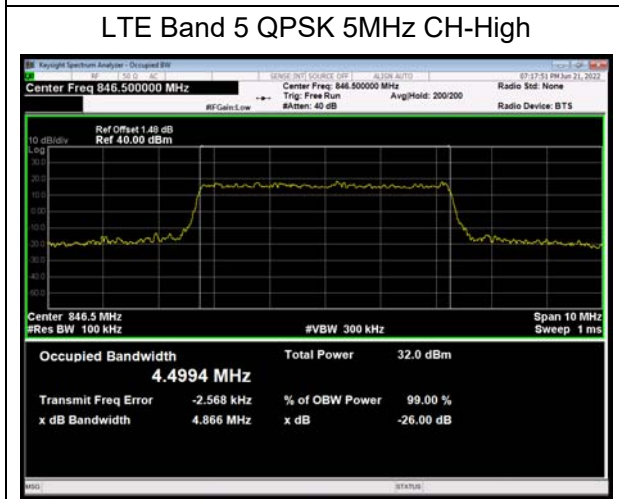
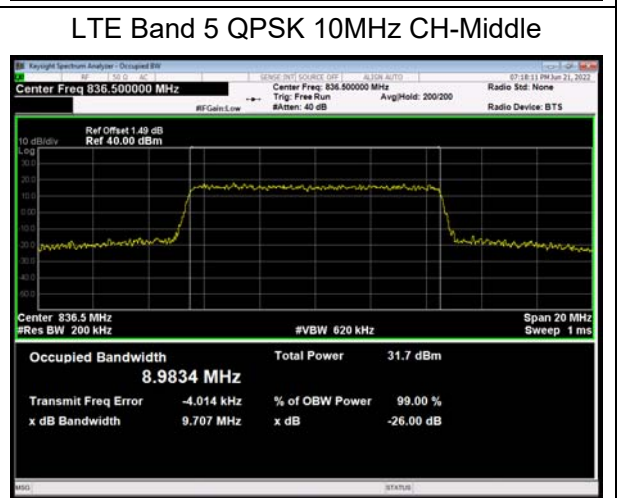
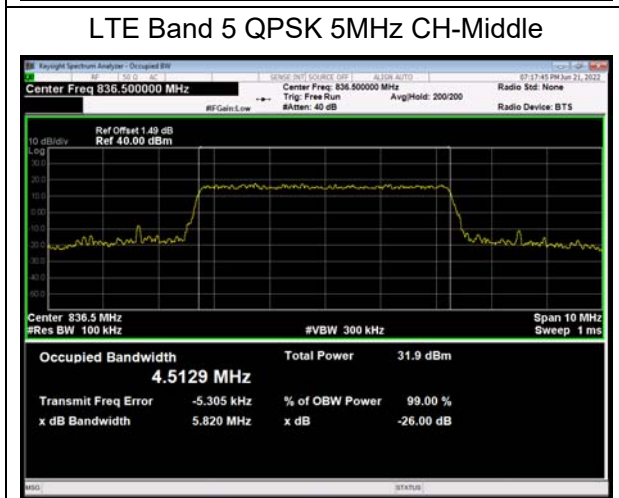
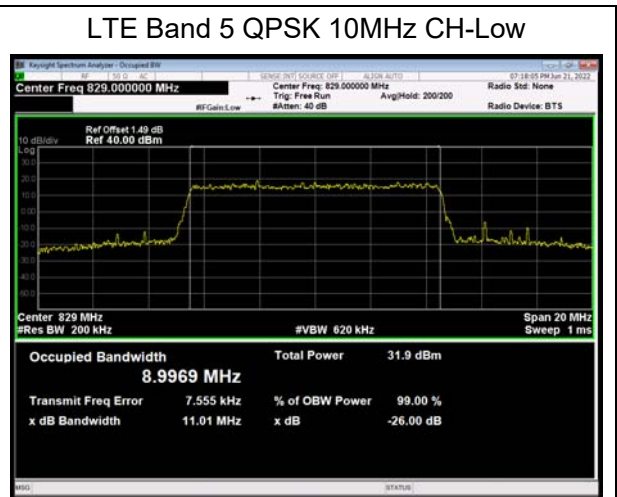
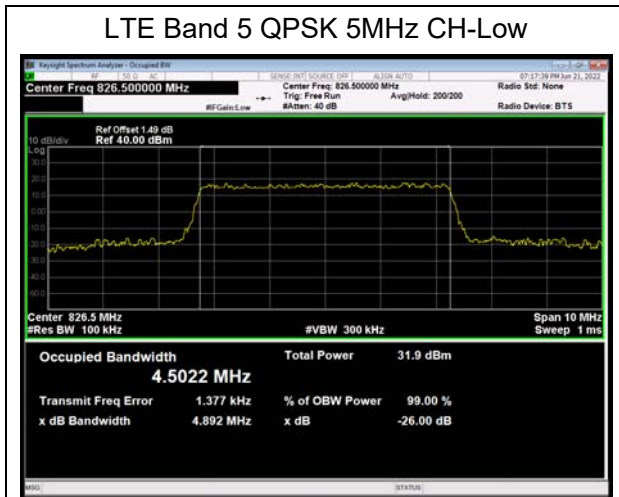


|  |  |    |       |       |       |       |
|--|--|----|-------|-------|-------|-------|
|  |  | 3  | 20415 | 825.5 | 2.686 | 2.943 |
|  |  |    | 20525 | 836.5 | 2.692 | 2.929 |
|  |  |    | 20635 | 847.5 | 2.684 | 2.922 |
|  |  | 5  | 20425 | 826.5 | 4.503 | 4.932 |
|  |  |    | 20525 | 836.5 | 4.518 | 5.510 |
|  |  |    | 20625 | 846.5 | 4.518 | 4.917 |
|  |  | 10 | 20450 | 829   | 8.984 | 9.698 |
|  |  |    | 20525 | 836.5 | 8.973 | 9.757 |
|  |  |    | 20600 | 844   | 8.965 | 9.680 |

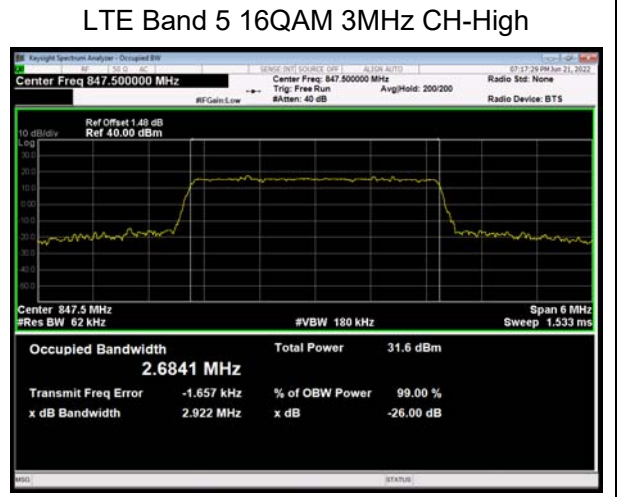
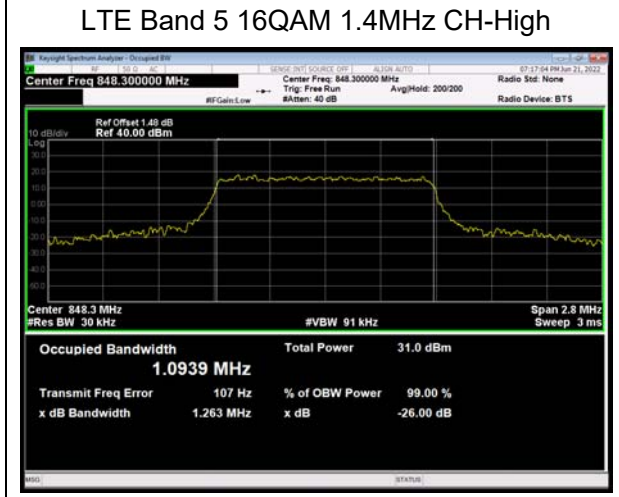
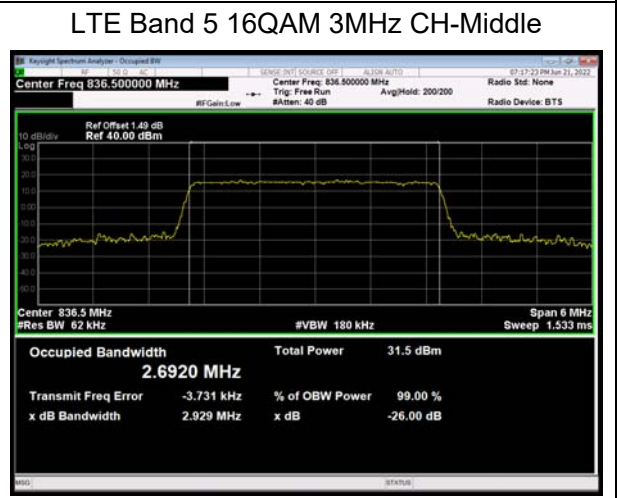
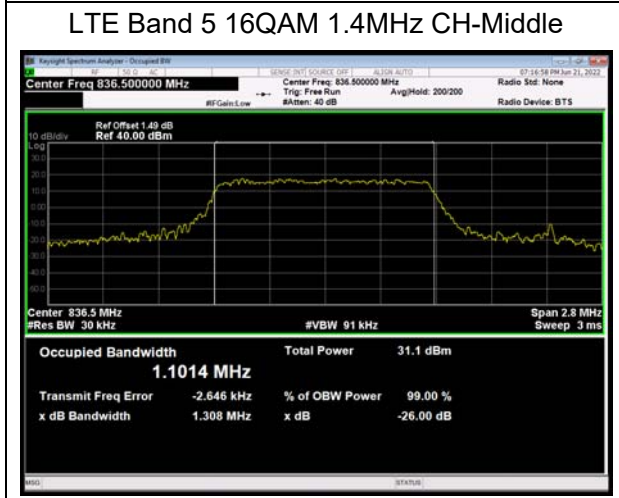
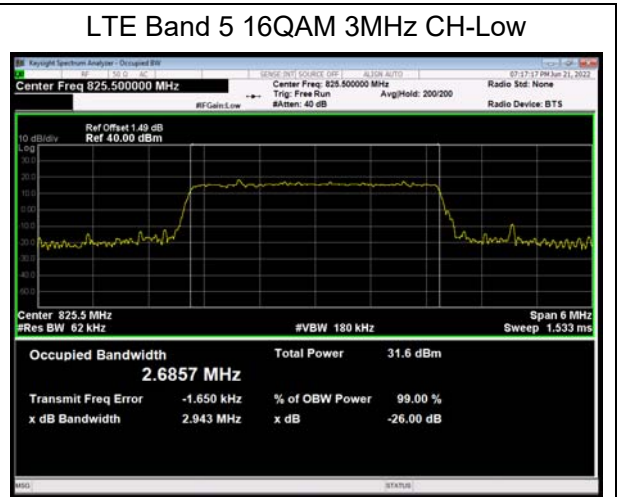
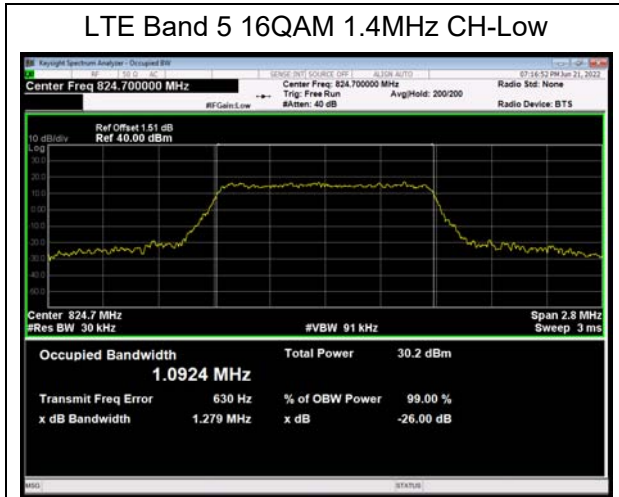


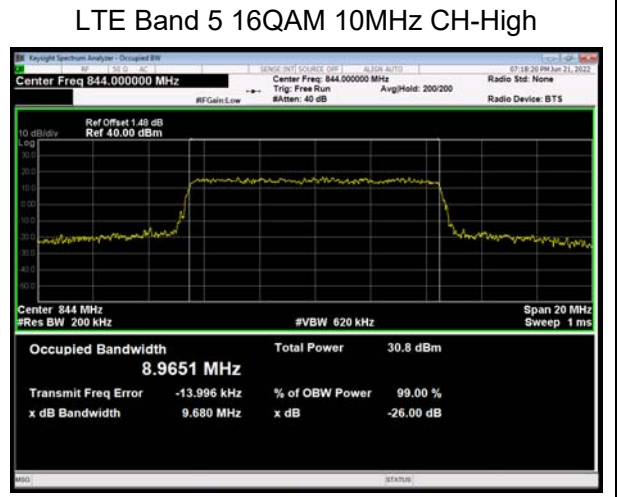
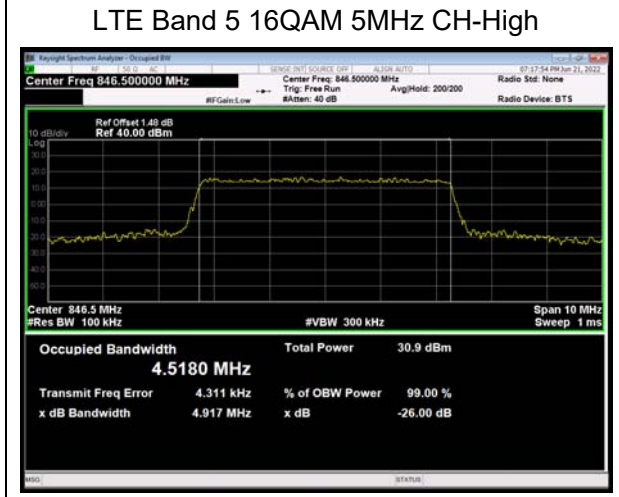
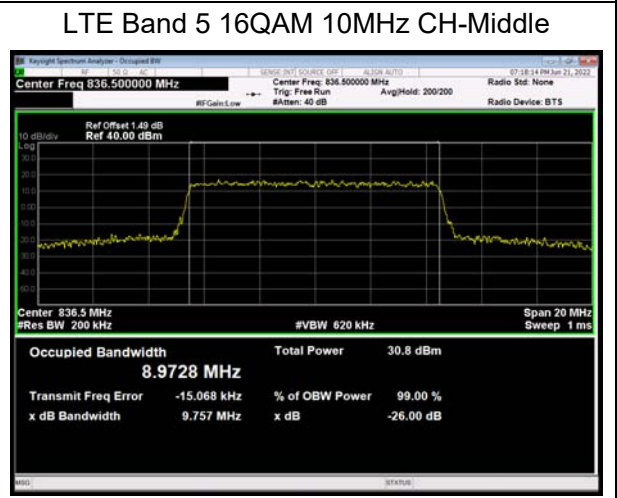
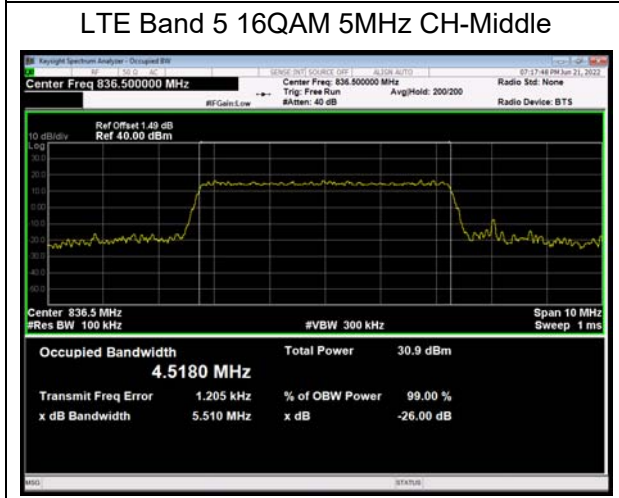
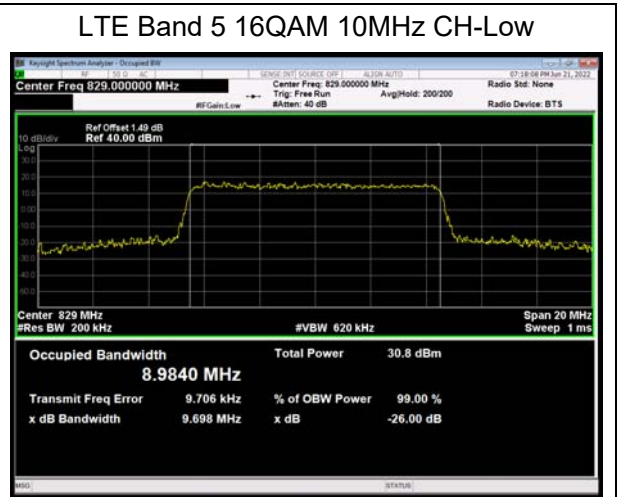
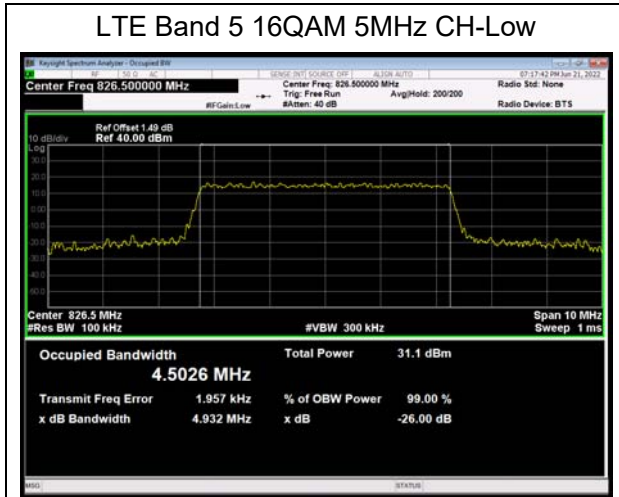






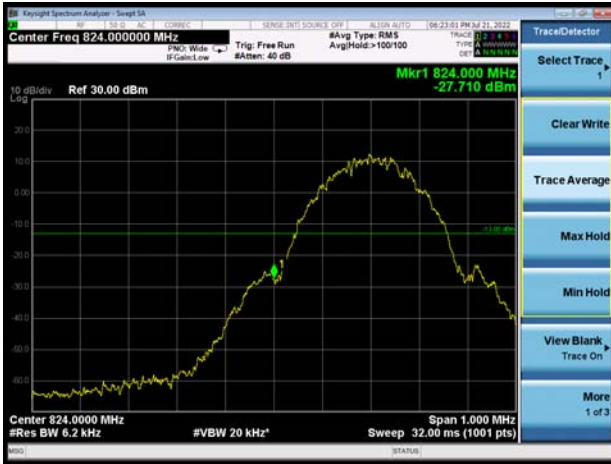




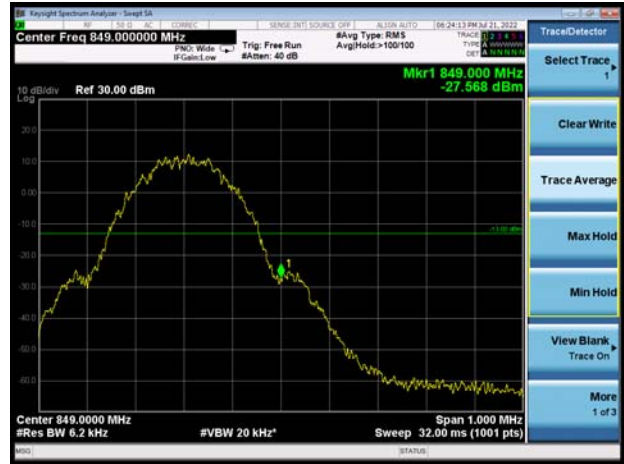


### 6.3. Band Edge Compliance

GSM 850 CH-Low



GSM 850 CH-High



GSM 850 GPRS CH-Low



GSM 850 GPRS CH-High



GSM 850 EGPRS CH-Low

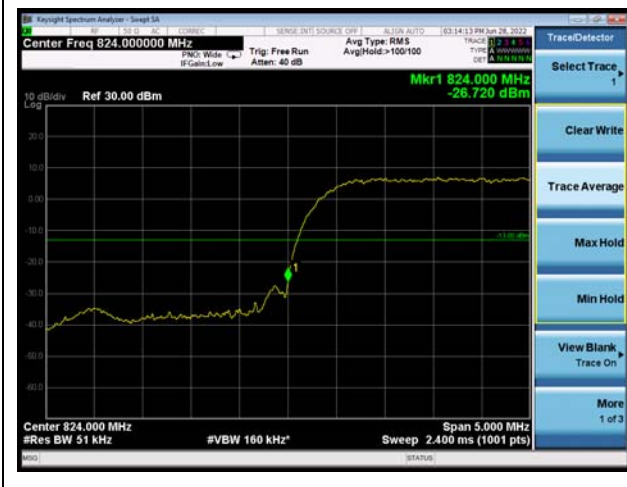


GSM 850 EGPRS CH-High





### WCDMA Band V CH-Low

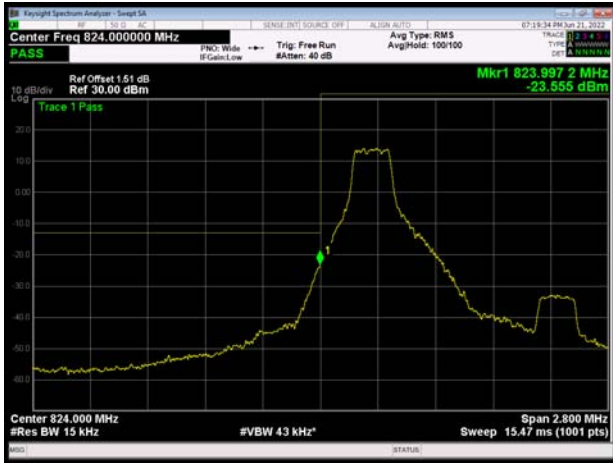


### WCDMA Band V CH-High

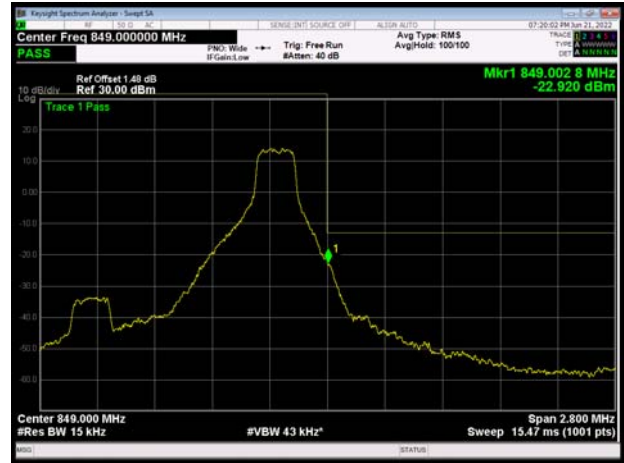




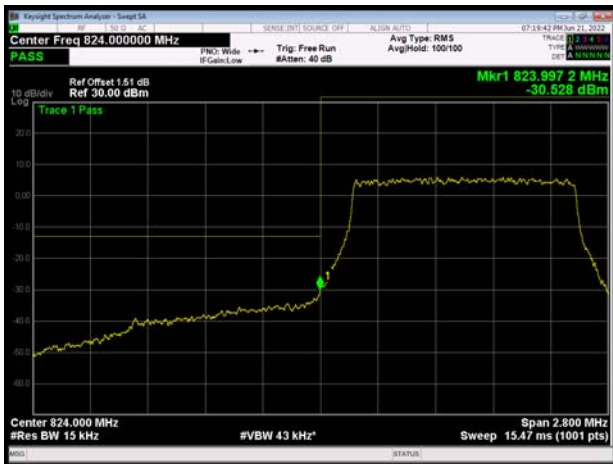
### LTE Band 5 QPSK 1.4MHz CH-Low 1RB



### LTE Band 5 QPSK 1.4MHz CH-High 1RB



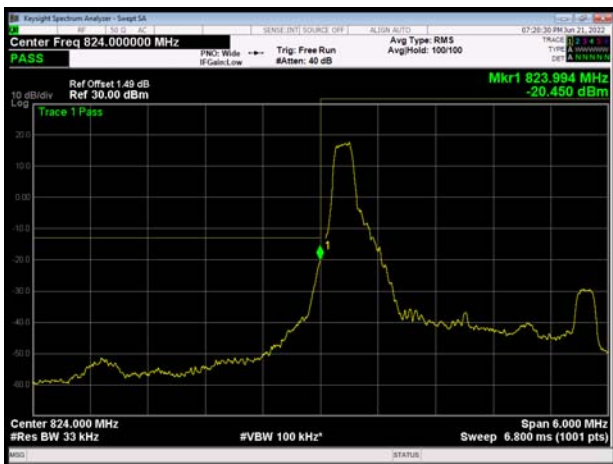
### LTE Band 5 QPSK 1.4MHz CH-Low 100%RB



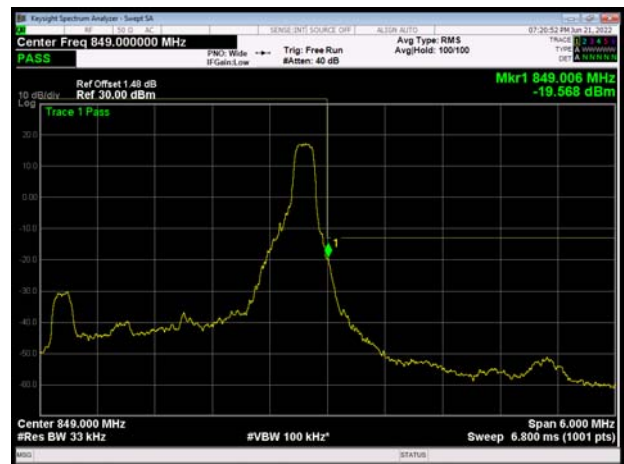
### LTE Band 5 QPSK 1.4MHz CH-High 100%RB



### LTE Band 5 QPSK 3MHz CH-Low 1RB

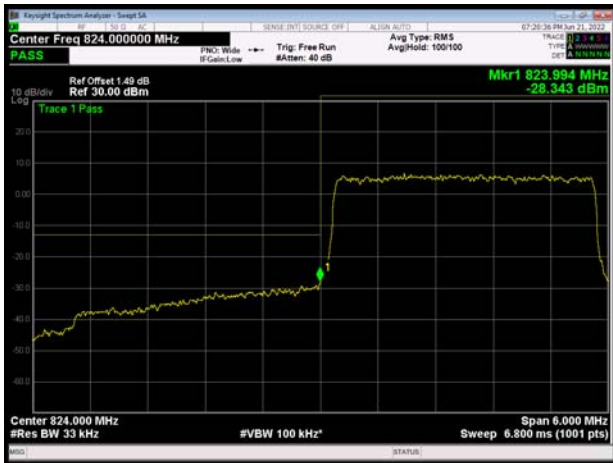


### LTE Band 5 QPSK 3MHz CH-High 1RB

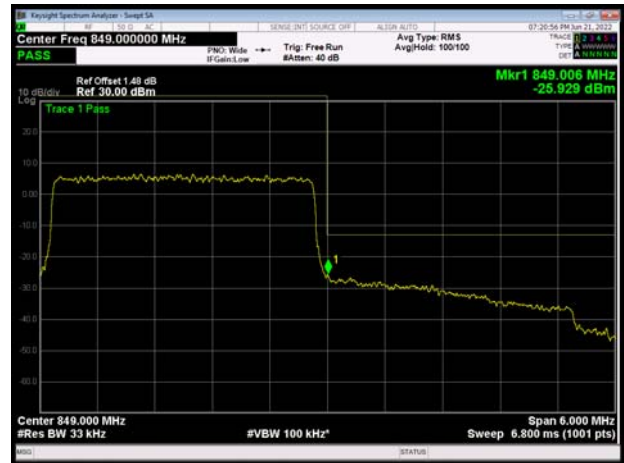




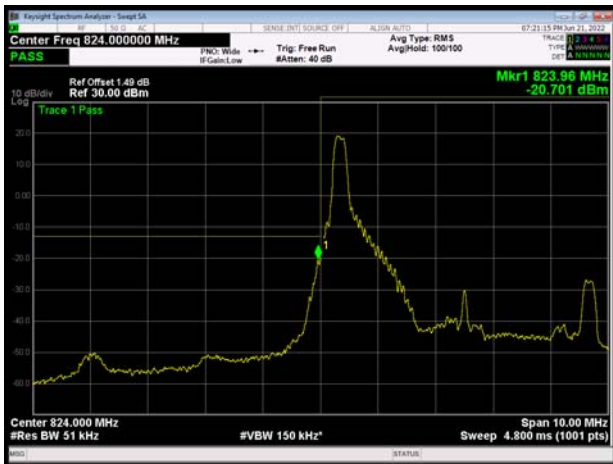
LTE Band 5 QPSK 3MHz CH-Low 100%RB



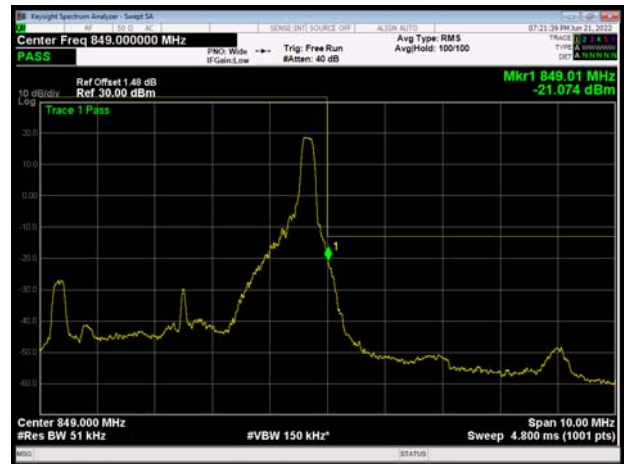
LTE Band 5 QPSK 3MHz CH-High 100%RB



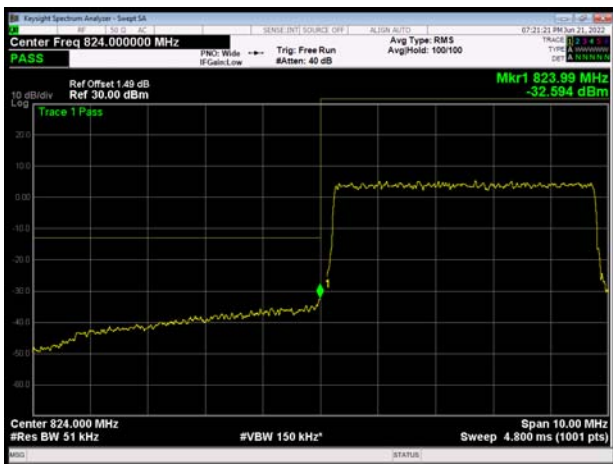
LTE Band 5 QPSK 5MHz CH-Low 1RB



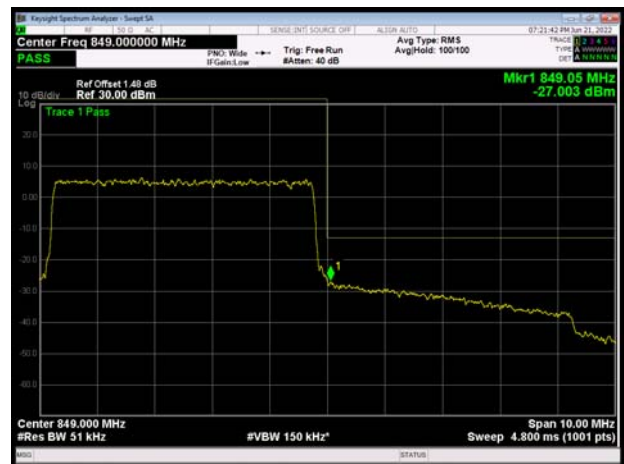
LTE Band 5 QPSK 5MHz CH-High 1RB



LTE Band 5 QPSK 5MHz CH-Low 100%RB



LTE Band 5 QPSK 5MHz CH-High 100%RB

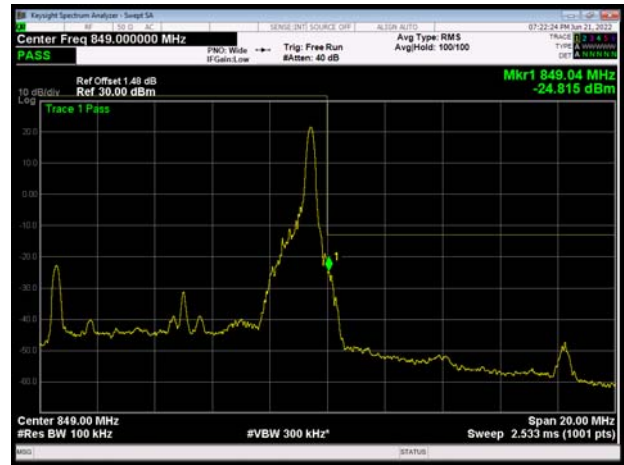




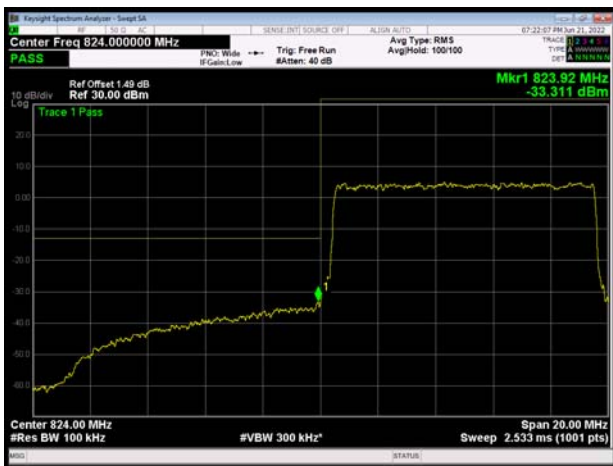
LTE Band 5 QPSK 10MHz CH-Low 1RB



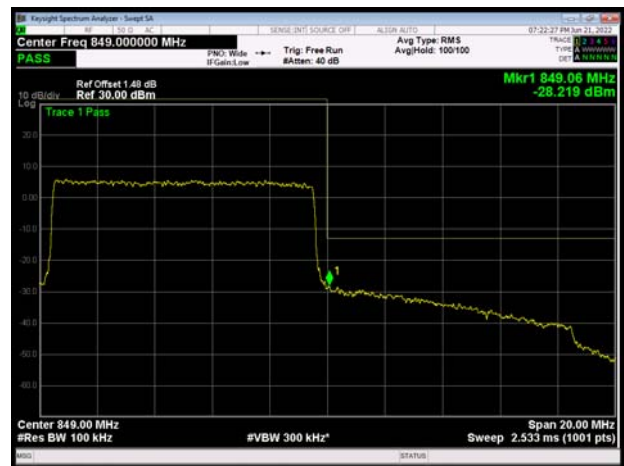
LTE Band 5 QPSK 10MHz CH-High 1RB



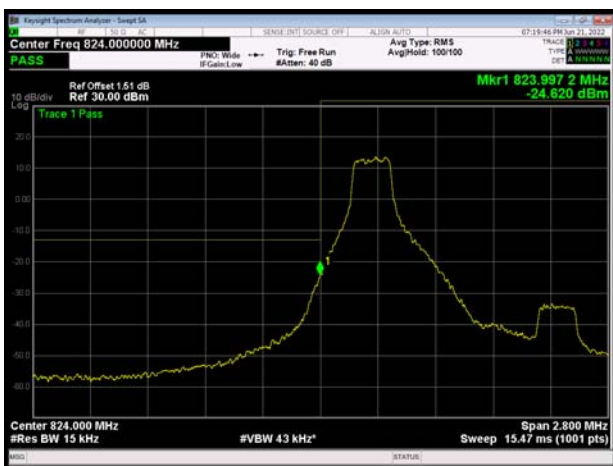
LTE Band 5 QPSK 10MHz CH-Low 100%RB



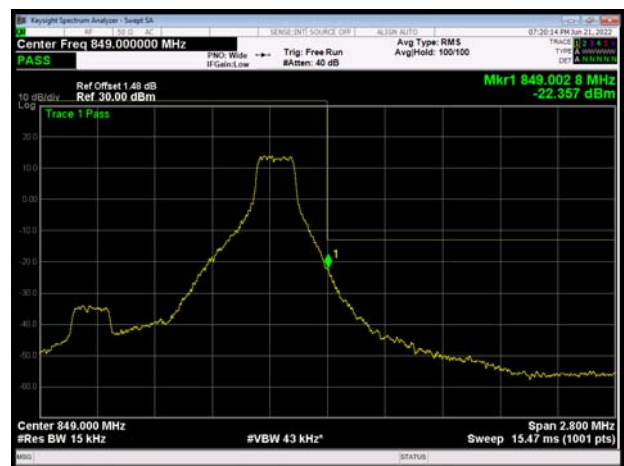
LTE Band 5 QPSK 10MHz CH-High 100%RB



LTE Band 5 16QAM 1.4MHz CH-Low 1RB

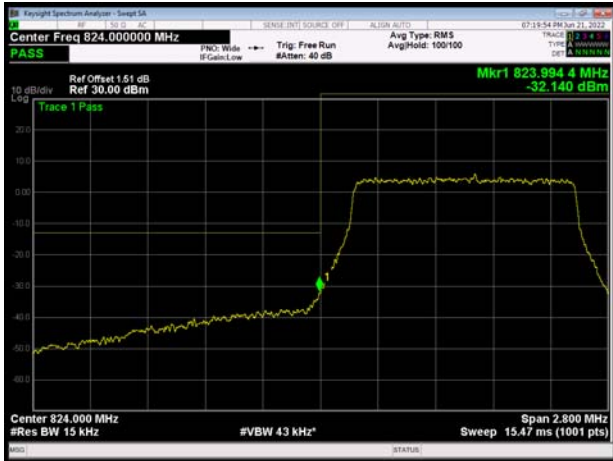


LTE Band 5 16QAM 1.4MHz CH-High 1RB





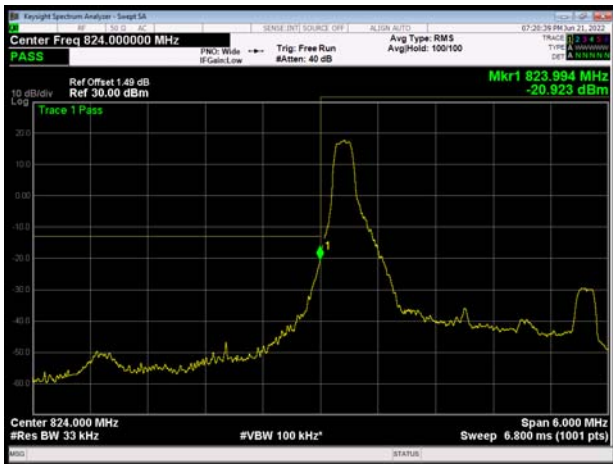
LTE Band 5 16QAM 1.4MHz CH-Low 100%RB



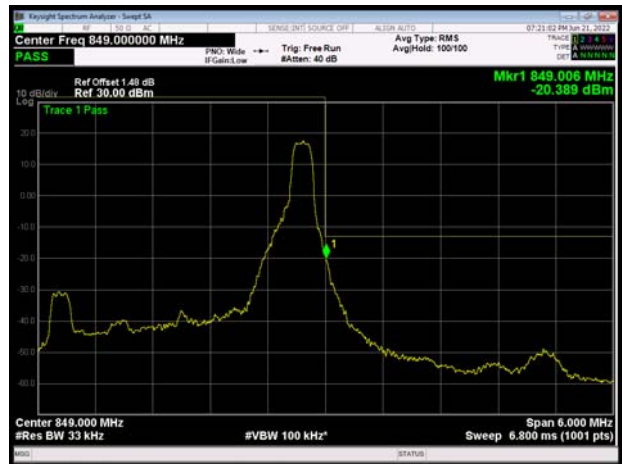
LTE Band 5 16QAM 1.4MHz CH-High 100%RB



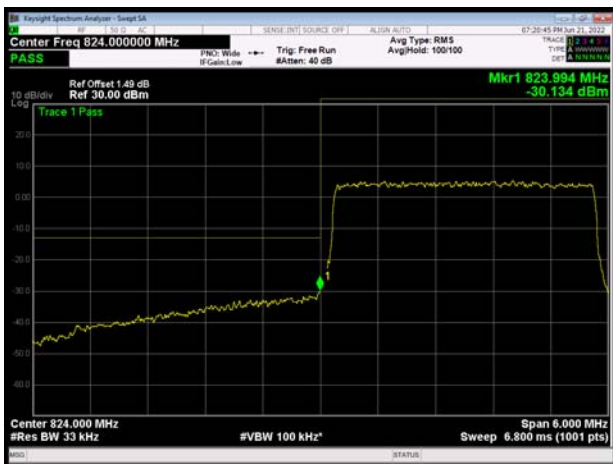
LTE Band 5 16QAM 3MHz CH-Low 1RB



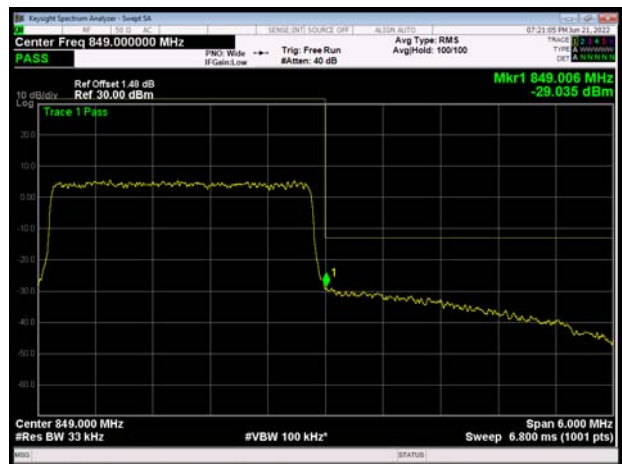
LTE Band 5 16QAM 3MHz CH-High 1RB



LTE Band 5 16QAM 3MHz CH-Low 100%RB



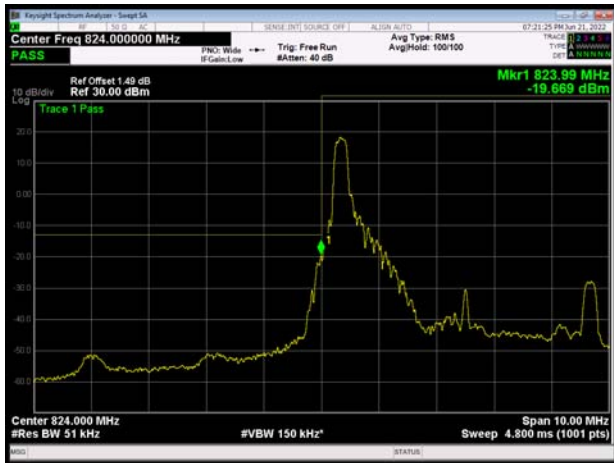
LTE Band 5 16QAM 3MHz CH-High 100%RB



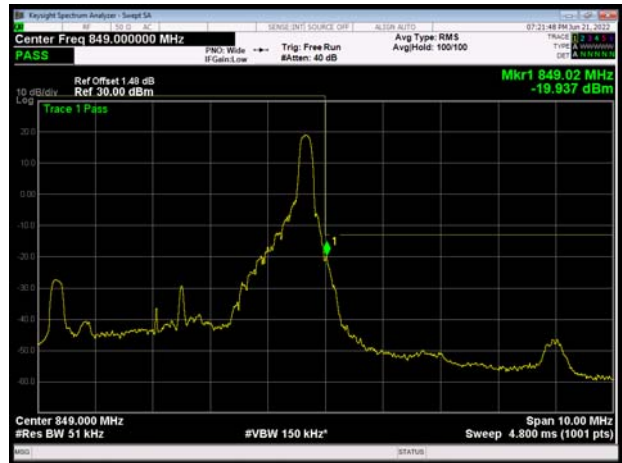




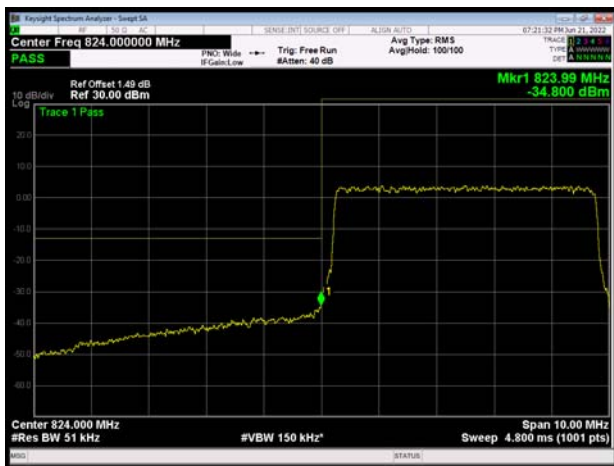
LTE Band 5 16QAM 5MHz CH-Low 1RB



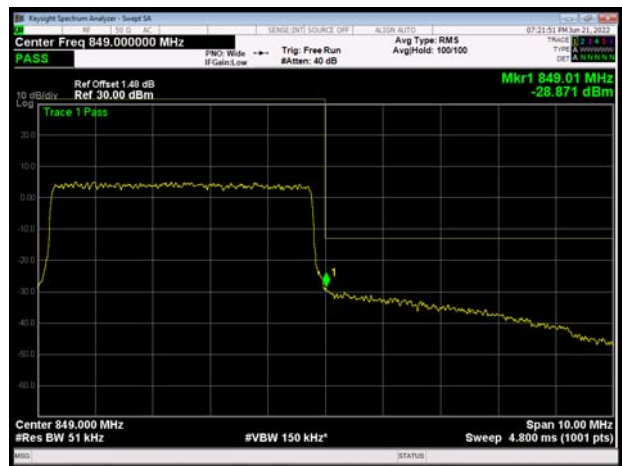
LTE Band 5 16QAM 5MHz CH-High 1RB



LTE Band 5 16QAM 5MHz CH-Low 100%RB



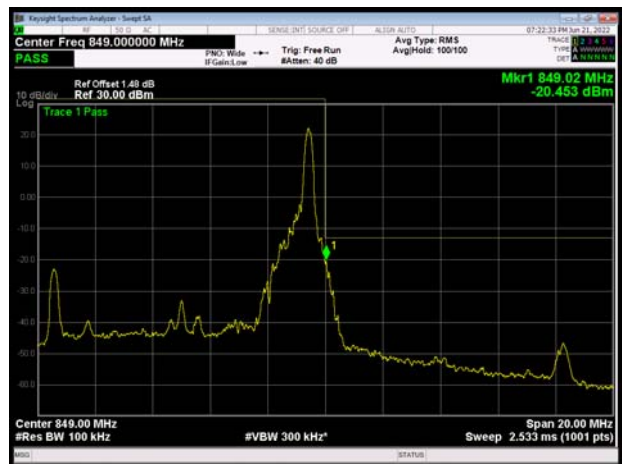
LTE Band 5 16QAM 5MHz CH-High 100%RB



LTE Band 5 16QAM 10MHz CH-Low 1RB

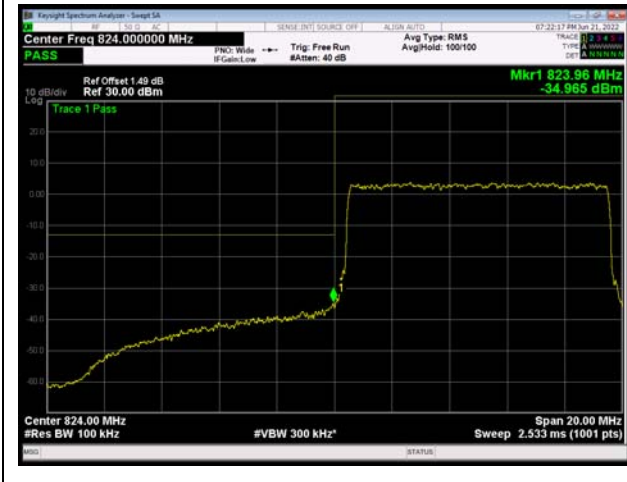


LTE Band 5 16QAM 10MHz CH-High 1RB





LTE Band 5 16QAM 10MHz CH-Low 100%RB



LTE Band 5 16QAM 10MHz CH-High 100%RB



#### 6.4. Peak-to-Average Power Ratio (PAPR)

| Mode               | Channel | Frequency (MHz) | Peak (dBm) | Avg (dBm) | PAPR (dB) | Limit (dB) | Conclusion |
|--------------------|---------|-----------------|------------|-----------|-----------|------------|------------|
| GSM 850 (GMSK)     | 128     | 824.2           | 32.59      | 29.96     | 2.63      | ≤13        | PASS       |
|                    | 190     | 836.6           | 32.52      | 29.90     | 2.62      | ≤13        | PASS       |
|                    | 251     | 848.8           | 32.57      | 29.95     | 2.62      | ≤13        | PASS       |
| GPRS 850 (GMSK)    | 128     | 824.2           | 32.86      | 30.24     | 2.62      | ≤13        | PASS       |
|                    | 190     | 836.6           | 32.76      | 30.01     | 2.75      | ≤13        | PASS       |
|                    | 251     | 848.8           | 32.78      | 30.15     | 2.63      | ≤13        | PASS       |
| EGPRS 850 (8PSK)   | 128     | 824.2           | 30.45      | 24.88     | 5.57      | ≤13        | PASS       |
|                    | 190     | 836.6           | 30.39      | 24.75     | 5.64      | ≤13        | PASS       |
|                    | 251     | 848.8           | 30.47      | 24.84     | 5.63      | ≤13        | PASS       |
| WCDMA Band V (RMC) | 4132    | 826.4           | 27.39      | 24.53     | 2.86      | ≤13        | PASS       |
|                    | 4183    | 836.6           | 27.17      | 24.51     | 2.66      | ≤13        | PASS       |
|                    | 4233    | 846.6           | 27.27      | 24.55     | 2.72      | ≤13        | PASS       |

| LTE Band 5 |                 |         |                 |            |           |           |            |            |
|------------|-----------------|---------|-----------------|------------|-----------|-----------|------------|------------|
| Modulation | Bandwidth (MHz) | Channel | Frequency (MHz) | Peak (dBm) | Avg (dBm) | PAPR (dB) | Limit (dB) | Conclusion |
| QPSK       | 1.4             | 20407   | 824.7           | 28.43      | 24.05     | 4.38      | ≤13        | PASS       |
|            |                 | 20525   | 836.5           | 28.27      | 24.04     | 4.23      | ≤13        | PASS       |
|            |                 | 20643   | 848.3           | 28.14      | 24.03     | 4.11      | ≤13        | PASS       |
|            | 3               | 20415   | 825.5           | 28.43      | 23.95     | 4.48      | ≤13        | PASS       |
|            |                 | 20525   | 836.5           | 28.25      | 23.94     | 4.31      | ≤13        | PASS       |
|            |                 | 20635   | 847.5           | 28.21      | 23.95     | 4.26      | ≤13        | PASS       |
|            | 5               | 20425   | 826.5           | 28.49      | 23.99     | 4.50      | ≤13        | PASS       |
|            |                 | 20525   | 836.5           | 28.35      | 23.92     | 4.43      | ≤13        | PASS       |
|            |                 | 20625   | 846.5           | 28.30      | 23.94     | 4.36      | ≤13        | PASS       |
|            | 10              | 20450   | 829             | 28.57      | 23.98     | 4.59      | ≤13        | PASS       |
|            |                 | 20525   | 836.5           | 28.47      | 23.96     | 4.51      | ≤13        | PASS       |
|            |                 | 20600   | 844             | 28.45      | 23.98     | 4.47      | ≤13        | PASS       |
| 16QAM      | 1.4             | 20407   | 824.7           | 28.22      | 22.87     | 5.35      | ≤13        | PASS       |
|            |                 | 20525   | 836.5           | 28.06      | 23.02     | 5.04      | ≤13        | PASS       |
|            |                 | 20643   | 848.3           | 28.04      | 23.03     | 5.01      | ≤13        | PASS       |
|            | 3               | 20415   | 825.5           | 28.34      | 22.98     | 5.36      | ≤13        | PASS       |



|  |    |       |       |       |       |      |     |      |
|--|----|-------|-------|-------|-------|------|-----|------|
|  |    | 20525 | 836.5 | 28.13 | 22.93 | 5.20 | ≤13 | PASS |
|  |    | 20635 | 847.5 | 28.08 | 22.96 | 5.12 | ≤13 | PASS |
|  | 5  | 20425 | 826.5 | 28.34 | 23.02 | 5.32 | ≤13 | PASS |
|  |    | 20525 | 836.5 | 28.16 | 22.95 | 5.21 | ≤13 | PASS |
|  |    | 20625 | 846.5 | 28.15 | 22.97 | 5.18 | ≤13 | PASS |
|  | 10 | 20450 | 829   | 28.37 | 23.01 | 5.36 | ≤13 | PASS |
|  |    | 20525 | 836.5 | 28.31 | 22.98 | 5.33 | ≤13 | PASS |
|  |    | 20600 | 844   | 28.31 | 22.99 | 5.32 | ≤13 | PASS |

## 6.5. Frequency Stability

| GSM 850         |         |                 |                 |                           |                           |         |
|-----------------|---------|-----------------|-----------------|---------------------------|---------------------------|---------|
| Condition       |         | Freq.Error (Hz) | Freq.Error (Hz) | Frequency Stability (ppm) | Frequency Stability (ppm) | Verdict |
| Temperature     | Voltage | GMSK            | 8PSK            | GMSK                      | 8PSK                      |         |
| Normal (25°C)   | Normal  | 1.91            | 7.41            | 0.00228                   | 0.00886                   | PASS    |
| Extreme (50°C)  |         | 14.08           | 4.72            | 0.01683                   | 0.00564                   | PASS    |
| Extreme (40°C)  |         | 11.60           | 15.87           | 0.01387                   | 0.01897                   | PASS    |
| Extreme (30°C)  |         | 10.71           | 14.30           | 0.01281                   | 0.01709                   | PASS    |
| Extreme (20°C)  |         | 13.68           | 11.48           | 0.01635                   | 0.01372                   | PASS    |
| Extreme (10°C)  |         | 4.41            | 10.08           | 0.00527                   | 0.01205                   | PASS    |
| Extreme (0°C)   |         | 3.50            | 7.29            | 0.00418                   | 0.00871                   | PASS    |
| Extreme (-10°C) |         | 12.25           | 1.28            | 0.01464                   | 0.00153                   | PASS    |
| Extreme (-20°C) |         | 9.96            | 16.76           | 0.01191                   | 0.02003                   | PASS    |
| Extreme (-30°C) |         | 2.97            | 5.89            | 0.00355                   | 0.00704                   | PASS    |
| 25°C            | LV      | 10.28           | 7.72            | 0.01229                   | 0.00923                   | PASS    |
|                 | HV      | 6.81            | 13.21           | 0.00814                   | 0.01579                   | PASS    |

| WCDMA Band 5    |         |                 |                 |                           |                           |         |
|-----------------|---------|-----------------|-----------------|---------------------------|---------------------------|---------|
| Condition       |         | Freq.Error (Hz) | Freq.Error (Hz) | Frequency Stability (ppm) | Frequency Stability (ppm) | Verdict |
| Temperature     | Voltage | BPSK            | QPSK            | BPSK                      | QPSK                      |         |
| Normal (25°C)   | Normal  | 7.97            | 13.81           | 0.00953                   | 0.01651                   | PASS    |
| Extreme (50°C)  |         | 8.75            | 17.76           | 0.01046                   | 0.02122                   | PASS    |
| Extreme (40°C)  |         | 2.63            | 1.70            | 0.00314                   | 0.00203                   | PASS    |
| Extreme (30°C)  |         | 10.05           | 3.27            | 0.01201                   | 0.00391                   | PASS    |
| Extreme (20°C)  |         | 15.21           | 17.16           | 0.01818                   | 0.02051                   | PASS    |
| Extreme (10°C)  |         | 14.76           | 13.72           | 0.01765                   | 0.01640                   | PASS    |
| Extreme (0°C)   |         | 8.68            | 15.94           | 0.01037                   | 0.01905                   | PASS    |
| Extreme (-10°C) |         | 13.26           | 17.58           | 0.01585                   | 0.02101                   | PASS    |
| Extreme (-20°C) |         | 9.90            | 9.07            | 0.01183                   | 0.01085                   | PASS    |
| Extreme (-30°C) |         | 9.73            | 13.97           | 0.01163                   | 0.01670                   | PASS    |
| 25°C            | LV      | 7.25            | 5.40            | 0.00867                   | 0.00645                   | PASS    |
|                 | HV      | 11.16           | 12.63           | 0.01335                   | 0.01509                   | PASS    |



| LTE Band 5      |         |                 |                 |                           |                           |         |
|-----------------|---------|-----------------|-----------------|---------------------------|---------------------------|---------|
| Condition       |         | Freq.Error (Hz) | Freq.Error (Hz) | Frequency Stability (ppm) | Frequency Stability (ppm) | Verdict |
| BANDWIDTH       | 1.4MHz  |                 |                 |                           |                           |         |
| Temperature     | Voltage | 16QAM           | QPSK            | 16QAM                     | QPSK                      |         |
| Normal (25°C)   | Normal  | 6.17            | 7.52            | 0.00738                   | 0.00899                   | PASS    |
| Extreme (50°C)  |         | 15.14           | 1.91            | 0.01810                   | 0.00229                   | PASS    |
| Extreme (40°C)  |         | 8.53            | 7.83            | 0.01020                   | 0.00937                   | PASS    |
| Extreme (30°C)  |         | 3.68            | 13.55           | 0.00439                   | 0.01620                   | PASS    |
| Extreme (20°C)  |         | 12.99           | 11.74           | 0.01553                   | 0.01403                   | PASS    |
| Extreme (10°C)  |         | 3.70            | 4.69            | 0.00442                   | 0.00561                   | PASS    |
| Extreme (0°C)   |         | 15.15           | 5.22            | 0.01811                   | 0.00624                   | PASS    |
| Extreme (-10°C) |         | 11.69           | 7.82            | 0.01397                   | 0.00935                   | PASS    |
| Extreme (-20°C) |         | 3.53            | 11.00           | 0.00422                   | 0.01315                   | PASS    |
| Extreme (-30°C) |         | 16.13           | 1.96            | 0.01928                   | 0.00235                   | PASS    |
| 25°C            | LV      | 12.69           | 13.32           | 0.01517                   | 0.01592                   | PASS    |
|                 | HV      | 8.48            | 13.09           | 0.01014                   | 0.01565                   | PASS    |
| Condition       |         | Freq.Error (Hz) | Freq.Error (Hz) | Frequency Stability (ppm) | Frequency Stability (ppm) | Verdict |
| BANDWIDTH       | 3MHz    |                 |                 |                           |                           |         |
| Temperature     | Voltage | 16QAM           | QPSK            | 16QAM                     | QPSK                      |         |
| Normal (25°C)   | Normal  | 11.75           | 13.54           | 0.01405                   | 0.01618                   | PASS    |
| Extreme (50°C)  |         | 12.57           | 11.13           | 0.01503                   | 0.01331                   | PASS    |
| Extreme (40°C)  |         | 3.24            | 11.65           | 0.00388                   | 0.01393                   | PASS    |
| Extreme (30°C)  |         | 10.39           | 2.12            | 0.01242                   | 0.00253                   | PASS    |
| Extreme (20°C)  |         | 13.62           | 8.50            | 0.01629                   | 0.01016                   | PASS    |
| Extreme (10°C)  |         | 17.74           | 8.84            | 0.02121                   | 0.01057                   | PASS    |
| Extreme (0°C)   |         | 2.12            | 3.95            | 0.00253                   | 0.00472                   | PASS    |
| Extreme (-10°C) |         | 13.56           | 8.02            | 0.01622                   | 0.00959                   | PASS    |
| Extreme (-20°C) |         | 5.33            | 6.76            | 0.00637                   | 0.00809                   | PASS    |
| Extreme (-30°C) |         | 9.84            | 1.92            | 0.01176                   | 0.00230                   | PASS    |
| 25°C            | LV      | 5.02            | 16.18           | 0.00600                   | 0.01934                   | PASS    |
|                 | HV      | 7.83            | 3.22            | 0.00936                   | 0.00385                   | PASS    |
| Condition       |         | Freq.Error (Hz) | Freq.Error (Hz) | Frequency Stability (ppm) | Frequency Stability (ppm) | Verdict |
| BANDWIDTH       | 5MHz    |                 |                 |                           |                           |         |
| Temperature     | Voltage | 16QAM           | QPSK            | 16QAM                     | QPSK                      |         |
| Normal (25°C)   | Normal  | 6.72            | 10.02           | 0.00803                   | 0.01198                   | PASS    |
| Extreme (50°C)  |         | 14.08           | 6.64            | 0.01683                   | 0.00793                   | PASS    |
| Extreme (40°C)  |         | 9.69            | 15.69           | 0.01159                   | 0.01876                   | PASS    |
| Extreme (30°C)  |         | 4.96            | 13.02           | 0.00593                   | 0.01557                   | PASS    |



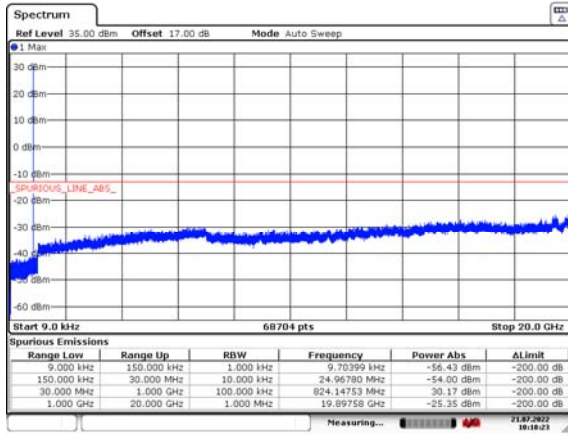
|                |         |                    |                    |                                 |                                 |         |
|----------------|---------|--------------------|--------------------|---------------------------------|---------------------------------|---------|
| Extreme (20℃)  |         | 2.93               | 8.49               | 0.00350                         | 0.01015                         | PASS    |
| Extreme (10℃)  |         | 1.88               | 17.81              | 0.00224                         | 0.02129                         | PASS    |
| Extreme (0℃)   |         | 3.44               | 5.78               | 0.00412                         | 0.00691                         | PASS    |
| Extreme (-10℃) |         | 2.27               | 6.10               | 0.00271                         | 0.00730                         | PASS    |
| Extreme (-20℃) |         | 5.60               | 7.06               | 0.00669                         | 0.00844                         | PASS    |
| Extreme (-30℃) |         | 3.98               | 2.87               | 0.00476                         | 0.00343                         | PASS    |
| 25℃            | LV      | 2.81               | 9.24               | 0.00336                         | 0.01104                         | PASS    |
|                | HV      | 8.74               | 6.49               | 0.01045                         | 0.00775                         | PASS    |
| Condition      |         | Freq.Error<br>(Hz) | Freq.Error<br>(Hz) | Frequency<br>Stability<br>(ppm) | Frequency<br>Stability<br>(ppm) | Verdict |
| BANDWIDTH      | 10MHz   |                    |                    |                                 |                                 |         |
| Temperature    | Voltage | 16QAM              | QPSK               | 16QAM                           | QPSK                            |         |
| Normal (25℃)   | Normal  | 15.84              | 11.39              | 0.01894                         | 0.01362                         |         |
| Extreme (50℃)  |         | 2.56               | 7.32               | 0.00306                         | 0.00875                         | PASS    |
| Extreme (40℃)  |         | 5.43               | 12.82              | 0.00649                         | 0.01533                         | PASS    |
| Extreme (30℃)  |         | 16.37              | 16.48              | 0.01957                         | 0.01970                         | PASS    |
| Extreme (20℃)  |         | 10.40              | 12.77              | 0.01243                         | 0.01526                         | PASS    |
| Extreme (10℃)  |         | 9.89               | 2.30               | 0.01182                         | 0.00275                         | PASS    |
| Extreme (0℃)   |         | 10.06              | 3.33               | 0.01203                         | 0.00398                         | PASS    |
| Extreme (-10℃) |         | 15.05              | 7.01               | 0.01799                         | 0.00838                         | PASS    |
| Extreme (-20℃) |         | 1.13               | 4.71               | 0.00135                         | 0.00563                         | PASS    |
| Extreme (-30℃) |         | 14.18              | 15.29              | 0.01695                         | 0.01828                         | PASS    |
| 25℃            | LV      | 4.81               | 2.18               | 0.00575                         | 0.00260                         | PASS    |
|                | HV      | 1.96               | 2.21               | 0.00235                         | 0.00264                         | PASS    |

### 6.6. Spurious Emissions at Antenna Terminals

Sweep the whole frequency band through the range from 9kHz to the 10th harmonic of the carrier, the emissions more than 20 dB below the limit are not reported. The signal beyond the limit is carrier.

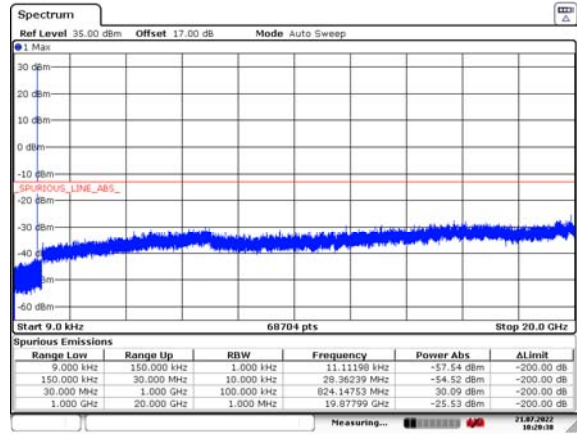
The signal beyond the limit is carrier.

GSM 850 CH-Low 9kHz ~ 20GHz



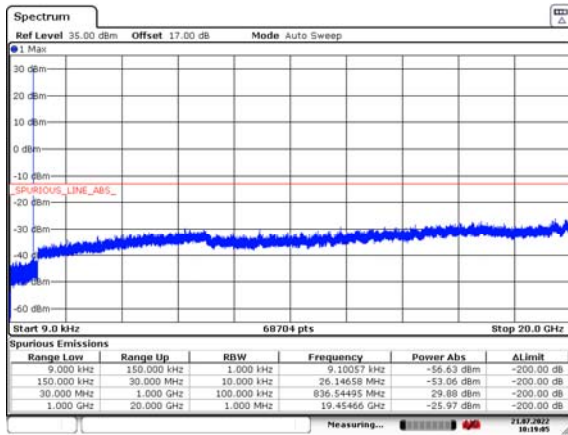
Date: 21 JUL 2022 10:18:23

GPRS 850 CH-Low 9kHz ~ 20GHz



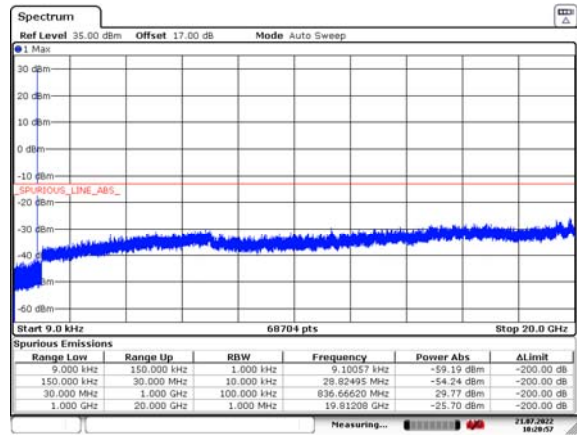
Date: 21 JUL 2022 10:20:38

GSM 850 CH-Middle 9kHz ~ 20GHz



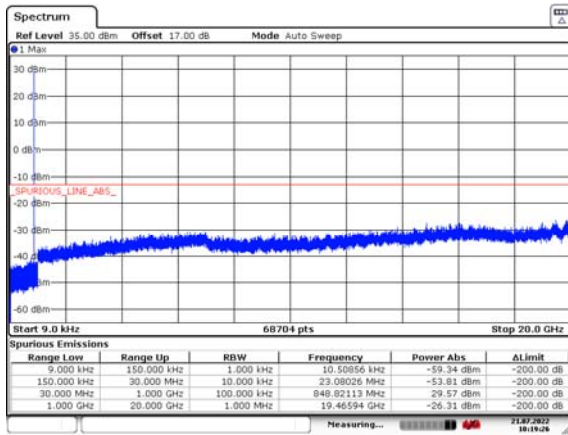
Date: 21 JUL 2022 10:19:05

GPRS 850 CH-Middle 9kHz ~ 20GHz



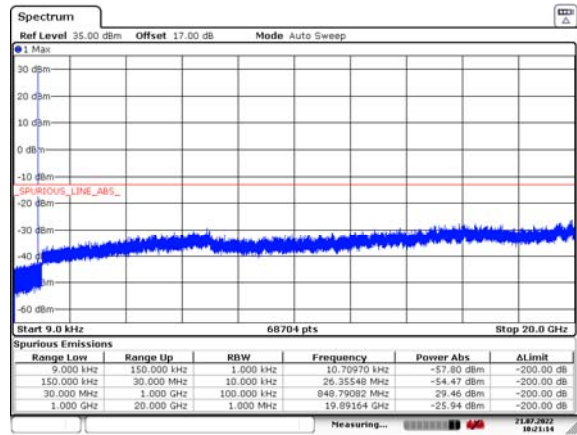
Date: 21 JUL 2022 10:20:58

GSM 850 CH-High 9kHz ~ 20GHz



Date: 21 JUL 2022 10:19:27

GPRS 850 CH-High 9kHz ~ 20GHz

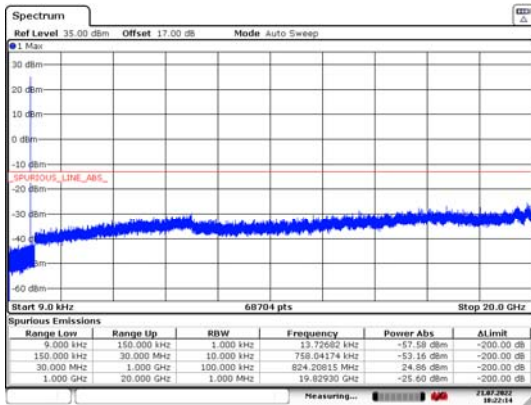


Date: 21 JUL 2022 10:21:14



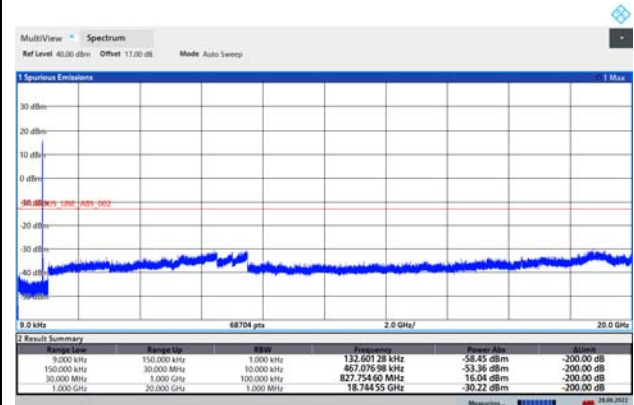


### EGPRS 850 CH-Low 9kHz ~ 20GHz



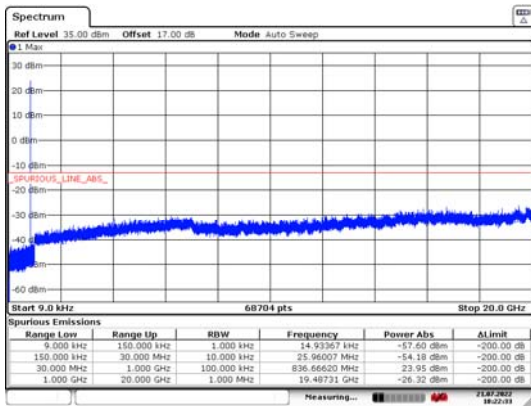
Date: 21.JUL.2022 10:22:15

### WCDMA BAND V CH-Low 9kHz ~ 20GHz



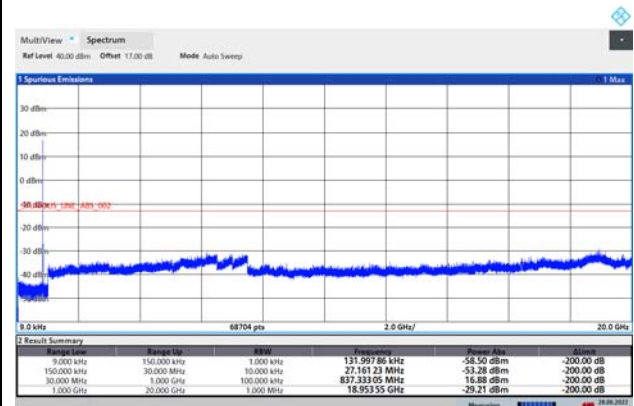
11:08:34 28.06.2022

### EGPRS 850 CH-Middle 9kHz ~ 20GHz



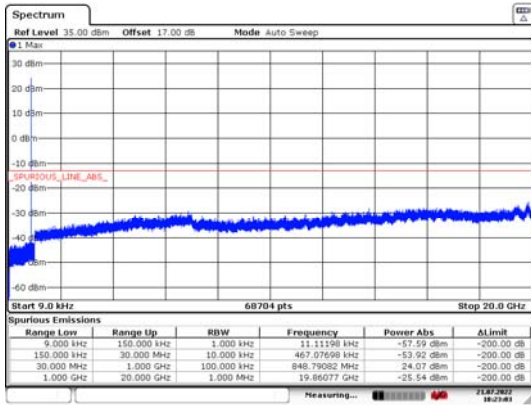
Date: 21.JUL.2022 10:22:33

### WCDMA BAND V CH-Middle 9kHz ~ 20GHz



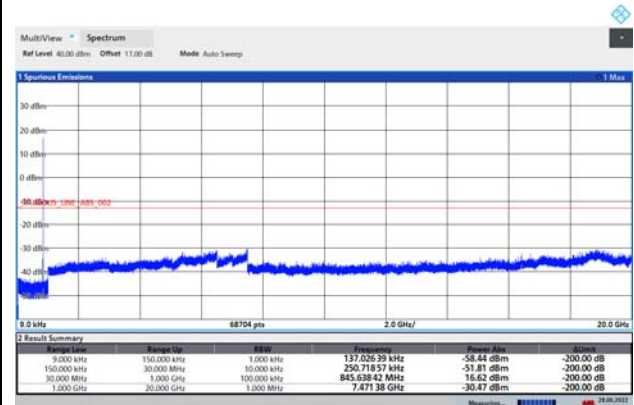
11:07:27 28.06.2022

### EGPRS 850 CH-High 9kHz ~ 20GHz



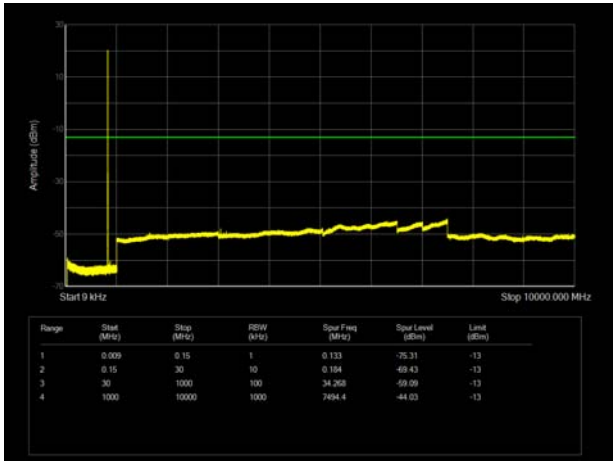
Date: 21.JUL.2022 10:23:03

### WCDMA BAND V CH-High 9kHz ~ 20GHz

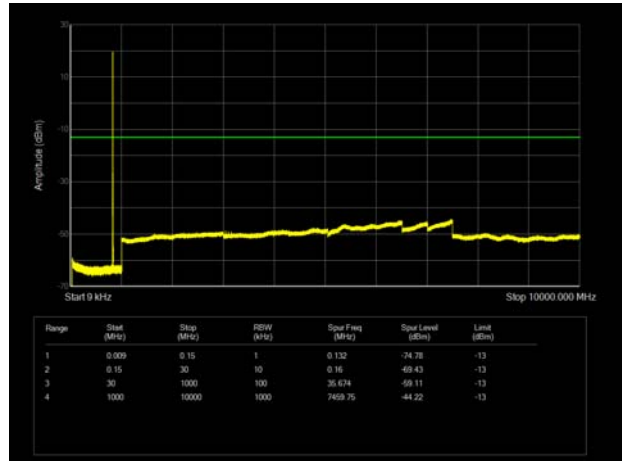


11:09:32 28.06.2022

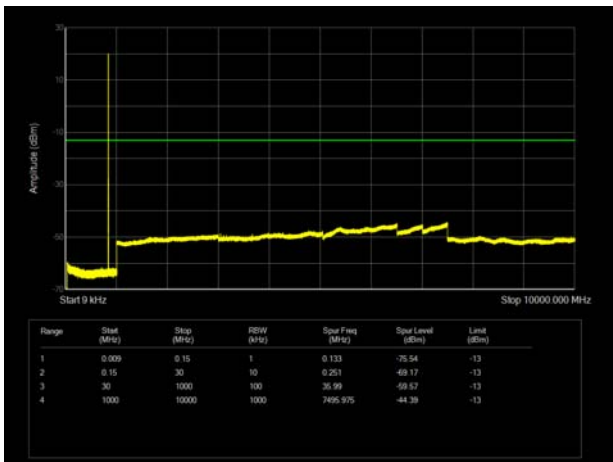
LTE Band 5 1.4MHz CH-Low 9kHz~10GHz



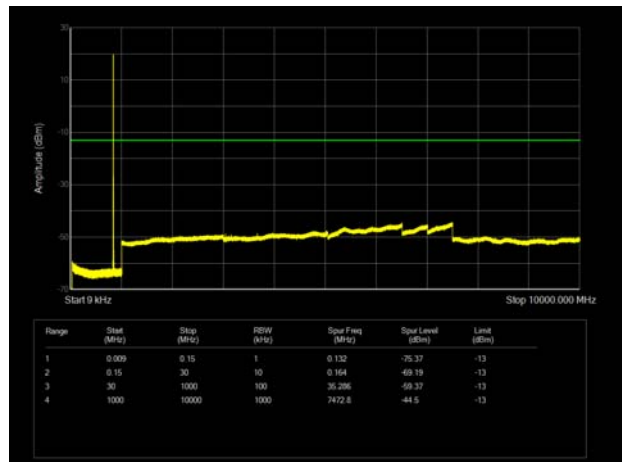
LTE Band 5 3MHz CH-Low 9kHz~10GHz



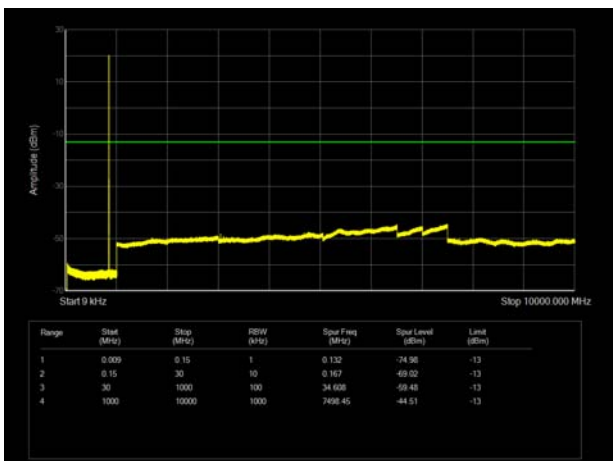
LTE Band 5 1.4MHz CH-Middle 9kHz~10GHz



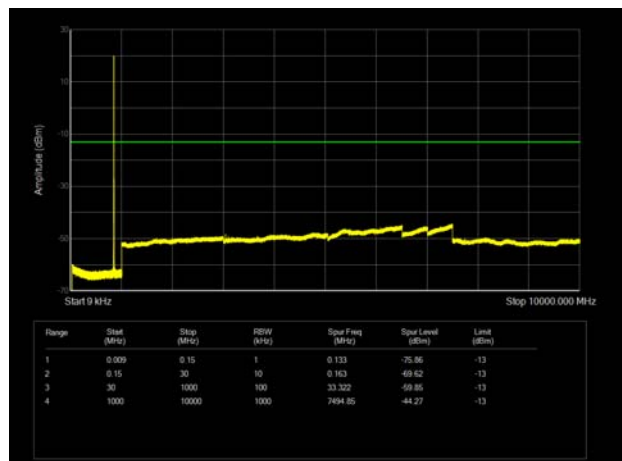
LTE Band 5 3MHz CH-Middle 9kHz~10GHz



LTE Band 5 1.4MHz CH-High 9kHz~10GHz

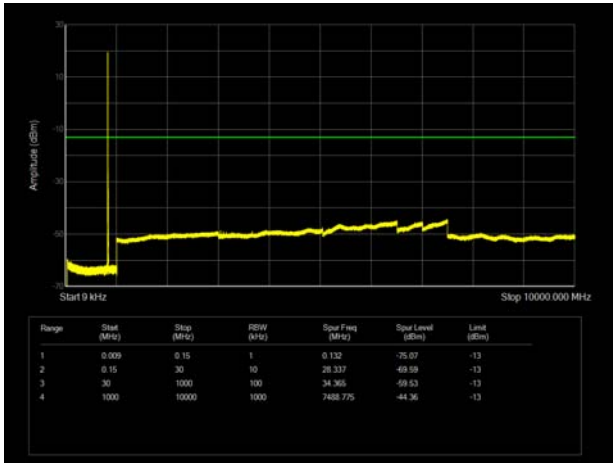


LTE Band 5 3MHz CH-High 9kHz~10GHz

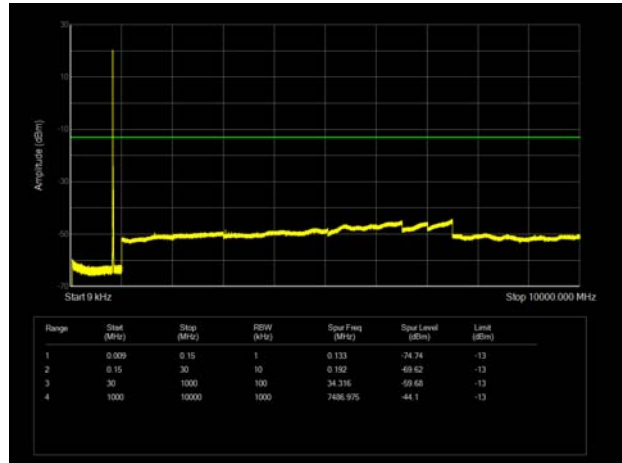




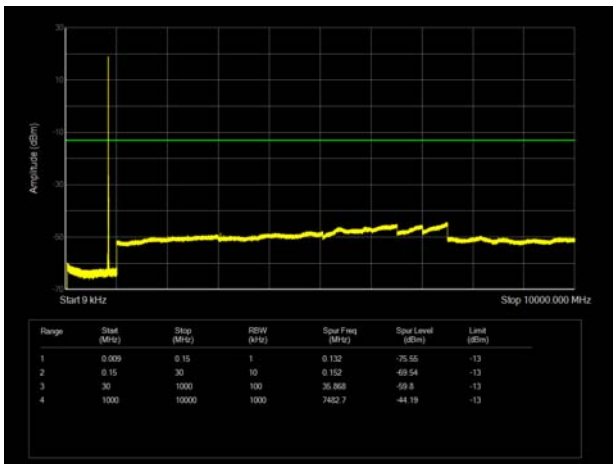
LTE Band 5 5MHz CH-Low 9kHz~10GHz



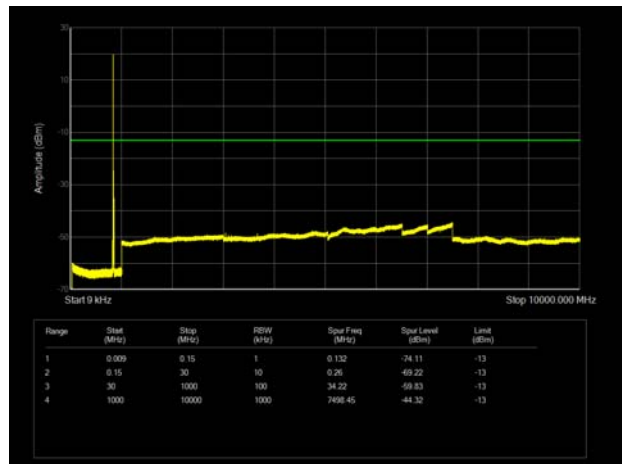
LTE Band 5 10MHz CH-Low 9kHz~10GHz



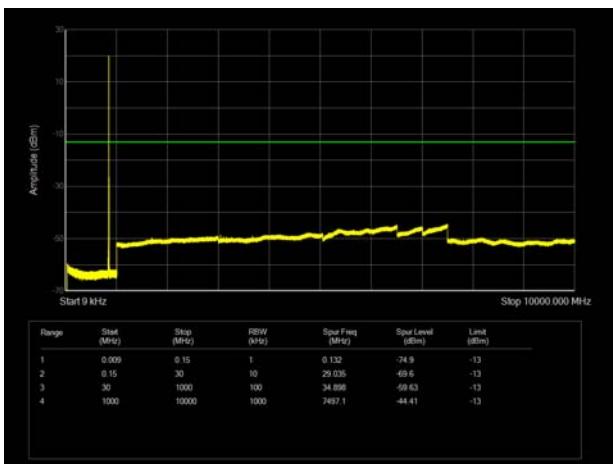
LTE Band 5 5MHz CH-Middle 9kHz~10GHz



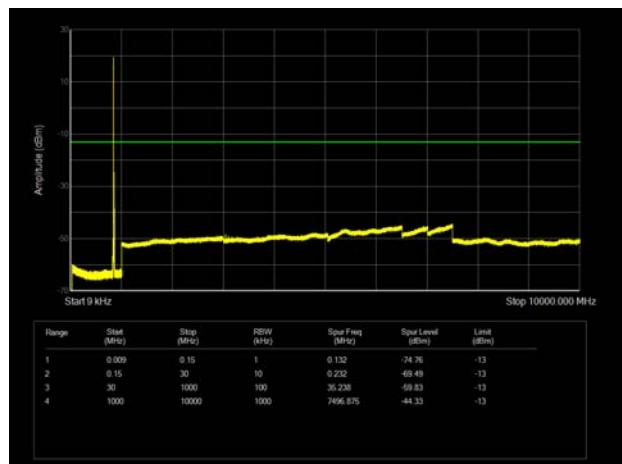
LTE Band 5 10MHz CH-Middle 9kHz~10GHz



LTE Band 5 5MHz CH-High 9kHz~10GHz



LTE Band 5 10MHz CH-High 9kHz~10GHz



## 6.7. Radiates Spurious Emission

Sweep the whole frequency band through the range from 9kHz to the 10th harmonic of the carrier, the emissions below the noise floor will not be recorded in the report.

### Upper Antenna

GSM 850 CH-Middle

| Harmonic | Frequency (MHz) | SG (dBm) | Cable Loss (dB) | Gain (dBi) | Antenna Polarization | ERP Level (dBm) | Limit (dBm) | Margin (dB) | Azimuth (deg) |
|----------|-----------------|----------|-----------------|------------|----------------------|-----------------|-------------|-------------|---------------|
| 2        | 1673.15         | -59.61   | 1.70            | 8.70       | Vertical             | -54.76          | -13.00      | 41.76       | 225           |
| 3        | 2509.90         | -52.07   | 2.30            | 12.00      | Vertical             | -44.52          | -13.00      | 31.52       | 180           |
| 4        | 3346.40         | -64.44   | 2.70            | 12.70      | Vertical             | -56.59          | -13.00      | 43.59       | 270           |
| 5        | 4183.00         | -58.32   | 3.00            | 12.50      | Vertical             | -50.97          | -13.00      | 37.97       | 0             |
| 6        | 5019.60         | -58.09   | 3.40            | 12.50      | Vertical             | -51.14          | -13.00      | 38.14       | 45            |
| 7        | 5856.20         | -57.23   | 3.40            | 12.80      | Vertical             | -49.98          | -13.00      | 36.98       | 180           |
| 8        | 6692.80         | -57.06   | 4.10            | 11.50      | Vertical             | -51.81          | -13.00      | 38.81       | 135           |
| 9        | 7529.40         | -56.85   | 4.20            | 12.20      | Vertical             | -51.00          | -13.00      | 38.00       | 45            |
| 10       | 8366.00         | -55.22   | 4.30            | 12.50      | Vertical             | -49.17          | -13.00      | 36.17       | 315           |

Note: 1. The other Spurious RF Radiated emissions level is no more than noise floor.  
2. The worst emission was found in the antenna is Vertical position.

WCDMA Band V CH-Middle

| Harmonic | Frequency (MHz) | SG (dBm) | Cable Loss (dB) | Gain (dBi) | Antenna Polarization | ERP Level (dBm) | Limit (dBm) | Margin (dB) | Azimuth (deg) |
|----------|-----------------|----------|-----------------|------------|----------------------|-----------------|-------------|-------------|---------------|
| 2        | 1671.20         | -50.51   | 1.70            | 8.70       | Vertical             | -45.66          | -13.00      | 32.66       | 45            |
| 3        | 2510.40         | -46.25   | 2.30            | 12.00      | Vertical             | -38.70          | -13.00      | 25.70       | 225           |
| 4        | 3346.40         | -63.78   | 2.70            | 12.70      | Vertical             | -55.93          | -13.00      | 42.93       | 135           |
| 5        | 4183.00         | -61.78   | 3.00            | 12.50      | Vertical             | -54.43          | -13.00      | 41.43       | 225           |
| 6        | 5019.60         | -58.09   | 3.40            | 12.50      | Vertical             | -51.14          | -13.00      | 38.14       | 0             |
| 7        | 5856.20         | -57.59   | 3.40            | 12.80      | Vertical             | -50.34          | -13.00      | 37.34       | 45            |
| 8        | 6692.80         | -57.92   | 4.10            | 11.50      | Vertical             | -52.67          | -13.00      | 39.67       | 270           |
| 9        | 7529.40         | -57.05   | 4.20            | 12.20      | Vertical             | -51.20          | -13.00      | 38.20       | 45            |
| 10       | 8366.00         | -59.13   | 4.30            | 12.50      | Vertical             | -53.08          | -13.00      | 40.08       | 180           |

Note: 1. The other Spurious RF Radiated emissions level is no more than noise floor.  
2. The worst emission was found in the antenna is Vertical position.



## LTE Band 5 1.4MHz CH-Middle

| Harmonic | Frequency (MHz) | SG (dBm) | Cable Loss (dB) | Gain (dBi) | Antenna Polarization | ERP Level (dBm) | Limit (dBm) | Margin (dB) | Azimuth (deg) |
|----------|-----------------|----------|-----------------|------------|----------------------|-----------------|-------------|-------------|---------------|
| 2        | 1673.00         | -60.32   | 1.70            | 8.70       | Vertical             | -55.47          | -13.00      | 42.47       | 135           |
| 3        | 2509.50         | -61.78   | 2.30            | 12.00      | Vertical             | -54.23          | -13.00      | 41.23       | 225           |
| 4        | 3346.00         | -65.52   | 2.70            | 12.70      | Vertical             | -57.67          | -13.00      | 44.67       | 225           |
| 5        | 4182.50         | -64.09   | 3.00            | 12.50      | Vertical             | -56.74          | -13.00      | 43.74       | 45            |
| 6        | 5019.00         | -60.05   | 3.40            | 12.50      | Vertical             | -53.10          | -13.00      | 40.10       | 0             |
| 7        | 5855.50         | -59.19   | 3.40            | 12.80      | Vertical             | -51.94          | -13.00      | 38.94       | 225           |
| 8        | 6692.00         | -57.80   | 4.10            | 11.50      | Vertical             | -52.55          | -13.00      | 39.55       | 0             |
| 9        | 7528.50         | -57.02   | 4.20            | 12.20      | Vertical             | -51.17          | -13.00      | 38.17       | 45            |
| 10       | 8365.00         | -55.91   | 4.30            | 12.50      | Vertical             | -49.86          | -13.00      | 36.86       | 0             |

Note: 1. The other Spurious RF Radiated emissions level is no more than noise floor.

2. The worst emission was found in the antenna is Vertical position.

## LTE Band 5 5MHz CH-Middle

| Harmonic | Frequency (MHz) | SG (dBm) | Cable Loss (dB) | Gain (dBi) | Antenna Polarization | ERP Level (dBm) | Limit (dBm) | Margin (dB) | Azimuth (deg) |
|----------|-----------------|----------|-----------------|------------|----------------------|-----------------|-------------|-------------|---------------|
| 2        | 1668.60         | -63.50   | 1.70            | 8.70       | Vertical             | -58.65          | -13.00      | 45.65       | 45            |
| 3        | 2503.30         | -64.68   | 2.30            | 12.00      | Vertical             | -57.13          | -13.00      | 44.13       | 0             |
| 4        | 3337.50         | -64.99   | 2.70            | 12.70      | Vertical             | -57.14          | -13.00      | 44.14       | 45            |
| 5        | 4171.88         | -63.60   | 3.00            | 12.50      | Vertical             | -56.25          | -13.00      | 43.25       | 0             |
| 6        | 5006.25         | -60.19   | 3.40            | 12.50      | Vertical             | -53.24          | -13.00      | 40.24       | 225           |
| 7        | 5840.63         | -59.94   | 3.40            | 12.80      | Vertical             | -52.69          | -13.00      | 39.69       | 45            |
| 8        | 6675.00         | -57.83   | 4.10            | 11.50      | Vertical             | -52.58          | -13.00      | 39.58       | 45            |
| 9        | 7509.38         | -60.29   | 4.20            | 12.20      | Vertical             | -54.44          | -13.00      | 41.44       | 45            |
| 10       | 8343.75         | -55.21   | 4.30            | 12.50      | Vertical             | -49.16          | -13.00      | 36.16       | 0             |

Note: 1. The other Spurious RF Radiated emissions level is no more than noise floor.

2. The worst emission was found in the antenna is Vertical position.



## LTE Band 5 10MHz CH-Middle

| Harmonic | Frequency (MHz) | SG (dBm) | Cable Loss (dB) | Gain (dBi) | Antenna Polarization | ERP Level (dBm) | Limit (dBm) | Margin (dB) | Azimuth (deg) |
|----------|-----------------|----------|-----------------|------------|----------------------|-----------------|-------------|-------------|---------------|
| 2        | 1664.40         | -58.19   | 1.70            | 8.70       | Vertical             | -53.34          | -13.00      | 40.34       | 180           |
| 3        | 2496.60         | -60.59   | 2.30            | 12.00      | Vertical             | -53.04          | -13.00      | 40.04       | 270           |
| 4        | 3346.00         | -65.50   | 2.70            | 12.70      | Vertical             | -57.65          | -13.00      | 44.65       | 225           |
| 5        | 4182.50         | -63.72   | 3.00            | 12.50      | Vertical             | -56.37          | -13.00      | 43.37       | 135           |
| 6        | 5019.00         | -59.59   | 3.40            | 12.50      | Vertical             | -52.64          | -13.00      | 39.64       | 90            |
| 7        | 5855.50         | -58.96   | 3.40            | 12.80      | Vertical             | -51.71          | -13.00      | 38.71       | 45            |
| 8        | 6692.00         | -58.09   | 4.10            | 11.50      | Vertical             | -52.84          | -13.00      | 39.84       | 45            |
| 9        | 7528.50         | -57.34   | 4.20            | 12.20      | Vertical             | -51.49          | -13.00      | 38.49       | 225           |
| 10       | 8365.00         | -55.52   | 4.30            | 12.50      | Vertical             | -49.47          | -13.00      | 36.47       | 45            |

Note: 1. The other Spurious RF Radiated emissions level is no more than noise floor.

2. The worst emission was found in the antenna is Vertical position.

**Low Antenna**

GSM 850 CH-Middle

| Harmonic | Frequency (MHz) | SG (dBm) | Cable Loss (dB) | Gain (dBi) | Antenna Polarization | ERP Level (dBm) | Limit (dBm) | Margin (dB) | Azimuth (deg) |
|----------|-----------------|----------|-----------------|------------|----------------------|-----------------|-------------|-------------|---------------|
| 2        | 1673.25         | -58.09   | 1.70            | 8.70       | Vertical             | -53.24          | -13.00      | 40.24       | 225           |
| 3        | 2510.05         | -50.80   | 2.30            | 12.00      | Vertical             | -43.25          | -13.00      | 30.25       | 135           |
| 4        | 3346.40         | -63.52   | 2.70            | 12.70      | Vertical             | -55.67          | -13.00      | 42.67       | 45            |
| 5        | 4183.00         | -61.01   | 3.00            | 12.50      | Vertical             | -53.66          | -13.00      | 40.66       | 315           |
| 6        | 5019.60         | -57.93   | 3.40            | 12.50      | Vertical             | -50.98          | -13.00      | 37.98       | 0             |
| 7        | 5856.20         | -57.17   | 3.40            | 12.80      | Vertical             | -49.92          | -13.00      | 36.92       | 135           |
| 8        | 6692.80         | -58.13   | 4.10            | 11.50      | Vertical             | -52.88          | -13.00      | 39.88       | 225           |
| 9        | 7529.40         | -59.49   | 4.20            | 12.20      | Vertical             | -53.64          | -13.00      | 40.64       | 180           |
| 10       | 8366.00         | -55.01   | 4.30            | 12.50      | Vertical             | -48.96          | -13.00      | 35.96       | 90            |

Note: 1. The other Spurious RF Radiated emissions level is no more than noise floor.

2. The worst emission was found in the antenna is Vertical position.

WCDMA Band V CH-Middle

| Harmonic | Frequency (MHz) | SG (dBm) | Cable Loss (dB) | Gain (dBi) | Antenna Polarization | ERP Level (dBm) | Limit (dBm) | Margin (dB) | Azimuth (deg) |
|----------|-----------------|----------|-----------------|------------|----------------------|-----------------|-------------|-------------|---------------|
| 2        | 1671.20         | -53.80   | 1.70            | 8.70       | Vertical             | -48.95          | -13.00      | 35.95       | 225           |
| 3        | 2510.40         | -52.11   | 2.30            | 12.00      | Vertical             | -44.56          | -13.00      | 31.56       | 135           |
| 4        | 3346.40         | -64.99   | 2.70            | 12.70      | Vertical             | -57.14          | -13.00      | 44.14       | 45            |
| 5        | 4183.00         | -63.17   | 3.00            | 12.50      | Vertical             | -55.82          | -13.00      | 42.82       | 270           |
| 6        | 5019.60         | -59.18   | 3.40            | 12.50      | Vertical             | -52.23          | -13.00      | 39.23       | 180           |
| 7        | 5856.20         | -59.42   | 3.40            | 12.80      | Vertical             | -52.17          | -13.00      | 39.17       | 90            |
| 8        | 6692.80         | -59.59   | 4.10            | 11.50      | Vertical             | -54.34          | -13.00      | 41.34       | 225           |
| 9        | 7529.40         | -57.93   | 4.20            | 12.20      | Vertical             | -52.08          | -13.00      | 39.08       | 135           |
| 10       | 8366.00         | -56.66   | 4.30            | 12.50      | Vertical             | -50.61          | -13.00      | 37.61       | 45            |

Note: 1. The other Spurious RF Radiated emissions level is no more than noise floor.

2. The worst emission was found in the antenna is Vertical position.



## LTE Band 5 1.4MHz CH-Middle

| Harmonic | Frequency (MHz) | SG (dBm) | Cable Loss (dB) | Gain (dBi) | Antenna Polarization | ERP Level (dBm) | Limit (dBm) | Margin (dB) | Azimuth (deg) |
|----------|-----------------|----------|-----------------|------------|----------------------|-----------------|-------------|-------------|---------------|
| 2        | 1673.00         | -59.64   | 1.70            | 8.70       | Vertical             | -54.79          | -13.00      | 41.79       | 135           |
| 3        | 2509.50         | -58.62   | 2.30            | 12.00      | Vertical             | -51.07          | -13.00      | 38.07       | 225           |
| 4        | 3346.00         | -65.38   | 2.70            | 12.70      | Vertical             | -57.53          | -13.00      | 44.53       | 225           |
| 5        | 4182.50         | -63.52   | 3.00            | 12.50      | Vertical             | -56.17          | -13.00      | 43.17       | 45            |
| 6        | 5019.00         | -58.16   | 3.40            | 12.50      | Vertical             | -51.21          | -13.00      | 38.21       | 0             |
| 7        | 5855.50         | -57.82   | 3.40            | 12.80      | Vertical             | -50.57          | -13.00      | 37.57       | 225           |
| 8        | 6692.00         | -57.60   | 4.10            | 11.50      | Vertical             | -52.35          | -13.00      | 39.35       | 0             |
| 9        | 7528.50         | -57.52   | 4.20            | 12.20      | Vertical             | -51.67          | -13.00      | 38.67       | 45            |
| 10       | 8365.00         | -55.24   | 4.30            | 12.50      | Vertical             | -49.19          | -13.00      | 36.19       | 0             |

Note: 1. The other Spurious RF Radiated emissions level is no more than noise floor.

2. The worst emission was found in the antenna is Vertical position.

## LTE Band 5 5MHz CH-Middle

| Harmonic | Frequency (MHz) | SG (dBm) | Cable Loss (dB) | Gain (dBi) | Antenna Polarization | ERP Level (dBm) | Limit (dBm) | Margin (dB) | Azimuth (deg) |
|----------|-----------------|----------|-----------------|------------|----------------------|-----------------|-------------|-------------|---------------|
| 2        | 1668.60         | -60.44   | 1.70            | 8.70       | Vertical             | -55.59          | -13.00      | 42.59       | 45            |
| 3        | 2503.30         | -54.20   | 2.30            | 12.00      | Vertical             | -46.65          | -13.00      | 33.65       | 0             |
| 4        | 3337.50         | -65.23   | 2.70            | 12.70      | Vertical             | -57.38          | -13.00      | 44.38       | 45            |
| 5        | 4171.88         | -64.40   | 3.00            | 12.50      | Vertical             | -57.05          | -13.00      | 44.05       | 0             |
| 6        | 5006.25         | -58.34   | 3.40            | 12.50      | Vertical             | -51.39          | -13.00      | 38.39       | 225           |
| 7        | 5840.63         | -58.42   | 3.40            | 12.80      | Vertical             | -51.17          | -13.00      | 38.17       | 45            |
| 8        | 6675.00         | -58.05   | 4.10            | 11.50      | Vertical             | -52.80          | -13.00      | 39.80       | 45            |
| 9        | 7509.38         | -56.77   | 4.20            | 12.20      | Vertical             | -50.92          | -13.00      | 37.92       | 45            |
| 10       | 8343.75         | -54.92   | 4.30            | 12.50      | Vertical             | -48.87          | -13.00      | 35.87       | 0             |

Note: 1. The other Spurious RF Radiated emissions level is no more than noise floor.

2. The worst emission was found in the antenna is Vertical position.





## LTE Band 5 10MHz CH-Middle

| Harmonic | Frequency (MHz) | SG (dBm) | Cable Loss (dB) | Gain (dBi) | Antenna Polarization | ERP Level (dBm) | Limit (dBm) | Margin (dB) | Azimuth (deg) |
|----------|-----------------|----------|-----------------|------------|----------------------|-----------------|-------------|-------------|---------------|
| 2        | 1664.40         | -60.24   | 1.70            | 8.70       | Vertical             | -55.39          | -13.00      | 42.39       | 180           |
| 3        | 2496.60         | -55.32   | 2.30            | 12.00      | Vertical             | -47.77          | -13.00      | 34.77       | 270           |
| 4        | 3346.00         | -65.99   | 2.70            | 12.70      | Vertical             | -58.14          | -13.00      | 45.14       | 225           |
| 5        | 4182.50         | -62.63   | 3.00            | 12.50      | Vertical             | -55.28          | -13.00      | 42.28       | 135           |
| 6        | 5019.00         | -59.03   | 3.40            | 12.50      | Vertical             | -52.08          | -13.00      | 39.08       | 90            |
| 7        | 5855.50         | -57.79   | 3.40            | 12.80      | Vertical             | -50.54          | -13.00      | 37.54       | 45            |
| 8        | 6692.00         | -57.26   | 4.10            | 11.50      | Vertical             | -52.01          | -13.00      | 39.01       | 45            |
| 9        | 7528.50         | -56.73   | 4.20            | 12.20      | Vertical             | -50.88          | -13.00      | 37.88       | 225           |
| 10       | 8365.00         | -55.02   | 4.30            | 12.50      | Vertical             | -48.97          | -13.00      | 35.97       | 45            |

Note: 1. The other Spurious RF Radiated emissions level is no more than noise floor.

2. The worst emission was found in the antenna is Vertical position.



## 7. Main Test Instruments

| Name                                 | Manufacturer | Type      | Serial Number | Calibration Date | Expiration Date |
|--------------------------------------|--------------|-----------|---------------|------------------|-----------------|
| Base Station Simulator               | R&S          | CMW500    | 150415        | 2022-05-14       | 2023-05-13      |
| Spectrum Analyzer                    | Keysight     | N9020A    | MY50510203    | 2021-12-12       | 2022-12-11      |
| Universal Radio Communication Tester | Agilent      | E5515C    | GB44400275    | 2021-12-12       | 2022-12-11      |
| Signal Analyzer                      | R&S          | FSV3030   | 101411        | 2021-12-12       | 2022-12-11      |
| Climatic Chamber                     | ESPEC        | SU-242    | 93000506      | 2021-12-12       | 2022-12-11      |
| <b>Radiates Spurious Emission</b>    |              |           |               |                  |                 |
| Signal Analyzer                      | R&S          | FSV30     | 100815        | 2021-12-12       | 2022-12-11      |
| Loop Antenna                         | SCHWARZBECK  | FMZB1519  | 1519-047      | 2020-04-02       | 2023-04-01      |
| TRILOG Broadband Antenna             | SCHWARZBECK  | VULB 9163 | 391           | 2019-12-16       | 2022-12-15      |
| Horn Antenna                         | R&S          | HF907     | 102723        | 2020-08-11       | 2023-08-10      |
| Software                             | R&S          | EMC32     | 10.35.10      | /                | /               |

\*\*\*\*\*END OF REPORT \*\*\*\*\*



## **ANNEX A: The EUT Appearance**

The EUT Appearance is submitted separately.



## **ANNEX B: Test Setup Photos**

The Test Setup Photos is submitted separately.



## **ANNEX C: Product Change Description**

The Product Change Description are submitted separately.