



RF TEST REPORT

Applicant Xiaomi Communications Co., Ltd.
FCC ID 2AFZZ33SL
Product Mobile Phone
Brand Redmi
Model 220733SL
Report No. R2206A0532-R3
Issue Date July 15, 2022

TA Technology (Shanghai) Co., Ltd. tested the above equipment in accordance with the requirements in **FCC CFR47 Part 2 (2021)/ FCC CFR47 Part 27C (2021)**. The test results show that the equipment tested is capable of demonstrating compliance with the requirements as documented in this report.

Prepared by: Xu Ying

Approved by: Xu Kai

TA Technology (Shanghai) Co., Ltd.

Building 3, No.145, Jintang Rd, Tangzhen Industry Park, Pudong Shanghai, China

TEL: +86-021-50791141/2/3

FAX: +86-021-50791141/2/3-8000



TABLE OF CONTENT

1	Test Laboratory	4
1.1	Notes of the Test Report	4
1.2.	Test facility	4
1.3	Testing Location	4
2	General Description of Equipment under Test	5
2.1	Applicant and Manufacturer Information	5
2.2	General information	5
3	Applied Standards	7
4	Test Configuration	8
5	Test Case	10
5.1	RF Power Output and Effective Isotropic Radiated Power	10
5.2	Occupied Bandwidth	11
5.3	Band Edge Compliance	12
5.4	Peak-to-Average Power Ratio (PAPR)	14
5.5	Frequency Stability	15
5.6	Spurious Emissions at Antenna Terminals	16
5.7	Radiates Spurious Emission	18
6	Test Results	21
6.1	RF Power Output and Effective Isotropic Radiated Power	21
6.2	Occupied Bandwidth	37
6.3	Band Edge Compliance	60
6.4	Peak-to-Average Power Ratio (PAPR)	87
6.5	Frequency Stability	91
6.6	Spurious Emissions at Antenna Terminals	99
6.7	Radiates Spurious Emission	109
7	Main Test Instruments	119
	ANNEX A: The EUT Appearance	120
	ANNEX B: Test Setup Photos	121



Summary of Measurement Results

Number	Test Case	Clause in FCC rules	Verdict
1	RF Power Output and Effective Isotropic Radiated Power	2.1046 /27.50(d)(4) /27.50(h)(2)	PASS
2	Occupied Bandwidth	2.1049	PASS
3	Band Edge Compliance	27.53(h) /27.53(m)	PASS
4	Peak-to-Average Power Ratio	27.50(d)/KDB971168 D01(5.7)	PASS
5	Frequency Stability	2.1055 / 27.54	PASS
6	Spurious Emissions at Antenna Terminals	2.1051 /27.53(h) /27.53(m)	PASS
7	Radiates Spurious Emission	2.1053 /27.53(h) /27.53(m)	PASS

Date of Testing: June 22, 2022 ~ July 2, 2022

Date of Sample Received: June 16, 2022

Note: PASS: The EUT complies with the essential requirements in the standard.

FAIL: The EUT does not comply with the essential requirements in the standard.

All indications of Pass/Fail in this report are opinions expressed by TA Technology (Shanghai) Co., Ltd. based on interpretations and/or observations of test results. Measurement Uncertainties were not taken into account and are published for informational purposes only.



1 Test Laboratory

1.1 Notes of the Test Report

This report shall not be reproduced in full or partial, without the written approval of **TA technology (shanghai) co., Ltd.** The results documented in this report apply only to the tested sample, under the conditions and modes of operation as described herein .Measurement Uncertainties were not taken into account and are published for informational purposes only. This report is written to support regulatory compliance of the applicable standards stated above.

1.2. Test facility

FCC (Designation number: CN1179, Test Firm Registration Number: 446626)

TA Technology (Shanghai) Co., Ltd. has been listed on the US Federal Communications Commission list of test facilities recognized to perform measurements.

A2LA (Certificate Number: 3857.01)

TA Technology (Shanghai) Co., Ltd. has been listed by American Association for Laboratory Accreditation to perform measurement.

1.3 Testing Location

Company: TA Technology (Shanghai) Co., Ltd.
Address: Building 3, No.145, Jintang Rd, Tangzhen Industry Park, Pudong Shanghai, China
City: Shanghai
Post code: 201201
Country: P. R. China
Contact: Xu Kai
Telephone: +86-021-50791141/2/3
Fax: +86-021-50791141/2/3-8000
Website: <http://www.ta-shanghai.com>
E-mail: xukai@ta-shanghai.com

2 General Description of Equipment under Test

2.1 Applicant and Manufacturer Information

Applicant	Xiaomi Communications Co., Ltd.
Applicant address	019, 9th Floor, Building 6, 33 Xi'erqi Middle Road, Haidian District, Beijing, China, 100085
Manufacturer	Xiaomi Communications Co., Ltd.
Manufacturer address	#019, 9th Floor, Building 6, 33 Xi'erqi Middle Road, Haidian District, Beijing, China, 100085

2.2 General information

EUT Description			
Model	220733SL		
IMEI:	IMEI 1: 869674060125087 IMEI 2: 869674060125095		
Hardware Version	P1.1		
Software Version	Android 12		
Antenna Type	PIFA Antenna		
Antenna Gain	Band	Low Antenna	Upper Antenna
	WCDMA Band IV	-1.2 dBi	-0.2 dBi
	LTE Band 4	-1.2 dBi	-0.2 dBi
	LTE Band 7	-0.9 dBi	-0.1 dBi
	LTE Band 38	-1.9 dBi	0.2 dBi
	LTE Band 41	-0.9 dBi	1.1 dBi
Test Mode(s)	WCDMA Band IV; LTE Band 4/7/38/41;		
Test Modulation	(WCDMA) BPSK, QPSK; (LTE) QPSK, 16QAM;		
HSDPA UE Category	24		
HSUPA UE Category	7		
LTE Category	4		
Maximum E.I.R.P.	WCDMA Band IV:	23.73 dBm	
	LTE Band 4:	23.72 dBm	
	LTE Band 7:	23.90 dBm	
	LTE Band 38:	24.12 dBm	
	LTE Band 41:	24.96 dBm	
Rated Power Supply Voltage	3.85V		
Operating Voltage	Minimum: 3.6V Maximum: 4.4V		
Operating Temperature	Lowest: 0°C Highest: +40°C		



Testing Temperature	Lowest: -30°C Highest: +50°C		
Operating Frequency Range(s)	Mode	Tx (MHz)	Rx (MHz)
	WCDMA Band IV	1710 ~ 1755	2110 ~ 2155
	LTE Band 4	1710 ~ 1755	2110 ~ 2155
	LTE Band 7	2500 ~ 2570	2620 ~ 2690
	LTE Band 38	2570 ~ 2620	2570 ~ 2620
	LTE Band 41	2496 ~ 2690	2496 ~ 2690
<p>Note: 1. The EUT is sent from the applicant to TA and the information of the EUT is declared by the applicant.</p> <p>2. Low antenna and Upper antenna can't transmit simultaneously.</p>			

Item	Configure 1	Configure 2
WIFI test socket	support	remove
PL sensor	support	remove
Note: This report only records data for Configure 1.		



3 Applied Standards

According to the specifications of the manufacturer, it must comply with the requirements of the following standards:

Test standards:

FCC CFR47 Part 27C (2021)

FCC CFR47 Part 2 (2021)

Reference standard:

ANSI C63.26-2015

KDB 971168 D01 Power Meas License Digital Systems v03r01

4 Test Configuration

There is more than one SIM card slot, each one should be applied throughout the compliance test respectively, and however, only the worst case (SIM 1) will be recorded in this report

Radiated measurements are performed by rotating the EUT in three different orthogonal test planes. EUT stand-up position (Z axis), lie-down position (X, Y axis). Receiver antenna polarization (horizontal and vertical), the worst emission was found in position (X axis, horizontal polarization for Low Antenna; Z axis, horizontal polarization for Upper Antenna WCDMA Band; X axis, horizontal polarization for Upper Antenna LTE Band) and the worst case was recorded.

All mode and data rates and positions and RB size and modulations were investigated.

Subsequently, only the worst case emissions are reported.

The following testing in WCDMA/LTE is set based on the maximum RF Output Power.

The following testing in different Bandwidth is set to detail in the following table:

Test modes are chosen to be reported as the worst case configuration below:

Test items	Modes/Modulation
	WCDMA Band IV
RF Power Output and Effective Isotropic Radiated Power	RMC HSDPA/HSUPA DC-HSDPA
Occupied Bandwidth	RMC
Band Edge Compliance	RMC
Peak-to-Average Power Ratio	RMC
Frequency Stability	RMC
Spurious Emissions at Antenna Terminals	RMC
Radiates Spurious Emission	RMC



Test modes are chosen to be reported as the worst case configuration below for LTE Band 4/7/38/41:

Test items	Modes	Bandwidth (MHz)						Modulation		RB			Test Channel		
		1.4	3	5	10	15	20	QPSK	16QAM	1	50%	100%	L	M	H
RF Power Output and Effective Isotropic Radiated Power	LTE 4	O	O	O	O	O	O	O	O	O	O	O	O	O	O
	LTE 7	-	-	O	O	O	O	O	O	O	O	O	O	O	O
	LTE 38	-	-	O	O	O	O	O	O	O	O	O	O	O	O
	LTE 41	-	-	O	O	O	O	O	O	O	O	O	O	O	O
Occupied Bandwidth	LTE 4	O	O	O	O	O	O	O	O	-	-	O	O	O	O
	LTE 7	-	-	O	O	O	O	O	O	-	-	O	O	O	O
	LTE 38	-	-	O	O	O	O	O	O	-	-	O	O	O	O
	LTE 41	-	-	O	O	O	O	O	O	-	-	O	O	O	O
Band Edge Compliance	LTE 4	O	O	O	O	O	O	O	O	O	-	O	O	-	O
	LTE 7	-	-	O	O	O	O	O	O	O	-	O	O	-	O
	LTE 38	-	-	O	O	O	O	O	O	O	-	O	O	-	O
	LTE 41	-	-	O	O	O	O	O	O	O	-	O	O	-	O
Peak-to-Average Power Ratio	LTE 4	O	O	O	O	O	O	O	O	-	-	O	O	O	O
	LTE 7	-	-	O	O	O	O	O	O	-	-	O	O	O	O
	LTE 38	-	-	O	O	O	O	O	O	-	-	O	O	O	O
	LTE 41	-	-	O	O	O	O	O	O	-	-	O	O	O	O
Frequency Stability	LTE 4	O	O	O	O	O	O	O	O	O	-	-	-	O	-
	LTE 7	-	-	O	O	O	O	O	O	O	-	-	-	O	-
	LTE 38	-	-	O	O	O	O	O	O	O	-	-	-	O	-
	LTE 41	-	-	O	O	O	O	O	O	O	-	-	-	O	-
Spurious Emissions at Antenna Terminals	LTE 4	O	O	O	O	O	O	O	-	O	-	-	O	O	O
	LTE 7	-	-	O	O	O	O	O	-	O	-	-	O	O	O
	LTE 38	-	-	O	O	O	O	O	-	O	-	-	O	O	O
	LTE 41	-	-	O	O	O	O	O	-	O	-	-	O	O	O
Radiates Spurious Emission	LTE 4	O	-	O	-	-	O	O	-	O	-	-	-	O	-
	LTE 7	-	-	O	-	-	O	O	-	O	-	-	-	O	-
	LTE 38	-	-	O	-	-	O	O	-	O	-	-	-	O	-
	LTE 41	-	-	O	-	-	O	O	-	O	-	-	-	O	-
Note	1. The mark "O" means that this configuration is chosen for testing. 2. The mark "-" means that this configuration is not testing.														

5 Test Case

5.1 RF Power Output and Effective Isotropic Radiated Power

Ambient condition

Temperature	Relative humidity	Pressure
23°C ~25°C	45%~50%	101.5kPa

Methods of Measurement

During the process of the testing, The EUT was connected to the Base Station Simulator with a known loss. The EUT is controlled by the Base Station Simulator test set to ensure max power transmission with proper modulation.

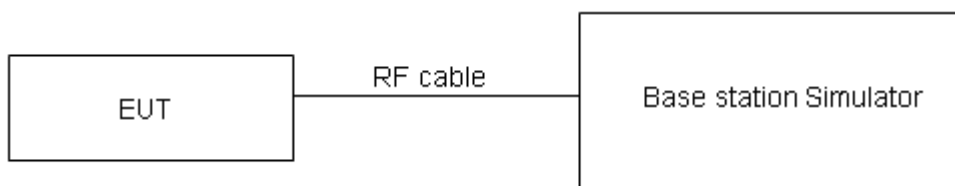
ERP can then be calculated as follows:

$$\text{EIRP (dBm)} = \text{Output Power (dBm)} - \text{Losses (dB)} + \text{Antenna Gain (dBi)}$$

where:dBd refers to gain relative to an ideal dipole.

$$\text{EIRP (dBm)} = \text{ERP (dBm)} + 2.15 \text{ (dB.)}$$

Test Setup



Limits

No specific RF power output requirements in part 2.1046.

Rule Part 27.50(d) (4) specifies that “Fixed, mobile and portable (hand-held) stations operating in the 1710–1755 MHz band are limited to 1 watt EIRP”

Rule Part 27.50(h) (2) specifies that “Mobile and other user stations. Mobile stations are limited to 2.0 watts EIRP. All user stations are limited to 2.0 watts transmitter output power.”

Part 27.50(d)(4)Limit	≤ 1 W (30 dBm)
Part 27.50(h)(2) Limit	≤ 2 W (33 dBm)

Measurement Uncertainty

The assessed measurement uncertainty to ensure 95% confidence level for the normal distribution is with the coverage factor $k = 2$, $U=0.4$ dB for RF power output, $k = 2$, $U= 1.19$ dB for ERP/EIRP.

Test Results

Refer to the section 6.1 of this report for test data.

5.2 Occupied Bandwidth

Ambient condition

Temperature	Relative humidity	Pressure
23°C ~25°C	45%~50%	101.5kPa

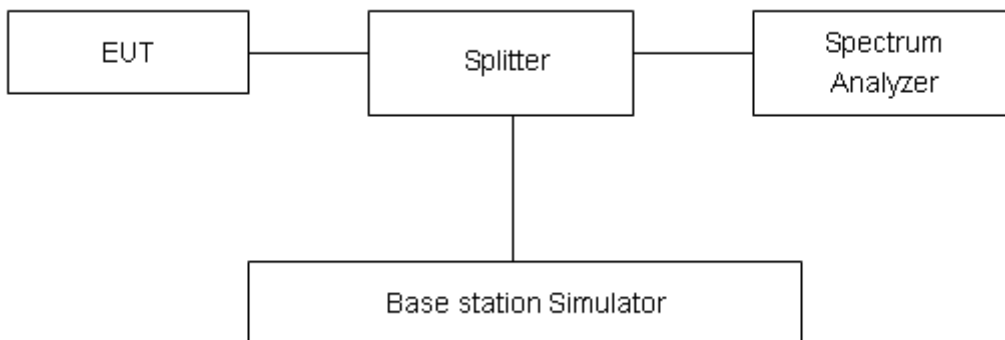
Method of Measurement

The EUT was connected to Spectrum Analyzer and Base Station Simulator via power Splitter. The occupied bandwidth is measured using spectrum analyzer.

RBW is set to $\geq 1\%EBW$, VBW is set to 3x RBW.

99% power and -26dBc occupied bandwidths are recorded. Spectrum analyzer plots are included on the following pages.

Test Setup



Limits

No specific occupied bandwidth requirements in part 2.1049.

Measurement Uncertainty

The assessed measurement uncertainty to ensure 95% confidence level for the normal distribution is with the coverage factor $k = 2$, $U=624\text{Hz}$.

Test Results

Refer to the section 6.2 of this report for test data.

5.3 Band Edge Compliance

Ambient condition

Temperature	Relative humidity	Pressure
23°C ~25°C	45%~50%	101.5kPa

Method of Measurement

The EUT was connected to Spectrum Analyzer and Base Station Simulator via power Splitter. The band edge of the lowest and highest channels were measured.

The testing follows KDB 971168 D01 v03r01 Section 6.0

The EUT was connected to spectrum analyzer and system simulator via a power divider.

The band edges of low and high channels for the highest RF powers were measured.

For LTE Band 7/38 set RBW \geq 1% EBW in the 1MHz band immediately outside and adjacent to the band edge. Beyond the 1 MHz band from the band edge, RBW=1MHz was used.

For LTE Band 41 the middle channel, high channel set RBW \geq 1% EBW in the 1MHz band immediately outside and adjacent to the band edge. Beyond the 1 MHz band from the band edge, RBW=1MHz was used; Low channel set RBW \geq 2% EBW in the 1MHz band immediately outside and adjacent to the band edge. Beyond the 1 MHz band from the band edge, RBW=1MHz was used. RBW is set to \geq 1%EBW, VBW is set to 3x RBW.

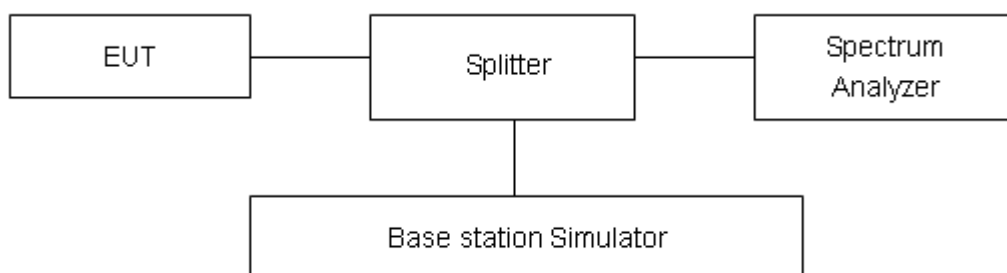
on spectrum analyzer.

Set spectrum analyzer with RMS detector.

The RF fundamental frequency should be excluded against the limit line in the operating frequency band.

Checked that all the results comply with the emission limit line.

Test Setup



Limits

Rule Part 27.53(i) By a factor of not less than 43 + 10 log (P) dB on all frequencies between 2305 and 2320 MHz.

Rule Part 27.53(h) specifies that “ for operations in the 1695-1710 MHz, 1710-1755 MHz, 1755-1780 MHz, 1915-1920 MHz, 1995-2000 MHz, 2000-2020 MHz, 2110-2155 MHz, 2155-2180 MHz, and 2180-2200 bands, the power of any emission outside a licensee’s frequency block shall be



attenuated below the transmitter power (P) in watts by at least $43 + 10 \log_{10}(P)$ dB”

Rule Part 27.53(m) (4) specifies that “for BRS and EBS stations. For mobile digital stations, the attenuation factor shall be not less than $40 + 10 \log(P)$ dB on all frequencies between the channel edge and 5 megahertz from the channel edge, $43 + 10 \log(P)$ dB on all frequencies between 5 megahertz and X megahertz from the channel edge, and $55 + 10 \log(P)$ dB on all frequencies more than X megahertz from the channel edge, where X is the greater of 6 megahertz or the actual emission bandwidth as defined in paragraph (m)(4) of this section. In addition, the attenuation factor shall not be less than $43 + 10 \log(P)$ dB on all frequencies between 2490.5 MHz and 2496 MHz and $55 + 10 \log(P)$ dB at or below 2490.5 MHz. Mobile Satellite Service licensees operating on frequencies below 2495 MHz may also submit a documented interference complaint against BRS licensees operating on channel BRS Channel 1 on the same terms and conditions as adjacent channel BRS or EBS licensees.

Example:

The limit line is derived from $43 + 10 \log(P)$ dB below the transmitter power P(Watts)

= P(W)- [$43 + 10 \log(P)$] (dB)

= [$30 + 10 \log(P)$] (dBm) - [$43 + 10 \log(P)$] (dB) = -13dBm.

Measurement Uncertainty

The assessed measurement uncertainty to ensure 95% confidence level for the normal distribution is with the coverage factor $k = 1.96$, $U=0.684$ dB.

Test Results

Refer to the section 6.3 of this report for test data.

5.4 Peak-to-Average Power Ratio (PAPR)

Ambient condition

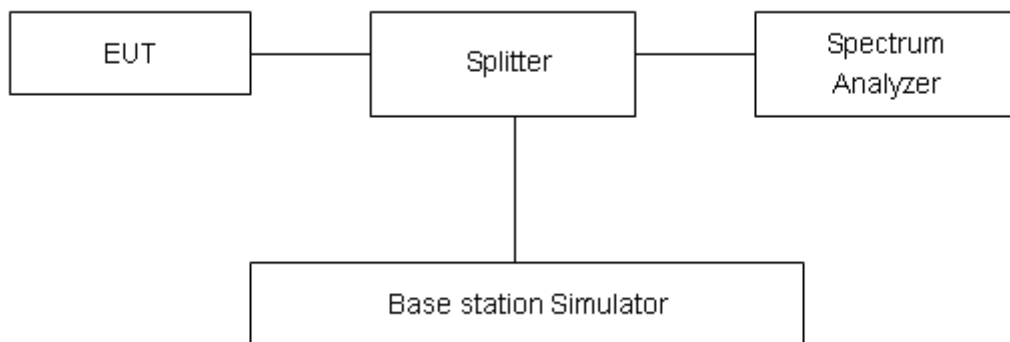
Temperature	Relative humidity	Pressure
23°C ~25°C	45%~50%	101.5kPa

Methods of Measurement

Measure the total peak power and record as PPk. And measure the total average power and record as PAvg. Both the peak and average power levels must be expressed in the same logarithmic units (e.g., dBm). Determine the PAPR from:

$$PAPR (dB) = PPk (dBm) - PAvg (dBm).$$

Test Setup



Limits

Rule Part 27.50(d)(5) Equipment employed must be authorized in accordance with the provisions of 24.51. Power measurements for transmissions by stations authorized under this section may be made either in accordance with a Commission-approved average power technique or in compliance with paragraph (d)(6) of this section. In measuring transmissions in this band using an average power technique, the peak-to-average ratio (PAR) of the transmission may not exceed 13 dB.

Measurement Uncertainty

The assessed measurement uncertainty to ensure 95% confidence level for the normal distribution is with the coverage factor $k = 2$, $U = 0.4$ dB.

Test Results

Refer to the section 6.4 of this report for test data.

5.5 Frequency Stability

Ambient condition

Temperature	Relative humidity	Pressure
23°C ~25°C	45%~50%	101.5kPa

Method of Measurement

Frequency Stability (Temperature Variation)

The temperature inside the climate chamber is varied from -30°C to +50°C in 10°C step size.

- (1) With all power removed, the temperature was decreased to -10°C and permitted to stabilize for three hours.
- (2) Measure the carrier frequency with the test equipment in a “call mode”. These measurements should be made within 1 minute of powering up the mobile station, to prevent significant self warming.
- (3) Repeat the above measurements at 10°C increments from -30°C to +50°C. Allow at least 1.5 hours at each temperature, un-powered, before making measurements.

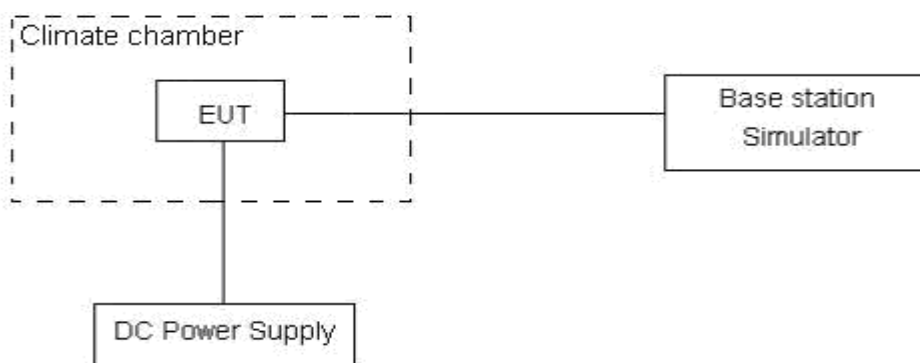
Frequency Stability (Voltage Variation)

The frequency stability shall be measured with variation of primary supply voltage as follows:

Primary Supply Voltage: The primary supply voltage is varied from 85% to 115% of the nominal value for non hand-carried battery and AC powered equipment. For hand-carried, battery-powered equipment, primary supply voltage is reduced to the battery operating end point which shall be specified by the manufacturer.

This transceiver is specified to operate with an input voltage of between 3.6 V and 4.4 V, with a nominal voltage of 3.85V.

Test setup



Limits

The frequency stability shall be sufficient to ensure that the fundamental emissions stay within the authorized bands of operation.

Measurement Uncertainty

The assessed measurement uncertainty to ensure 99.75% confidence level for the normal distribution is with the coverage factor $k = 3, U = 0.01\text{ppm}$.

Test Results

Refer to the section 6.5 of this report for test data.

5.6 Spurious Emissions at Antenna Terminals

Ambient condition

Temperature	Relative humidity	Pressure
23°C ~25°C	45%~50%	101.5kPa

Method of Measurement

The EUT was connected to Spectrum Analyzer and Base Station Simulator via power Splitter. The measurement is carried out using a spectrum analyzer. The spectrum analyzer scans from 9kHz to the 10th harmonic of the carrier. The peak detector is used.

RBW is set to 100kHz, VBW is set to 300kHz for 30MHz~1GHz

RBW is set to 1MHz, VBW is set to 3MHz for above 1GHz, Sweep is set to ATUO.

RBW is set to 1 kHz (0.009MHz~ 0.15 MHz),

RBW is set to 10 kHz (0.15 MHz~ 30 MHz)

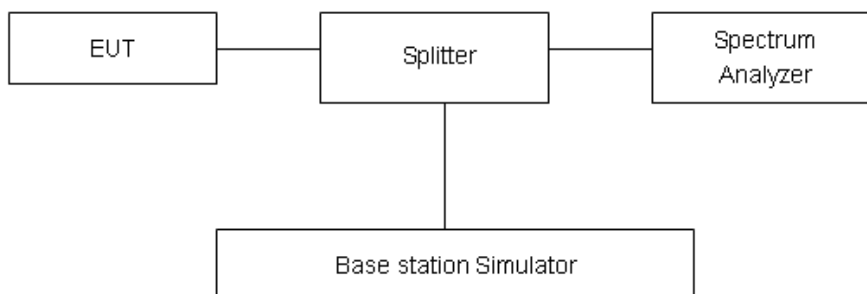
RBW is set to 100 kHz (30MHz~1000 MHz)

RBW is set to 1000 kHz (above 1000MHz)

Of those disturbances below (limit – 20 dB), the mark is not required for the EUT.

The modulation mode and RB allocation refer to section 5.1, using the maximum output power configuration.

Test setup



Limits

Rule Part 27.53(h) specifies that “for operations in the 1695-1710 MHz, 1710-1755 MHz, 1755-1780 MHz, 1915-1920 MHz, 1995-2000 MHz, 2000-2020 MHz, 2110-2155 MHz, 2155-2180 MHz, and 2180-2200 bands, the power of any emission outside a licensee's frequency block shall be attenuated below the transmitter power (P) in watts by at least $43 + 10 \log_{10}(P)$ dB..”

Rule Part 27.53(m) $55 + 10 \log(P)$ dB on all frequencies more than X megahertz from the channel edge, where X is the greater of 6 megahertz or the actual emission bandwidth as defined in paragraph (m)(4) of this section.

Part 27.53(h) Limit	-13 dBm
Part 27.53(m) Limit	-25 dBm



Measurement Uncertainty

The assessed measurement uncertainty to ensure 99.75% confidence level for the normal distribution is with the coverage factor $k = 1.96$.

Frequency	Uncertainty
9kHz-1GHz	0.684 dB
1GHz-30GHz	1.407 dB

Test Results

Refer to the section 6.6 of this report for test data.



5.7 Radiates Spurious Emission

Ambient condition

Temperature	Relative humidity	Pressure
23°C ~25°C	45%~50%	101.5kPa

Method of Measurement

- The testing follows FCC KDB 971168 D01 v03r01 Section 5.8 and ANSI C63.26-2015.
- Below 1GHz: The EUT is placed on a turntable 0.8 meters above the ground in the chamber, 3 meter away from the antenna. The maximal emission value is acquired by adjusting the antenna height, polarisation and turntable azimuth. Normally, the height range of antenna is 1 m to 4 m, the azimuth range of turntable is 0° to 360°, and the receive antenna has two polarizations Vertical (V) and Horizontal (H). Above 1GHz: (Note: the FCC's permission to use 1.5m as an alternative per TCBC Conf call of Dec. 2, 2014.) The EUT is placed on a turntable 1.5 meters above the ground in the chamber, 3 meter away from the antenna. The maximal emission value is acquired by adjusting the antenna height, polarisation and turntable azimuth. Normally, the height range of antenna is 1 m to 4 m, the azimuth range of turntable is 0° to 360°, and the receive antenna has two polarizations Vertical (V) and Horizontal (H).
- A loop antenna, A log-periodic antenna or horn antenna shall be substituted in place of the EUT. The log-periodic antenna will be driven by a signal generator and the level will be adjusted till the same power value on the spectrum analyzer or receiver. The level of the spurious emissions can be calculated through the level of the signal generator, cable loss, the gain of the substitution antenna and the reading of the spectrum analyzer or receiver.
- The EUT is then put into continuously transmitting mode at its maximum power level during the test. Set Test Receiver or Spectrum RBW=100kHz, VBW=300kHz for 30MHz to 1GHz and RBW=1MHz, VBW=3MHz for above 1GHz, and the maximum value of the receiver should be recorded as (Pr).
- The EUT shall be replaced by a substitution antenna. In the chamber, an substitution antenna for the frequency band of interest is placed at the reference point of the chamber. An RF Signal source for the frequency band of interest is connected to the substitution antenna with a cable that has been constructed to not interfere with the radiation pattern of the antenna. A power (PMea) is applied to the input of the substitution antenna, and adjust the level of the signal generator output until the value of the receiver reach the previously recorded (Pr). The power of signal source (PMea) is recorded. The test should be performed by rotating the test item and adjusting the receiving antenna polarization.
- A amplifier should be connected to the Signal Source output port. And the cable should be connect between the Amplifier and the Substitution Antenna. The cable loss (Pcl) ,the Substitution Antenna Gain (Ga) and the Amplifier Gain (PAg) should be recorded after test.
- The measurement results are obtained as described below:

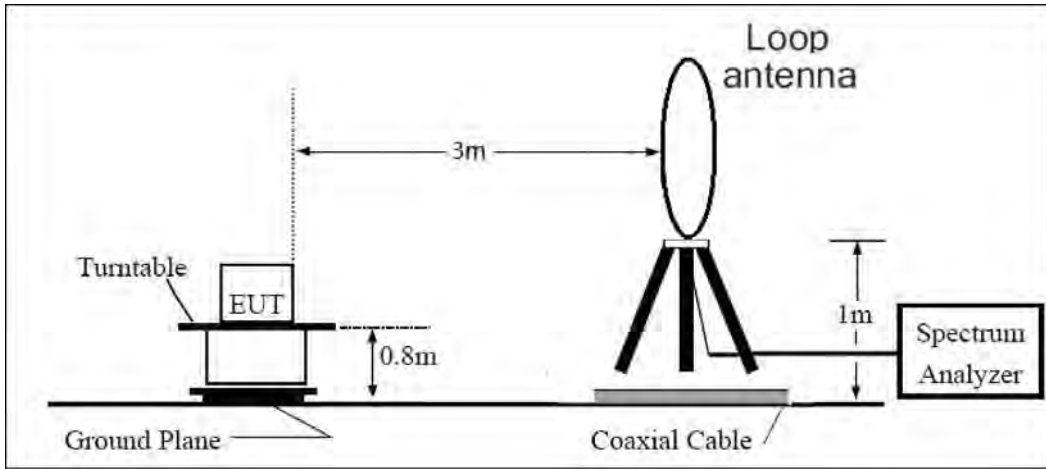
$$\text{Power(EIRP)} = \text{PMea} - \text{PAg} - \text{Pcl} + \text{Ga}$$
 The measurement results are amend as described below:

$$\text{Power(EIRP)} = \text{PMea} - \text{Pcl} + \text{Ga}$$
- This value is EIRP since the measurement is calibrated using an antenna of known gain (2.15 dB) and known input power. ERP can be calculated from EIRP by subtracting the gain of the dipole, $\text{ERP} = \text{EIRP} - 2.15\text{dB}$.

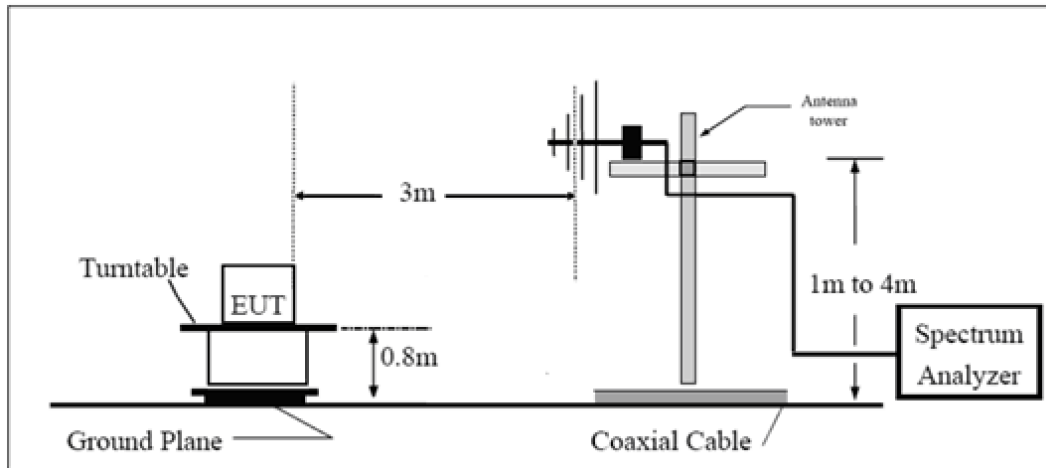
The modulation mode and RB allocation refer to section 5.1, using the maximum output power configuration.

Test setup

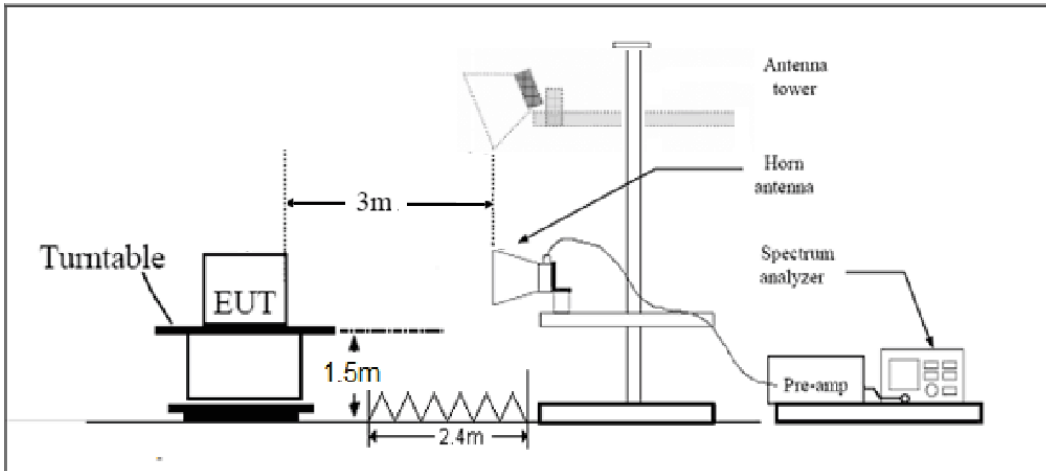
9KHz~ 30MHz



30MHz~ 1GHz



Above 1GHz



Note: Area side:2.4mX3.6m



Limits

Rule Part 27.53(h) specifies that “for operations in the 1695-1710 MHz, 1710-1755 MHz, 1755-1780 MHz, 1915-1920 MHz, 1995-2000 MHz, 2000-2020 MHz, 2110-2155 MHz, 2155-2180 MHz, and 2180-2200 bands, the power of any emission outside a licensee's frequency block shall be attenuated below the transmitter power (P) in watts by at least $43 + 10 \log_{10} (P)$ dB.”

Rule Part 27.53(m) $55 + 10 \log (P)$ dB on all frequencies more than X megahertz from the channel edge, where X is the greater of 6 megahertz or the actual emission bandwidth as defined in paragraph (m)(4) of this section.

Part 27.53(h) Limit	-13 dBm
Part 27.53(m) Limit	-25 dBm

Measurement Uncertainty

The assessed measurement uncertainty to ensure 95% confidence level for the normal distribution is with the coverage factor $k = \pm 1.96$, $U = \pm 3.55$ dB.

Test Results

Refer to the section 6.7 of this report for test data.



6 Test Results

6.1 RF Power Output and Effective Isotropic Radiated Power

WCDMA Band IV Low Antenna		Maximum Output Power (dBm)			EIRP (dBm)		
		Channel/Frenqucy(MHz)			Channel/Frenqucy(MHz)		
		1312/1712.4	1413/1732.6	1513/1752.6	1312/1712.4	1413/1732.6	1513/1752.6
RMC	12.2k	22.87	22.96	22.83	21.67	21.76	21.63
AMR	12.2k	22.77	22.87	22.70	21.57	21.67	21.50
HSDPA	Subtest 1	22.29	22.38	22.25	21.09	21.18	21.05
	Subtest 2	22.28	22.37	22.24	21.08	21.17	21.04
	Subtest 3	21.77	21.86	21.73	20.57	20.66	20.53
	Subtest 4	21.76	21.85	21.72	20.56	20.65	20.52
HSUPA	Subtest 1	20.85	20.94	20.81	19.65	19.74	19.61
	Subtest 2	20.44	20.53	20.40	19.24	19.33	19.20
	Subtest 3	21.42	21.52	21.39	20.22	20.32	20.19
	Subtest 4	19.81	19.91	19.78	18.61	18.71	18.58
	Subtest 5	21.40	21.50	21.37	20.20	20.30	20.17
DC-HSDPA	Subtest 1	22.21	22.32	22.17	21.01	21.12	20.97
	Subtest 2	22.20	22.31	22.16	21.00	21.11	20.96
	Subtest 3	21.78	21.80	21.67	20.58	20.60	20.47
	Subtest 4	21.77	21.79	21.66	20.57	20.59	20.46

WCDMA Band IV Upper Antenna		Maximum Output Power (dBm)			EIRP (dBm)		
		Channel/Frenqucy(MHz)			Channel/Frenqucy(MHz)		
		1312/1712.4	1413/1732.6	1513/1752.6	1312/1712.4	1413/1732.6	1513/1752.6
RMC	12.2k	23.89	23.93	23.86	23.69	23.73	23.66
AMR	12.2k	23.79	23.84	23.73	23.59	23.64	23.53
HSDPA	Subtest 1	23.31	23.35	23.28	23.11	23.15	23.08
	Subtest 2	23.30	23.34	23.27	23.10	23.14	23.07
	Subtest 3	22.79	22.83	22.76	22.59	22.63	22.56
	Subtest 4	22.78	22.82	22.75	22.58	22.62	22.55
HSUPA	Subtest 1	21.87	21.91	21.84	21.67	21.71	21.64
	Subtest 2	21.46	21.50	21.43	21.26	21.30	21.23
	Subtest 3	22.44	22.49	22.42	22.24	22.29	22.22
	Subtest 4	20.83	20.88	20.81	20.63	20.68	20.61
	Subtest 5	22.42	22.47	22.40	22.22	22.27	22.20
DC-HSDPA	Subtest 1	23.23	23.29	23.20	23.03	23.09	23.00
	Subtest 2	23.22	23.28	23.19	23.02	23.08	22.99
	Subtest 3	22.80	22.77	22.70	22.60	22.57	22.50
	Subtest 4	22.79	22.76	22.69	22.59	22.56	22.49



LTE Band 4 Low Antenna				Maximum Output Power (dBm)			EIRP (dBm)			
Bandwidth	Modulation	RB allocation	offset	Channel/Frequency(MHz)			Channel/Frequency(MHz)			
				19957/1710	20175/1732	20393/1754	19957/1710	20175/1732	20393/1754	
1.4MHz	QPSK	1	0	22.86	22.97	22.89	21.66	21.77	21.69	
		1	2	23.24	23.19	23.09	22.04	21.99	21.89	
		1	5	22.77	22.71	22.75	21.57	21.51	21.55	
		3	0	23.11	23.12	23.14	21.91	21.92	21.94	
		3	2	23.08	23.16	23.08	21.88	21.96	21.88	
		3	3	23.05	23.10	22.91	21.85	21.90	21.71	
	16QAM	1	0	22.17	22.24	22.17	20.97	21.04	20.97	
		1	2	22.48	22.40	22.37	21.28	21.20	21.17	
		1	5	22.07	21.95	22.15	20.87	20.75	20.95	
		3	0	22.14	22.08	22.14	20.94	20.88	20.94	
		3	2	22.13	22.09	22.07	20.93	20.89	20.87	
		3	3	22.08	22.08	21.92	20.88	20.88	20.72	
	3MHz	QPSK	1	0	22.88	23.01	22.92	21.68	21.81	21.72
			1	7	23.22	23.22	23.13	22.02	22.02	21.93
1			14	22.80	22.76	22.79	21.60	21.56	21.59	
8			0	22.21	22.24	22.27	21.01	21.04	21.07	
8			4	22.20	22.26	22.20	21.00	21.06	21.00	
8			7	22.15	22.21	22.01	20.95	21.01	20.81	
16QAM		15	0	22.17	22.20	22.18	20.97	21.00	20.98	
		1	0	22.17	22.26	22.20	20.97	21.06	21.00	
		1	7	22.48	22.40	22.41	21.28	21.20	21.21	
		1	14	22.09	21.99	22.18	20.89	20.79	20.98	
		8	0	21.25	21.21	21.26	20.05	20.01	20.06	
		8	4	21.24	21.22	21.19	20.04	20.02	19.99	
5MHz		QPSK	8	7	21.18	21.20	21.05	19.98	20.00	19.85
			15	0	21.18	21.20	21.18	19.98	20.00	19.98
	1		0	22.85	22.99	22.88	21.65	21.79	21.68	
	1		13	23.20	23.18	23.10	22.00	21.98	21.90	
	QPSK	1	24	22.77	22.71	22.75	21.57	21.51	21.55	
		12	0	22.18	22.19	22.23	20.98	20.99	21.03	



		12	6	22.18	22.22	22.15	20.98	21.02	20.95
		12	13	22.13	22.19	21.97	20.93	20.99	20.77
		25	0	22.17	22.19	22.16	20.97	20.99	20.96
	16QAM	1	0	22.17	22.22	22.17	20.97	21.02	20.97
		1	13	22.48	22.38	22.38	21.28	21.18	21.18
		1	24	22.06	21.97	22.14	20.86	20.77	20.94
		12	0	21.23	21.17	21.23	20.03	19.97	20.03
		12	6	21.21	21.17	21.15	20.01	19.97	19.95
		12	13	21.15	21.15	21.01	19.95	19.95	19.81
		25	0	21.16	21.16	21.13	19.96	19.96	19.93
Bandwidth	Modulation	RB allocation	offset	Channel/Frequency(MHz)			Channel/Frequency(MHz)		
				20000/1715	20175/1732.5	20350/1750	20000/1715	20175/1732.5	20350/1750
10MHz	QPSK	1	0	22.87	23.00	22.91	21.67	21.80	21.71
		1	25	23.23	23.23	23.14	22.03	22.03	21.94
		1	49	22.79	22.75	22.78	21.59	21.55	21.58
		25	0	22.21	22.24	22.27	21.01	21.04	21.07
		25	13	22.21	22.27	22.19	21.01	21.07	20.99
		25	25	22.15	22.23	22.02	20.95	21.03	20.82
		50	0	22.21	22.21	22.20	21.01	21.01	21.00
	16QAM	1	0	22.21	22.25	22.19	21.01	21.05	20.99
		1	25	22.52	22.42	22.41	21.32	21.22	21.21
		1	49	22.09	21.99	22.17	20.89	20.79	20.97
		25	0	21.26	21.22	21.27	20.06	20.02	20.07
		25	13	21.23	21.21	21.18	20.03	20.01	19.98
		25	25	21.18	21.20	21.05	19.98	20.00	19.85
		50	0	21.19	21.21	21.17	19.99	20.01	19.97
Bandwidth	Modulation	RB allocation	offset	Channel/Frequency(MHz)			Channel/Frequency(MHz)		
				20025/1717.5	20175/1732.5	20325/1747.5	20025/1717.5	20175/1732.5	20325/1747.5
15MHz	QPSK	1	0	22.86	22.96	22.89	21.66	21.76	21.69
		1	38	23.21	23.22	23.11	22.01	22.02	21.91
		1	74	22.76	22.70	22.74	21.56	21.50	21.54
		36	0	22.19	22.20	22.24	20.99	21.00	21.04
		36	18	22.18	22.22	22.15	20.98	21.02	20.95
		36	39	22.12	22.20	21.98	20.92	21.00	20.78
		75	0	22.19	22.17	22.15	20.99	20.97	20.95
	16QAM	1	0	22.19	22.23	22.17	20.99	21.03	20.97
		1	38	22.50	22.39	22.39	21.30	21.19	21.19
		1	74	22.07	21.95	22.14	20.87	20.75	20.94
		36	0	21.23	21.20	21.24	20.03	20.00	20.04
		36	18	21.20	21.16	21.14	20.00	19.96	19.94
		36	39	21.16	21.16	21.02	19.96	19.96	19.82



Bandwidth	Modulation	RB allocation	offset	Channel/Frequency(MHz)			Channel/Frequency(MHz)		
				20050/1720	20175/1732	20300/1745	20050/1720	20175/1732	20300/1745
					.5			.5	
20MHz	QPSK	75	0	21.16	21.16	21.13	19.96	19.96	19.93
		1	0	22.83	22.92	22.86	21.63	21.72	21.66
		1	50	23.20	23.18	23.09	22.00	21.98	21.89
		1	99	22.74	22.69	22.71	21.54	21.49	21.51
		50	0	22.16	22.15	22.20	20.96	20.95	21.00
		50	25	22.16	22.18	22.12	20.96	20.98	20.92
		50	50	22.09	22.15	21.94	20.89	20.95	20.74
	16QAM	100	0	22.16	22.12	22.11	20.96	20.92	20.91
		1	0	22.16	22.19	22.12	20.96	20.99	20.92
		1	50	22.47	22.37	22.35	21.27	21.17	21.15
		1	99	22.04	21.92	22.12	20.84	20.72	20.92
		50	0	21.20	21.16	21.21	20.00	19.96	20.01
		50	25	21.17	21.14	21.11	19.97	19.94	19.91
		50	50	21.13	21.11	20.98	19.93	19.91	19.78
		100	0	21.14	21.12	21.10	19.94	19.92	19.90

LTE Band 4 Upper Antenna				Maximum Output Power (dBm)			EIRP (dBm)		
Bandwidth	Modulation	RB allocation	offset	Channel/Frequency(MHz)			Channel/Frequency(MHz)		
				19957/1710	20175/1732	20393/1754	19957/1710	20175/1732	20393/1754
				.7	.5	.3	.7	.5	.3
1.4MHz	QPSK	1	0	23.61	23.68	23.57	23.41	23.48	23.37
		1	2	23.89	23.88	23.84	23.69	23.68	23.64
		1	5	23.50	23.47	23.48	23.30	23.27	23.28
		3	0	23.85	23.83	23.84	23.65	23.63	23.64
		3	2	23.81	23.88	23.84	23.61	23.68	23.64
		3	3	23.75	23.83	23.71	23.55	23.63	23.51
		6	0	22.88	22.90	22.87	22.68	22.70	22.67
	16QAM	1	0	22.88	22.95	22.91	22.68	22.75	22.71
		1	2	22.90	22.95	22.96	22.70	22.75	22.76
		1	5	22.78	22.73	22.73	22.58	22.53	22.53
		3	0	22.87	22.81	22.87	22.67	22.61	22.67
		3	2	22.87	22.84	22.82	22.67	22.64	22.62
		3	3	22.84	22.82	22.70	22.64	22.62	22.50
		6	0	21.91	21.93	21.90	21.71	21.73	21.70
3MHz	QPSK	1	0	23.63	23.72	23.60	23.43	23.52	23.40
		1	7	23.87	23.91	23.88	23.67	23.71	23.68



		1	14	23.53	23.52	23.52	23.33	23.32	23.32
		8	0	22.95	22.95	22.97	22.75	22.75	22.77
		8	4	22.93	22.98	22.96	22.73	22.78	22.76
		8	7	22.85	22.94	22.81	22.65	22.74	22.61
		15	0	22.88	22.94	22.90	22.68	22.74	22.70
	16QAM	1	0	22.88	22.97	22.94	22.68	22.77	22.74
		1	7	22.90	22.95	23.00	22.70	22.75	22.80
		1	14	22.80	22.77	22.76	22.60	22.57	22.56
		8	0	21.98	21.94	21.99	21.78	21.74	21.79
		8	4	21.98	21.97	21.94	21.78	21.77	21.74
		8	7	21.94	21.94	21.83	21.74	21.74	21.63
		15	0	21.94	21.97	21.93	21.74	21.77	21.73
	Bandwidth	Modulation	RB allocation	offset	Channel/Frequency(MHz)			Channel/Frequency(MHz)	
19975/1712					20175/1732	20375/1752	19975/1712	20175/1732	20375/1752
				.5	.5	.5	.5	.5	.5
5MHz	QPSK	1	0	23.60	23.70	23.56	23.40	23.50	23.36
		1	13	23.85	23.87	23.85	23.65	23.67	23.65
		1	24	23.50	23.47	23.48	23.30	23.27	23.28
		12	0	22.92	22.90	22.93	22.72	22.70	22.73
		12	6	22.91	22.94	22.91	22.71	22.74	22.71
		12	13	22.83	22.92	22.77	22.63	22.72	22.57
		25	0	22.88	22.93	22.88	22.68	22.73	22.68
	16QAM	1	0	22.88	22.93	22.91	22.68	22.73	22.71
		1	13	22.90	22.93	22.97	22.70	22.73	22.77
		1	24	22.77	22.75	22.72	22.57	22.55	22.52
		12	0	21.96	21.90	21.96	21.76	21.70	21.76
		12	6	21.95	21.92	21.90	21.75	21.72	21.70
		12	13	21.91	21.89	21.79	21.71	21.69	21.59
		25	0	21.92	21.93	21.88	21.72	21.73	21.68
Bandwidth	Modulation	RB allocation	offset	Channel/Frequency(MHz)			Channel/Frequency(MHz)		
				20000/1715	20175/1732	20350/1750	20000/1715	20175/1732	20350/1750
				.5	.5	.5	.5	.5	.5
10MHz	QPSK	1	0	23.62	23.71	23.59	23.42	23.51	23.39
		1	25	23.88	23.92	23.89	23.68	23.72	23.69
		1	49	23.52	23.51	23.51	23.32	23.31	23.31
		25	0	22.95	22.95	22.97	22.75	22.75	22.77
		25	13	22.94	22.99	22.95	22.74	22.79	22.75
		25	25	22.85	22.96	22.82	22.65	22.76	22.62
	16QAM	50	0	22.92	22.95	22.92	22.72	22.75	22.72
		1	0	22.92	22.96	22.93	22.72	22.76	22.73
		1	25	22.94	22.97	23.00	22.74	22.77	22.80
		1	49	22.80	22.77	22.75	22.60	22.57	22.55
		25	0	21.99	21.95	22.00	21.79	21.75	21.80



Bandwidth	Modulation	RB allocation	offset	Channel/Frequency(MHz)			Channel/Frequency(MHz)		
				20025/1717	20175/1732	20325/1747	20025/1717	20175/1732	20325/1747
		25	13	21.97	21.96	21.93	21.77	21.76	21.73
		25	25	21.94	21.94	21.83	21.74	21.74	21.63
		50	0	21.95	21.98	21.92	21.75	21.78	21.72
Bandwidth	Modulation	RB allocation	offset	Channel/Frequency(MHz)			Channel/Frequency(MHz)		
				20025/1717	20175/1732	20325/1747	20025/1717	20175/1732	20325/1747
15MHz	QPSK	1	0	23.61	23.67	23.57	23.41	23.47	23.37
		1	38	23.86	23.91	23.86	23.66	23.71	23.66
		1	74	23.49	23.46	23.47	23.29	23.26	23.27
		36	0	22.93	22.91	22.94	22.73	22.71	22.74
		36	18	22.91	22.94	22.91	22.71	22.74	22.71
		36	39	22.82	22.93	22.78	22.62	22.73	22.58
		75	0	22.90	22.91	22.87	22.70	22.71	22.67
	16QAM	1	0	22.90	22.94	22.91	22.70	22.74	22.71
		1	38	22.92	22.94	22.98	22.72	22.74	22.78
		1	74	22.78	22.73	22.72	22.58	22.53	22.52
		36	0	21.96	21.93	21.97	21.76	21.73	21.77
		36	18	21.94	21.91	21.89	21.74	21.71	21.69
		36	39	21.92	21.90	21.80	21.72	21.70	21.60
		75	0	21.92	21.93	21.88	21.72	21.73	21.68
Bandwidth	Modulation	RB allocation	offset	Channel/Frequency(MHz)			Channel/Frequency(MHz)		
				20050/1720	20175/1732	20300/1745	20050/1720	20175/1732	20300/1745
20MHz	QPSK	1	0	23.58	23.63	23.54	23.38	23.43	23.34
		1	50	23.85	23.87	23.84	23.65	23.67	23.64
		1	99	23.47	23.45	23.44	23.27	23.25	23.24
		50	0	22.90	22.86	22.90	22.70	22.66	22.70
		50	25	22.89	22.90	22.88	22.69	22.70	22.68
		50	50	22.79	22.88	22.74	22.59	22.68	22.54
		100	0	22.87	22.86	22.83	22.67	22.66	22.63
	16QAM	1	0	22.87	22.90	22.86	22.67	22.70	22.66
		1	50	22.89	22.92	22.94	22.69	22.72	22.74
		1	99	22.75	22.70	22.70	22.55	22.50	22.50
		50	0	21.93	21.89	21.94	21.73	21.69	21.74
		50	25	21.91	21.89	21.86	21.71	21.69	21.66
		50	50	21.89	21.85	21.76	21.69	21.65	21.56
		100	0	21.90	21.89	21.85	21.70	21.69	21.65



LTE Band 7 Low Antenna				Maximum Output Power (dBm)			EIRP (dBm)		
Bandwidth	Modulation	RB allocation	offset	Channel/Frequency(MHz)			Channel/Frequency(MHz)		
				20775/2502 .5	21100/2535	21425/2567 .5	20775/2502 .5	21100/2535	21425/2567 .5
5MHz	QPSK	1	0	22.65	22.89	22.90	21.75	21.99	22.00
		1	13	23.10	23.23	23.30	22.20	22.33	22.40
		1	24	22.84	23.00	23.07	21.94	22.10	22.17
		12	0	22.03	22.23	22.33	21.13	21.33	21.43
		12	6	22.13	22.33	22.37	21.23	21.43	21.47
		12	13	22.18	22.29	22.25	21.28	21.39	21.35
		25	0	22.12	22.28	22.27	21.22	21.38	21.37
	16QAM	1	0	22.01	22.09	22.16	21.11	21.19	21.26
		1	13	22.49	22.45	22.56	21.59	21.55	21.66
		1	24	22.18	22.28	22.33	21.28	21.38	21.43
		12	0	21.09	21.22	21.29	20.19	20.32	20.39
		12	6	21.18	21.30	21.37	20.28	20.40	20.47
		12	13	21.17	21.27	21.21	20.27	20.37	20.31
		25	0	21.13	21.22	21.24	20.23	20.32	20.34
Bandwidth	Modulation	RB allocation	offset	Channel/Frequency(MHz)			Channel/Frequency(MHz)		
				20800/2505	21100/2535	21400/2565	20800/2505	21100/2535	21400/2565
10MHz	QPSK	1	0	22.67	22.90	22.93	21.77	22.00	22.03
		1	25	23.13	23.28	23.34	22.23	22.38	22.44
		1	49	22.86	23.04	23.10	21.96	22.14	22.20
		25	0	22.06	22.28	22.37	21.16	21.38	21.47
		25	13	22.16	22.38	22.41	21.26	21.48	21.51
		25	25	22.20	22.33	22.30	21.30	21.43	21.40
		50	0	22.16	22.30	22.31	21.26	21.40	21.41
	16QAM	1	0	22.05	22.12	22.18	21.15	21.22	21.28
		1	25	22.53	22.49	22.59	21.63	21.59	21.69
		1	49	22.21	22.30	22.36	21.31	21.40	21.46
		25	0	21.12	21.27	21.33	20.22	20.37	20.43
		25	13	21.20	21.34	21.40	20.30	20.44	20.50
		25	25	21.20	21.32	21.25	20.30	20.42	20.35
		50	0	21.16	21.27	21.28	20.26	20.37	20.38
Bandwidth	Modulation	RB allocation	offset	Channel/Frequency(MHz)			Channel/Frequency(MHz)		
				20825/2507 .5	21100/2535	21375/2562 .5	20825/2507 .5	21100/2535	21375/2562 .5
15MHz	QPSK	1	0	22.66	22.86	22.91	21.76	21.96	22.01
		1	38	23.11	23.27	23.31	22.21	22.37	22.41
		1	74	22.83	22.99	23.06	21.93	22.09	22.16
		36	0	22.04	22.24	22.34	21.14	21.34	21.44



Bandwidth	Modulation	RB allocation	offset	Channel/Frequency(MHz)			Channel/Frequency(MHz)		
				20850/2510	21100/2535	21350/2560	20850/2510	21100/2535	21350/2560
	16QAM	36	18	22.13	22.33	22.37	21.23	21.43	21.47
		36	39	22.17	22.30	22.26	21.27	21.40	21.36
		75	0	22.14	22.26	22.26	21.24	21.36	21.36
		1	0	22.03	22.10	22.16	21.13	21.20	21.26
		1	38	22.51	22.46	22.57	21.61	21.56	21.67
		1	74	22.19	22.26	22.33	21.29	21.36	21.43
		36	0	21.09	21.25	21.30	20.19	20.35	20.40
		36	18	21.17	21.29	21.36	20.27	20.39	20.46
		36	39	21.18	21.28	21.22	20.28	20.38	20.32
		75	0	21.13	21.22	21.24	20.23	20.32	20.34
20MHz	QPSK	1	0	22.63	22.82	22.88	21.73	21.92	21.98
		1	50	23.10	23.23	23.29	22.20	22.33	22.39
		1	99	22.81	22.98	23.03	21.91	22.08	22.13
		50	0	22.01	22.19	22.30	21.11	21.29	21.40
		50	25	22.11	22.29	22.34	21.21	21.39	21.44
		50	50	22.14	22.25	22.22	21.24	21.35	21.32
		100	0	22.11	22.21	22.52	21.21	21.31	21.62
	16QAM	1	0	22.00	22.06	22.11	21.10	21.16	21.21
		1	50	22.48	22.44	22.53	21.58	21.54	21.63
		1	99	22.16	22.23	22.31	21.26	21.33	21.41
		50	0	21.06	21.21	21.27	20.16	20.31	20.37
		50	25	21.14	21.27	21.33	20.24	20.37	20.43
		50	50	21.15	21.23	21.18	20.25	20.33	20.28
		100	0	21.11	21.18	21.21	20.21	20.28	20.31

LTE Band 7 Upper Antenna				Maximum Output Power (dBm)			EIRP (dBm)		
Bandwidth	Modulation	RB allocation	offset	Channel/Frequency(MHz)			Channel/Frequency(MHz)		
				20775/2502.5	21100/2535	21425/2567.5	20775/2502.5	21100/2535	21425/2567.5
5MHz	QPSK	1	0	23.29	23.48	23.51	23.19	23.38	23.41
		1	13	23.76	23.86	23.96	23.66	23.76	23.86
		1	24	23.52	23.62	23.69	23.42	23.52	23.59
		12	0	22.69	22.84	22.97	22.59	22.74	22.87
		12	6	22.74	22.87	23.01	22.64	22.77	22.91
		12	13	22.79	22.88	22.89	22.69	22.78	22.79
		25	0	22.69	22.88	22.95	22.59	22.78	22.85
	16QAM	1	0	22.55	22.75	22.86	22.45	22.65	22.76
		1	13	23.08	23.24	23.27	22.98	23.14	23.17
		1	24	22.76	22.98	22.96	22.66	22.88	22.86
		12	0	21.74	21.85	22.00	21.64	21.75	21.90



Bandwidth	Modulation	RB allocation	offset	Channel/Frequency(MHz)			Channel/Frequency(MHz)			
				20800/2505	21100/2535	21400/2565	20800/2505	21100/2535	21400/2565	
				12	6	21.80	21.89	22.07	21.70	21.79
		12	13	21.85	21.94	21.89	21.75	21.84	21.79	
		25	0	21.80	21.86	21.92	21.70	21.76	21.82	
10MHz	QPSK	1	0	23.31	23.49	23.54	23.21	23.39	23.44	
		1	25	23.79	23.91	24.00	23.69	23.81	23.90	
		1	49	23.54	23.66	23.72	23.44	23.56	23.62	
		25	0	22.72	22.89	23.01	22.62	22.79	22.91	
		25	13	22.77	22.92	23.05	22.67	22.82	22.95	
		25	25	22.81	22.92	22.94	22.71	22.82	22.84	
		50	0	22.73	22.90	22.99	22.63	22.80	22.89	
	16QAM	1	0	22.59	22.78	22.88	22.49	22.68	22.78	
		1	25	23.12	23.28	23.30	23.02	23.18	23.20	
		1	49	22.79	23.00	22.99	22.69	22.90	22.89	
		25	0	21.77	21.90	22.04	21.67	21.80	21.94	
		25	13	21.82	21.93	22.10	21.72	21.83	22.00	
		25	25	21.88	21.99	21.93	21.78	21.89	21.83	
		50	0	21.83	21.91	21.96	21.73	21.81	21.86	
15MHz	QPSK	1	0	23.30	23.45	23.52	23.20	23.35	23.42	
		1	38	23.77	23.90	23.97	23.67	23.80	23.87	
		1	74	23.51	23.61	23.68	23.41	23.51	23.58	
15MHz	16QAM	36	0	22.70	22.85	22.98	22.60	22.75	22.88	
		36	18	22.74	22.87	23.01	22.64	22.77	22.91	
		36	39	22.78	22.89	22.90	22.68	22.79	22.80	
		75	0	22.71	22.86	22.94	22.61	22.76	22.84	
		1	0	22.57	22.76	22.86	22.47	22.66	22.76	
		1	38	23.10	23.25	23.28	23.00	23.15	23.18	
		1	74	22.77	22.96	22.96	22.67	22.86	22.86	
	20MHz	QPSK	36	0	21.74	21.88	22.01	21.64	21.78	21.91
			36	18	21.79	21.88	22.06	21.69	21.78	21.96
			36	39	21.86	21.95	21.90	21.76	21.85	21.80
			75	0	21.80	21.86	21.92	21.70	21.76	21.82
20MHz	QPSK	1	0	23.27	23.41	23.49	23.17	23.31	23.39	
		1	50	23.76	23.86	23.95	23.66	23.76	23.85	
		1	99	23.49	23.60	23.65	23.39	23.50	23.55	
20MHz	QPSK	50	0	22.67	22.80	22.94	22.57	22.70	22.84	
		50	25	22.72	22.83	22.98	22.62	22.73	22.88	



		50	50	22.75	22.84	22.86	22.65	22.74	22.76
		100	0	22.68	22.81	22.90	22.58	22.71	22.80
	16QAM	1	0	22.54	22.72	22.81	22.44	22.62	22.71
		1	50	23.07	23.23	23.24	22.97	23.13	23.14
		1	99	22.74	22.93	22.94	22.64	22.83	22.84
		50	0	21.71	21.84	21.98	21.61	21.74	21.88
		50	25	21.76	21.86	22.03	21.66	21.76	21.93
		50	50	21.83	21.90	21.86	21.73	21.80	21.76
		100	0	21.78	21.82	21.89	21.68	21.72	21.79

LTE Band 38 Low Antenna				Maximum Output Power (dBm)			EIRP (dBm)		
Bandwidth	Modulation	RB allocation	offset	Channel/Frequency(MHz)			Channel/Frequency(MHz)		
				37775/2572 .5	38000/2595	38225/2617 .5	37775/2572 .5	38000/2595	38225/2617 .5
5MHz	QPSK	1	0	22.70	22.79	22.81	20.80	20.89	20.91
		1	13	23.11	23.12	23.22	21.21	21.22	21.32
		1	24	22.80	22.85	22.97	20.90	20.95	21.07
		12	0	22.07	22.09	22.17	20.17	20.19	20.27
		12	6	22.09	22.15	22.26	20.19	20.25	20.36
		12	13	22.08	22.13	22.23	20.18	20.23	20.33
		25	0	22.09	22.18	22.28	20.19	20.28	20.38
	16QAM	1	0	21.91	21.92	22.06	20.01	20.02	20.16
		1	13	22.30	22.34	22.44	20.40	20.44	20.54
		1	24	21.98	22.08	22.15	20.08	20.18	20.25
		12	0	21.11	21.14	21.23	19.21	19.24	19.33
		12	6	21.18	21.21	21.33	19.28	19.31	19.43
		12	13	21.08	21.16	21.28	19.18	19.26	19.38
		25	0	21.14	21.18	21.25	19.24	19.28	19.35
Bandwidth	Modulation	RB allocation	offset	Channel/Frequency(MHz)			Channel/Frequency(MHz)		
				37800/2575	38000/2595	38200/2615	37800/2575	38000/2595	38200/2615
10MHz	QPSK	1	0	22.72	22.80	22.84	20.82	20.90	20.94
		1	25	23.14	23.17	23.26	21.24	21.27	21.36
		1	49	22.82	22.89	23.00	20.92	20.99	21.10
		25	0	22.10	22.14	22.21	20.20	20.24	20.31
		25	13	22.12	22.20	22.30	20.22	20.30	20.40
		25	25	22.10	22.17	22.28	20.20	20.27	20.38
		50	0	22.13	22.20	22.32	20.23	20.30	20.42
	16QAM	1	0	21.95	21.95	22.08	20.05	20.05	20.18
		1	25	22.34	22.38	22.47	20.44	20.48	20.57
		1	49	22.01	22.10	22.18	20.11	20.20	20.28
		25	0	21.14	21.19	21.27	19.24	19.29	19.37
		25	13	21.20	21.25	21.36	19.30	19.35	19.46



Bandwidth	Modulation	RB allocation	offset	Channel/Frequency(MHz)			Channel/Frequency(MHz)		
				37825/2577 .5	38000/2595	38175/2612 .5	37825/2577 .5	38000/2595	38175/2612 .5
		25	25	21.11	21.21	21.32	19.21	19.31	19.42
		50	0	21.17	21.23	21.29	19.27	19.33	19.39
15MHz	QPSK	1	0	22.71	22.76	22.82	20.81	20.86	20.92
		1	38	23.12	23.16	23.23	21.22	21.26	21.33
		1	74	22.79	22.84	22.96	20.89	20.94	21.06
		36	0	22.08	22.10	22.18	20.18	20.20	20.28
		36	18	22.09	22.15	22.26	20.19	20.25	20.36
		36	39	22.07	22.14	22.24	20.17	20.24	20.34
		75	0	22.11	22.16	22.27	20.21	20.26	20.37
	16QAM	1	0	21.93	21.93	22.06	20.03	20.03	20.16
		1	38	22.32	22.35	22.45	20.42	20.45	20.55
		1	74	21.99	22.06	22.15	20.09	20.16	20.25
		36	0	21.11	21.17	21.24	19.21	19.27	19.34
		36	18	21.17	21.20	21.32	19.27	19.30	19.42
		36	39	21.09	21.17	21.29	19.19	19.27	19.39
		75	0	21.14	21.18	21.25	19.24	19.28	19.35
Bandwidth	Modulation	RB allocation	offset	Channel/Frequency(MHz)			Channel/Frequency(MHz)		
				37850/2580	38000/2595	38150/2610	37850/2580	38000/2595	38150/2610
20MHz	QPSK	1	0	22.68	22.72	22.79	20.78	20.82	20.89
		1	50	23.11	23.12	23.21	21.21	21.22	21.31
		1	99	22.77	22.83	22.93	20.87	20.93	21.03
		50	0	22.05	22.05	22.14	20.15	20.15	20.24
		50	25	22.07	22.11	22.23	20.17	20.21	20.33
		50	50	22.04	22.09	22.20	20.14	20.19	20.30
		100	0	22.08	22.11	22.23	20.18	20.21	20.33
	16QAM	1	0	21.90	21.89	22.01	20.00	19.99	20.11
		1	50	22.29	22.33	22.41	20.39	20.43	20.51
		1	99	21.96	22.03	22.13	20.06	20.13	20.23
		50	0	21.08	21.13	21.21	19.18	19.23	19.31
		50	25	21.14	21.18	21.29	19.24	19.28	19.39
		50	50	21.06	21.12	21.25	19.16	19.22	19.35
		100	0	21.12	21.14	21.22	19.22	19.24	19.32

LTE Band 38 Upper Antenna				Maximum Output Power (dBm)			EIRP (dBm)		
Bandwidth	Modulation	RB allocation	offset	Channel/Frequency(MHz)			Channel/Frequency(MHz)		
				37775/2572 .5	38000/2595	38225/2617 .5	37775/2572 .5	38000/2595	38225/2617 .5
5MHz	QPSK	1	0	23.44	23.49	23.52	23.64	23.69	23.72
		1	13	23.81	23.82	23.88	24.01	24.02	24.08



		1	24	23.53	23.51	23.54	23.73	23.71	23.74
		12	0	22.75	22.77	22.79	22.95	22.97	22.99
		12	6	22.81	22.85	22.86	23.01	23.05	23.06
		12	13	22.77	22.77	22.79	22.97	22.97	22.99
		25	0	22.78	22.86	22.84	22.98	23.06	23.04
	16QAM	1	0	22.63	22.68	22.73	22.83	22.88	22.93
		1	13	23.05	23.05	23.09	23.25	23.25	23.29
		1	24	22.74	22.79	22.75	22.94	22.99	22.95
		12	0	21.85	21.85	21.84	22.05	22.05	22.04
		12	6	21.93	21.90	21.95	22.13	22.10	22.15
		12	13	21.81	21.83	21.91	22.01	22.03	22.11
		25	0	21.83	21.87	21.88	22.03	22.07	22.08
	Bandwidth	Modulation	RB allocation	offset	Channel/Frequency(MHz)			Channel/Frequency(MHz)	
37800/2575					38000/2595	38200/2615	37800/2575	38000/2595	38200/2615
10MHz	QPSK	1	0	23.46	23.50	23.55	23.66	23.70	23.75
		1	25	23.84	23.87	23.92	24.04	24.07	24.12
		1	49	23.55	23.55	23.57	23.75	23.75	23.77
		25	0	22.78	22.82	22.83	22.98	23.02	23.03
		25	13	22.84	22.90	22.90	23.04	23.10	23.10
		25	25	22.79	22.81	22.84	22.99	23.01	23.04
		50	0	22.82	22.88	22.88	23.02	23.08	23.08
	16QAM	1	0	22.67	22.71	22.75	22.87	22.91	22.95
		1	25	23.09	23.09	23.12	23.29	23.29	23.32
		1	49	22.77	22.81	22.78	22.97	23.01	22.98
		25	0	21.88	21.90	21.88	22.08	22.10	22.08
		25	13	21.95	21.94	21.98	22.15	22.14	22.18
		25	25	21.84	21.88	21.95	22.04	22.08	22.15
50	0	21.86	21.92	21.92	22.06	22.12	22.12		
Bandwidth	Modulation	RB allocation	offset	Channel/Frequency(MHz)			Channel/Frequency(MHz)		
				37825/2577.5	38000/2595	38175/2612.5	37825/2577.5	38000/2595	38175/2612.5
15MHz	QPSK	1	0	23.45	23.46	23.53	23.65	23.66	23.73
		1	38	23.82	23.86	23.89	24.02	24.06	24.09
		1	74	23.52	23.50	23.53	23.72	23.70	23.73
		36	0	22.76	22.78	22.80	22.96	22.98	23.00
		36	18	22.81	22.85	22.86	23.01	23.05	23.06
		36	39	22.76	22.78	22.80	22.96	22.98	23.00
		75	0	22.80	22.84	22.83	23.00	23.04	23.03
	16QAM	1	0	22.65	22.69	22.73	22.85	22.89	22.93
		1	38	23.07	23.06	23.10	23.27	23.26	23.30
		1	74	22.75	22.77	22.75	22.95	22.97	22.95
		36	0	21.85	21.88	21.85	22.05	22.08	22.05
		36	18	21.92	21.89	21.94	22.12	22.09	22.14



Bandwidth	Modulation	RB allocation	offset	Channel/Frequency(MHz)			Channel/Frequency(MHz)		
				37850/2580	38000/2595	38150/2610	37850/2580	38000/2595	38150/2610
				36	39	21.82	21.84	21.92	22.02
		75	0	21.83	21.87	21.88	22.03	22.07	22.08
20MHz	QPSK	1	0	23.42	23.42	23.50	23.62	23.62	23.70
		1	50	23.81	23.82	23.87	24.01	24.02	24.07
		1	99	23.50	23.49	23.50	23.70	23.69	23.70
		50	0	22.73	22.73	22.76	22.93	22.93	22.96
		50	25	22.79	22.81	22.83	22.99	23.01	23.03
		50	50	22.73	22.73	22.76	22.93	22.93	22.96
		100	0	22.77	22.79	22.79	22.97	22.99	22.99
	16QAM	1	0	22.62	22.65	22.68	22.82	22.85	22.88
		1	50	23.04	23.04	23.06	23.24	23.24	23.26
		1	99	22.72	22.74	22.73	22.92	22.94	22.93
		50	0	21.82	21.84	21.82	22.02	22.04	22.02
		50	25	21.89	21.87	21.91	22.09	22.07	22.11
		50	50	21.79	21.79	21.88	21.99	21.99	22.08
		100	0	21.81	21.83	21.85	22.01	22.03	22.05

LTE Band 41 Low Antenna				Maximum Output Power (dBm)			EIRP (dBm)		
Bandwidth	Modulation	RB allocation	offset	Channel/Frequency(MHz)			Channel/Frequency(MHz)		
				39675/2498 .5	40620/2593	41565/2687 .5	39675/2498 .5	40620/2593	41565/2687 .5
5MHz	QPSK	1	0	22.54	22.83	22.94	21.64	21.93	22.04
		1	13	22.83	23.06	23.10	21.93	22.16	22.20
		1	24	22.60	22.84	22.78	21.70	21.94	21.88
		12	0	21.79	22.05	22.11	20.89	21.15	21.21
		12	6	21.87	22.09	22.17	20.97	21.19	21.27
		12	13	21.91	22.07	22.08	21.01	21.17	21.18
		25	0	21.90	22.09	22.12	21.00	21.19	21.22
	16QAM	1	0	21.66	22.03	22.03	20.76	21.13	21.13
		1	13	22.02	22.31	22.25	21.12	21.41	21.35
		1	24	21.79	22.11	22.01	20.89	21.21	21.11
		12	0	20.77	21.10	21.16	19.87	20.20	20.26
		12	6	20.94	21.13	21.19	20.04	20.23	20.29
		12	13	20.91	21.10	21.16	20.01	20.20	20.26
		25	0	20.88	21.12	21.13	19.98	20.22	20.23
Bandwidth	Modulation	RB allocation	offset	Channel/Frequency(MHz)			Channel/Frequency(MHz)		
				39700/2501	40620/2593	41540/2685	39700/2501	40620/2593	41540/2685
10MHz	QPSK	1	0	22.56	22.86	22.95	21.66	21.96	22.05
		1	25	22.86	23.10	23.15	21.96	22.20	22.25
		1	49	22.62	22.87	22.82	21.72	21.97	21.92



		25	0	21.82	22.09	22.16	20.92	21.19	21.26	
		25	13	21.90	22.13	22.22	21.00	21.23	21.32	
		25	25	21.93	22.12	22.12	21.03	21.22	21.22	
		50	0	21.94	22.13	22.14	21.04	21.23	21.24	
		16QAM	1	0	21.70	22.05	22.06	20.80	21.15	21.16
			1	25	22.06	22.34	22.29	21.16	21.44	21.39
			1	49	21.82	22.14	22.03	20.92	21.24	21.13
			25	0	20.80	21.14	21.21	19.90	20.24	20.31
			25	13	20.96	21.16	21.23	20.06	20.26	20.33
			25	25	20.94	21.14	21.21	20.04	20.24	20.31
50	0	20.91	21.16	21.18	20.01	20.26	20.28			
Bandwidth	Modulation	RB allocation	offset	Channel/Frequency(MHz)			Channel/Frequency(MHz)			
				39725/2503 .5	40620/2593	41515/2682 .5	39725/2503 .5	40620/2593	41515/2682 .5	
15MHz	QPSK	1	0	22.55	22.84	22.91	21.65	21.94	22.01	
		1	38	22.84	23.07	23.14	21.94	22.17	22.24	
		1	74	22.59	22.83	22.77	21.69	21.93	21.87	
		36	0	21.80	22.06	22.12	20.90	21.16	21.22	
		36	18	21.87	22.09	22.17	20.97	21.19	21.27	
		36	39	21.90	22.08	22.09	21.00	21.18	21.19	
		75	0	21.92	22.08	22.10	21.02	21.18	21.20	
	16QAM	1	0	21.68	22.03	22.04	20.78	21.13	21.14	
		1	38	22.04	22.32	22.26	21.14	21.42	21.36	
		1	74	21.80	22.11	21.99	20.90	21.21	21.09	
		36	0	20.77	21.11	21.19	19.87	20.21	20.29	
		36	18	20.93	21.12	21.18	20.03	20.22	20.28	
		36	39	20.92	21.11	21.17	20.02	20.21	20.27	
		75	0	20.88	21.12	21.13	19.98	20.22	20.23	
Bandwidth	Modulation	RB allocation	offset	Channel/Frequency(MHz)			Channel/Frequency(MHz)			
				39750/2506	40620/2593	41490/2680	39750/2506	40620/2593	41490/2680	
20MHz	QPSK	1	0	22.52	22.81	22.87	21.62	21.91	21.97	
		1	50	22.83	23.05	23.10	21.93	22.15	22.20	
		1	99	22.57	22.80	22.76	21.67	21.90	21.86	
		50	0	21.77	22.02	22.07	20.87	21.12	21.17	
		50	25	21.85	22.06	22.13	20.95	21.16	21.23	
		50	50	21.87	22.04	22.04	20.97	21.14	21.14	
		100	0	21.89	22.04	22.05	20.99	21.14	21.15	
	16QAM	1	0	21.65	21.98	22.00	20.75	21.08	21.10	
		1	50	22.01	22.28	22.24	21.11	21.38	21.34	
		1	99	21.77	22.09	21.96	20.87	21.19	21.06	
		50	0	20.74	21.08	21.15	19.84	20.18	20.25	
		50	25	20.90	21.09	21.16	20.00	20.19	20.26	
		50	50	20.89	21.07	21.12	19.99	20.17	20.22	



		100	0	20.86	21.09	21.09	19.96	20.19	20.19
--	--	-----	---	-------	-------	-------	-------	-------	-------

LTE Band 41 Upper Antenna				Maximum Output Power (dBm)			EIRP (dBm)		
Bandwidth	Modulation	RB allocation	offset	Channel/Frequency(MHz)			Channel/Frequency(MHz)		
				39675/2498 .5	40620/2593	41565/2687 .5	39675/2498 .5	40620/2593	41565/2687 .5
5MHz	QPSK	1	0	23.25	23.53	23.45	24.35	24.63	24.55
		1	13	23.61	23.82	23.67	24.71	24.92	24.77
		1	24	23.39	23.58	23.42	24.49	24.68	24.52
		12	0	22.54	22.83	22.66	23.64	23.93	23.76
		12	6	22.61	22.83	22.69	23.71	23.93	23.79
		12	13	22.68	22.75	22.67	23.78	23.85	23.77
		25	0	22.67	22.81	22.74	23.77	23.91	23.84
	16QAM	1	0	22.42	22.85	22.61	23.52	23.95	23.71
		1	13	22.84	23.02	22.81	23.94	24.12	23.91
		1	24	22.58	22.79	22.66	23.68	23.89	23.76
		12	0	21.59	21.86	21.71	22.69	22.96	22.81
		12	6	21.67	21.91	21.76	22.77	23.01	22.86
		12	13	21.68	21.83	21.72	22.78	22.93	22.82
		25	0	21.65	21.84	21.72	22.75	22.94	22.82
Bandwidth	Modulation	RB allocation	offset	Channel/Frequency(MHz)			Channel/Frequency(MHz)		
				39700/2501	40620/2593	41540/2685	39700/2501	40620/2593	41540/2685
10MHz	QPSK	1	0	23.27	23.56	23.46	24.37	24.66	24.56
		1	25	23.64	23.86	23.72	24.74	24.96	24.82
		1	49	23.41	23.61	23.46	24.51	24.71	24.56
		25	0	22.57	22.87	22.71	23.67	23.97	23.81
		25	13	22.64	22.87	22.74	23.74	23.97	23.84
		25	25	22.70	22.80	22.71	23.80	23.90	23.81
		50	0	22.71	22.85	22.76	23.81	23.95	23.86
	16QAM	1	0	22.46	22.87	22.64	23.56	23.97	23.74
		1	25	22.88	23.05	22.85	23.98	24.15	23.95
		1	49	22.61	22.82	22.68	23.71	23.92	23.78
		25	0	21.62	21.90	21.76	22.72	23.00	22.86
		25	13	21.69	21.94	21.80	22.79	23.04	22.90
		25	25	21.71	21.87	21.77	22.81	22.97	22.87
		50	0	21.68	21.88	21.77	22.78	22.98	22.87
Bandwidth	Modulation	RB allocation	offset	Channel/Frequency(MHz)			Channel/Frequency(MHz)		
				39725/2503 .5	40620/2593	41515/2682 .5	39725/2503 .5	40620/2593	41515/2682 .5
15MHz	QPSK	1	0	23.26	23.54	23.42	24.36	24.64	24.52
		1	38	23.62	23.83	23.71	24.72	24.93	24.81
		1	74	23.38	23.57	23.41	24.48	24.67	24.51



Bandwidth	Modulation	RB allocation	offset	Channel/Frequency(MHz)			Channel/Frequency(MHz)			
				39750/2506	40620/2593	41490/2680	39750/2506	40620/2593	41490/2680	
20MHz	16QAM	36	0	22.55	22.84	22.67	23.65	23.94	23.77	
		36	18	22.61	22.83	22.69	23.71	23.93	23.79	
		36	39	22.67	22.76	22.68	23.77	23.86	23.78	
		75	0	22.69	22.80	22.72	23.79	23.90	23.82	
		1	0	22.44	22.85	22.62	23.54	23.95	23.72	
		1	38	22.86	23.03	22.82	23.96	24.13	23.92	
		1	74	22.59	22.79	22.64	23.69	23.89	23.74	
		36	0	21.59	21.87	21.74	22.69	22.97	22.84	
	36	18	21.66	21.90	21.75	22.76	23.00	22.85		
	36	39	21.69	21.84	21.73	22.79	22.94	22.83		
	75	0	21.65	21.84	21.72	22.75	22.94	22.82		
	20MHz	QPSK	1	0	23.23	23.51	23.38	24.33	24.61	24.48
			1	50	23.61	23.81	23.67	24.71	24.91	24.77
			1	99	23.36	23.54	23.40	24.46	24.64	24.50
50			0	22.52	22.80	22.62	23.62	23.90	23.72	
50			25	22.59	22.80	22.65	23.69	23.90	23.75	
50			50	22.64	22.72	22.63	23.74	23.82	23.73	
100			0	22.66	22.76	22.67	23.76	23.86	23.77	
16QAM		1	0	22.41	22.80	22.58	23.51	23.90	23.68	
		1	50	22.83	22.99	22.80	23.93	24.09	23.90	
		1	99	22.56	22.77	22.61	23.66	23.87	23.71	
		50	0	21.56	21.84	21.70	22.66	22.94	22.80	
		50	25	21.63	21.87	21.73	22.73	22.97	22.83	
		50	50	21.66	21.80	21.68	22.76	22.90	22.78	
		100	0	21.63	21.81	21.68	22.73	22.91	22.78	

6.2 Occupied Bandwidth

Mode	Channel	Frequency (MHz)	99% Power Bandwidth (MHz)	-26dBc Bandwidth(MHz)
WCDMA Band IV (RMC)	1312	1712.4	4.204	4.760
	1413	1732.6	4.192	4.714
	1513	1752.6	4.184	4.710

LTE Band 4							
RB	Modulation	Bandwidth (MHz)	Channel	Frequency (MHz)	99% Power Bandwidth(MHz)	-26dBc Bandwidth(MHz)	
100%	QPSK	1.4	19957	1710.7	1.098	1.283	
			20175	1732.5	1.091	1.267	
			20393	1754.3	1.093	1.278	
		3	19965	1711.5	2.689	2.905	
			20175	1732.5	2.697	2.917	
			20385	1753.5	2.702	2.932	
		5	19975	1712.5	4.530	4.932	
			20175	1732.5	4.507	4.941	
			20375	1752.5	4.504	4.923	
		10	20000	1715	8.973	9.711	
			20175	1732.5	8.982	9.763	
			20350	1750	8.980	9.849	
		15	20025	1717.5	13.484	14.600	
			20175	1732.5	13.462	14.492	
			20325	1747.5	13.483	14.566	
		20	20050	1720	17.944	19.184	
			20175	1732.5	17.959	19.284	
			20300	1745	17.952	19.180	
		16QAM	1.4	19957	1710.7	1.100	1.283
				20175	1732.5	1.095	1.301
				20393	1754.3	1.095	1.276
			3	19965	1711.5	2.687	2.933
				20175	1732.5	2.691	2.914
				20385	1753.5	2.684	2.942
5	19975		1712.5	4.509	4.870		
	20175		1732.5	4.507	4.893		
	20375		1752.5	4.515	4.976		
10	20000		1715	8.992	9.664		



			20175	1732.5	8.995	9.638
			20350	1750	8.961	9.607
		15	20025	1717.5	13.491	14.463
			20175	1732.5	13.468	14.626
			20325	1747.5	13.483	14.494
		20	20050	1720	17.975	19.323
			20175	1732.5	17.975	19.386
			20300	1745	17.974	19.234

LTE Band 7						
RB	Modulation	Bandwidth (MHz)	Channel	Frequency (MHz)	99% Power Bandwidth(MHz)	-26dBc Bandwidth(MHz)
100%	QPSK	5	20775	2502.5	4.502	4.913
			21100	2535	4.521	4.923
			21425	2567.5	4.499	4.890
		10	20800	2505	9.002	9.657
			21100	2535	9.010	9.639
			21400	2565	8.967	9.605
		15	20825	2507.5	13.483	14.584
			21100	2535	13.462	14.545
			21375	2562.5	13.483	14.643
		20	20850	2510	17.948	19.159
			21100	2535	17.966	19.289
			21350	2560	17.952	19.339
	16QAM	5	20775	2502.5	4.510	4.916
			21100	2535	4.503	4.901
			21425	2567.5	4.510	4.929
		10	20800	2505	8.987	9.677
			21100	2535	9.006	9.726
			21400	2565	8.980	9.700
		15	20825	2507.5	13.506	14.553
			21100	2535	13.455	14.515
			21375	2562.5	13.455	14.456
		20	20850	2510	17.919	19.158
			21100	2535	17.992	19.430
			21350	2560	17.958	19.191



LTE Band 38						
RB	Modulation	Bandwidth (MHz)	Channel	Frequency (MHz)	99% Power Bandwidth(MHz)	-26dBc Bandwidth(MHz)
100%	QPSK	5	37775	2572.5	4.517	5.102
			38000	2595	4.515	4.950
			38225	2617.5	4.511	4.875
		10	37800	2575	8.995	9.735
			38000	2595	8.992	9.549
			38200	2615	9.021	9.651
		15	37825	2577.5	13.520	14.538
			38000	2595	13.454	14.561
			38175	2612.5	13.454	15.324
		20	37850	2580	17.993	19.375
			38000	2595	17.920	19.747
			38150	2610	17.930	19.384
	16QAM	5	37775	2572.5	4.493	4.895
			38000	2595	4.498	5.013
			38225	2617.5	4.491	5.169
		10	37800	2575	8.987	9.504
			38000	2595	8.994	9.923
			38200	2615	8.999	9.621
		15	37825	2577.5	13.482	14.631
			38000	2595	13.475	14.425
			38175	2612.5	13.501	14.362
		20	37850	2580	17.973	19.012
			38000	2595	17.901	19.061
			38150	2610	17.907	19.363

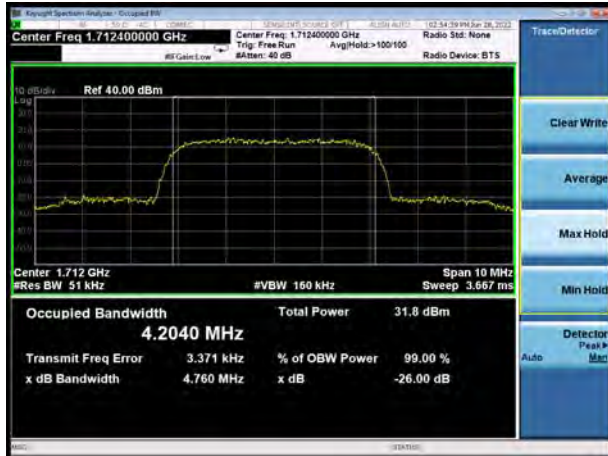
LTE Band 41						
RB	Modulation	Bandwidth (MHz)	Channel	Frequency (MHz)	99% Power Bandwidth(MHz)	-26dBc Bandwidth(MHz)
100%	QPSK	5	39675	2498.5	4.506	5.124
			40620	2593	4.508	5.034
			41565	2687.5	4.485	4.849
		10	39700	2501	8.992	9.468
			40620	2593	8.993	9.585
			41540	2685	9.011	9.701
		15	39725	2503.5	13.416	14.276
			40620	2593	13.439	14.425



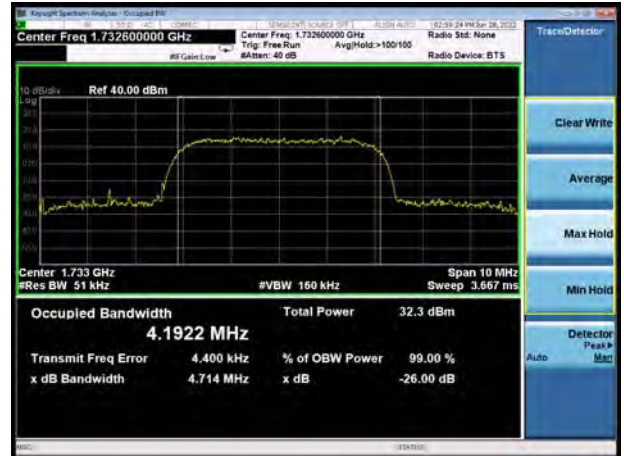
			41515	2682.5	13.452	14.444
		20	39750	2506	17.944	19.329
			40620	2593	17.930	21.141
			41490	2680	17.956	19.339
	16QAM	5	39675	2498.5	4.500	4.962
			40620	2593	4.502	4.832
			41565	2687.5	4.499	4.952
		10	39700	2501	8.982	10.186
			40620	2593	8.984	9.553
			41540	2685	8.972	9.842
		15	39725	2503.5	13.456	15.293
			40620	2593	13.484	14.578
			41515	2682.5	13.452	15.698
		20	39750	2506	17.971	19.246
			40620	2593	17.964	19.842
			41490	2680	17.976	19.248



WCDMA Band IV CH-Low



WCDMA Band IV CH Middle

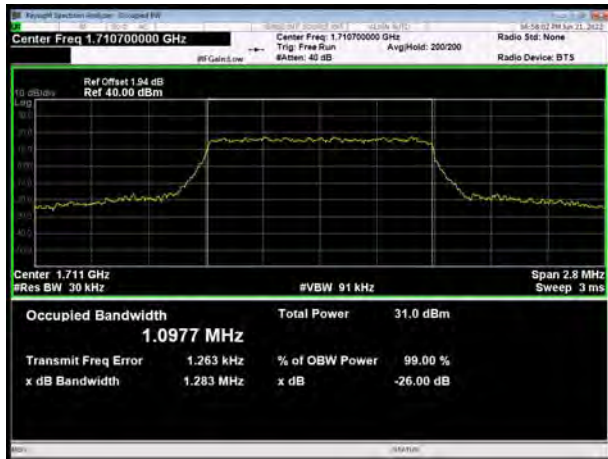


WCDMA Band IV CH High

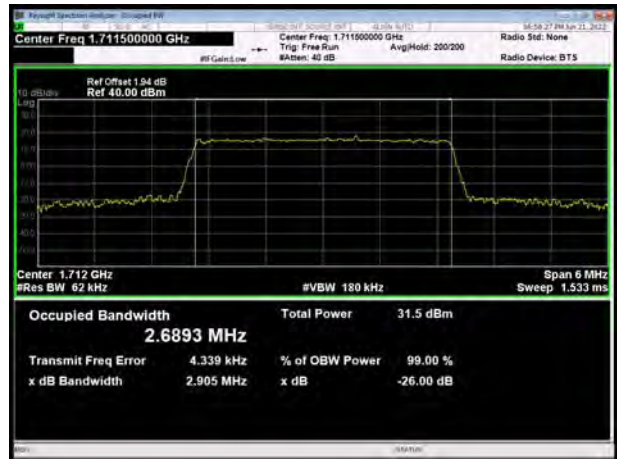




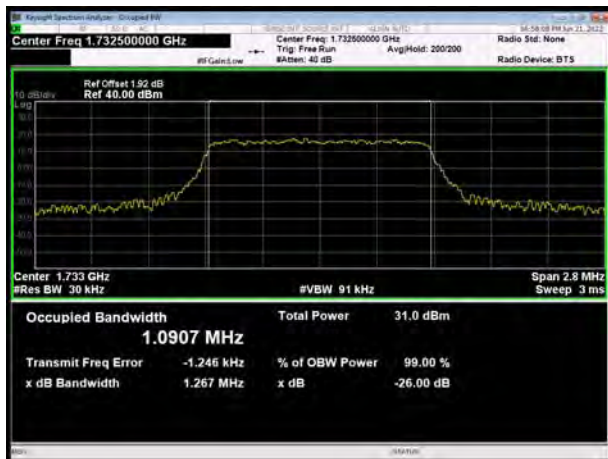
LTE Band 4 QPSK 1.4MHz CH-Low



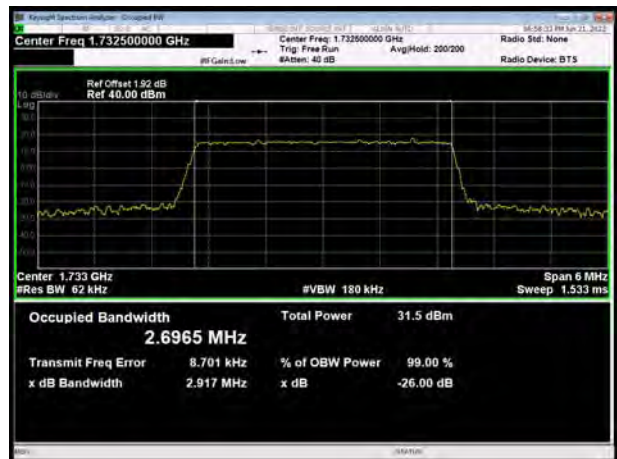
LTE Band 4 QPSK 3MHz CH-Low



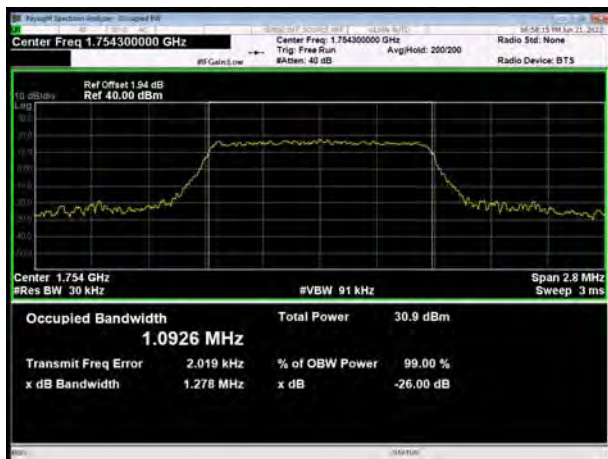
LTE Band 4 QPSK 1.4MHz CH-Middle



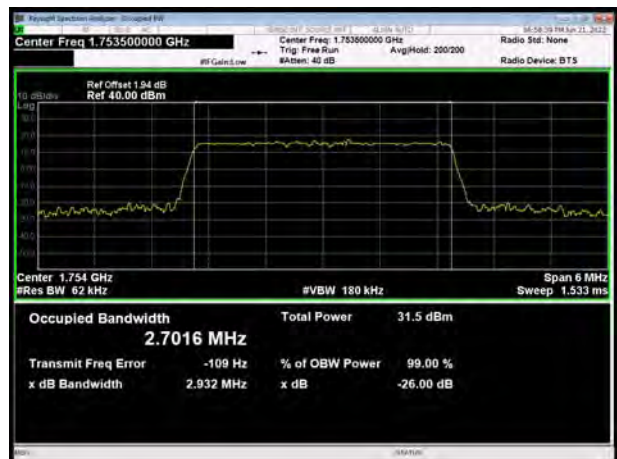
LTE Band 4 QPSK 3MHz CH-Middle



LTE Band 4 QPSK 1.4MHz CH-High

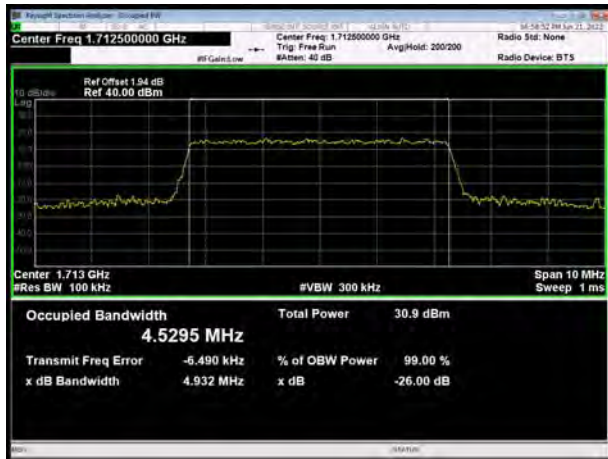


LTE Band 4 QPSK 3MHz CH-High

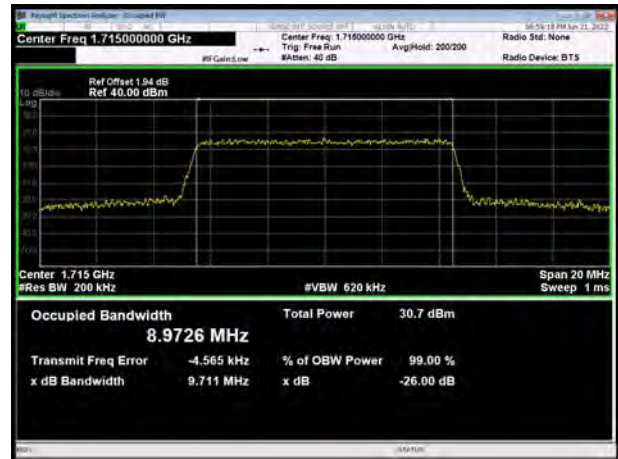




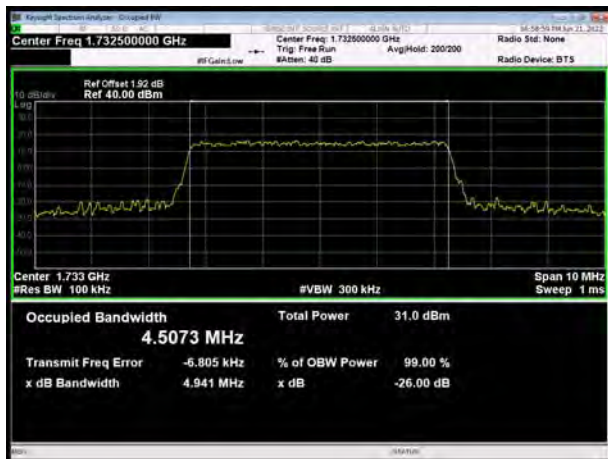
LTE Band 4 QPSK 5MHz CH-Low



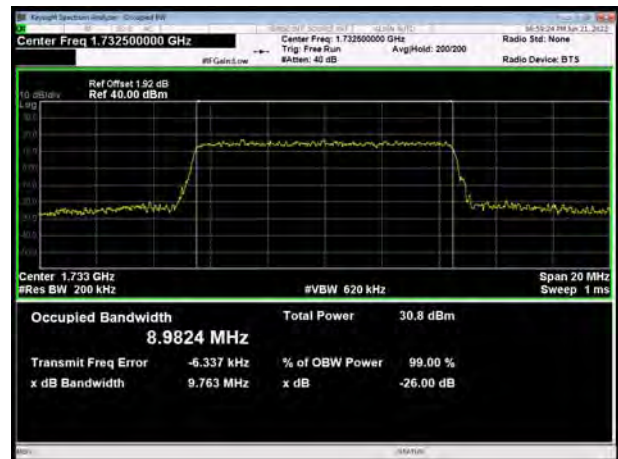
LTE Band 4 QPSK 10MHz CH-Low



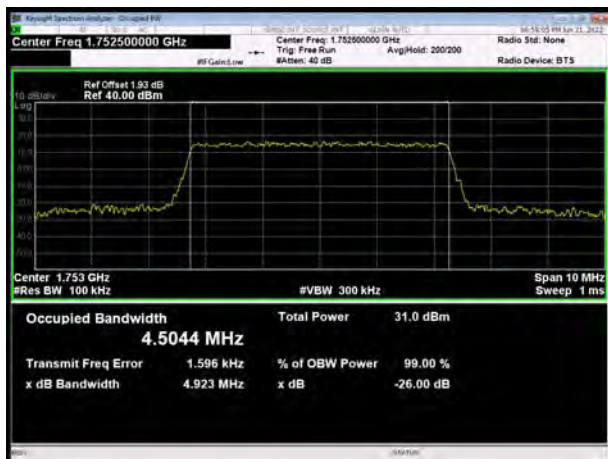
LTE Band 4 QPSK 5MHz CH-Middle



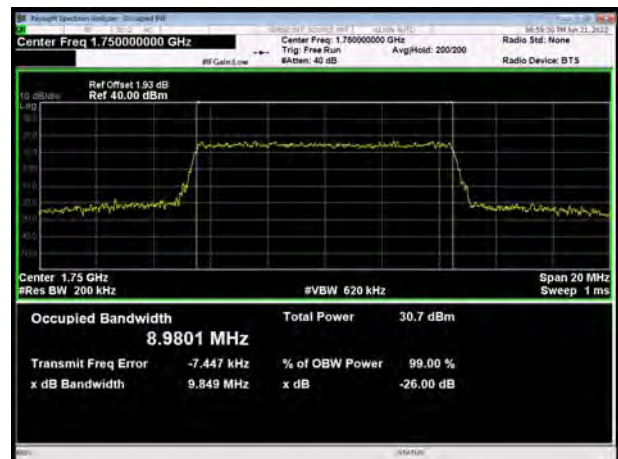
LTE Band 4 QPSK 10MHz CH-Middle



LTE Band 4 QPSK 5MHz CH-High

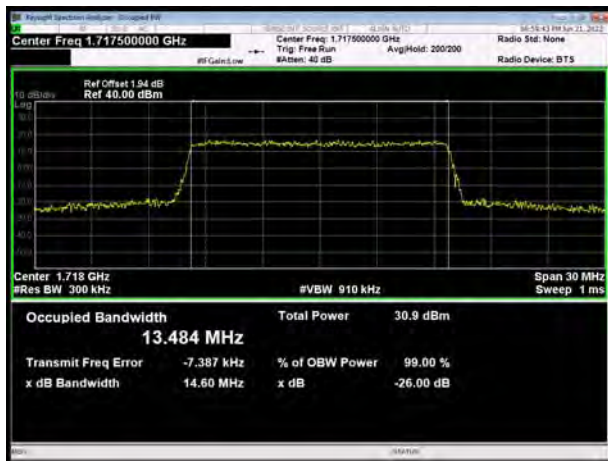


LTE Band 4 QPSK 10MHz CH-High

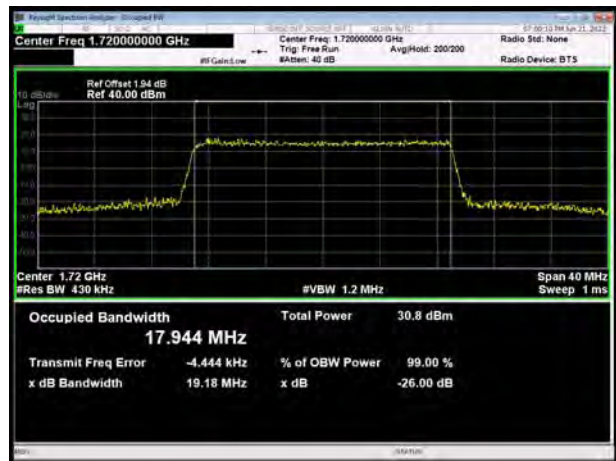




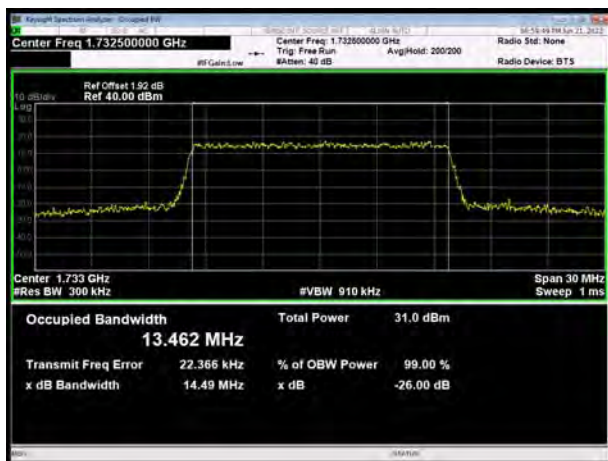
LTE Band 4 QPSK 15MHz CH-Low



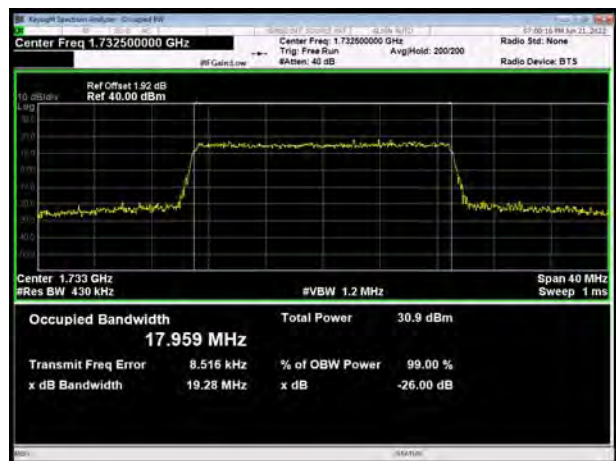
LTE Band 4 QPSK 20MHz CH-Low



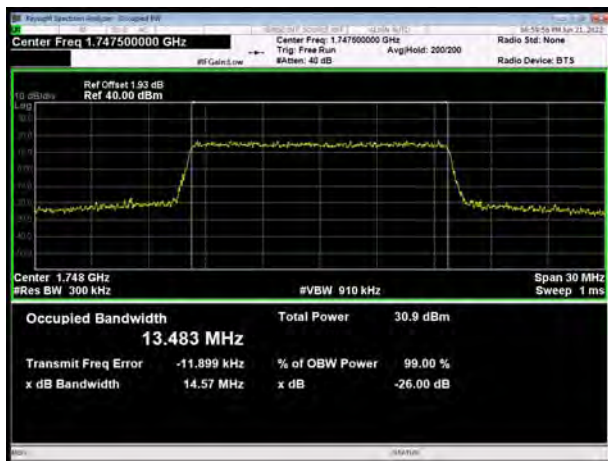
LTE Band 4 QPSK 15MHz CH-Middle



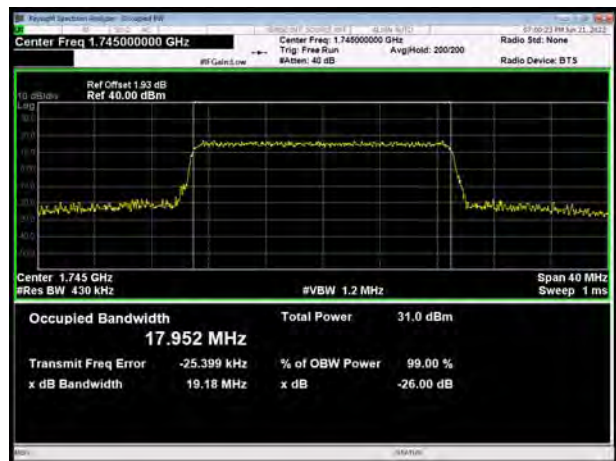
LTE Band 4 QPSK 20MHz CH-Middle



LTE Band 4 QPSK 15MHz CH-High

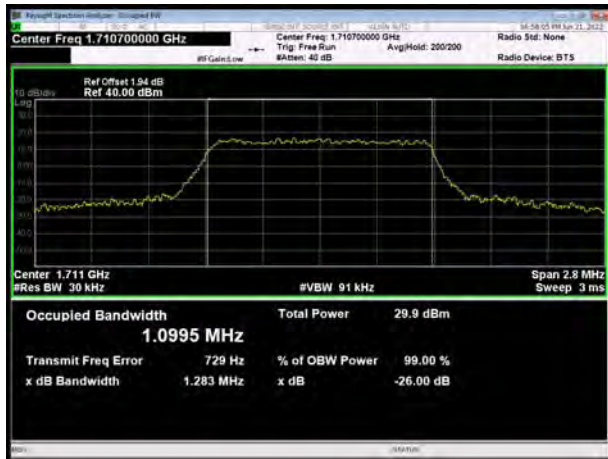


LTE Band 4 QPSK 20MHz CH-High

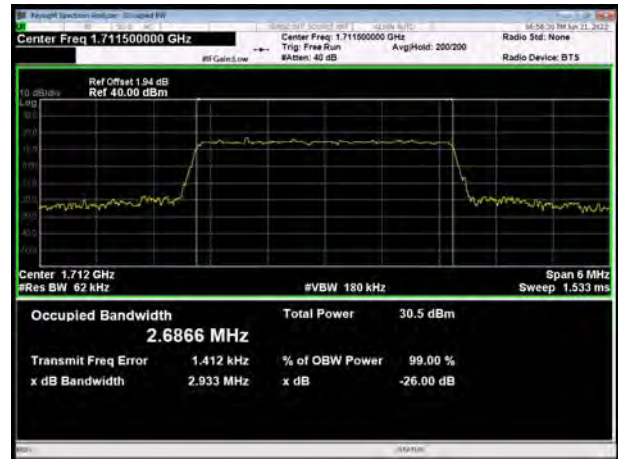




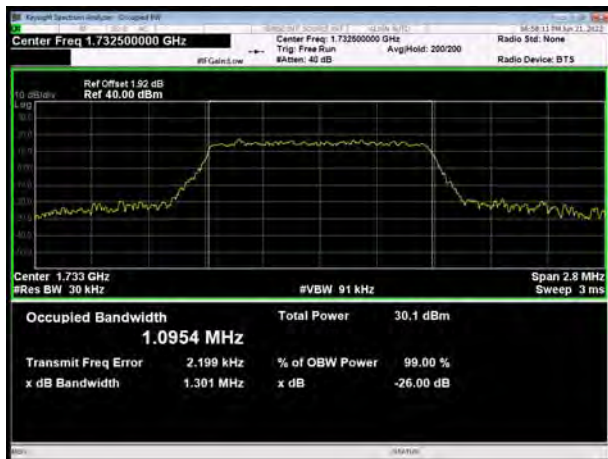
LTE Band 4 16QAM 1.4MHz CH-Low



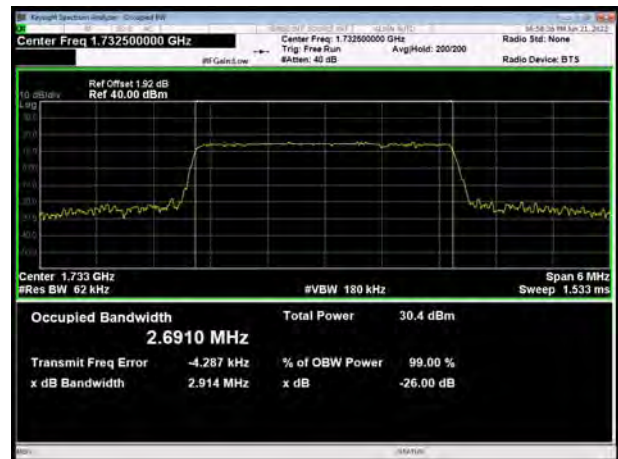
LTE Band 4 16QAM 3MHz CH-Low



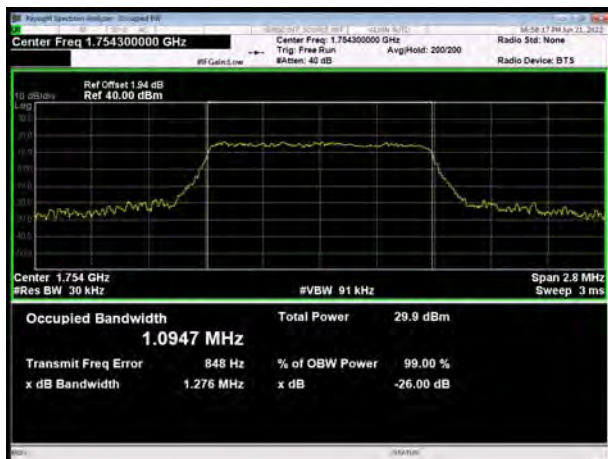
LTE Band 4 16QAM 1.4MHz CH-Middle



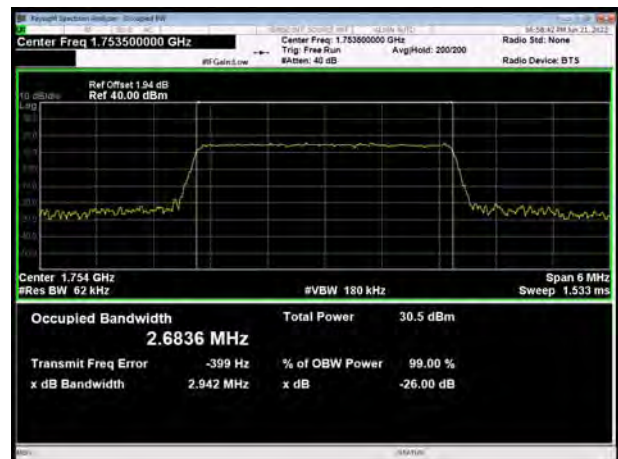
LTE Band 4 16QAM 3MHz CH-Middle



LTE Band 4 16QAM 1.4MHz CH-High

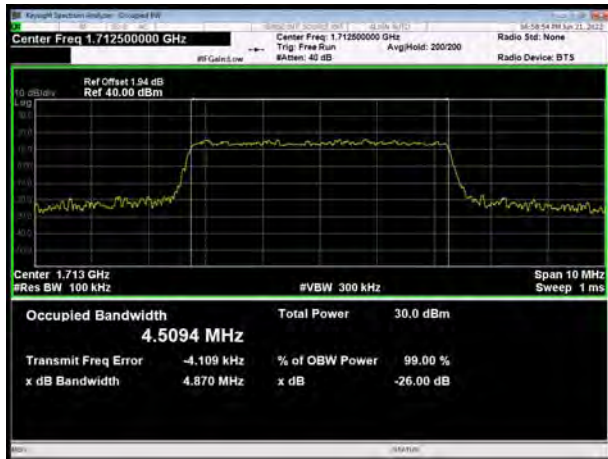


LTE Band 4 16QAM 3MHz CH-High

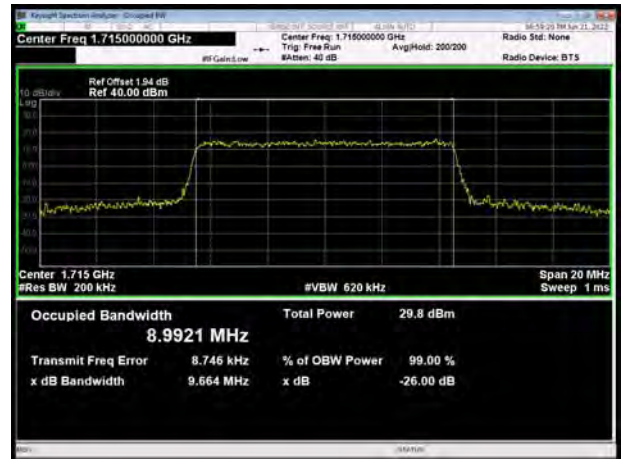




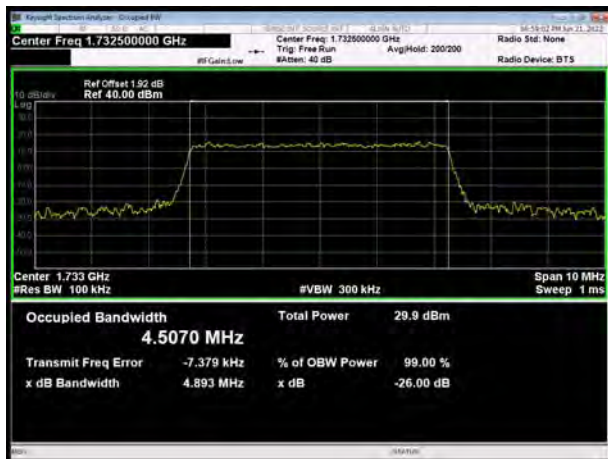
LTE Band 4 16QAM 5MHz CH-Low



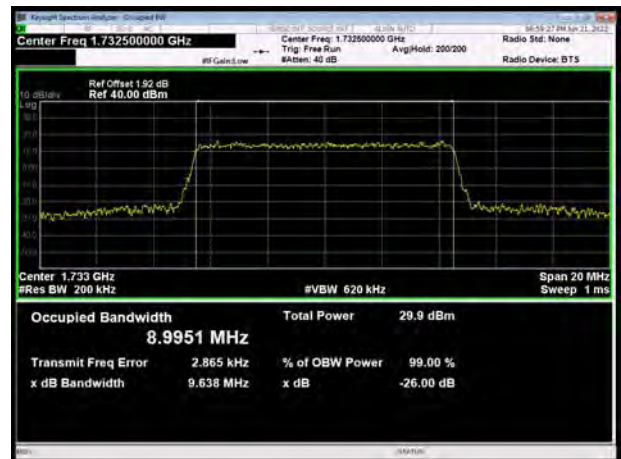
LTE Band 4 16QAM 10MHz CH-Low



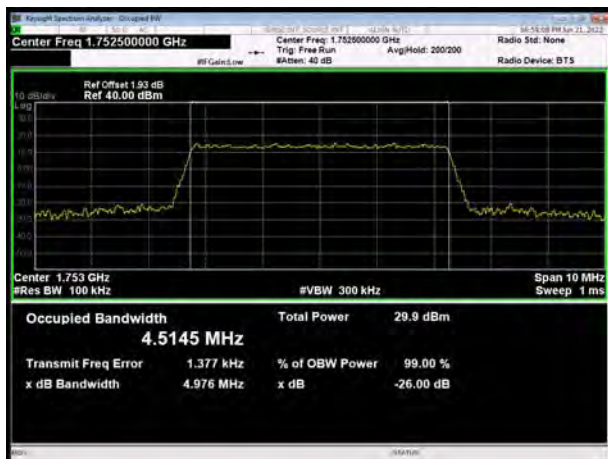
LTE Band 4 16QAM 5MHz CH-Middle



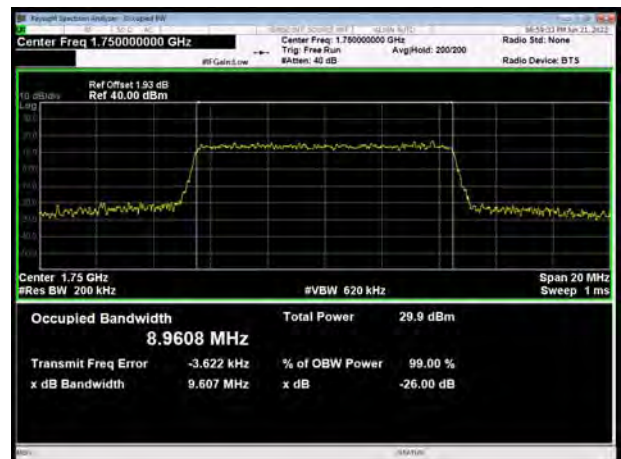
LTE Band 4 16QAM 10MHz CH-Middle



LTE Band 4 16QAM 5MHz CH-High

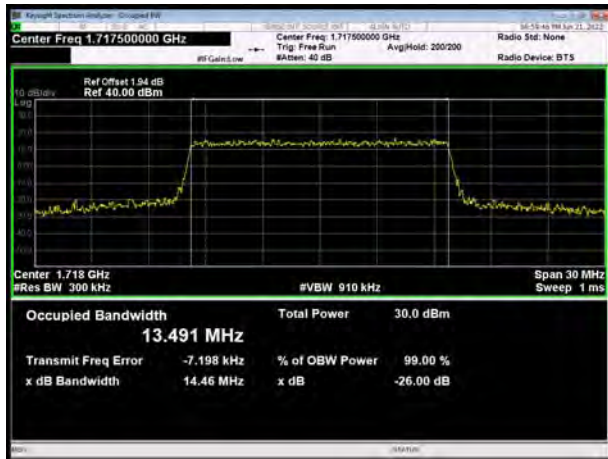


LTE Band 4 16QAM 10MHz CH-High

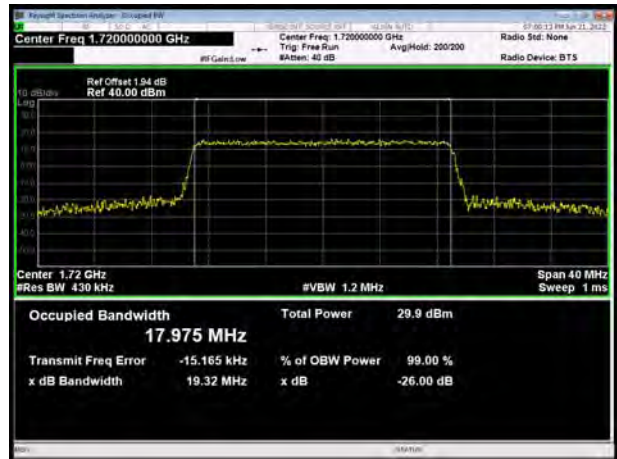




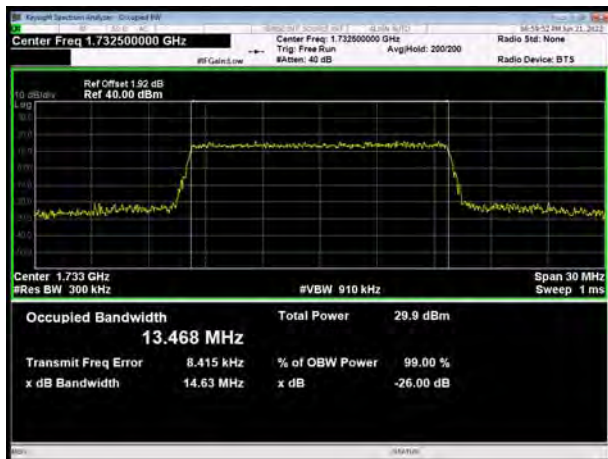
LTE Band 4 16QAM 15MHz CH-Low



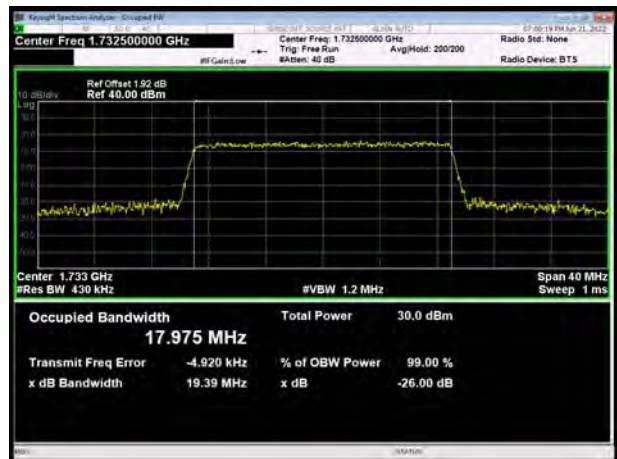
LTE Band 4 16QAM 20MHz CH-Low



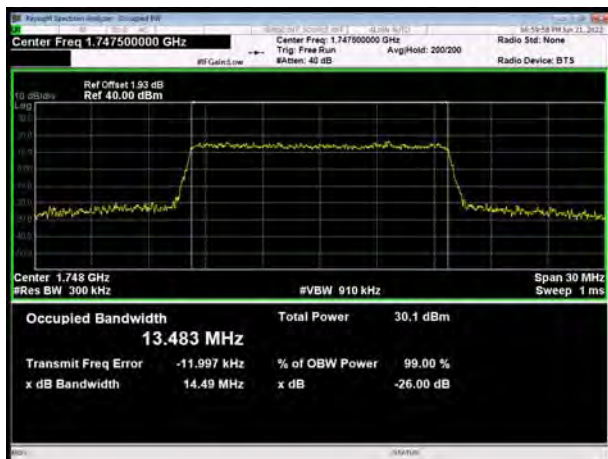
LTE Band 4 16QAM 15MHz CH-Middle



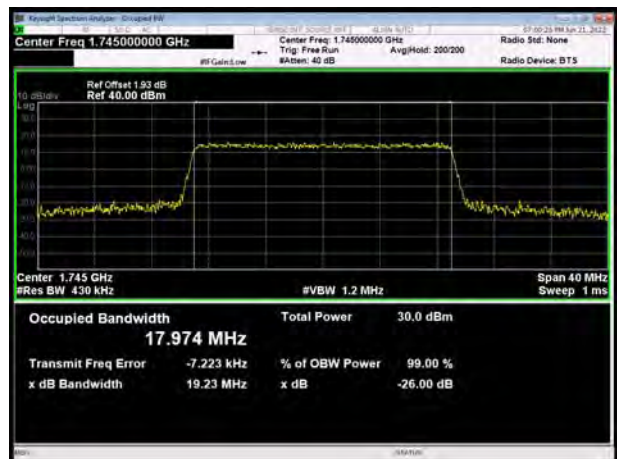
LTE Band 4 16QAM 20MHz CH-Middle



LTE Band 4 16QAM 15MHz CH-High

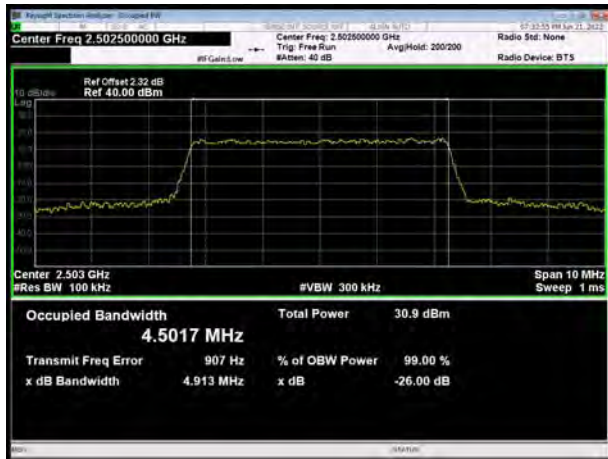


LTE Band 4 16QAM 20MHz CH-High

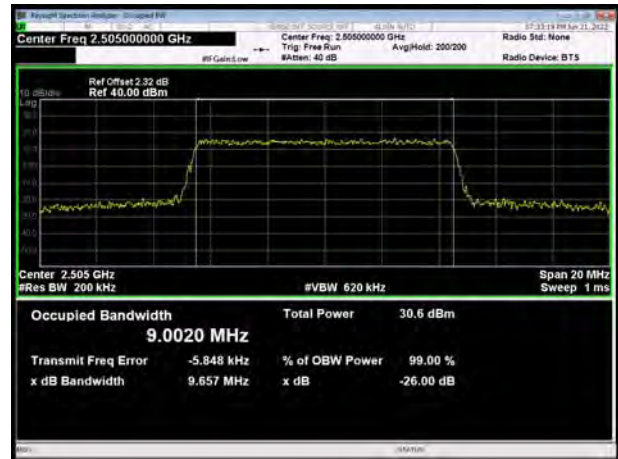




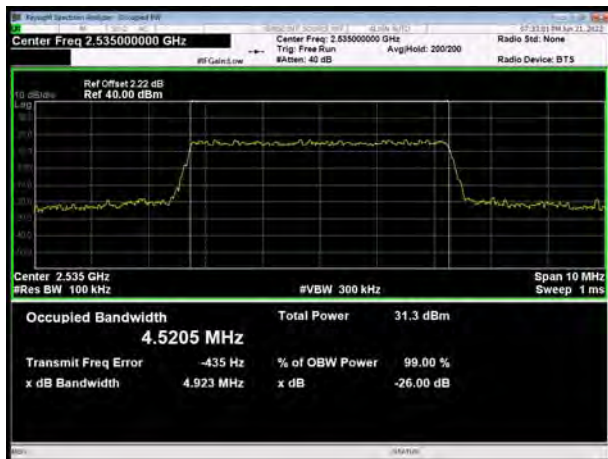
LTE Band 7 QPSK 5MHz CH-Low



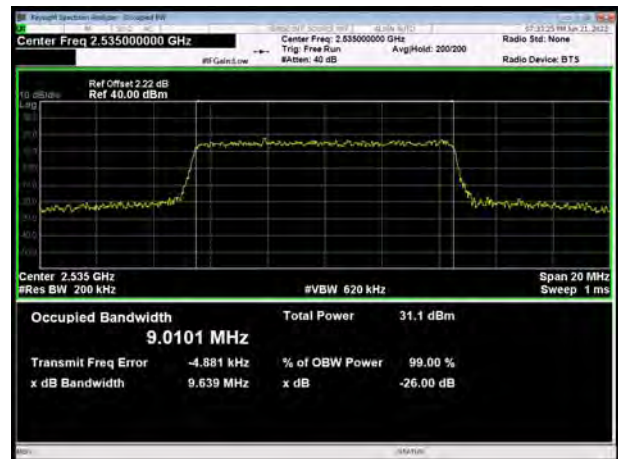
LTE Band 7 QPSK 10MHz CH-Low



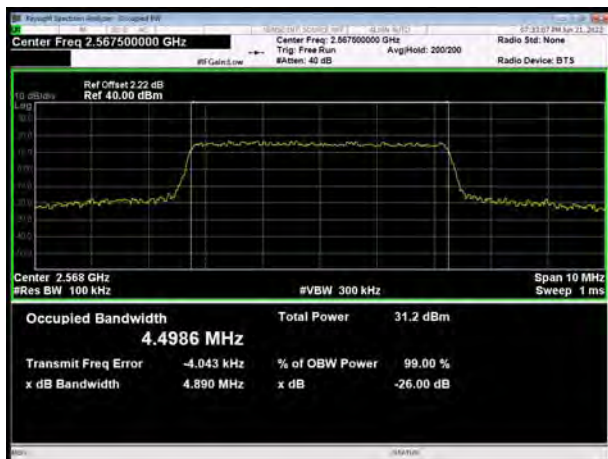
LTE Band 7 QPSK 5MHz CH-Middle



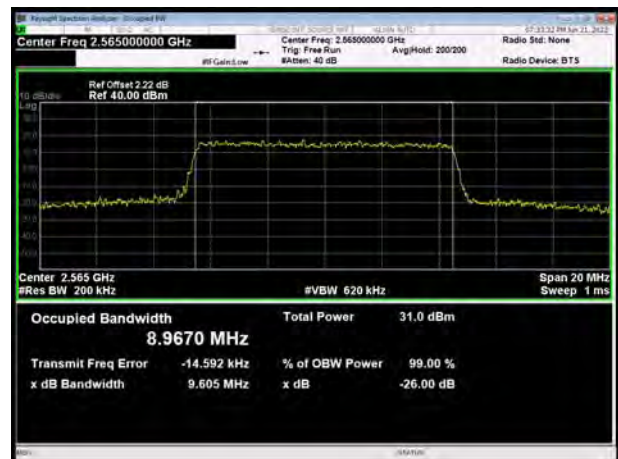
LTE Band 7 QPSK 10MHz CH-Middle



LTE Band 7 QPSK 5MHz CH-High

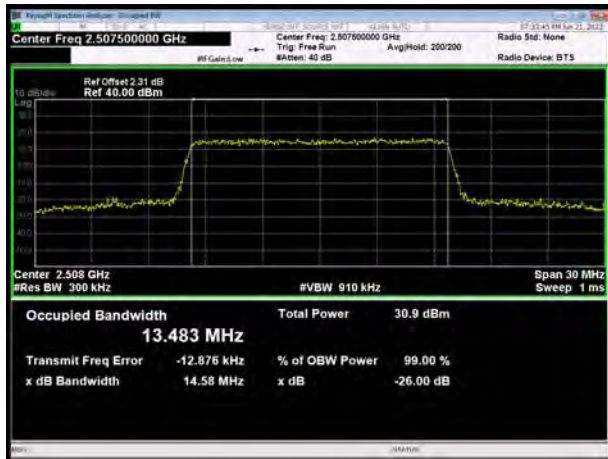


LTE Band 7 QPSK 10MHz CH-High

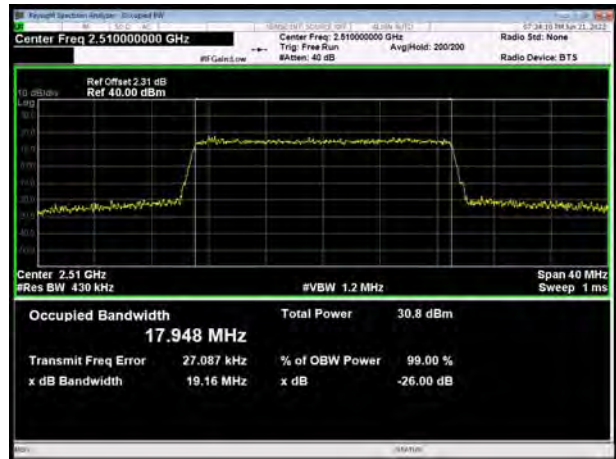




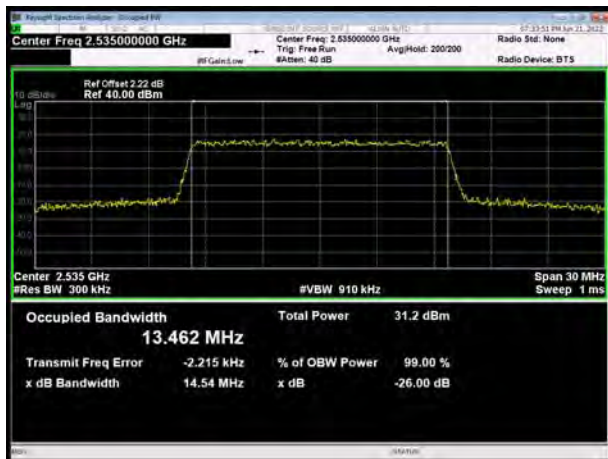
LTE Band 7 QPSK 15MHz CH-Low



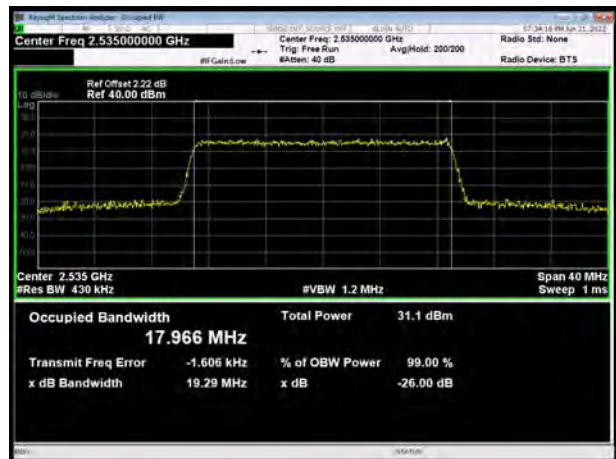
LTE Band 7 QPSK 20MHz CH-Low



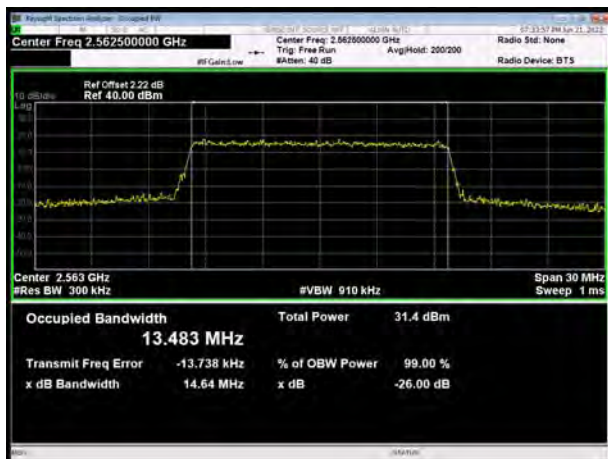
LTE Band 7 QPSK 15MHz CH-Middle



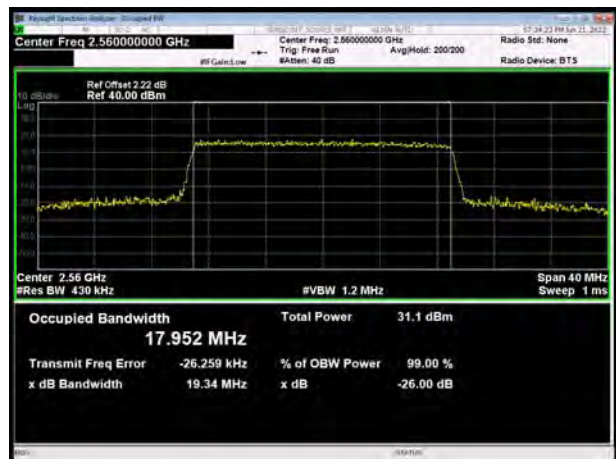
LTE Band 7 QPSK 20MHz CH-Middle



LTE Band 7 QPSK 15MHz CH-High

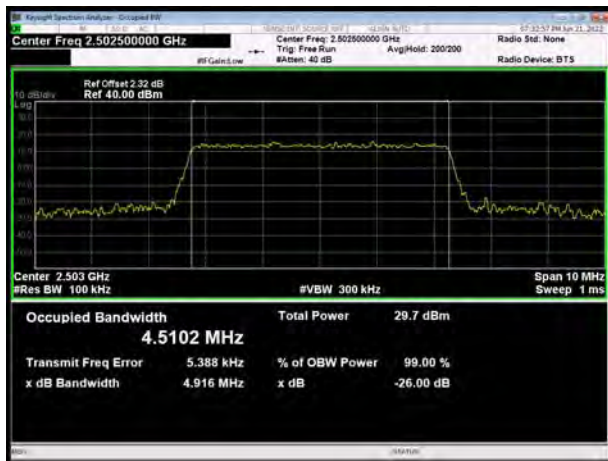


LTE Band 7 QPSK 20MHz CH-High

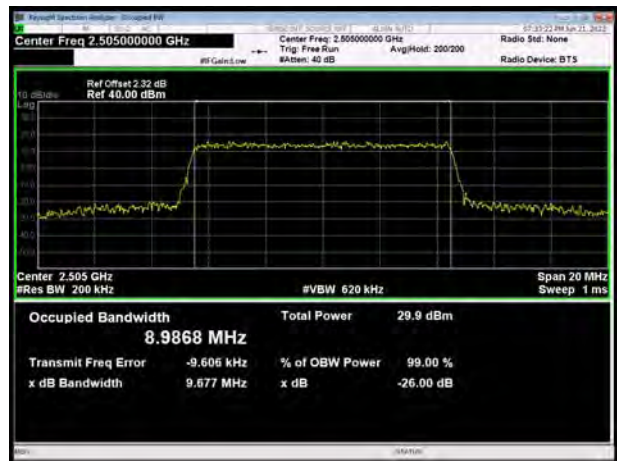




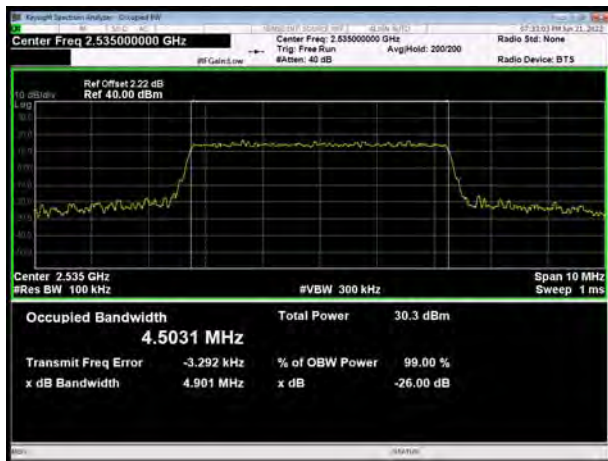
LTE Band 7 16QAM 5MHz CH-Low



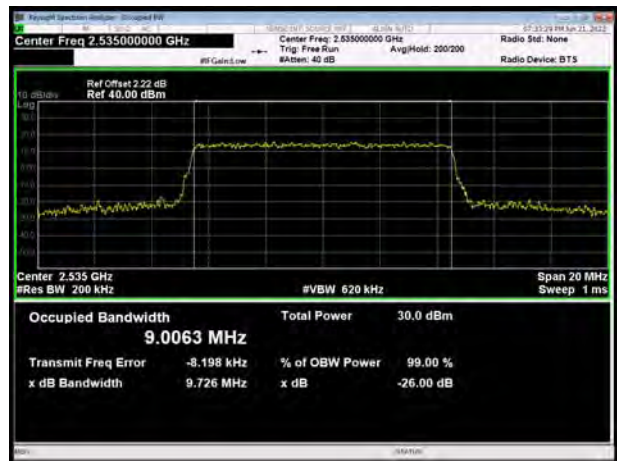
LTE Band 7 16QAM 10MHz CH-Low



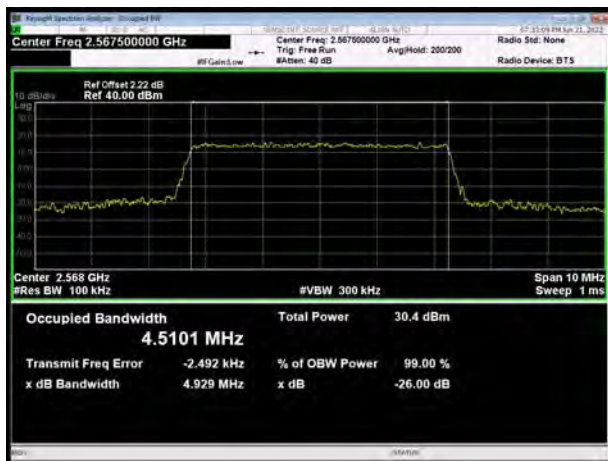
LTE Band 7 16QAM 5MHz CH-Middle



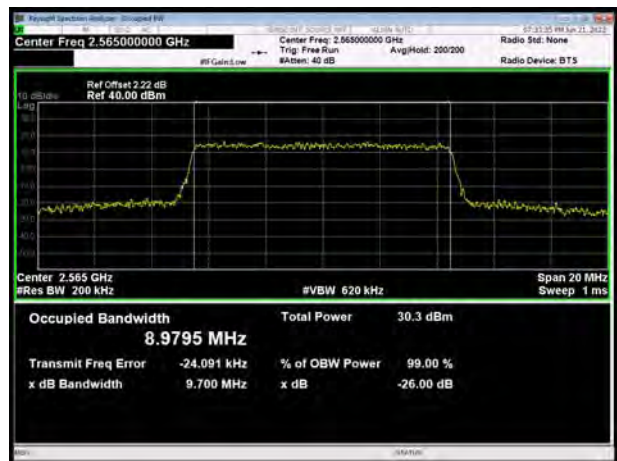
LTE Band 7 16QAM 10MHz CH-Middle



LTE Band 7 16QAM 5MHz CH-High

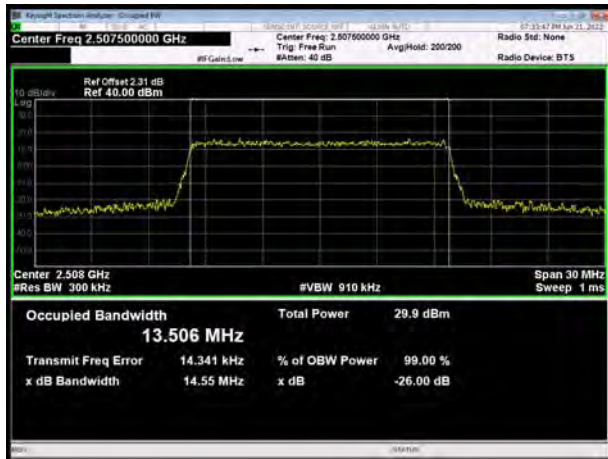


LTE Band 7 16QAM 10MHz CH-High

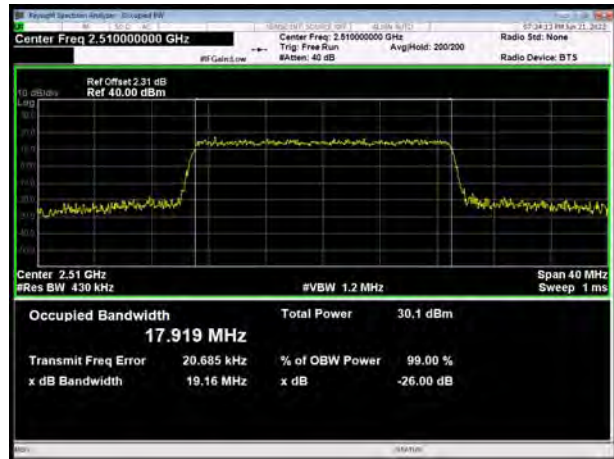




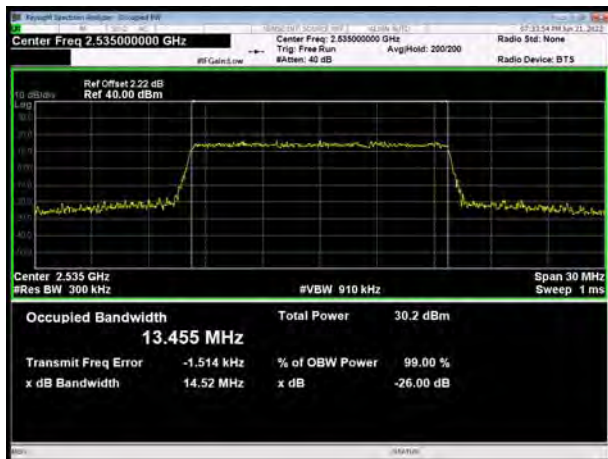
LTE Band 7 16QAM 15MHz CH-Low



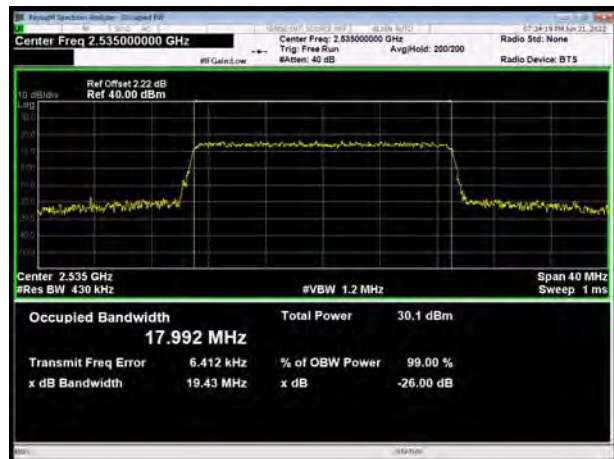
LTE Band 7 16QAM 20MHz CH-Low



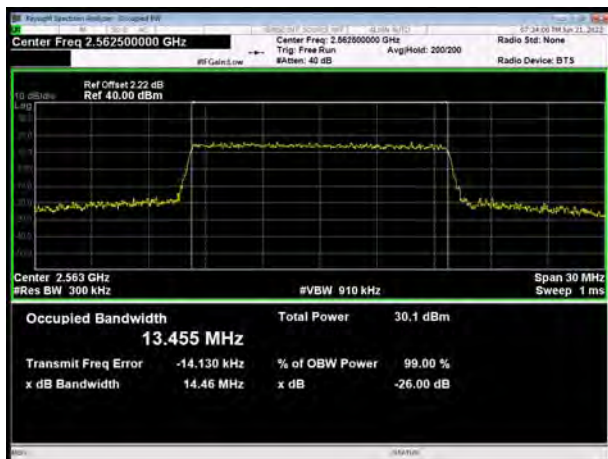
LTE Band 7 16QAM 15MHz CH-Middle



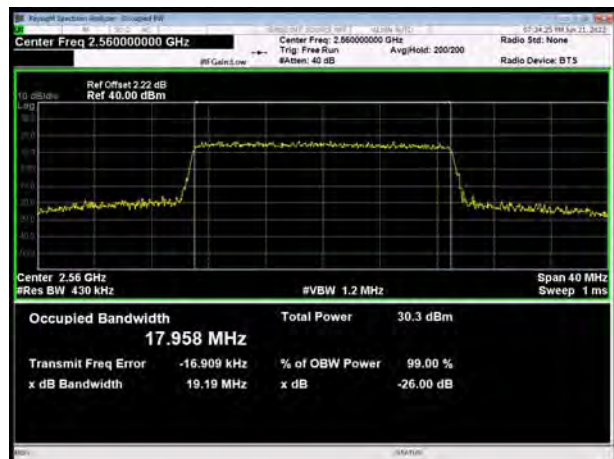
LTE Band 7 16QAM 20MHz CH-Middle



LTE Band 7 16QAM 15MHz CH-High

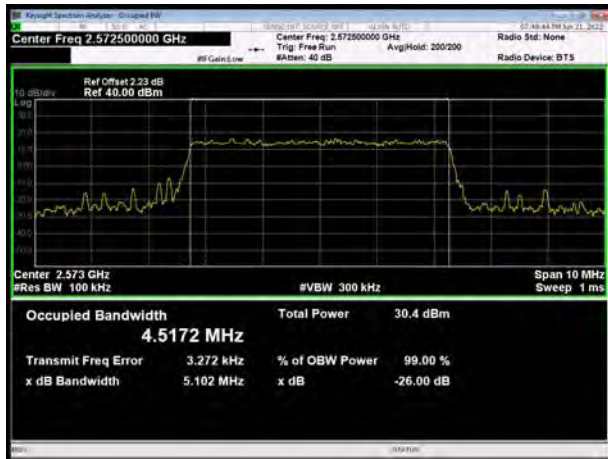


LTE Band 7 16QAM 20MHz CH-High

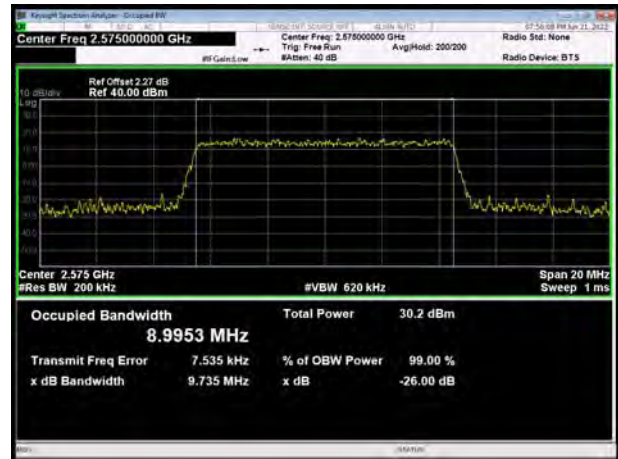




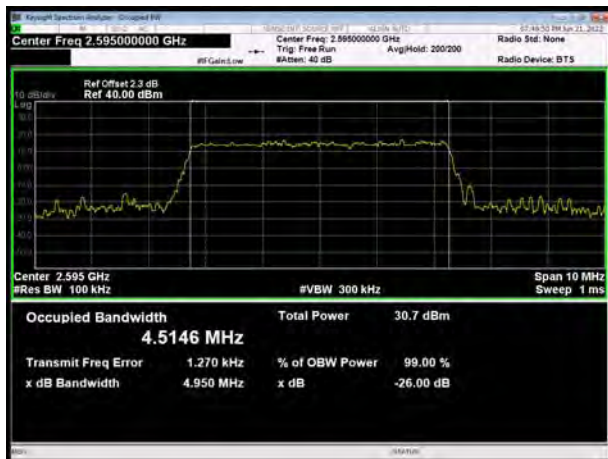
LTE Band 38 QPSK 5MHz CH-Low



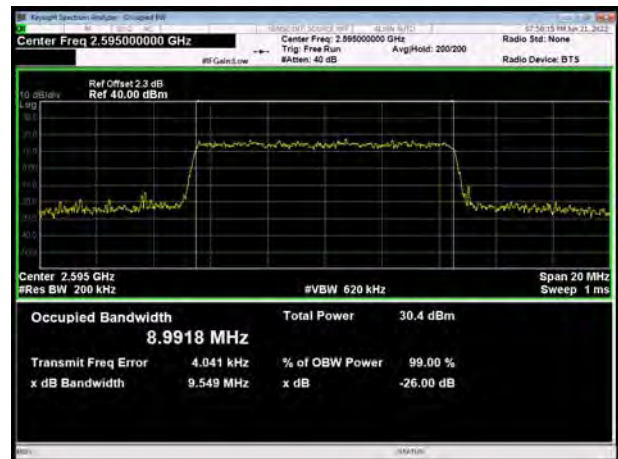
LTE Band 38 QPSK 10MHz CH-Low



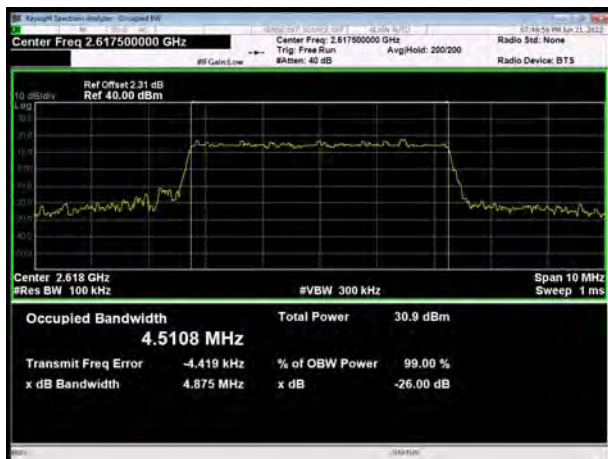
LTE Band 38 QPSK 5MHz CH-Middle



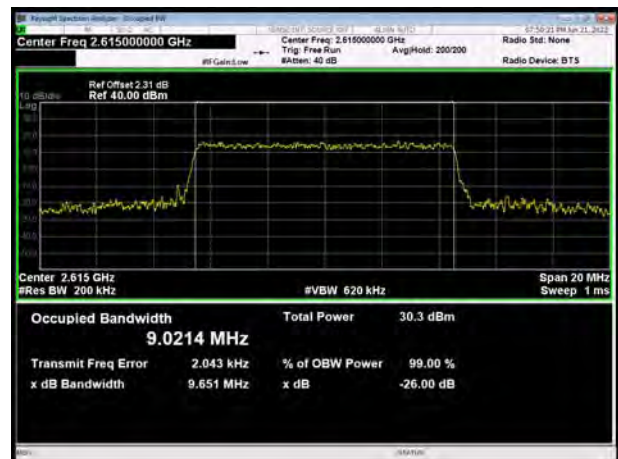
LTE Band 38 QPSK 10MHz CH-Middle



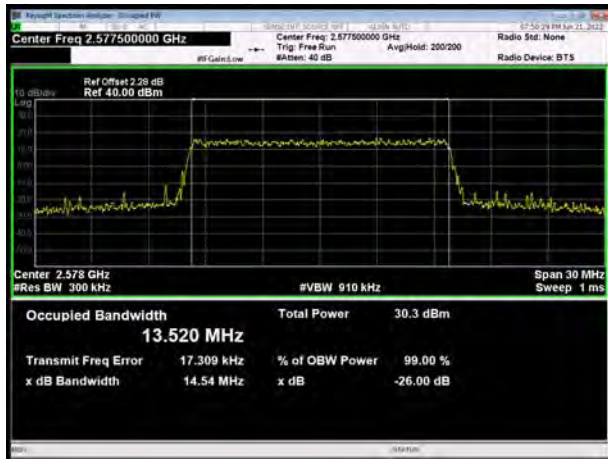
LTE Band 38 QPSK 5MHz CH-High



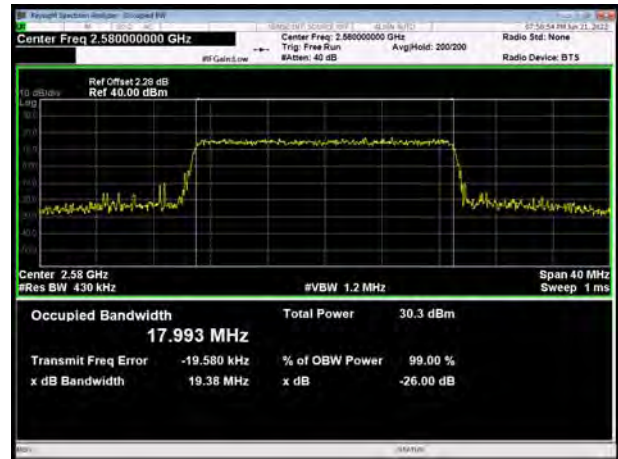
LTE Band 38 QPSK 10MHz CH-High



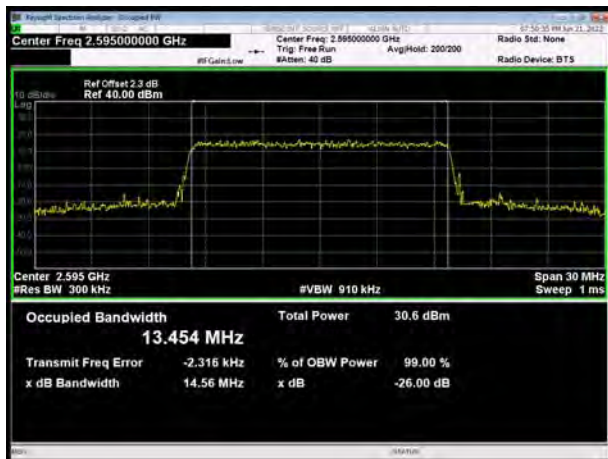
LTE Band 38 QPSK 15MHz CH-Low



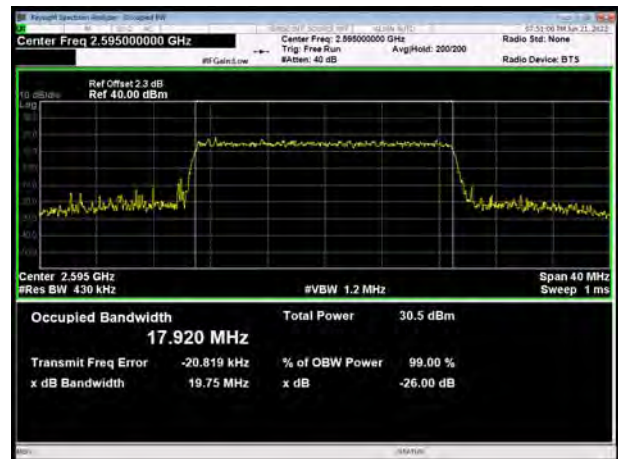
LTE Band 38 QPSK 20MHz CH-Low



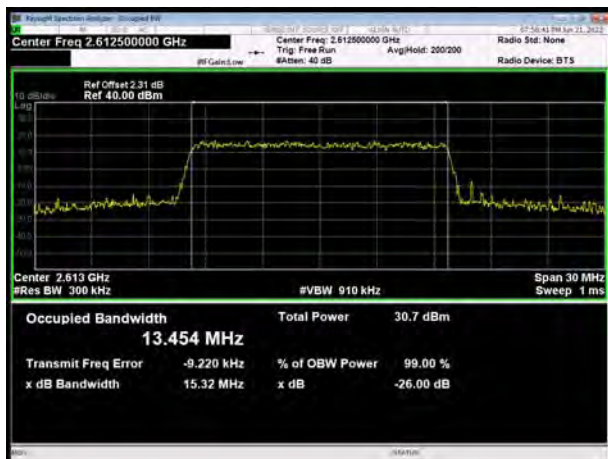
LTE Band 38 QPSK 15MHz CH-Middle



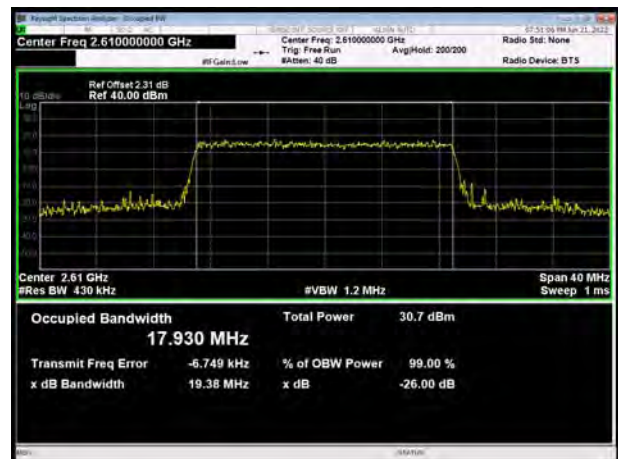
LTE Band 38 QPSK 20MHz CH-Middle



LTE Band 38 QPSK 15MHz CH-High

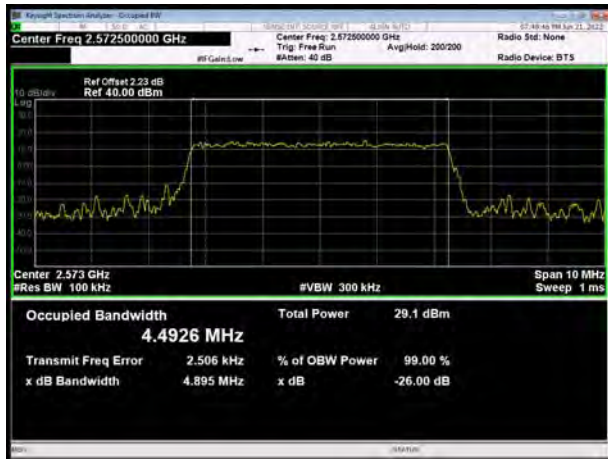


LTE Band 38 QPSK 20MHz CH-High

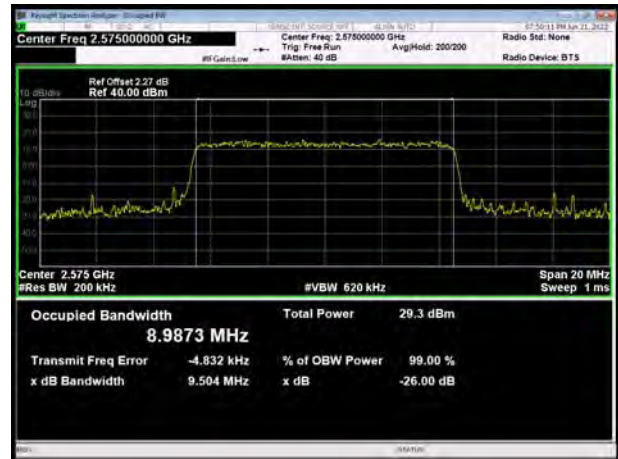




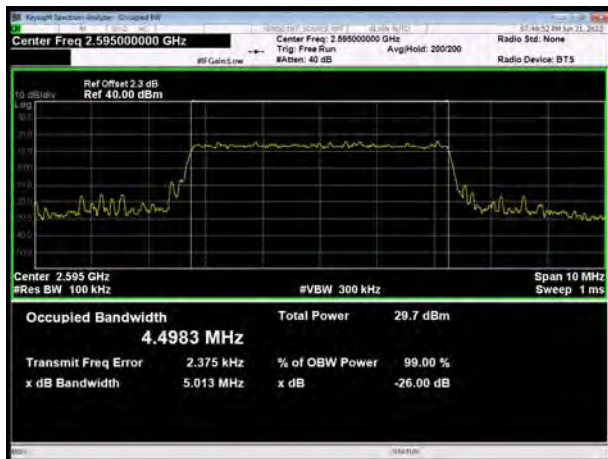
LTE Band 38 16QAM 5MHz CH-Low



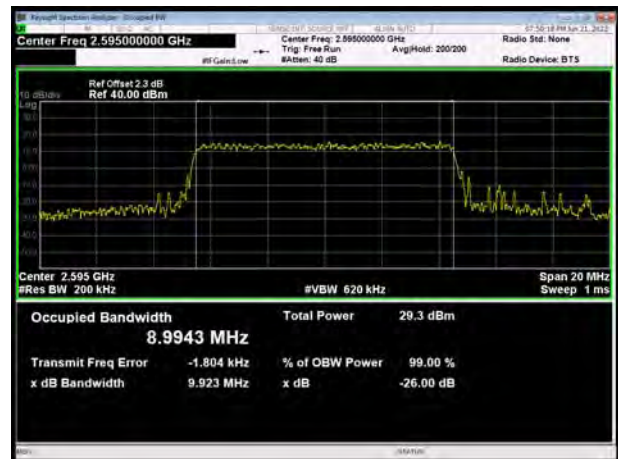
LTE Band 38 16QAM 10MHz CH-Low



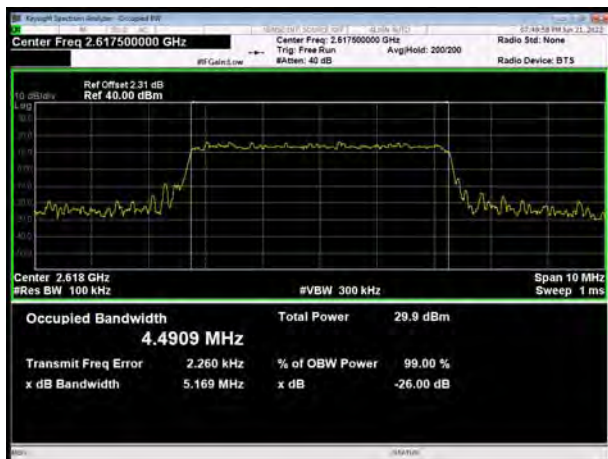
LTE Band 38 16QAM 5MHz CH-Middle



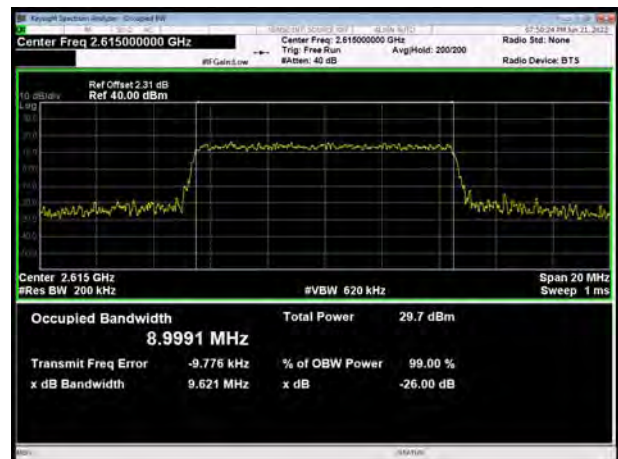
LTE Band 38 16QAM 10MHz CH-Middle



LTE Band 38 16QAM 5MHz CH-High

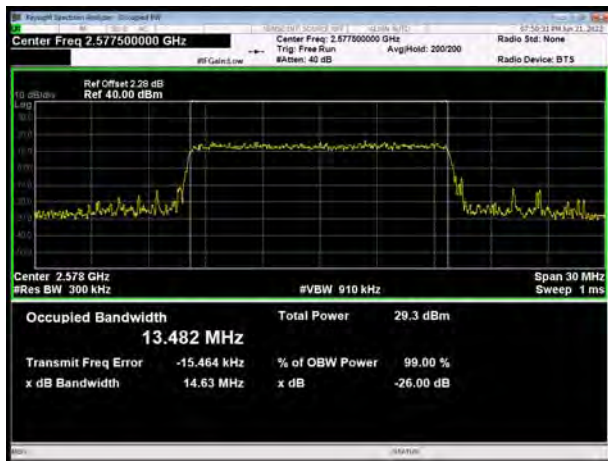


LTE Band 38 16QAM 10MHz CH-High

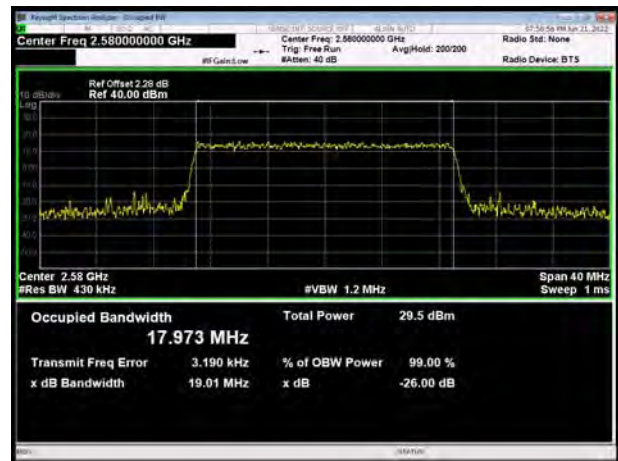




LTE Band 38 16QAM 15MHz CH-Low



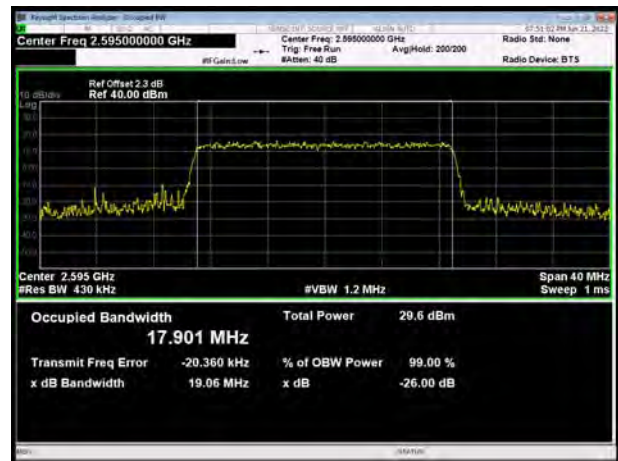
LTE Band 38 16QAM 20MHz CH-Low



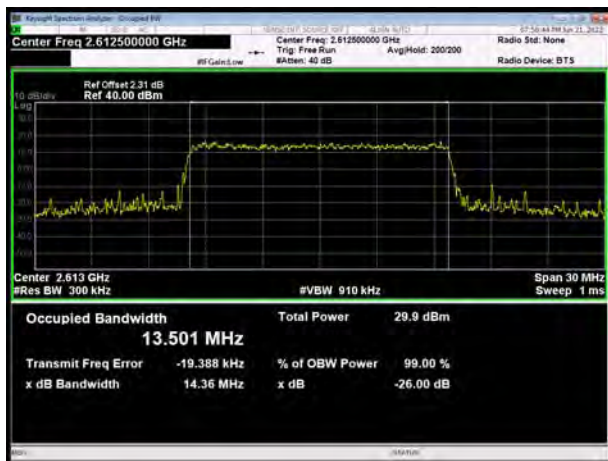
LTE Band 38 16QAM 15MHz CH-Middle



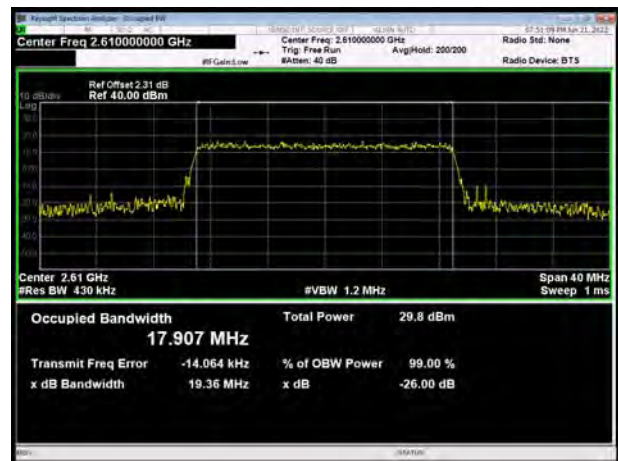
LTE Band 38 16QAM 20MHz CH-Middle



LTE Band 38 16QAM 15MHz CH-High

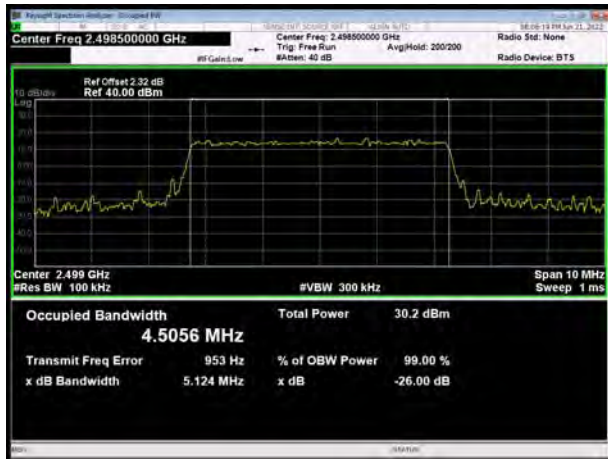


LTE Band 38 16QAM 20MHz CH-High

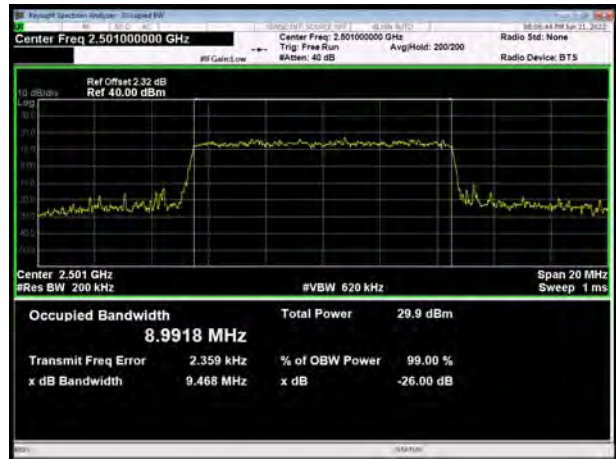




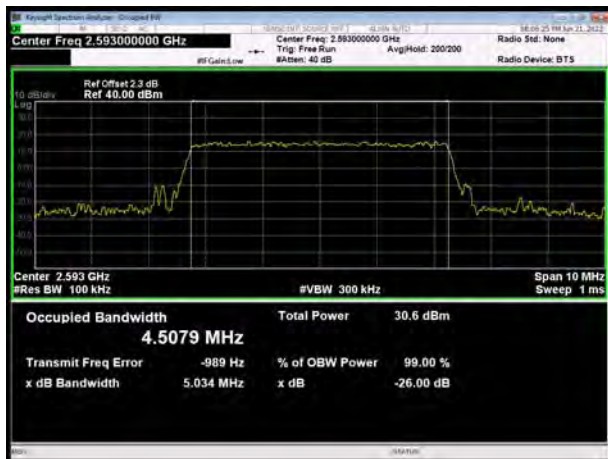
LTE Band 41 QPSK 5MHz CH-Low



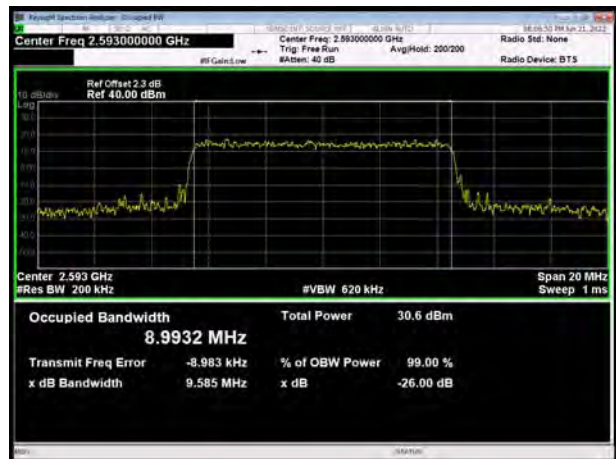
LTE Band 41 QPSK 10MHz CH-Low



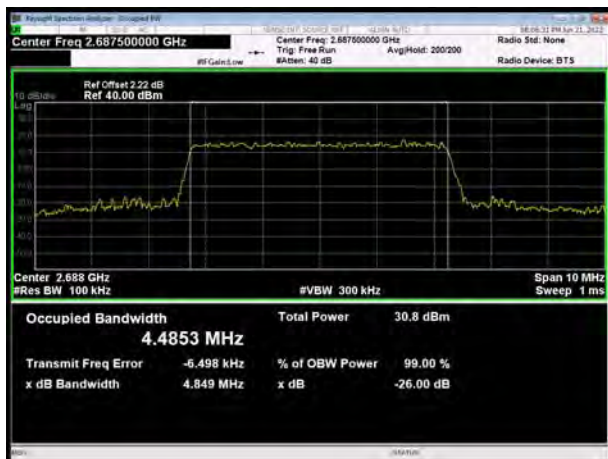
LTE Band 41 QPSK 5MHz CH-Middle



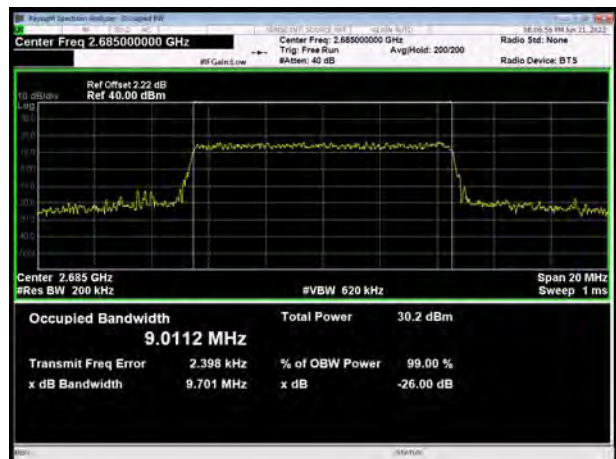
LTE Band 41 QPSK 10MHz CH-Middle



LTE Band 41 QPSK 5MHz CH-High

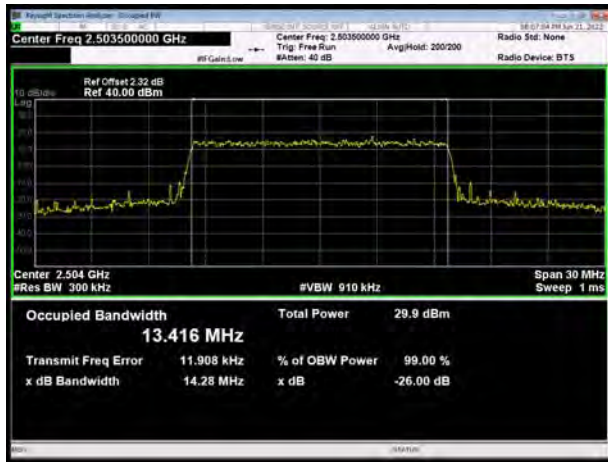


LTE Band 41 QPSK 10MHz CH-High

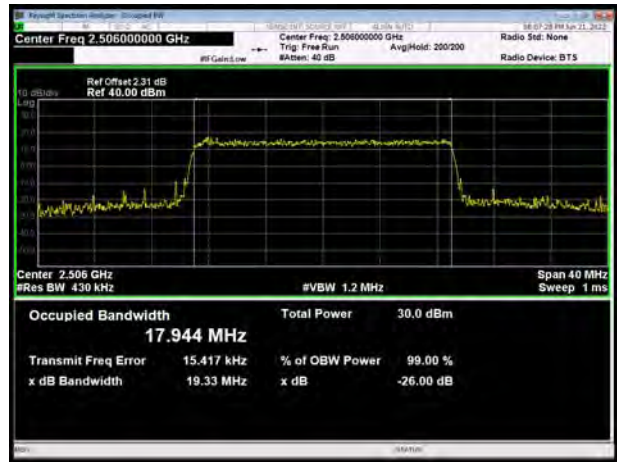




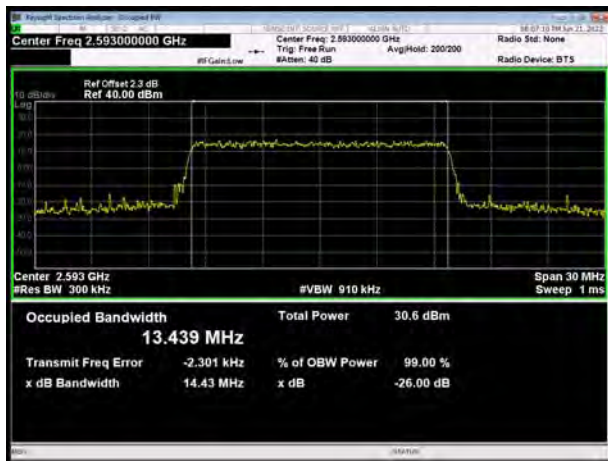
LTE Band 41 QPSK 15MHz CH-Low



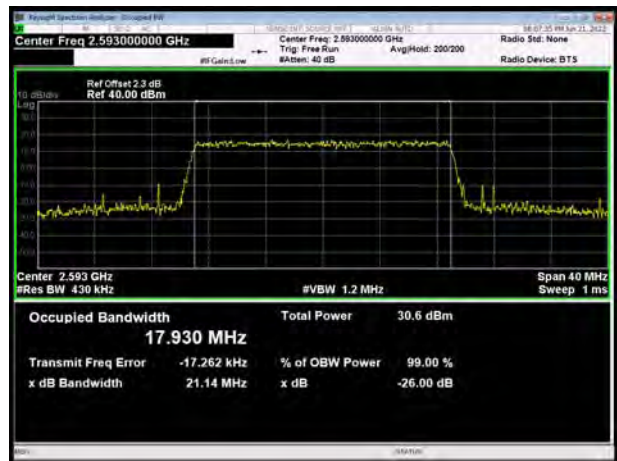
LTE Band 41 QPSK 20MHz CH-Low



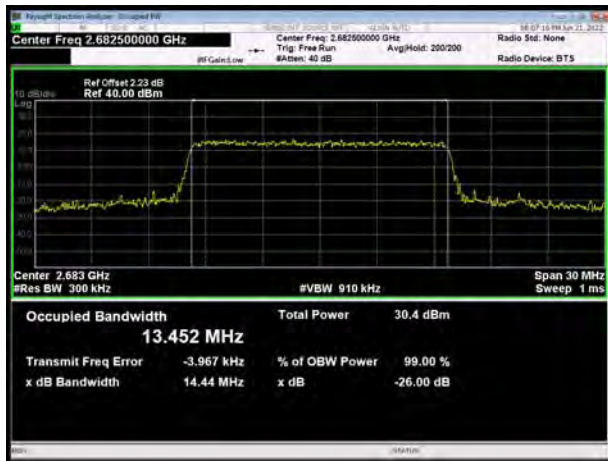
LTE Band 41 QPSK 15MHz CH-Middle



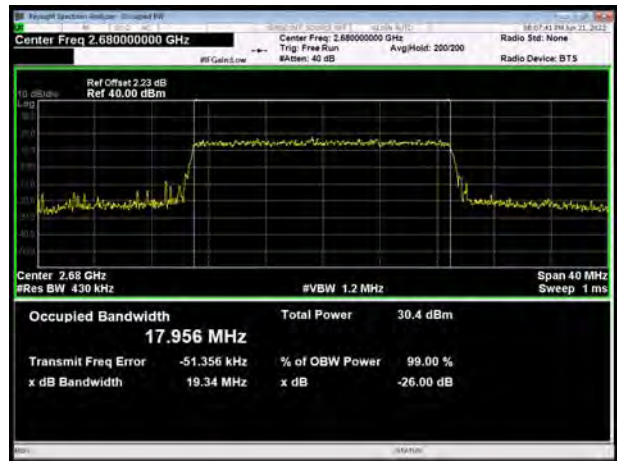
LTE Band 41 QPSK 20MHz CH-Middle



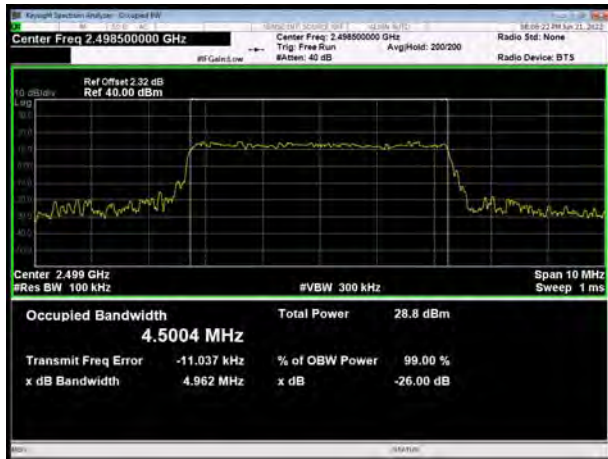
LTE Band 41 QPSK 15MHz CH-High



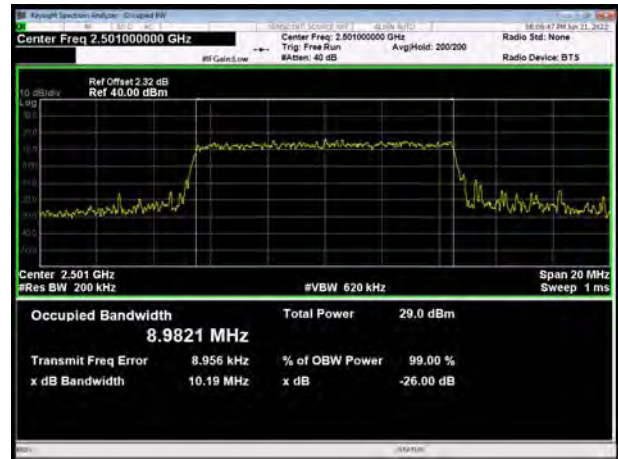
LTE Band 41 QPSK 20MHz CH-High



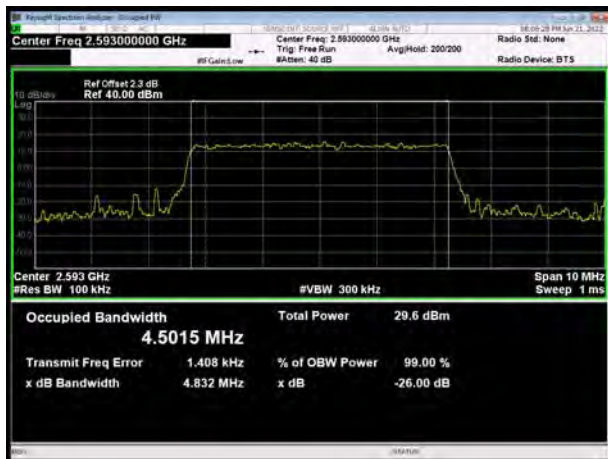
LTE Band 41 16QAM 5MHz CH-Low



LTE Band 41 16QAM 10MHz CH-Low



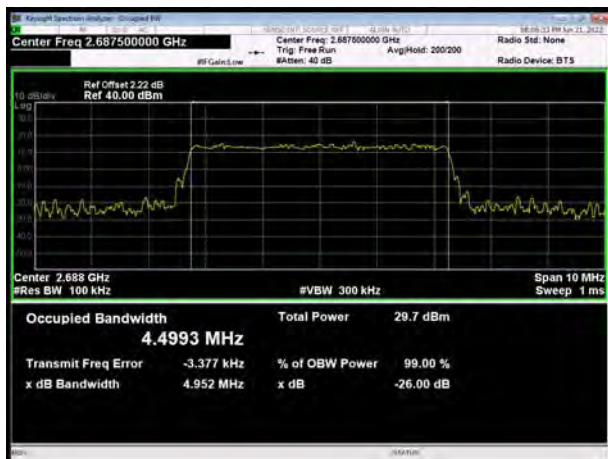
LTE Band 41 16QAM 5MHz CH-Middle



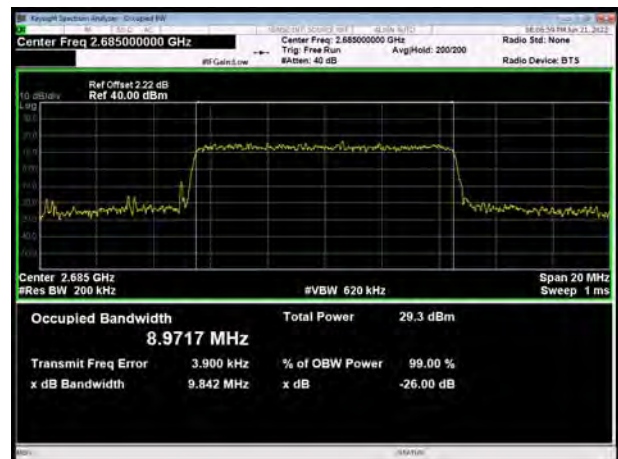
LTE Band 41 16QAM 10MHz CH-Middle



LTE Band 41 16QAM 5MHz CH-High

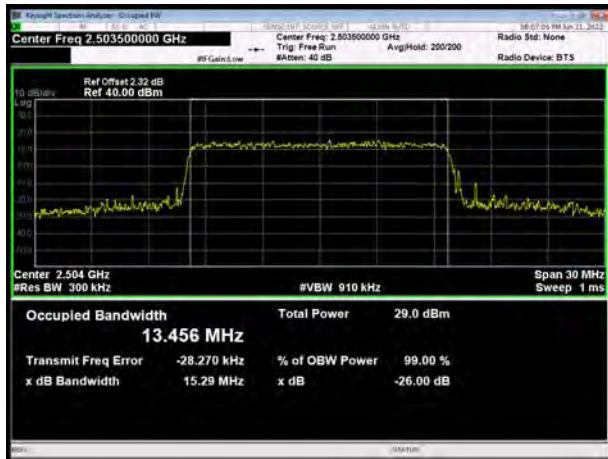


LTE Band 41 16QAM 10MHz CH-High

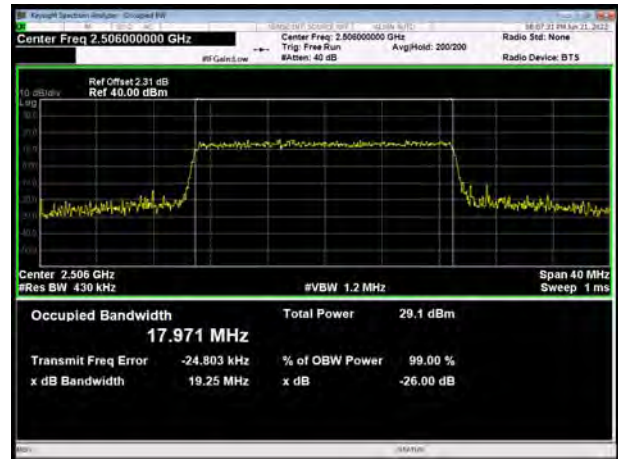




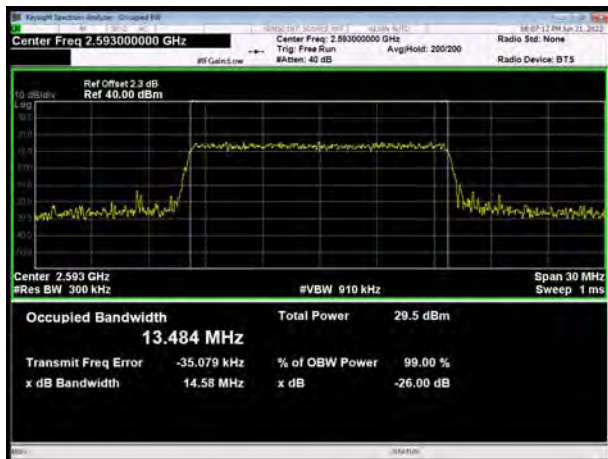
LTE Band 41 16QAM 15MHz CH-Low



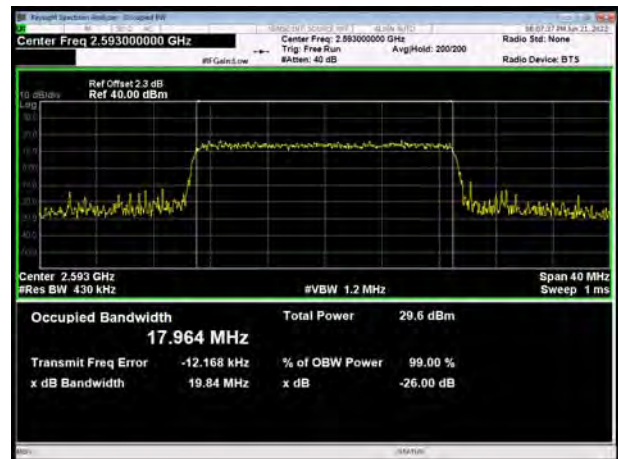
LTE Band 41 16QAM 20MHz CH-Low



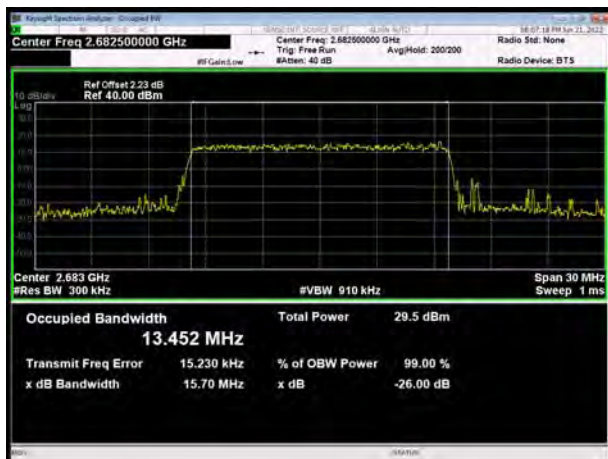
LTE Band 41 16QAM 15MHz CH-Middle



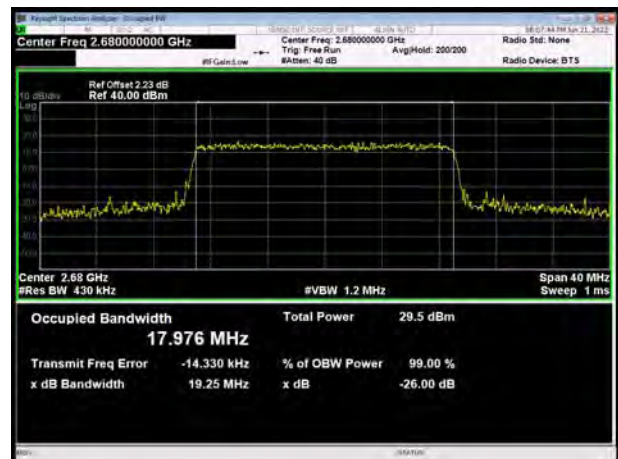
LTE Band 41 16QAM 20MHz CH-Middle



LTE Band 41 16QAM 15MHz CH-High

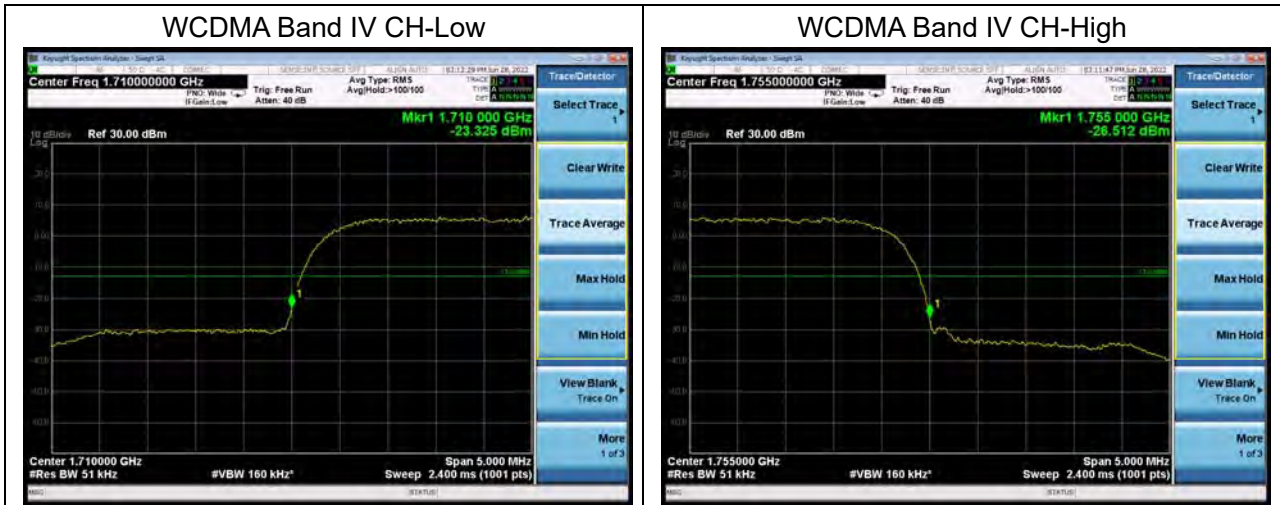


LTE Band 41 16QAM 20MHz CH-High



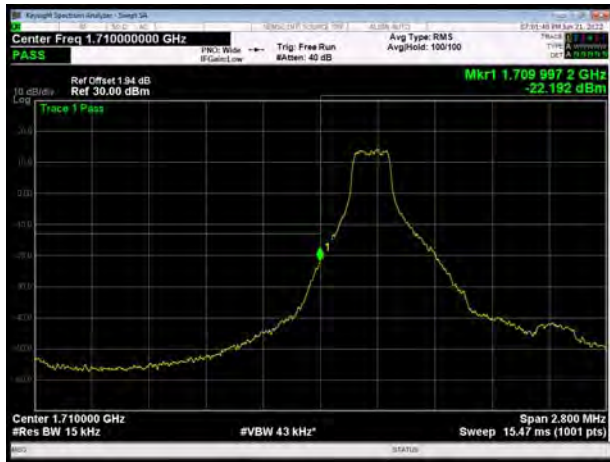
6.3 Band Edge Compliance

All the test traces in the plots shows the test results clearly.





LTE Band 4 QPSK 1.4MHz CH-Low, 1 RB



LTE Band 4 QPSK 1.4MHz CH-High, 1 RB



LTE Band 4 QPSK 1.4MHz CH-Low, 100%RB



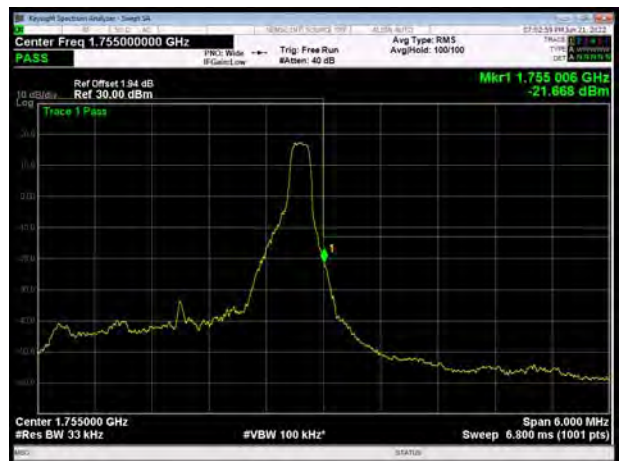
LTE Band 4 QPSK 1.4MHz CH-High, 100%RB



LTE Band 4 QPSK 3MHz CH-Low, 1 RB

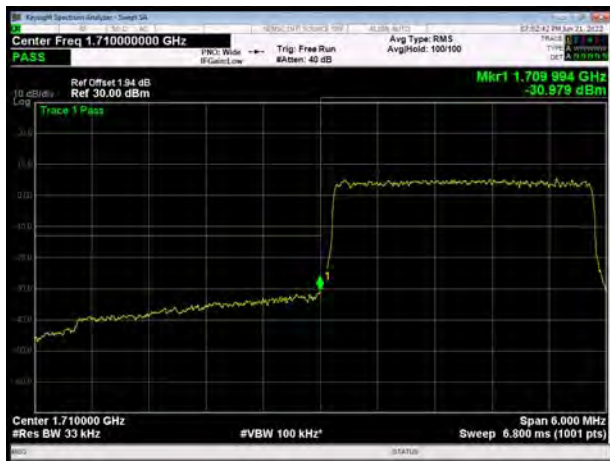


LTE Band 4 QPSK 3MHz CH-High, 1 RB





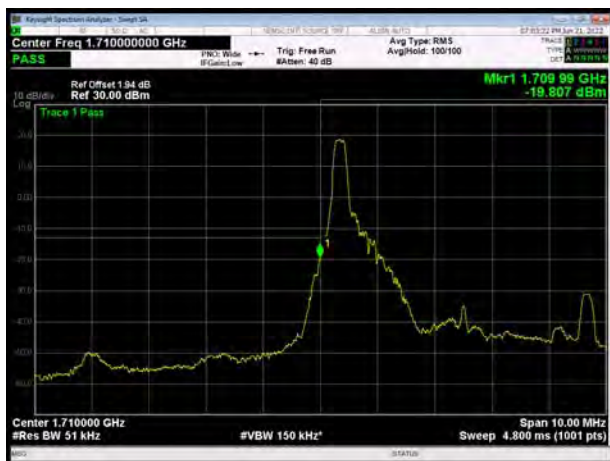
LTE Band 4 QPSK 3MHz CH-Low, 100%RB



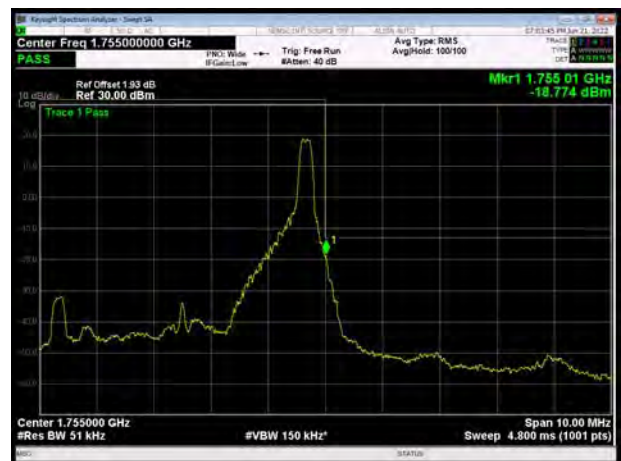
LTE Band 4 QPSK 3MHz CH-High, 100%RB



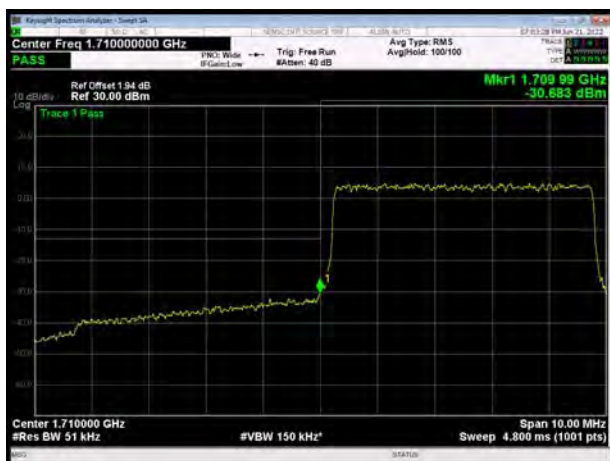
LTE Band 4 QPSK 5MHz CH-Low, 1 RB



LTE Band 4 QPSK 5MHz CH-High, 1 RB



LTE Band 4 QPSK 5MHz CH-Low, 100%RB

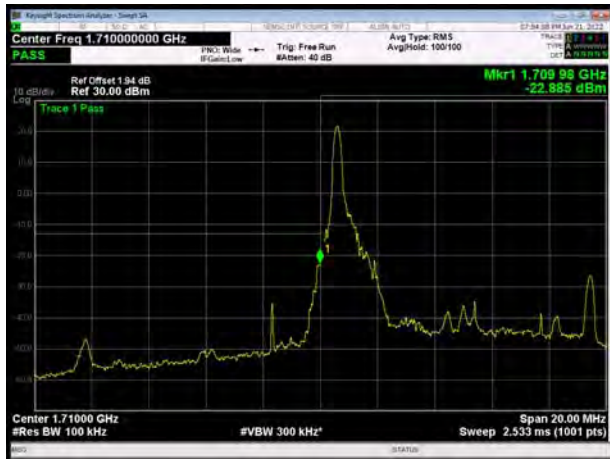


LTE Band 4 QPSK 5MHz CH-High, 100%RB

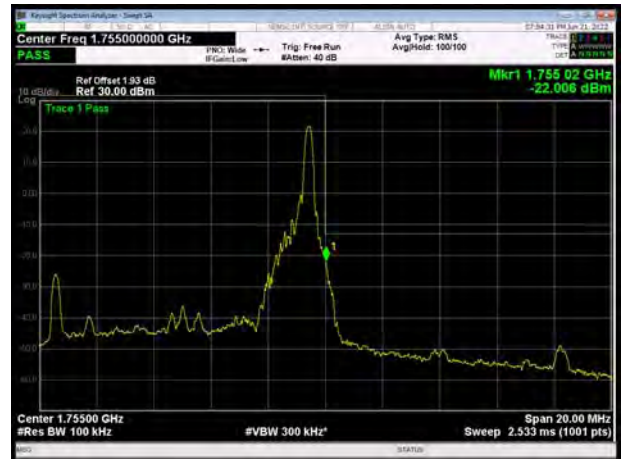




LTE Band 4 QPSK 10MHz CH-Low, 1 RB



LTE Band 4 QPSK 10MHz CH-High, 1 RB



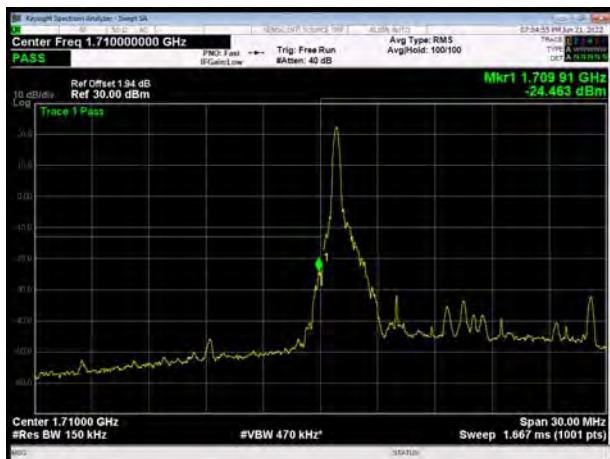
LTE Band 4 QPSK 10MHz CH-Low, 100%RB



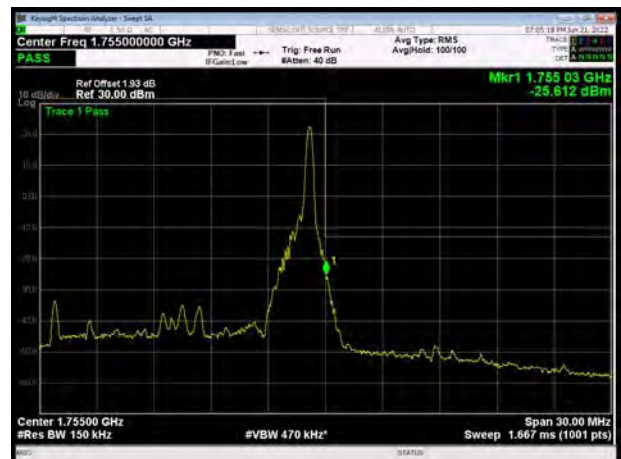
LTE Band 4 QPSK 10MHz CH-High, 100%RB



LTE Band 4 QPSK 15MHz CH-Low, 1 RB



LTE Band 4 QPSK 15MHz CH-High, 1 RB





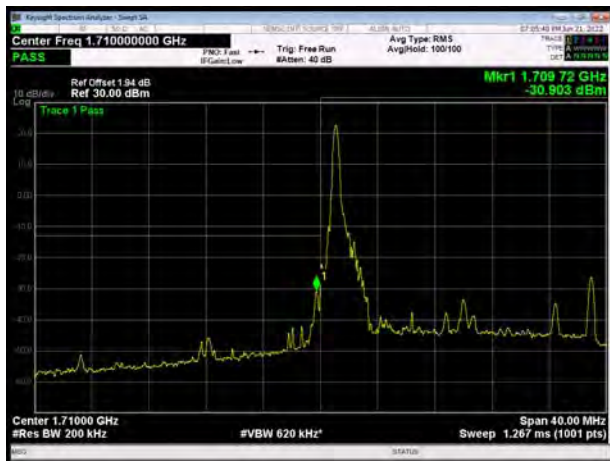
LTE Band 4 QPSK 15MHz CH-Low, 100%RB



LTE Band 4 QPSK 15MHz CH-High, 100%RB



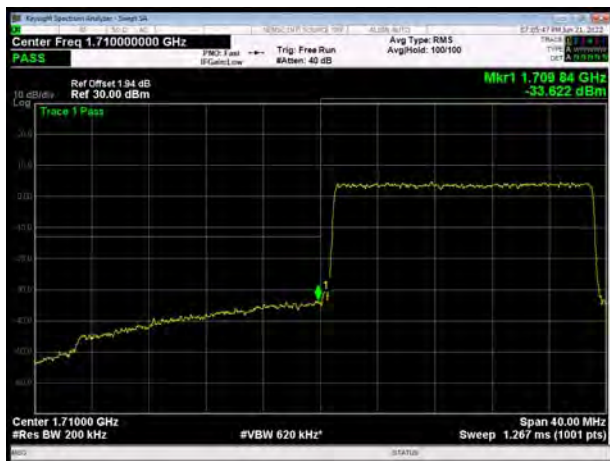
LTE Band 4 QPSK 20MHz CH-Low, 1 RB



LTE Band 4 QPSK 20MHz CH-High, 1 RB



LTE Band 4 QPSK 20MHz CH-Low, 100%RB

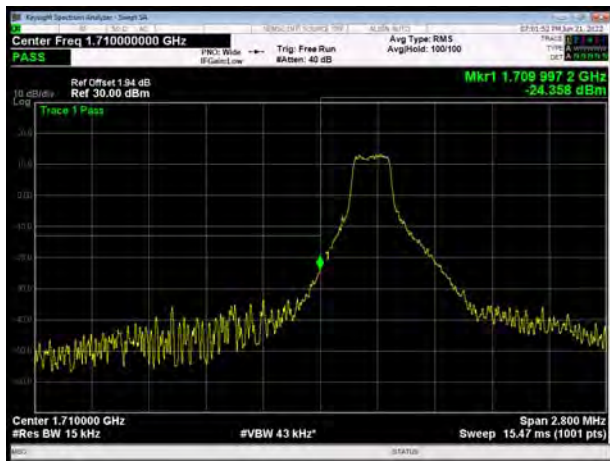


LTE Band 4 QPSK 20MHz CH-High, 100%RB

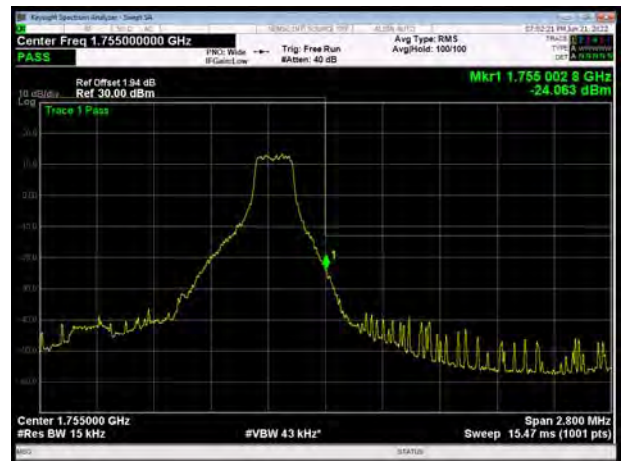




LTE Band 4 16QAM 1.4MHz CH-Low, 1 RB



LTE Band 4 16QAM 1.4MHz CH-High, 1 RB



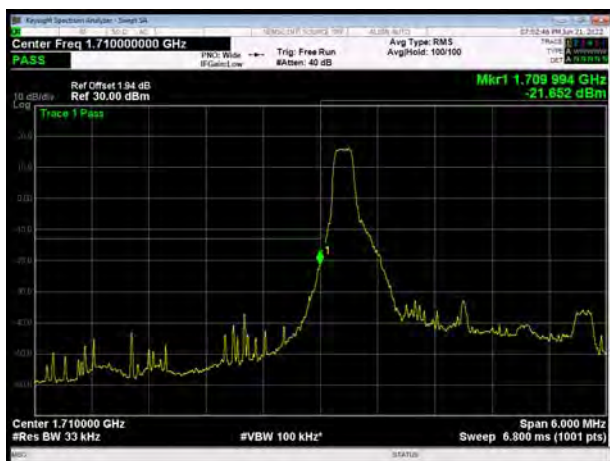
LTE Band 4 16QAM 1.4MHz CH-Low, 100%RB



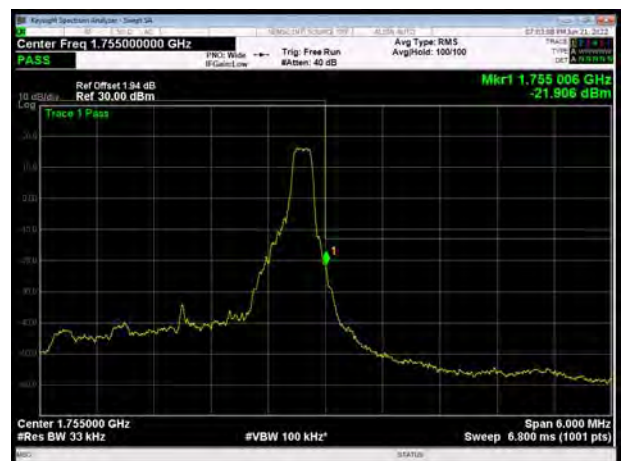
LTE Band 4 16QAM 1.4MHz CH-High, 100%RB



LTE Band 4 16QAM 3MHz CH-Low, 1 RB

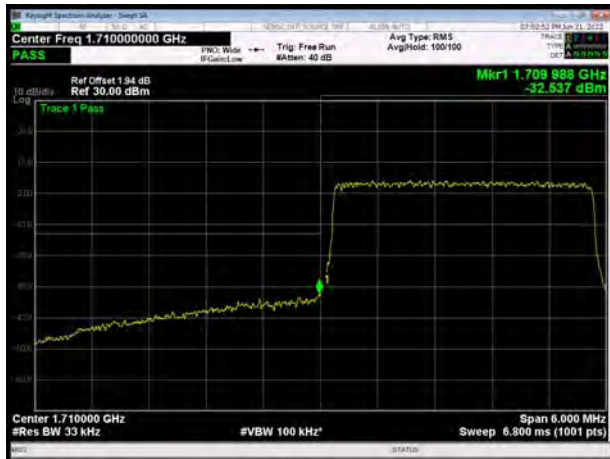


LTE Band 4 16QAM 3MHz CH-High, 1 RB





LTE Band 4 16QAM 3MHz CH-Low, 100%RB



LTE Band 4 16QAM 3MHz CH-High, 100%RB



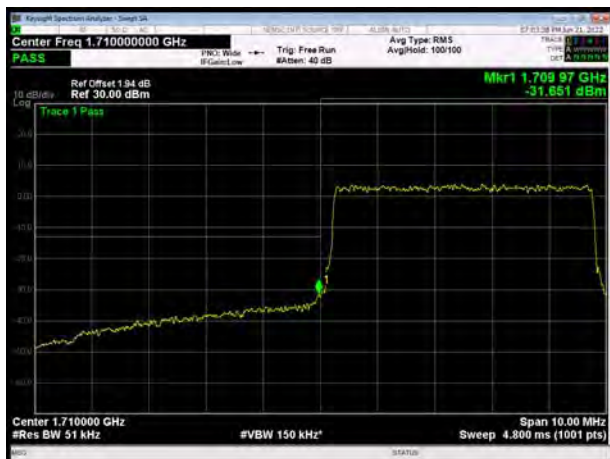
LTE Band 4 16QAM 5MHz CH-Low, 1 RB



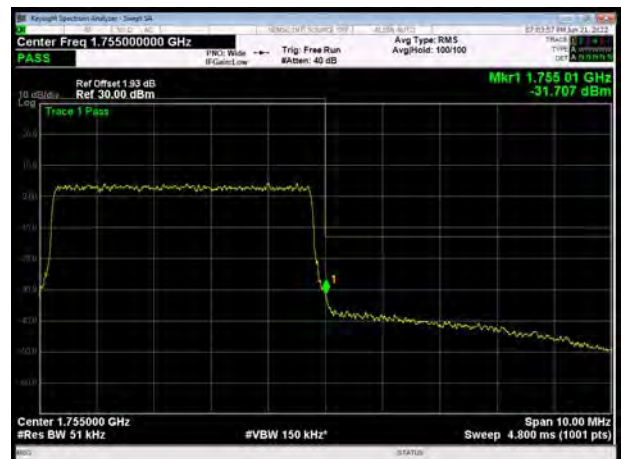
LTE Band 4 16QAM 5MHz CH-High, 1 RB



LTE Band 4 16QAM 5MHz CH-Low, 100%RB



LTE Band 4 16QAM 5MHz CH-High, 100%RB





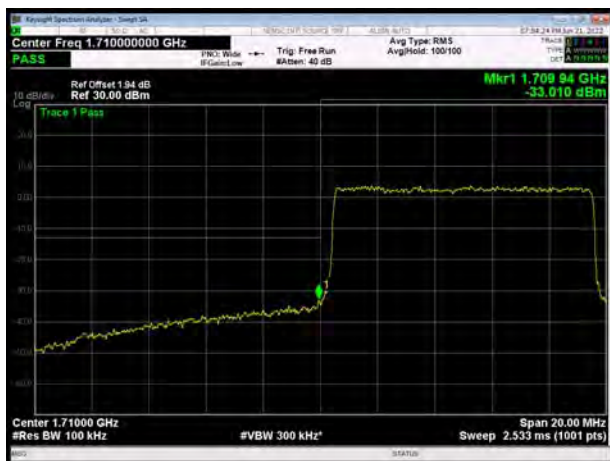
LTE Band 4 16QAM 10MHz CH-Low, 1 RB



LTE Band 4 16QAM 10MHz CH-High, 1 RB



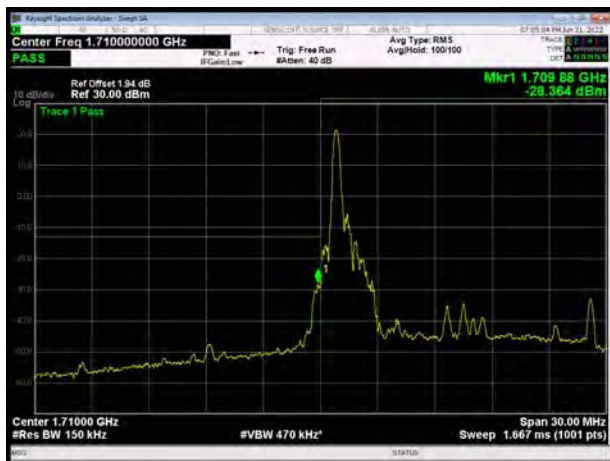
LTE Band 4 16QAM 10MHz CH-Low, 100%RB



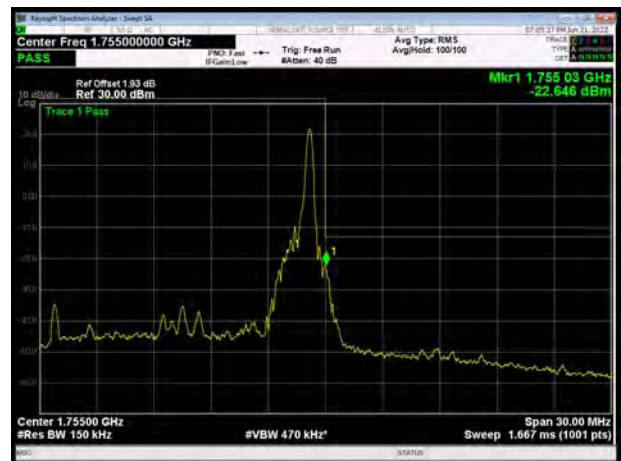
LTE Band 4 16QAM 10MHz CH-High, 100%RB



LTE Band 4 16QAM 15MHz CH-Low, 1 RB

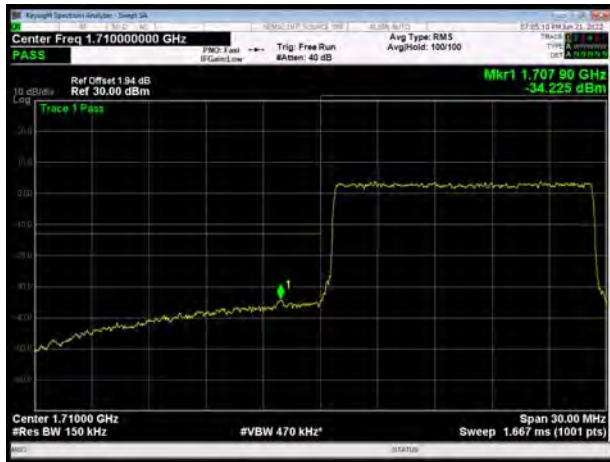


LTE Band 4 16QAM 15MHz CH-High, 1 RB

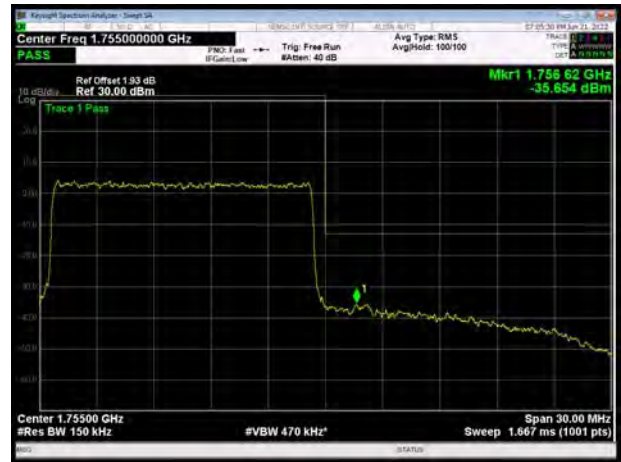




LTE Band 4 16QAM 15MHz CH-Low, 100%RB



LTE Band 4 16QAM 15MHz CH-High, 100%RB



LTE Band 4 16QAM 20MHz CH-Low, 1 RB



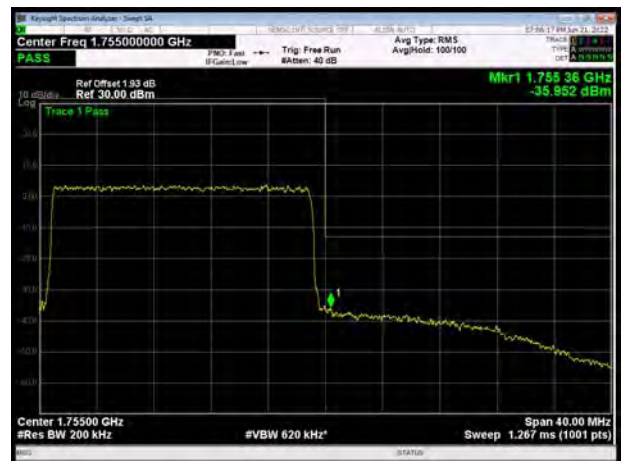
LTE Band 4 16QAM 20MHz CH-High, 1 RB



LTE Band 4 16QAM 20MHz CH-Low, 100%RB

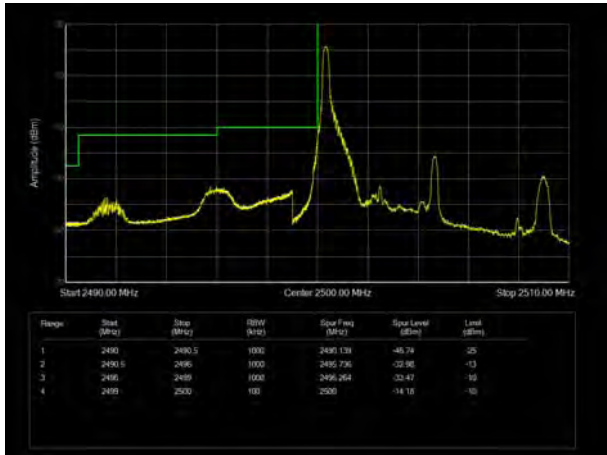


LTE Band 4 16QAM 20MHz CH-High, 100%RB

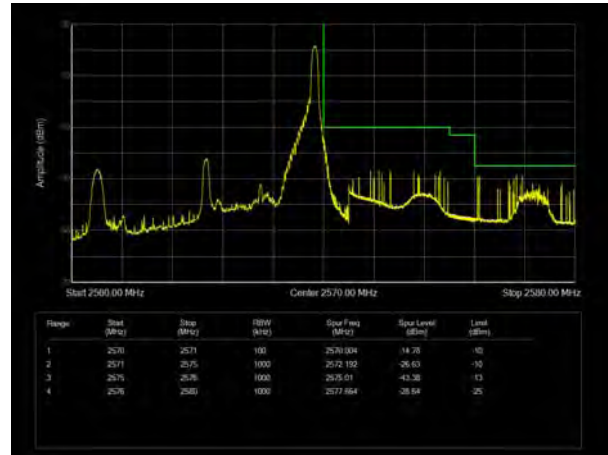




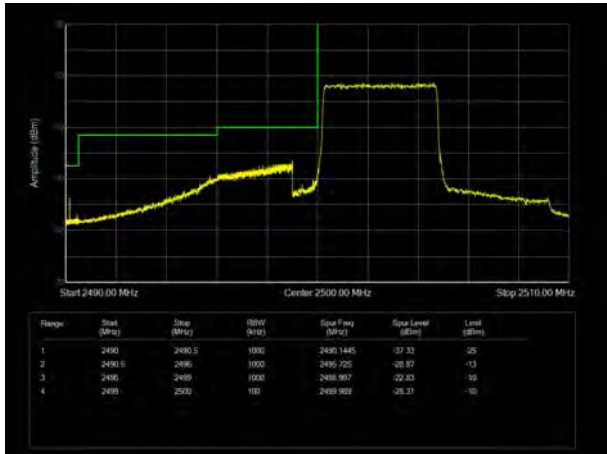
LTE Band 7 QPSK 5MHz CH-Low, 1 RB



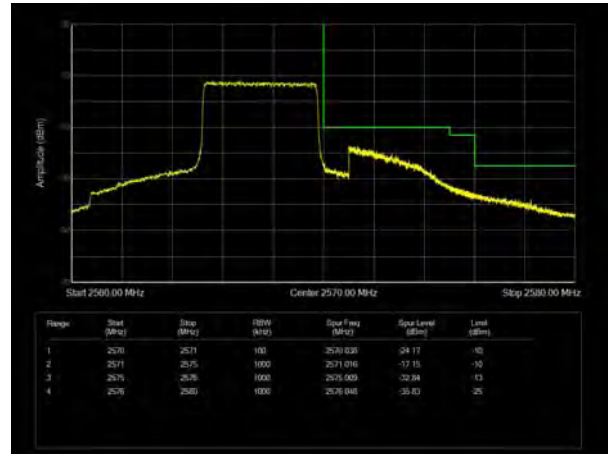
LTE Band 7 QPSK 5MHz CH-High, 1 RB



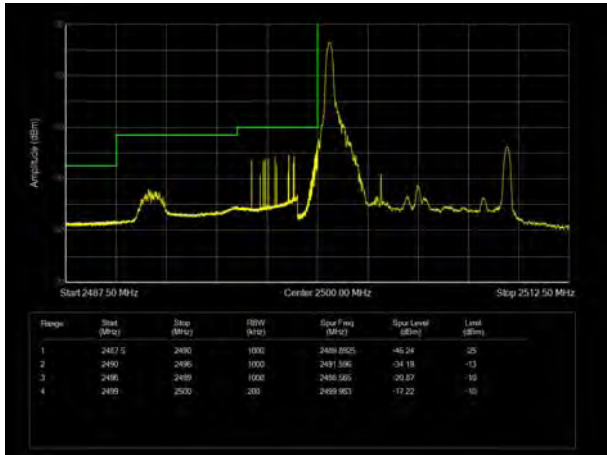
LTE Band 7 QPSK 5MHz CH-Low, 100%RB



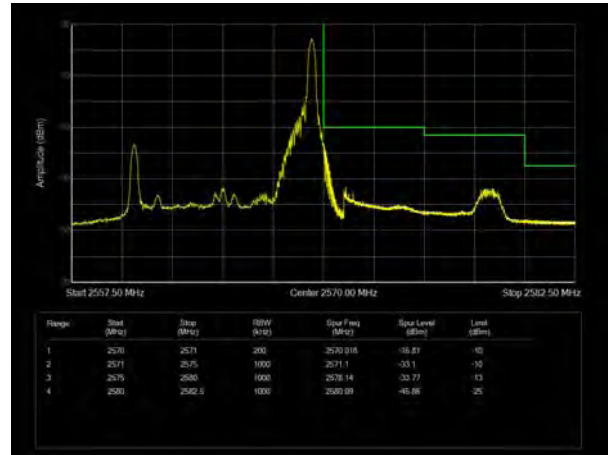
LTE Band 7 QPSK 5MHz CH-High, 100%RB



LTE Band 7 QPSK 10MHz CH-Low, 1 RB

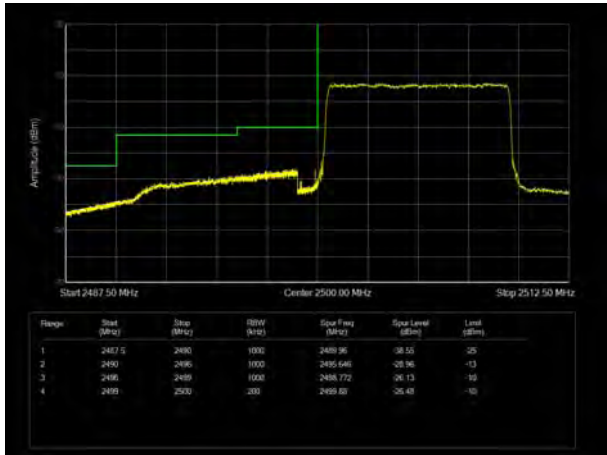


LTE Band 7 QPSK 10MHz CH-High, 1 RB

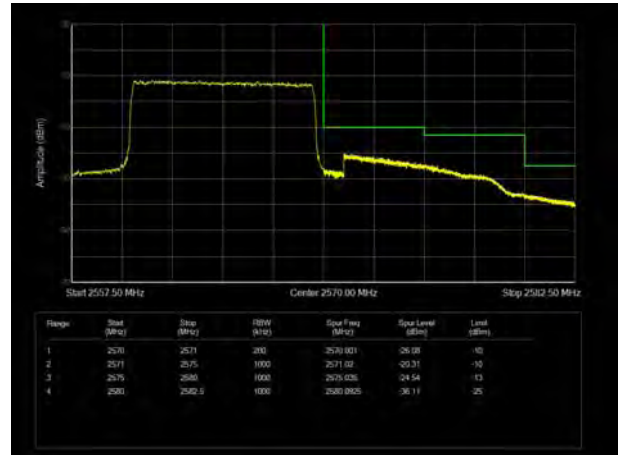




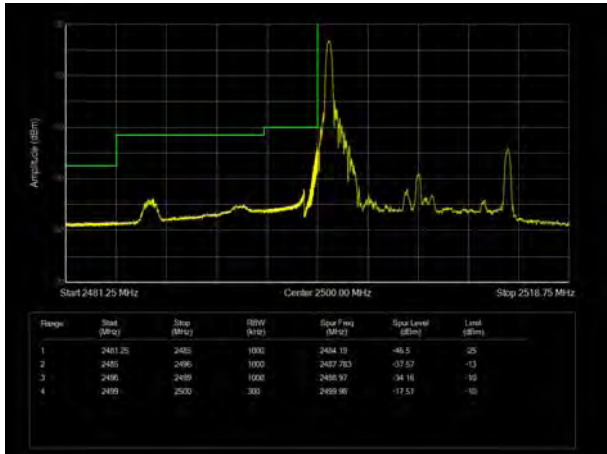
LTE Band 7 QPSK 10MHz CH-Low, 100%RB



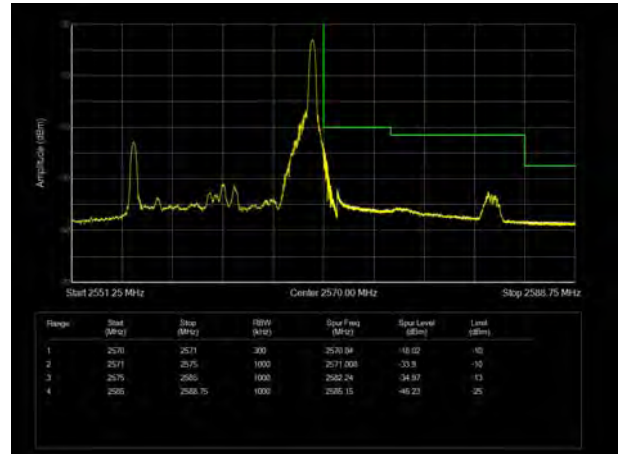
LTE Band 7 QPSK 10MHz CH-High, 100%RB



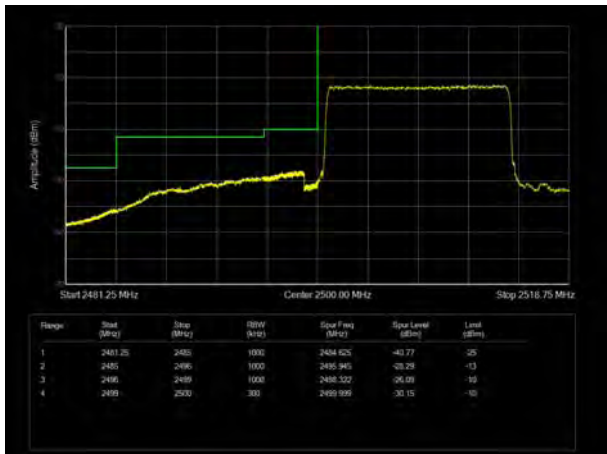
LTE Band 7 QPSK 15MHz CH-Low, 1 RB



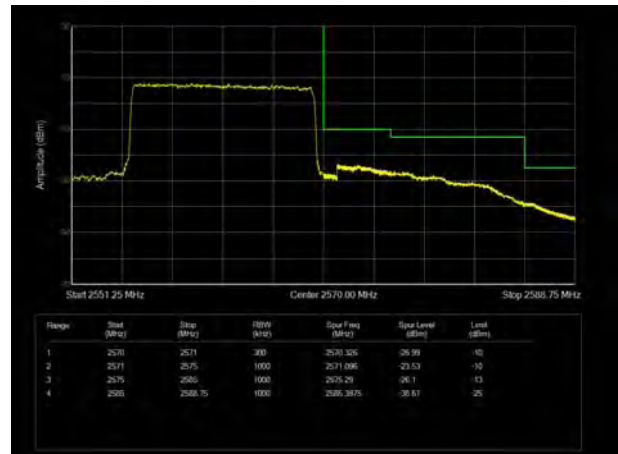
LTE Band 7 QPSK 15MHz CH-High, 1 RB



LTE Band 7 QPSK 15MHz CH-Low, 100%RB

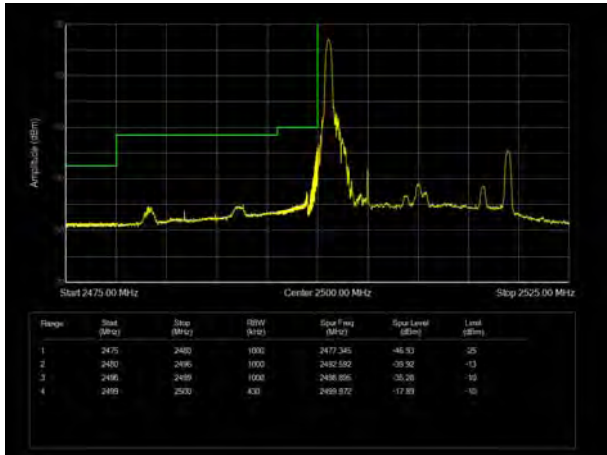


LTE Band 7 QPSK 15MHz CH-High, 100%RB

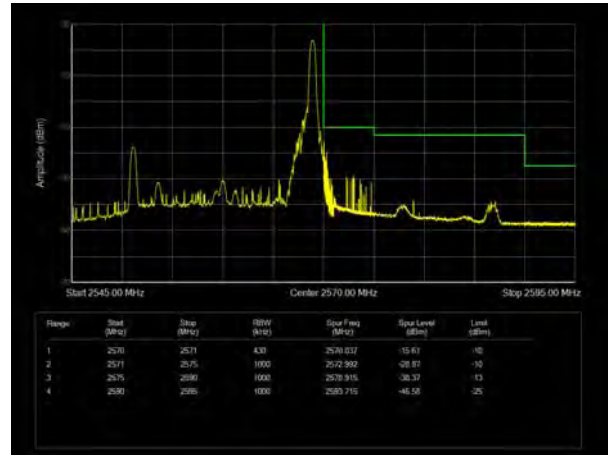




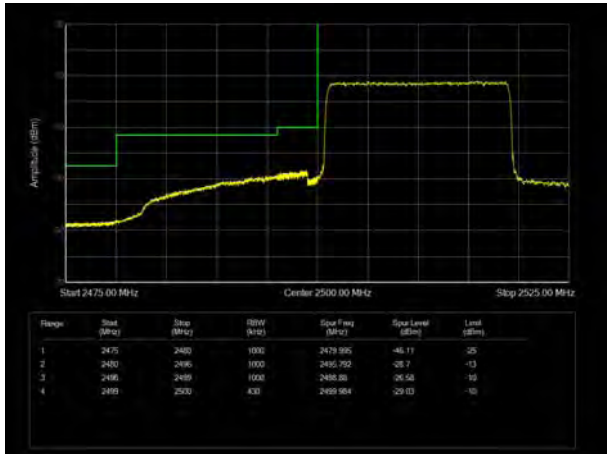
LTE Band 7 QPSK 20MHz CH-Low, 1 RB



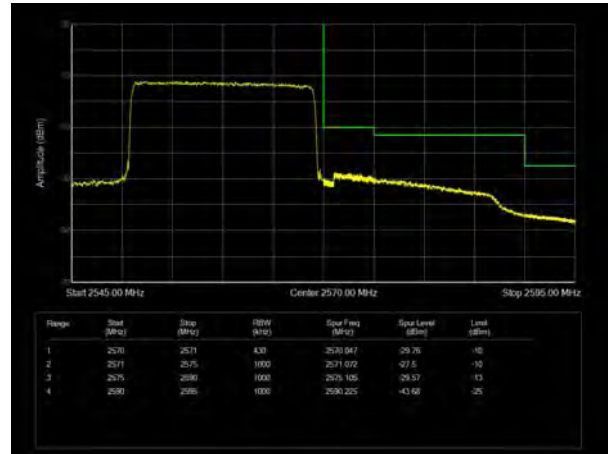
LTE Band 7 QPSK 20MHz CH-High, 1 RB



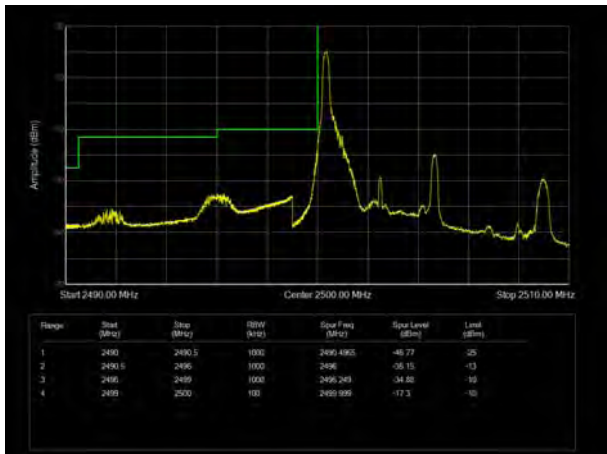
LTE Band 7 QPSK 20MHz CH-Low, 100%RB



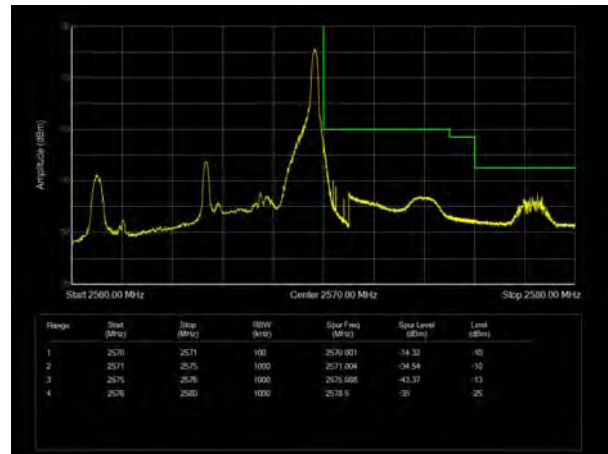
LTE Band 7 QPSK 20MHz CH-High, 100%RB



LTE Band 7 16QAM 5MHz CH-Low, 1 RB

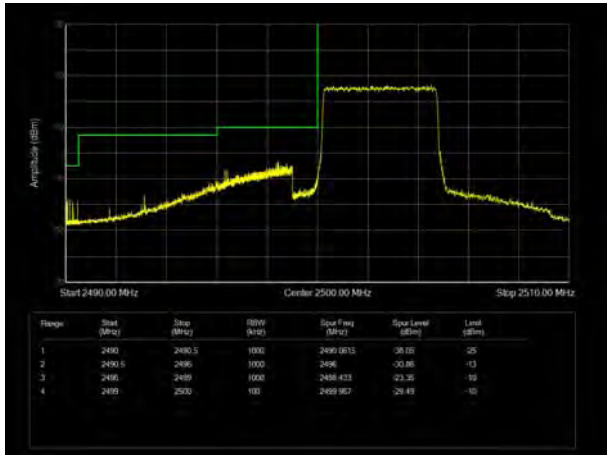


LTE Band 7 16QAM 5MHz CH-High, 1 RB

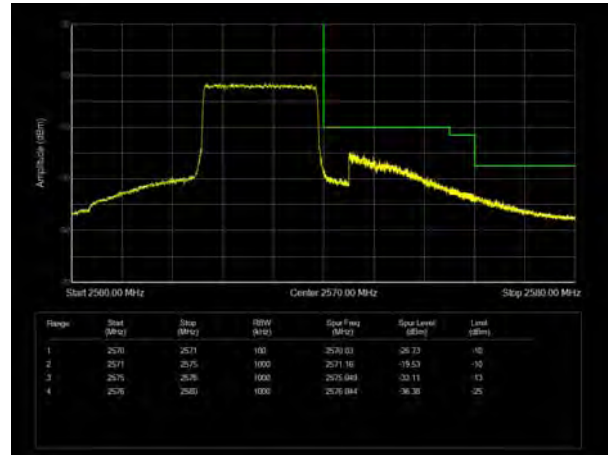




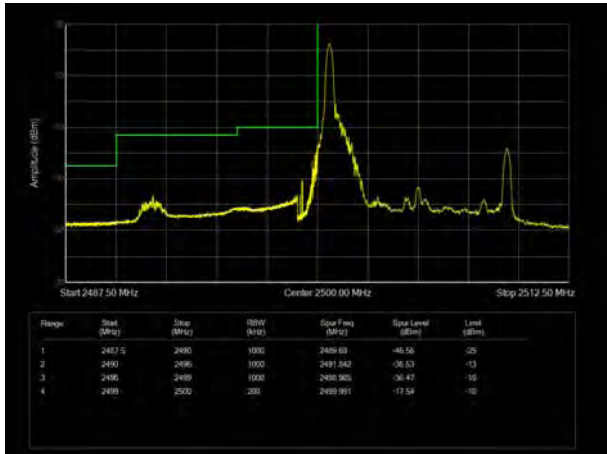
LTE Band 7 16QAM 5MHz CH-Low, 100%RB



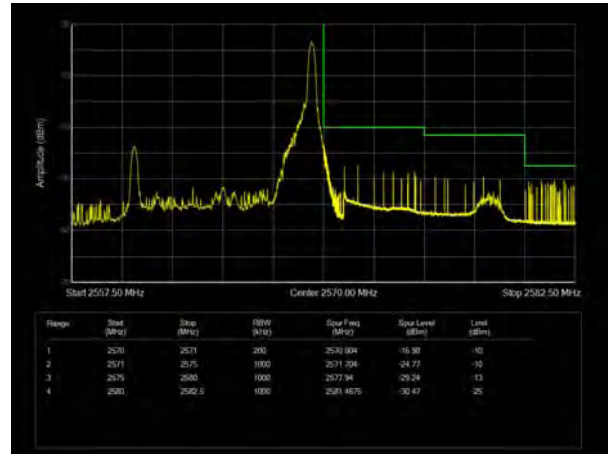
LTE Band 7 16QAM 5MHz CH-High, 100%RB



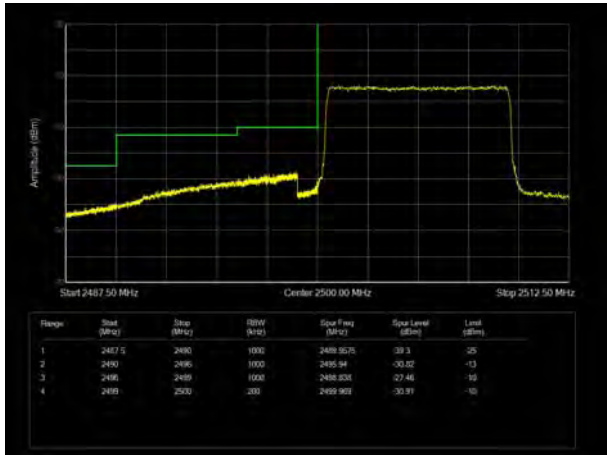
LTE Band 7 16QAM 10MHz CH-Low, 1 RB



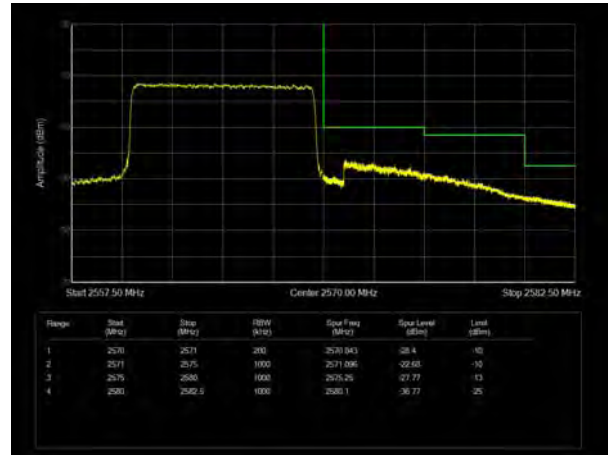
LTE Band 7 16QAM 10MHz CH-High, 1 RB



LTE Band 7 16QAM 10MHz CH-Low, 100%RB

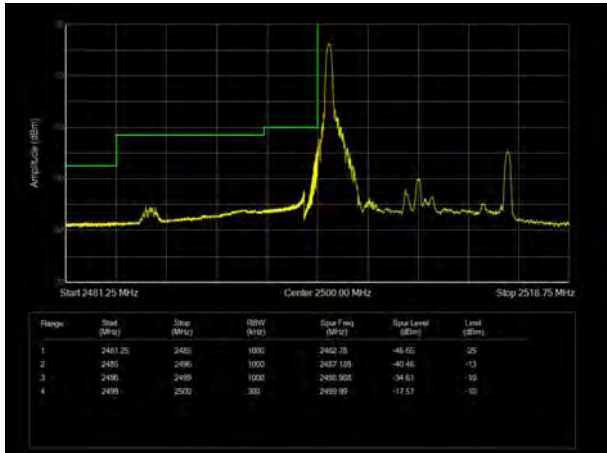


LTE Band 7 16QAM 10MHz CH-High, 100%RB

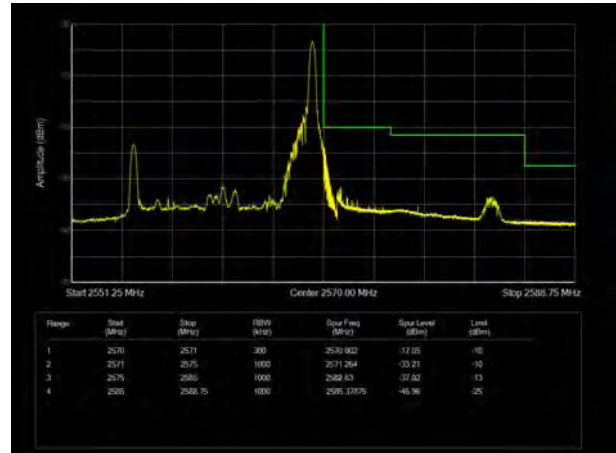




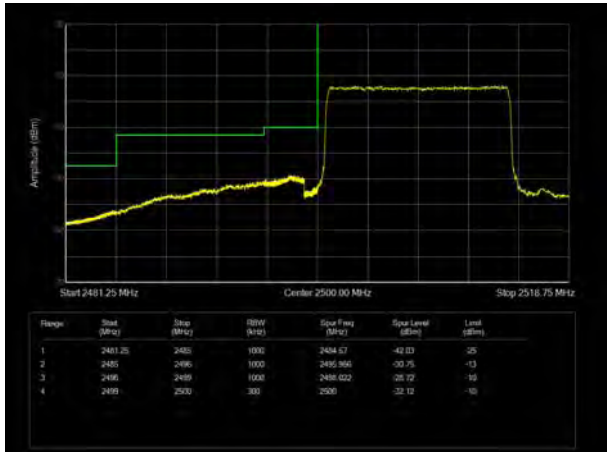
LTE Band 7 16QAM 15MHz CH-Low, 1 RB



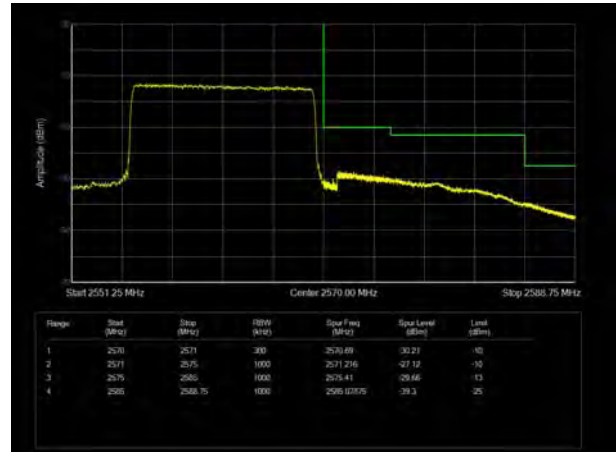
LTE Band 7 16QAM 15MHz CH-High, 1 RB



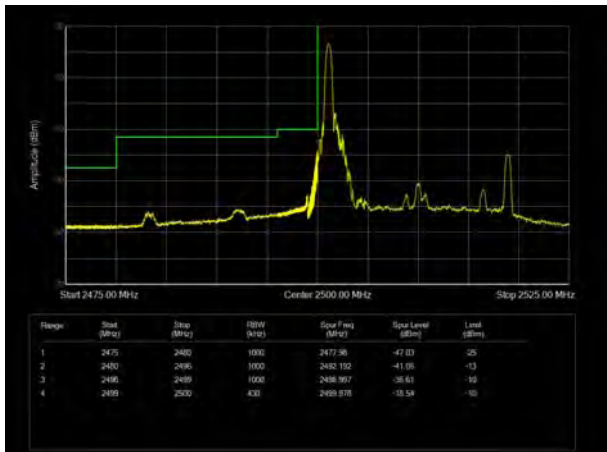
LTE Band 7 16QAM 15MHz CH-Low, 100%RB



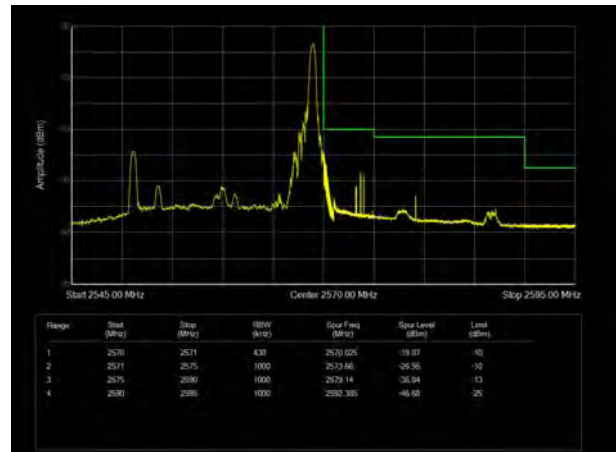
LTE Band 7 16QAM 15MHz CH-High, 100%RB



LTE Band 7 16QAM 20MHz CH-Low, 1 RB

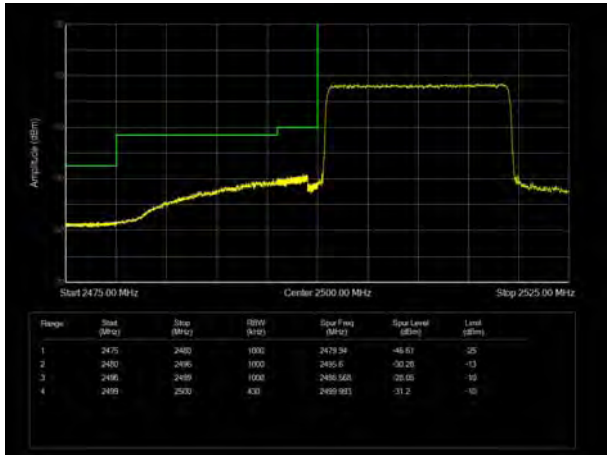


LTE Band 7 16QAM 20MHz CH-High, 1 RB

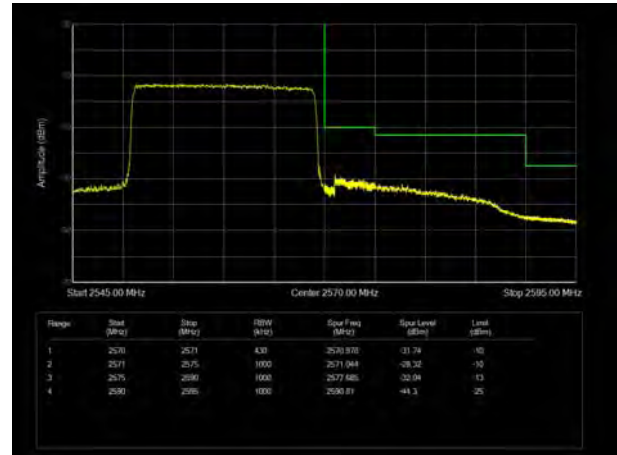




LTE Band 7 16QAM 20MHz CH-Low, 100%RB

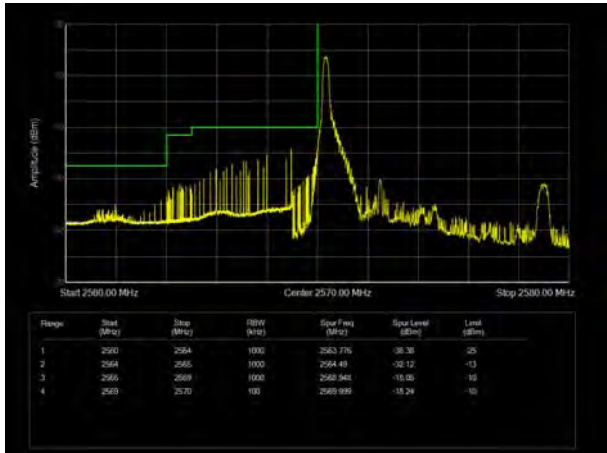


LTE Band 7 16QAM 20MHz CH-High, 100%RB

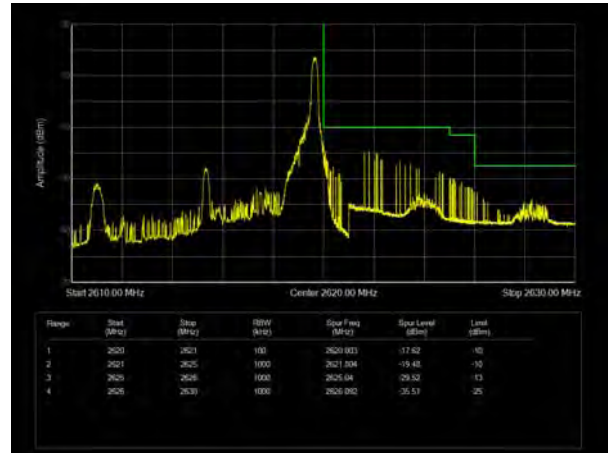




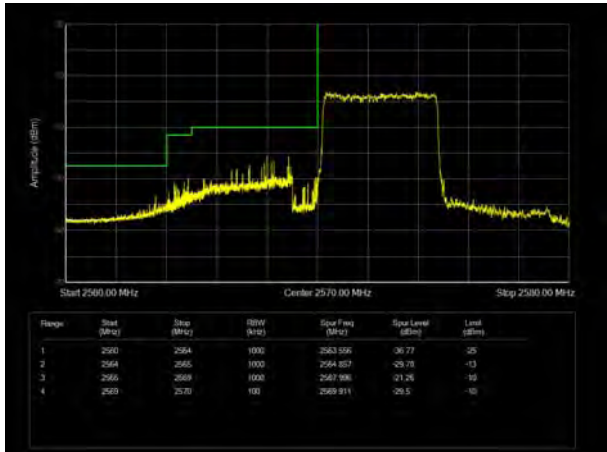
LTE Band 38 QPSK 5MHz CH-Low, 1 RB



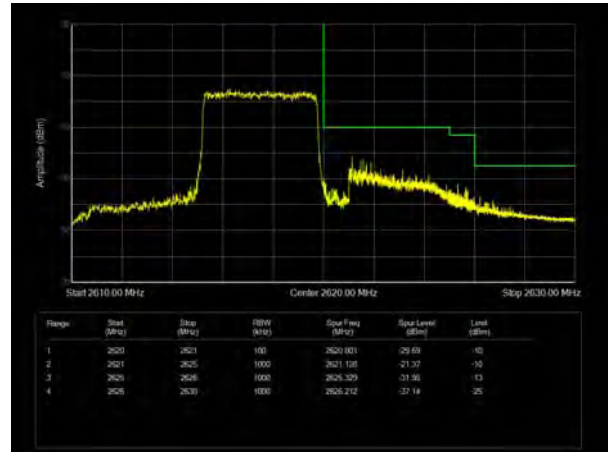
LTE Band 38 QPSK 5MHz CH-High, 1 RB



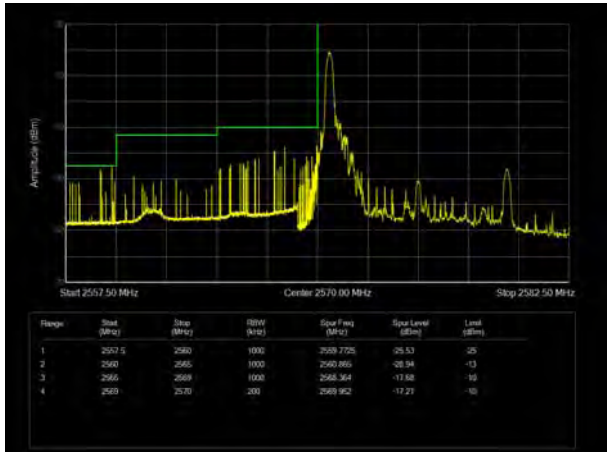
LTE Band 38 QPSK 5MHz CH-Low, 100%RB



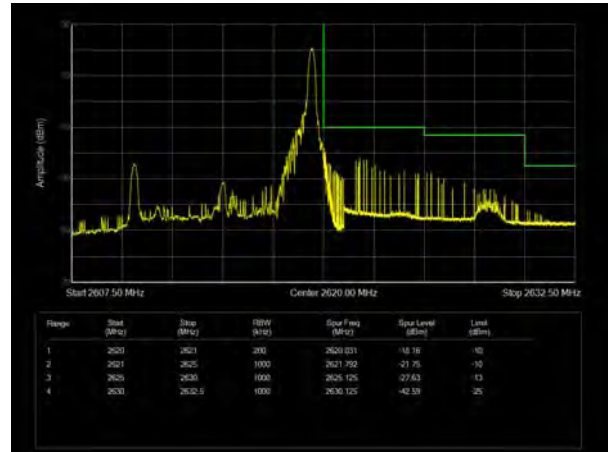
LTE Band 38 QPSK 5MHz CH-High, 100%RB



LTE Band 38 QPSK 10MHz CH-Low, 1 RB

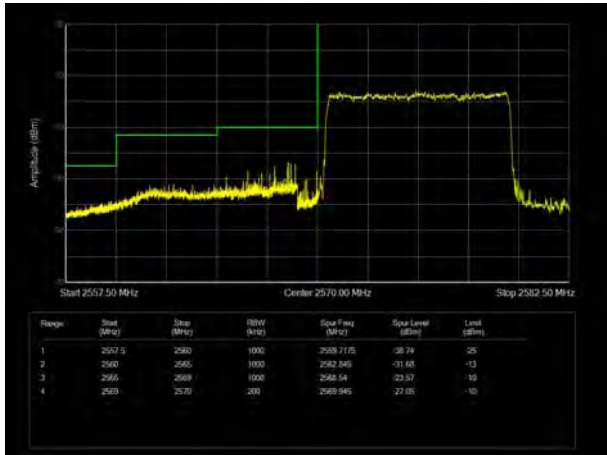


LTE Band 38 QPSK 10MHz CH-High, 1 RB

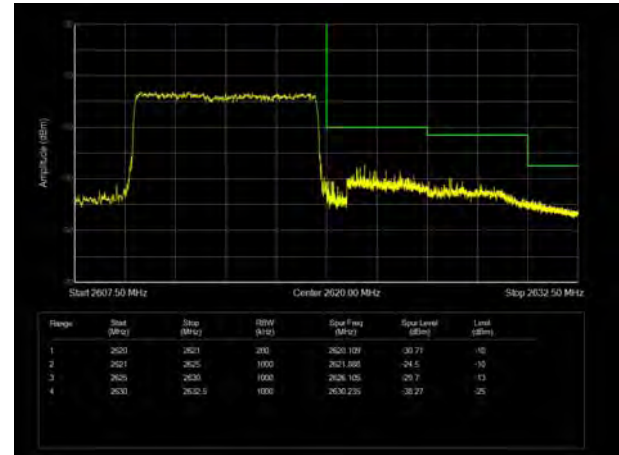




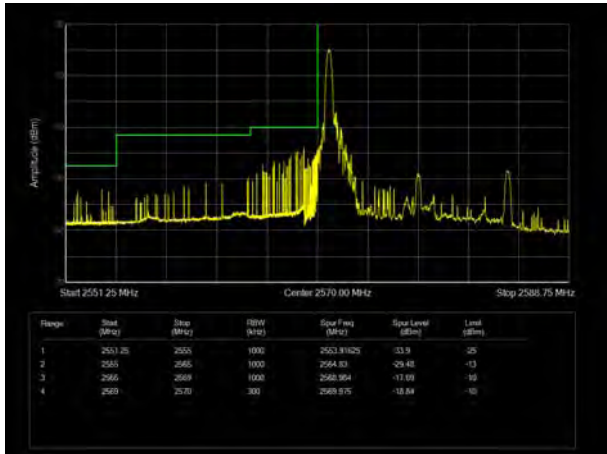
LTE Band 38 QPSK 10MHz CH-Low, 100%RB



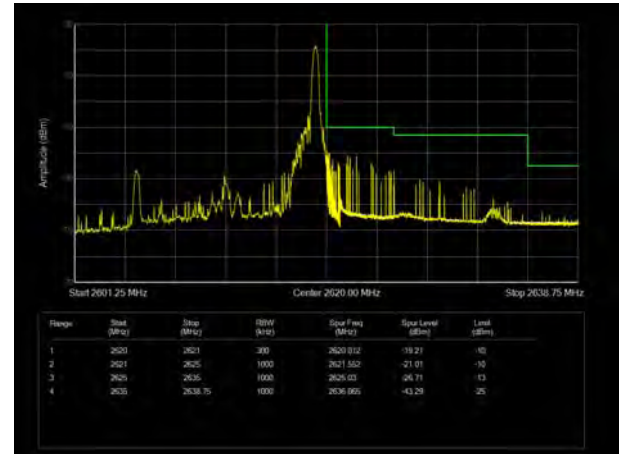
LTE Band 38 QPSK 10MHz CH-High, 100%RB



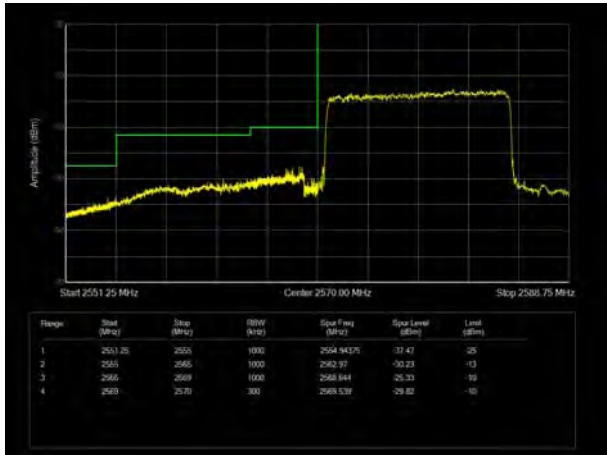
LTE Band 38 QPSK 15MHz CH-Low, 1 RB



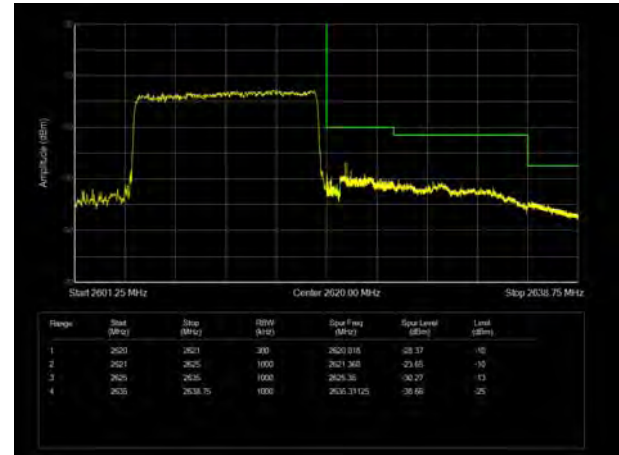
LTE Band 38 QPSK 15MHz CH-High, 1 RB



LTE Band 38 QPSK 15MHz CH-Low, 100%RB

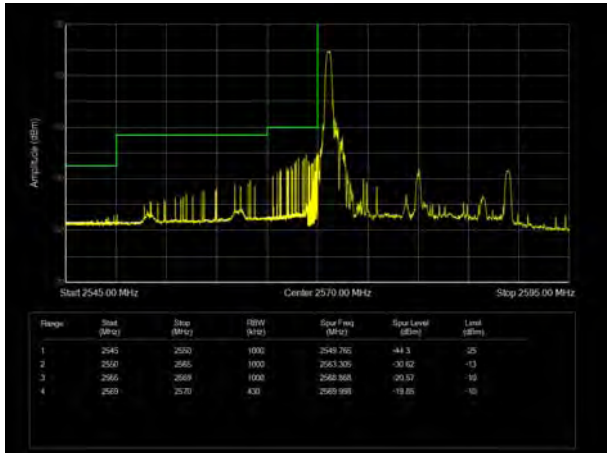


LTE Band 38 QPSK 15MHz CH-High, 100%RB

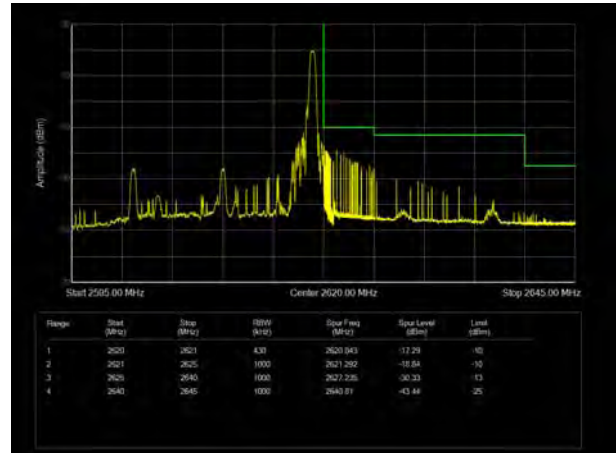




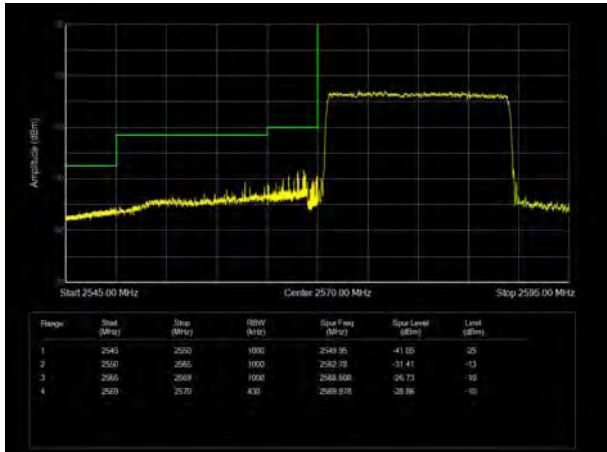
LTE Band 38 QPSK 20MHz CH-Low, 1 RB



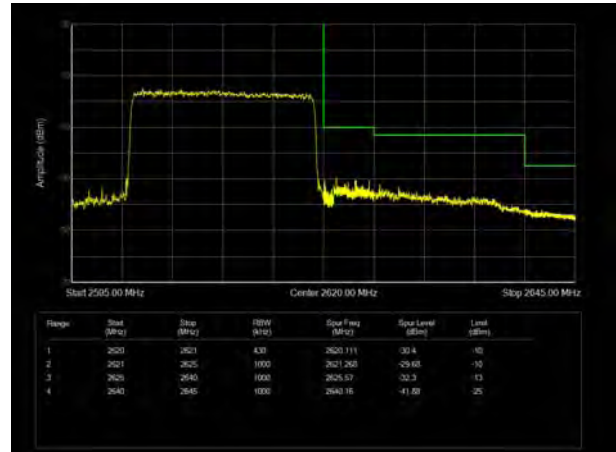
LTE Band 38 QPSK 20MHz CH-High, 1 RB



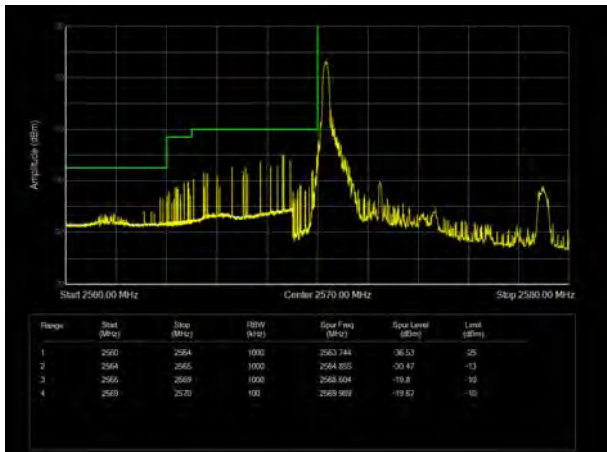
LTE Band 38 QPSK 20MHz CH-Low, 100%RB



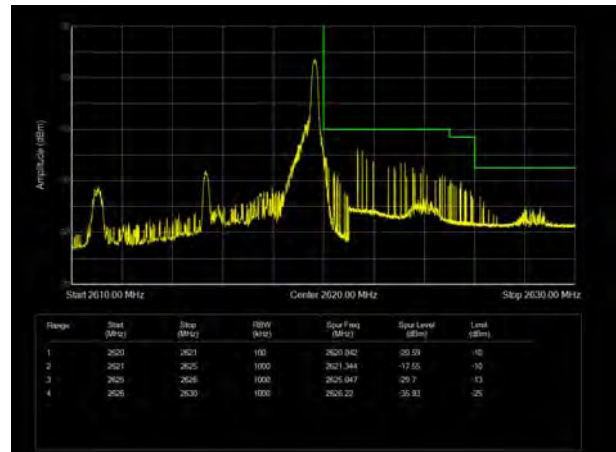
LTE Band 38 QPSK 20MHz CH-High, 100%RB



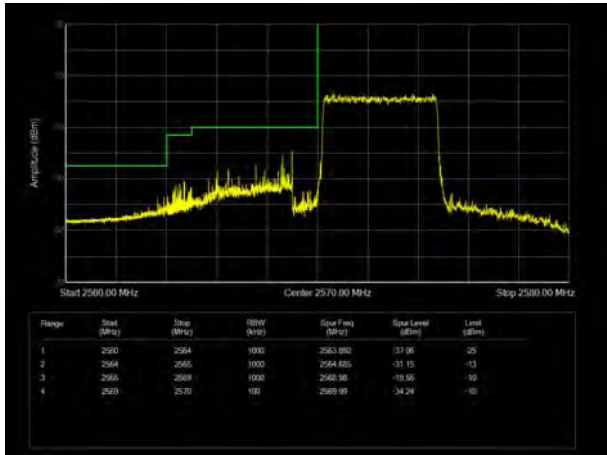
LTE Band 38 16QAM 5MHz CH-Low, 1 RB



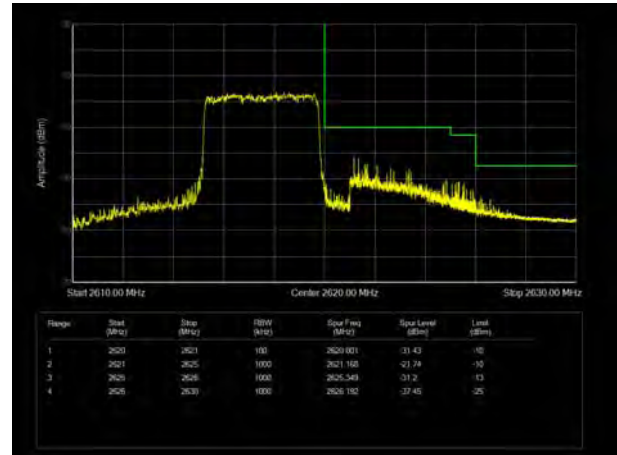
LTE Band 38 16QAM 5MHz CH-High, 1 RB



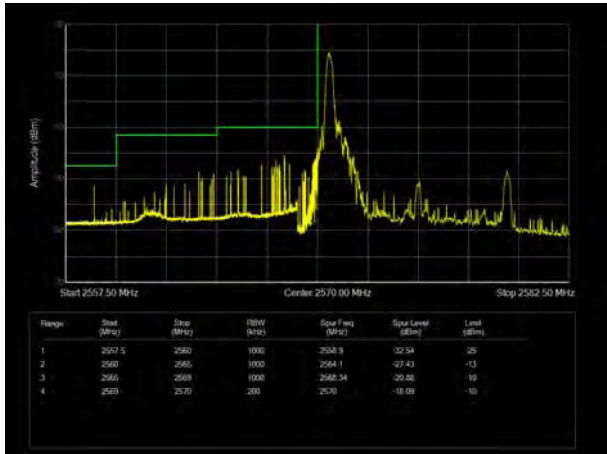
LTE Band 38 16QAM 5MHz CH-Low, 100%RB



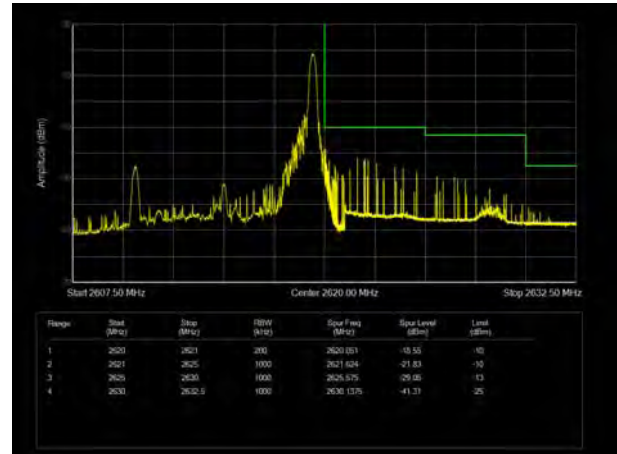
LTE Band 38 16QAM 5MHz CH-High, 100%RB



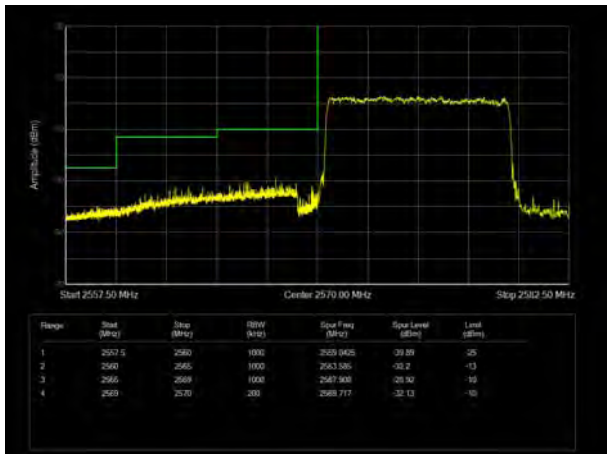
LTE Band 38 16QAM 10MHz CH-Low, 1 RB



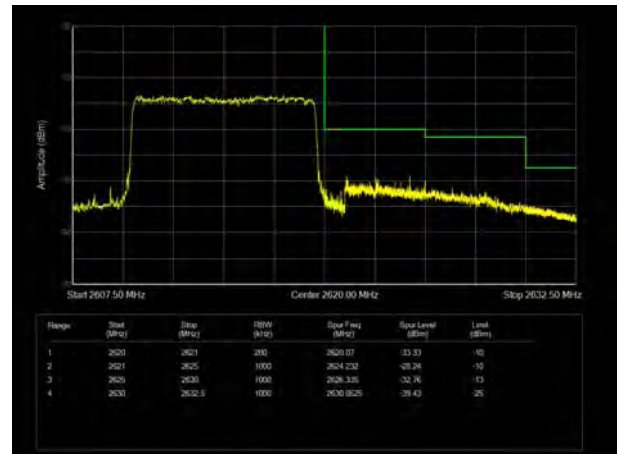
LTE Band 38 16QAM 10MHz CH-High, 1 RB



LTE Band 38 16QAM 10MHz CH-Low, 100%RB

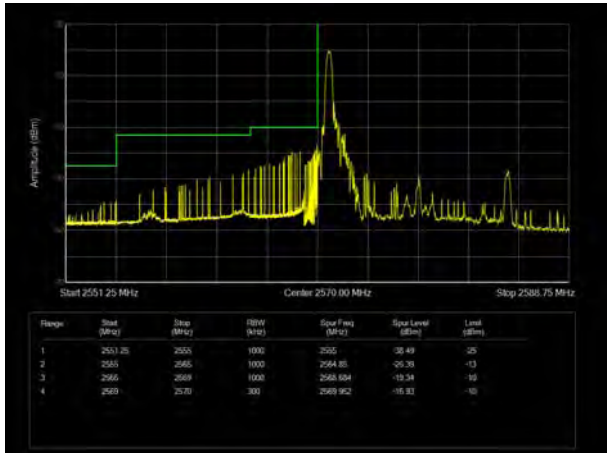


LTE Band 38 16QAM 10MHz CH-High, 100%RB

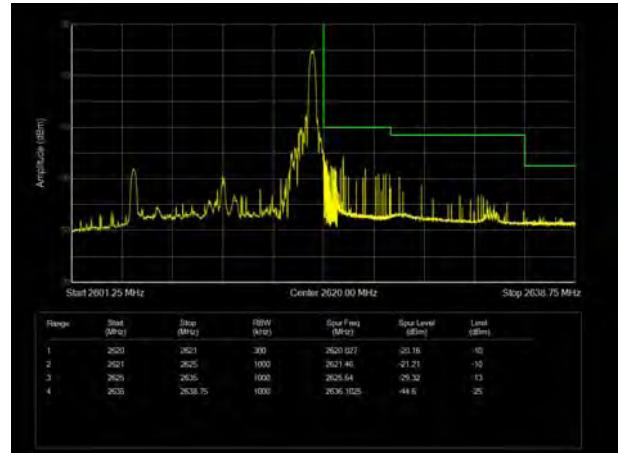




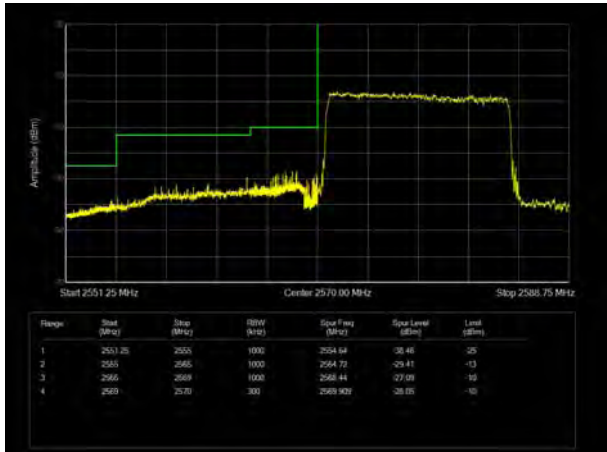
LTE Band 38 16QAM 15MHz CH-Low, 1 RB



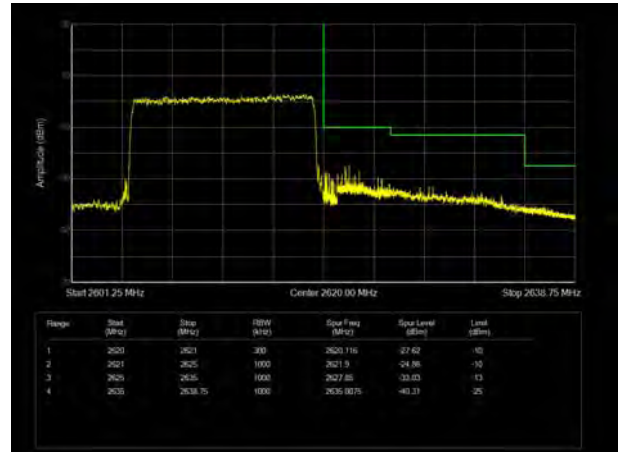
LTE Band 38 16QAM 15MHz CH-High, 1 RB



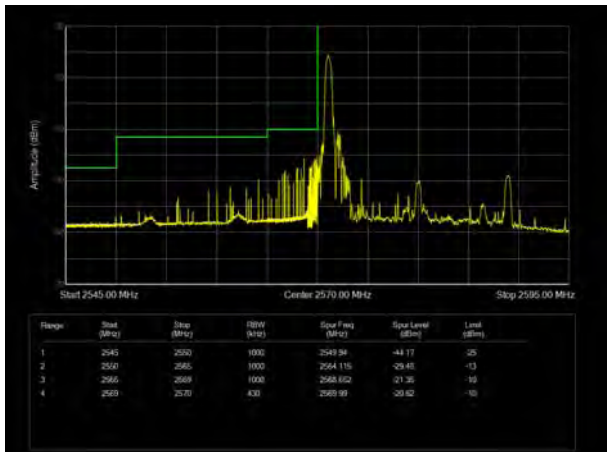
LTE Band 38 16QAM 15MHz CH-Low, 100%RB



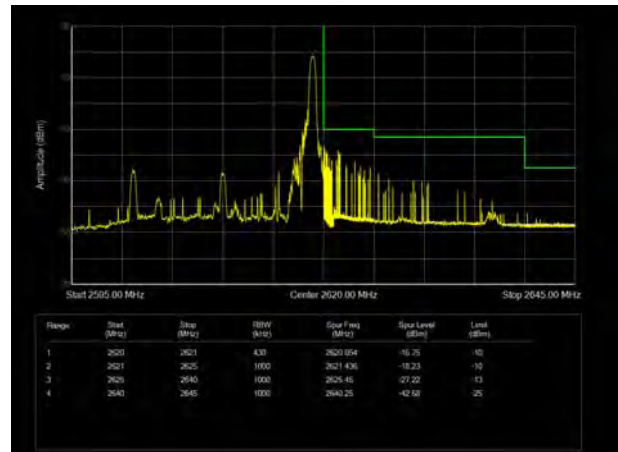
LTE Band 38 16QAM 15MHz CH-High, 100%RB



LTE Band 38 16QAM 20MHz CH-Low, 1 RB

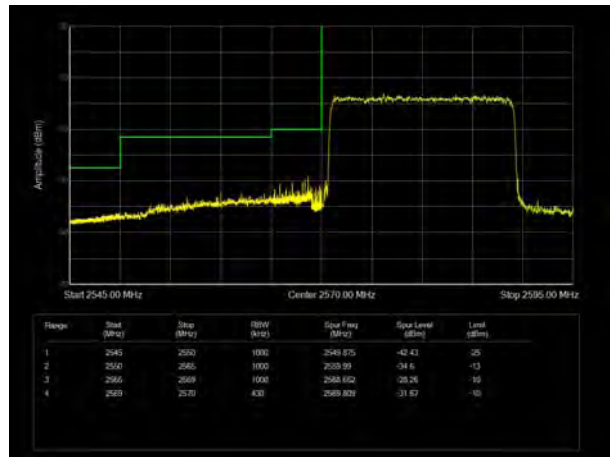


LTE Band 38 16QAM 20MHz CH-High, 1 RB

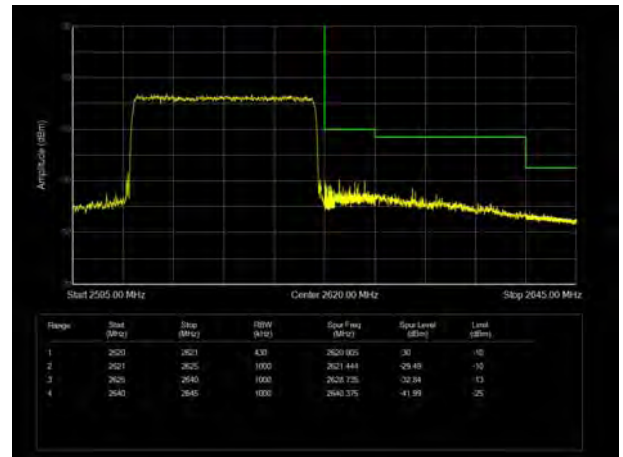




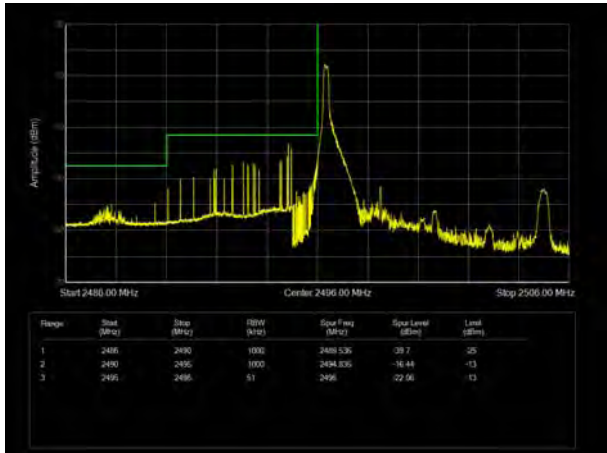
LTE Band 38 16QAM 20MHz CH-Low, 100%RB



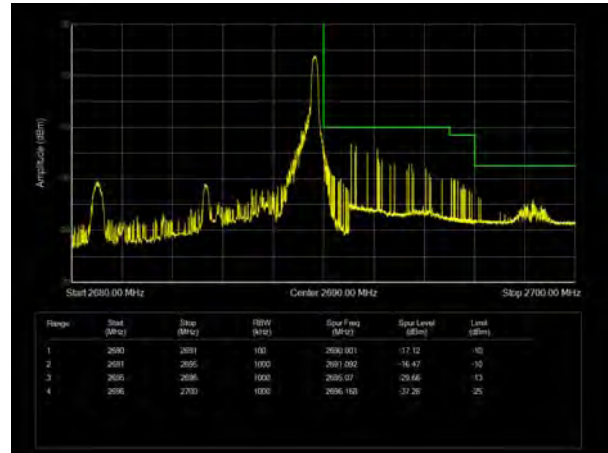
LTE Band 38 16QAM 20MHz CH-High, 100%RB



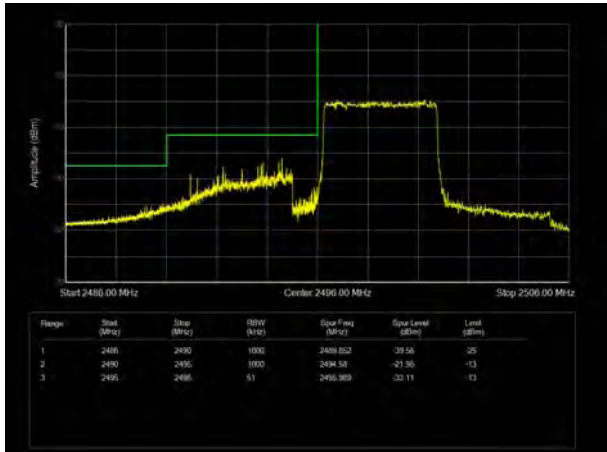
LTE Band 41 QPSK 5MHz CH-Low, 1 RB



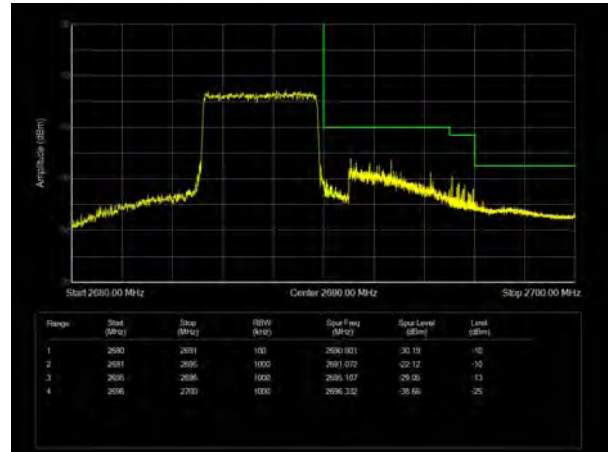
LTE Band 41 QPSK 5MHz CH-High, 1 RB



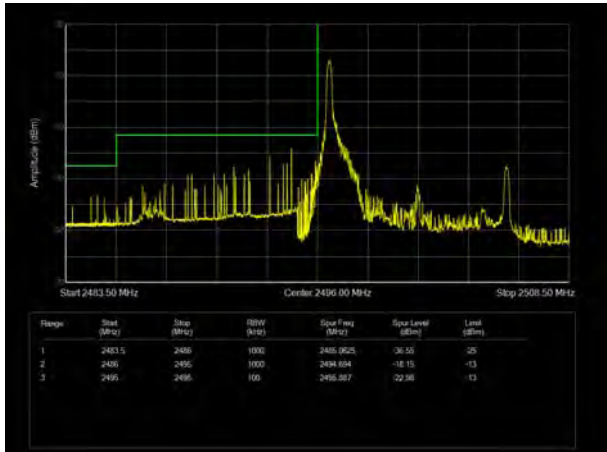
LTE Band 41 QPSK 5MHz CH-Low, 100%RB



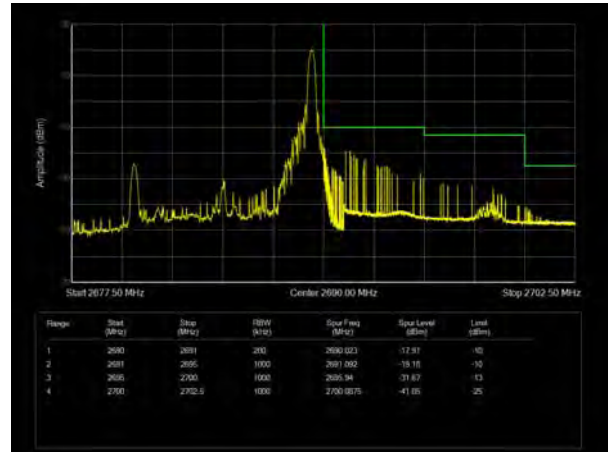
LTE Band 41 QPSK 5MHz CH-High, 100%RB



LTE Band 41 QPSK 10MHz CH-Low, 1 RB

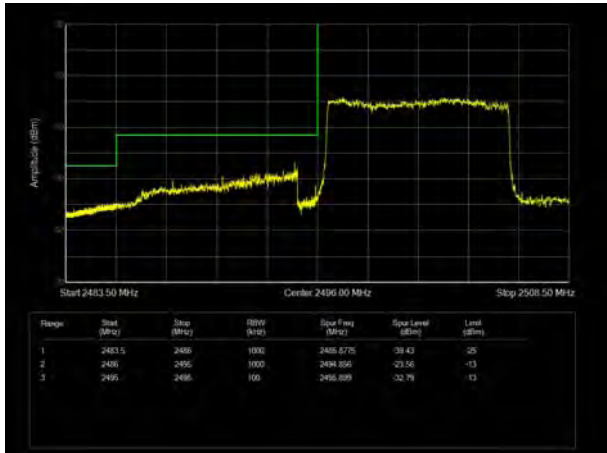


LTE Band 41 QPSK 10MHz CH-High, 1 RB

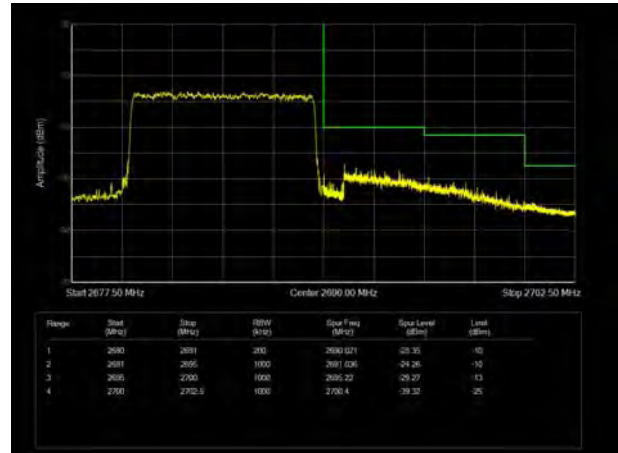




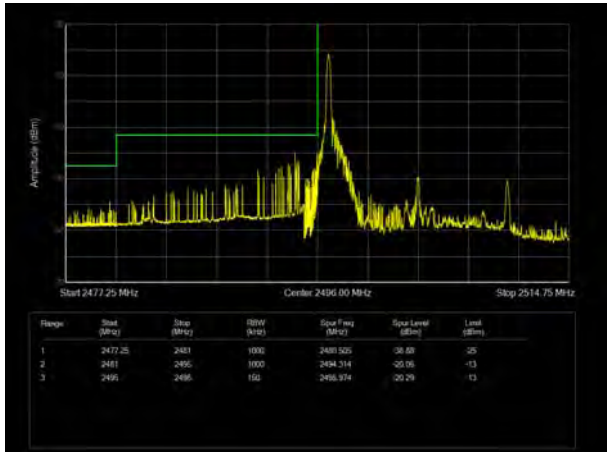
LTE Band 41 QPSK 10MHz CH-Low, 100%RB



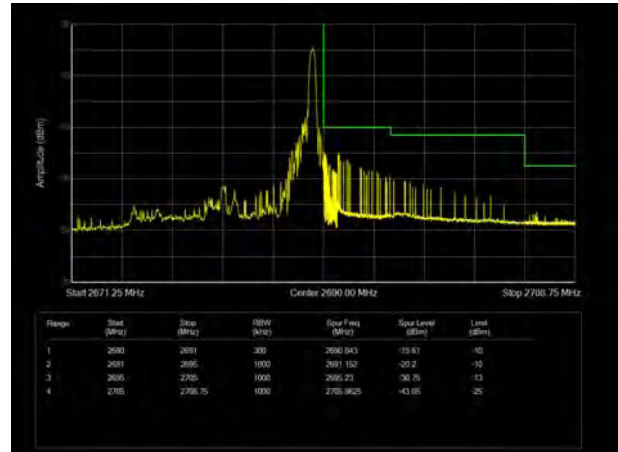
LTE Band 41 QPSK 10MHz CH-High, 100%RB



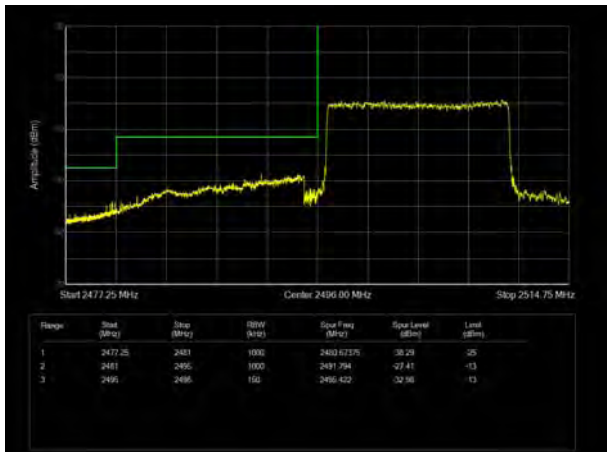
LTE Band 41 QPSK 15MHz CH-Low, 1 RB



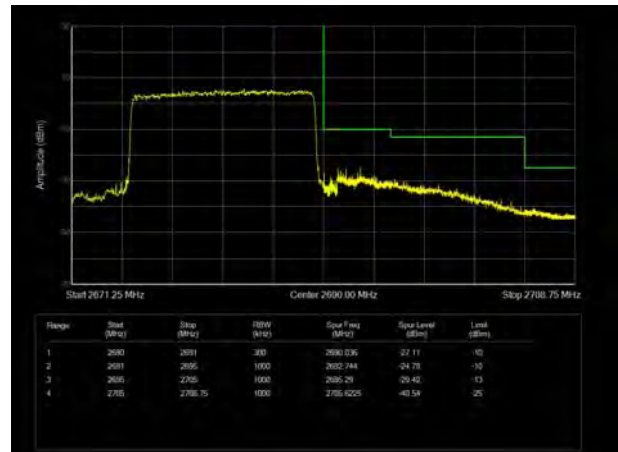
LTE Band 41 QPSK 15MHz CH-High, 1 RB



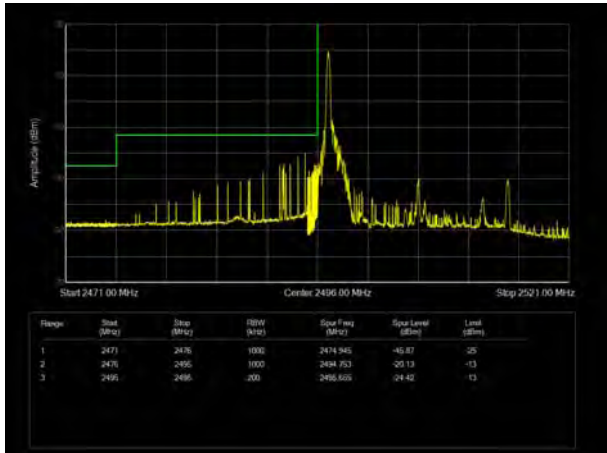
LTE Band 41 QPSK 15MHz CH-Low, 100%RB



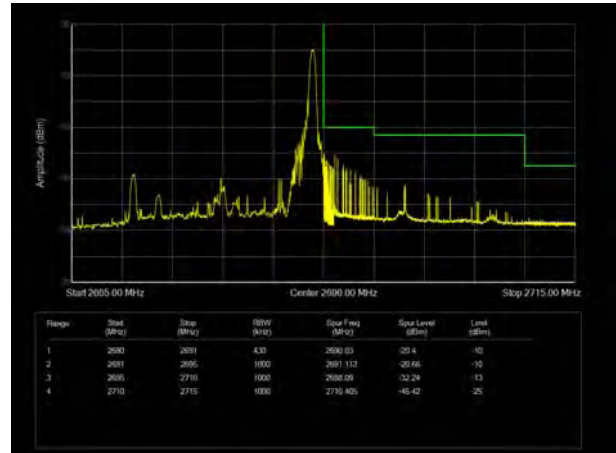
LTE Band 41 QPSK 15MHz CH-High, 100%RB



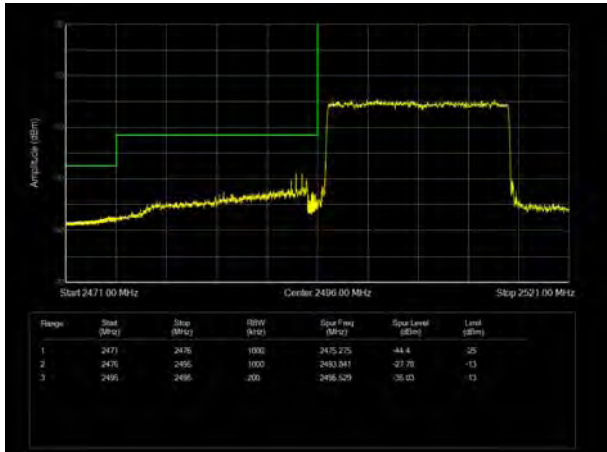
LTE Band 41 QPSK 20MHz CH-Low, 1 RB



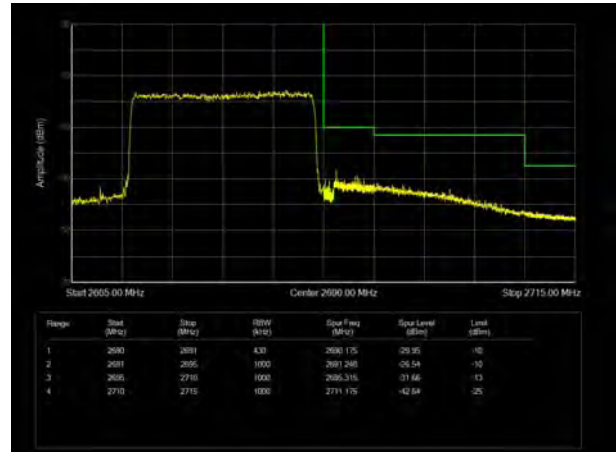
LTE Band 41 QPSK 20MHz CH-High, 1 RB



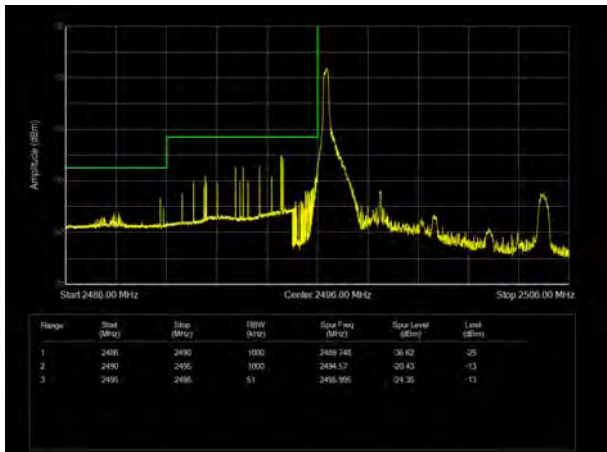
LTE Band 41 QPSK 20MHz CH-Low, 100%RB



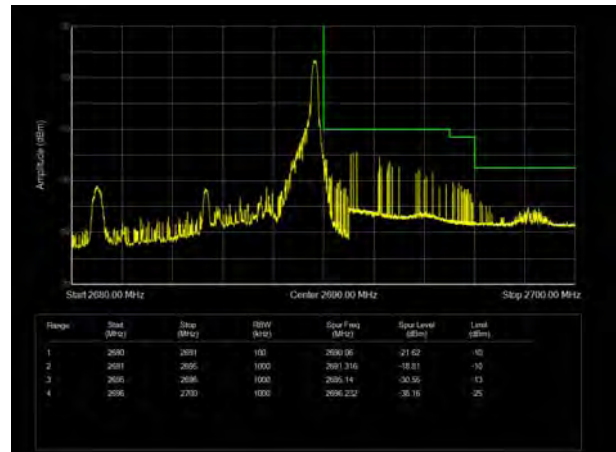
LTE Band 41 QPSK 20MHz CH-High, 100%RB



LTE Band 41 16QAM 5MHz CH-Low, 1 RB

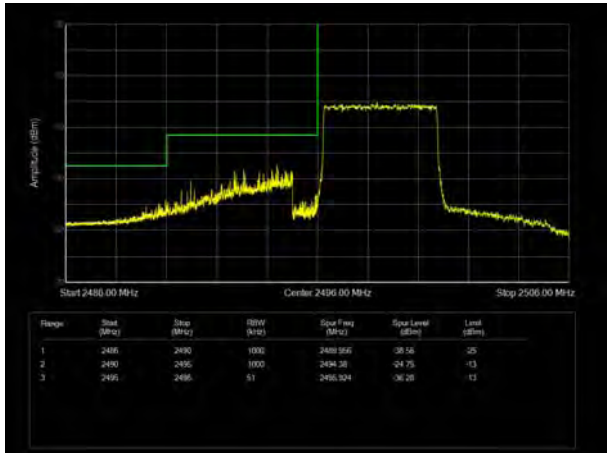


LTE Band 41 16QAM 5MHz CH-High, 1 RB

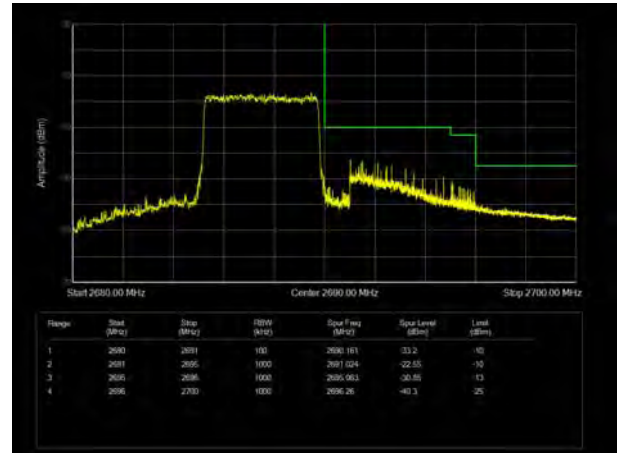




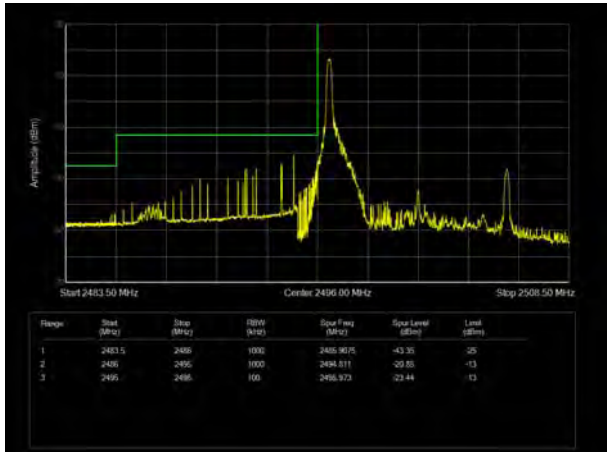
LTE Band 41 16QAM 5MHz CH-Low, 100%RB



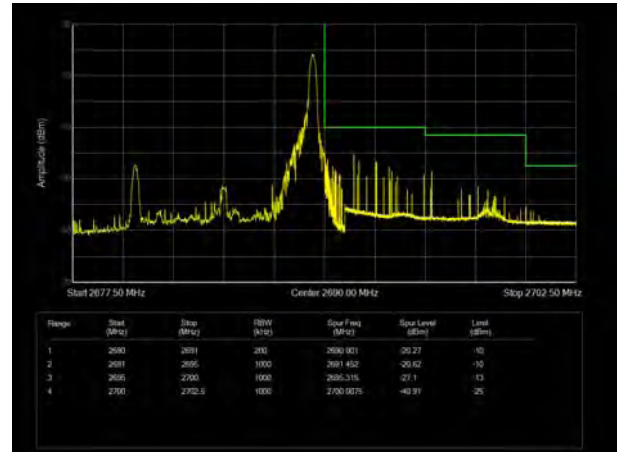
LTE Band 41 16QAM 5MHz CH-High, 100%RB



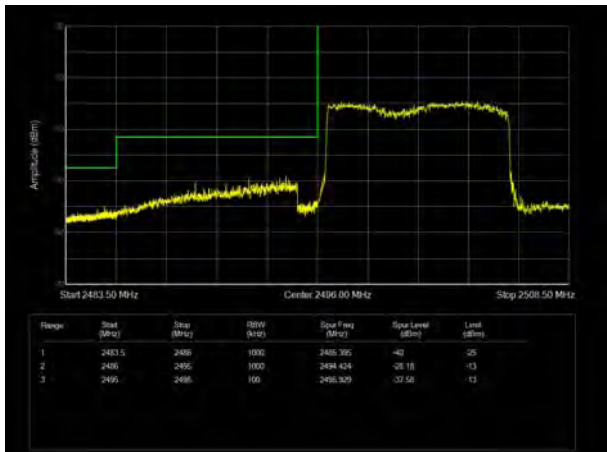
LTE Band 41 16QAM 10MHz CH-Low, 1 RB



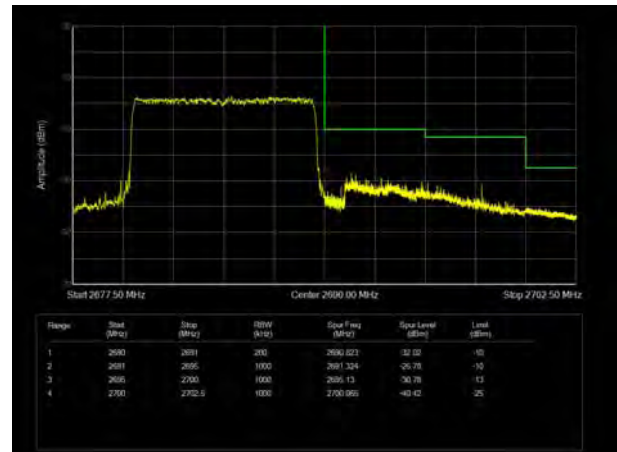
LTE Band 41 16QAM 10MHz CH-High, 1 RB



LTE Band 41 16QAM 10MHz CH-Low, 100%RB

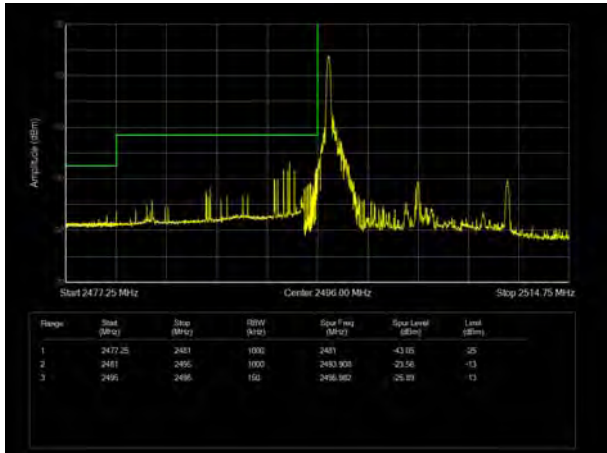


LTE Band 41 16QAM 10MHz CH-High, 100%RB

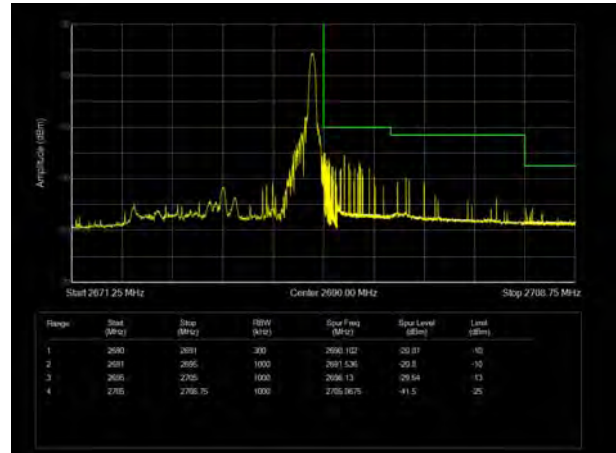




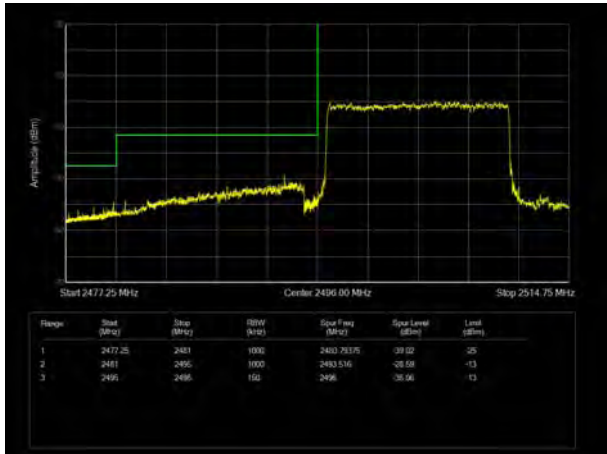
LTE Band 41 16QAM 15MHz CH-Low, 1 RB



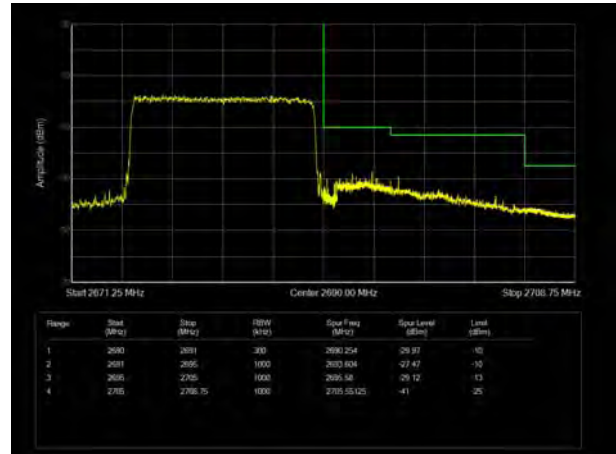
LTE Band 41 16QAM 15MHz CH-High, 1 RB



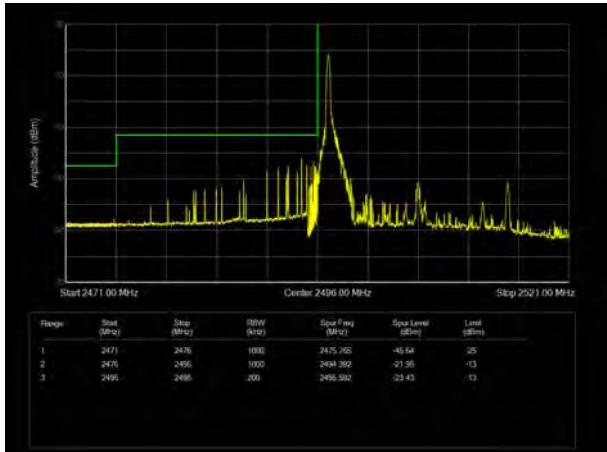
LTE Band 41 16QAM 15MHz CH-Low, 100%RB



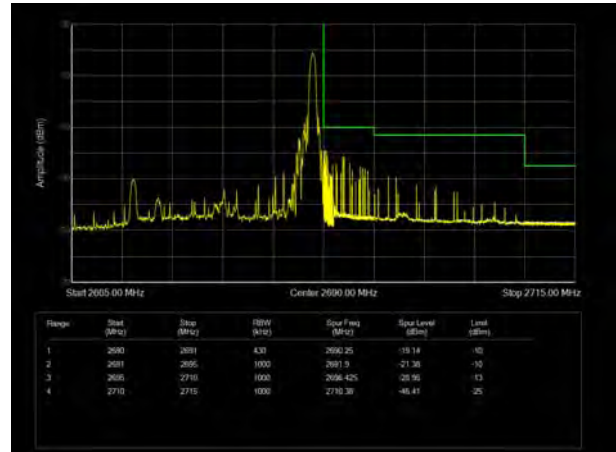
LTE Band 41 16QAM 15MHz CH-High, 100%RB



LTE Band 41 16QAM 20MHz CH-Low, RB 1

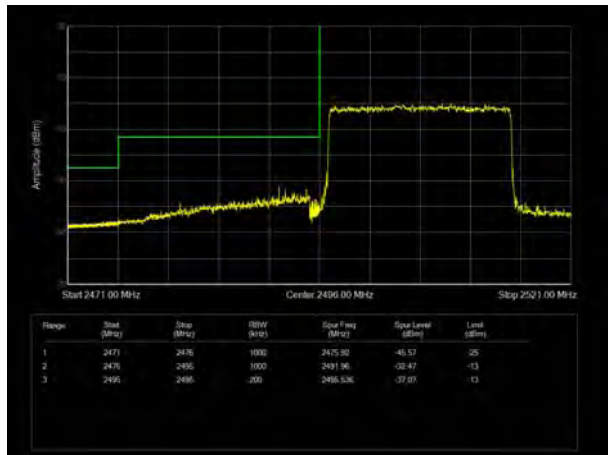


LTE Band 41 16QAM 20MHz CH-High, RB 1

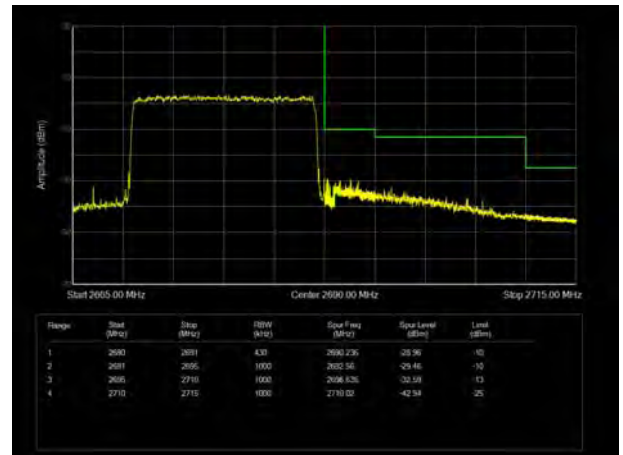




LTE Band 41 16QAM 20MHz CH-Low, 100%RB



LTE Band 41 16QAM 20MHz CH-High, 100%RB



6.4 Peak-to-Average Power Ratio (PAPR)

WCDMA Band IV	Channel	Frequency (MHz)	Peak (dBm)	Avg (dBm)	PAPR (dB)	Limit (dB)	Conclusion
RMC	1312	1712.4	25.87	23.59	2.28	≤13	PASS
	1413	1732.6	27.22	24.67	2.55	≤13	PASS
	1513	1752.6	26.31	23.66	2.65	≤13	PASS

LTE Band 4								
Modulation	Bandwidth (MHz)	Channel	Frequency (MHz)	Peak (dBm)	Avg (dBm)	PAPR (dB)	Limit (dB)	Conclusion
QPSK	1.4	19957	1710.7	27.50	22.99	4.51	≤13	PASS
		20175	1732.5	27.93	23.01	4.92	≤13	PASS
		20393	1754.3	27.99	23.03	4.96	≤13	PASS
	3	19965	1711.5	27.56	22.87	4.69	≤13	PASS
		20175	1732.5	27.92	22.97	4.95	≤13	PASS
		20385	1753.5	28.01	22.99	5.02	≤13	PASS
	5	19975	1712.5	27.69	22.90	4.79	≤13	PASS
		20175	1732.5	27.97	22.97	5.00	≤13	PASS
		20375	1752.5	28.10	23.02	5.08	≤13	PASS
	10	20000	1715	27.83	22.94	4.89	≤13	PASS
		20175	1732.5	28.02	23.00	5.02	≤13	PASS
		20350	1750	28.14	23.07	5.07	≤13	PASS
	15	20025	1717.5	28.34	23.04	5.30	≤13	PASS
		20175	1732.5	28.44	23.07	5.37	≤13	PASS
		20325	1747.5	28.49	23.09	5.40	≤13	PASS
	20	20050	1720	28.23	22.96	5.27	≤13	PASS
		20175	1732.5	28.30	22.97	5.33	≤13	PASS
		20300	1745	28.23	22.97	5.26	≤13	PASS
16QAM	1.4	19957	1710.7	27.34	21.94	5.40	≤13	PASS
		20175	1732.5	27.65	22.01	5.64	≤13	PASS
		20393	1754.3	27.77	22.03	5.74	≤13	PASS
	3	19965	1711.5	27.45	21.92	5.53	≤13	PASS
		20175	1732.5	27.69	21.96	5.73	≤13	PASS
		20385	1753.5	27.91	22.01	5.90	≤13	PASS
	5	19975	1712.5	27.47	21.90	5.57	≤13	PASS
		20175	1732.5	27.73	21.99	5.74	≤13	PASS
		20375	1752.5	27.94	22.04	5.90	≤13	PASS
	10	20000	1715	27.64	21.94	5.70	≤13	PASS



		20175	1732.5	27.84	22.03	5.81	≤13	PASS
		20350	1750	27.96	22.08	5.88	≤13	PASS
	15	20025	1717.5	27.95	22.01	5.94	≤13	PASS
		20175	1732.5	28.03	22.03	6.00	≤13	PASS
		20325	1747.5	28.06	22.07	5.99	≤13	PASS
	20	20050	1720	28.02	21.97	6.05	≤13	PASS
		20175	1732.5	28.00	21.98	6.02	≤13	PASS
		20300	1745	28.01	21.99	6.02	≤13	PASS

LTE Band 7								
Modulation	Bandwidth (MHz)	Channel	Frequency (MHz)	Peak (dBm)	Avg (dBm)	PAPR (dB)	Limit (dB)	Conclusion
QPSK	5	20775	2502.5	27.76	23.02	4.74	≤13	PASS
		21100	2535	27.93	23.24	4.69	≤13	PASS
		21425	2567.5	27.82	23.31	4.51	≤13	PASS
	10	20800	2505	27.91	22.96	4.95	≤13	PASS
		21100	2535	27.98	23.22	4.76	≤13	PASS
		21400	2565	27.83	23.28	4.55	≤13	PASS
	15	20825	2507.5	28.31	22.96	5.35	≤13	PASS
		21100	2535	28.41	23.25	5.16	≤13	PASS
		21375	2562.5	28.29	23.37	4.92	≤13	PASS
	20	20850	2510	28.18	22.89	5.29	≤13	PASS
		21100	2535	28.29	23.14	5.15	≤13	PASS
		21350	2560	28.20	23.20	5.00	≤13	PASS
16QAM	5	20775	2502.5	27.53	21.74	5.79	≤13	PASS
		21100	2535	27.74	22.26	5.48	≤13	PASS
		21425	2567.5	27.69	22.34	5.35	≤13	PASS
	10	20800	2505	27.76	22.02	5.74	≤13	PASS
		21100	2535	27.84	22.22	5.62	≤13	PASS
		21400	2565	27.68	22.28	5.40	≤13	PASS
	15	20825	2507.5	27.93	21.96	5.97	≤13	PASS
		21100	2535	28.08	22.23	5.85	≤13	PASS
		21375	2562.5	27.94	22.30	5.64	≤13	PASS
	20	20850	2510	27.94	21.92	6.02	≤13	PASS
		21100	2535	28.09	22.17	5.92	≤13	PASS
		21350	2560	26.97	21.21	5.76	≤13	PASS



LTE Band 38								
Modulation	Bandwidth (MHz)	Channel	Frequency (MHz)	Peak (dBm)	Avg (dBm)	PAPR (dB)	Limit (dB)	Conclusion
QPSK	5	37775	2572.5	27.73	19.51	8.22	≤13	PASS
		38000	2595	27.88	20.12	7.76	≤13	PASS
		38225	2617.5	27.94	19.43	8.51	≤13	PASS
	10	37800	2575	27.71	18.08	9.63	≤13	PASS
		38000	2595	27.88	19.08	8.80	≤13	PASS
		38200	2615	27.93	18.71	9.22	≤13	PASS
	15	37825	2577.5	28.21	19.91	8.30	≤13	PASS
		38000	2595	28.25	19.78	8.47	≤13	PASS
		38175	2612.5	28.44	20.35	8.09	≤13	PASS
	20	37850	2580	27.87	18.55	9.32	≤13	PASS
		38000	2595	28.07	19.15	8.92	≤13	PASS
		38150	2610	28.20	19.12	9.08	≤13	PASS
16QAM	5	37775	2572.5	27.11	16.90	10.21	≤13	PASS
		38000	2595	27.56	17.63	9.93	≤13	PASS
		38225	2617.5	27.74	18.37	9.37	≤13	PASS
	10	37800	2575	27.50	17.14	10.36	≤13	PASS
		38000	2595	27.62	17.79	9.83	≤13	PASS
		38200	2615	27.81	18.02	9.79	≤13	PASS
	15	37825	2577.5	27.80	18.02	9.78	≤13	PASS
		38000	2595	27.90	18.36	9.54	≤13	PASS
		38175	2612.5	28.02	18.36	9.66	≤13	PASS
	20	37850	2580	27.69	18.24	9.45	≤13	PASS
		38000	2595	27.75	17.51	10.24	≤13	PASS
		38150	2610	27.91	18.29	9.62	≤13	PASS

LTE Band 41								
Modulation	Bandwidth (MHz)	Channel	Frequency (MHz)	Peak (dBm)	Avg (dBm)	PAPR (dB)	Limit (dB)	Conclusion
QPSK	5	39675	2498.5	27.27	18.07	9.20	≤13	PASS
		40620	2593	27.93	18.48	9.45	≤13	PASS
		41565	2687.5	27.76	20.09	7.67	≤13	PASS



	10	39700	2501	27.14	17.15	9.99	≤13	PASS
		40620	2593	28.06	19.68	8.38	≤13	PASS
		41540	2685	27.76	18.80	8.96	≤13	PASS
	15	39725	2503.5	27.61	18.11	9.50	≤13	PASS
		40620	2593	28.35	18.60	9.75	≤13	PASS
		41515	2682.5	28.15	18.96	9.19	≤13	PASS
	20	39750	2506	27.56	19.83	7.73	≤13	PASS
		40620	2593	28.17	19.16	9.01	≤13	PASS
		41490	2680	27.95	18.43	9.52	≤13	PASS
16QAM	5	39675	2498.5	27.00	18.79	8.21	≤13	PASS
		40620	2593	27.77	18.26	9.51	≤13	PASS
		41565	2687.5	27.46	17.63	9.83	≤13	PASS
	10	39700	2501	27.08	17.71	9.37	≤13	PASS
		40620	2593	27.82	18.27	9.55	≤13	PASS
		41540	2685	27.74	19.83	7.91	≤13	PASS
	15	39725	2503.5	27.30	17.97	9.33	≤13	PASS
		40620	2593	27.89	16.81	11.08	≤13	PASS
		41515	2682.5	27.82	17.98	9.84	≤13	PASS
	20	39750	2506	27.25	18.02	9.23	≤13	PASS
		40620	2593	27.79	17.03	10.76	≤13	PASS
		41490	2680	27.61	16.89	10.72	≤13	PASS

6.5 Frequency Stability

WCDMA Band 4						
Condition		Freq.Error (Hz)	Freq.Error (Hz)	Frequency Stability (ppm)	Frequency Stability (ppm)	Verdict
Temperature	Voltage	BPSK	QPSK	BPSK	QPSK	
Normal (25°C)	Normal	12.36	15.45	0.00713	0.00892	PASS
Extreme (50°C)		8.11	4.19	0.00468	0.00242	PASS
Extreme (40°C)		1.03	5.64	0.00059	0.00325	PASS
Extreme (30°C)		8.77	15.78	0.00506	0.00911	PASS
Extreme (20°C)		12.05	3.24	0.00695	0.00187	PASS
Extreme (10°C)		14.07	5.58	0.00812	0.00322	PASS
Extreme (0°C)		1.78	1.78	0.00103	0.00103	PASS
Extreme (-10°C)		1.90	7.85	0.00110	0.00453	PASS
Extreme (-20°C)		11.58	15.36	0.00668	0.00886	PASS
Extreme (-30°C)		11.67	8.51	0.00673	0.00491	PASS
25°C	LV	3.08	7.99	0.00177	0.00461	PASS
	HV	11.84	5.64	0.00683	0.00325	PASS

LTE Band 4						
Condition		Freq.Error (Hz)	Freq.Error (Hz)	Frequency Stability (ppm)	Frequency Stability (ppm)	Verdict
BANDWIDTH	1.4MHz	16QAM	QPSK	16QAM	QPSK	
Temperature	Voltage	16QAM	QPSK	16QAM	QPSK	
Normal (25°C)	Normal	11.05	9.58	0.00638	0.00553	PASS
Extreme (50°C)		13.94	17.29	0.00805	0.00998	PASS
Extreme (40°C)		7.42	4.21	0.00428	0.00243	PASS
Extreme (30°C)		6.18	3.04	0.00357	0.00176	PASS
Extreme (20°C)		11.56	12.75	0.00667	0.00736	PASS
Extreme (10°C)		7.80	7.02	0.00450	0.00405	PASS
Extreme (0°C)		14.87	9.42	0.00859	0.00544	PASS
Extreme (-10°C)		9.98	4.13	0.00576	0.00239	PASS
Extreme (-20°C)		14.74	17.54	0.00851	0.01013	PASS
Extreme (-30°C)		12.43	5.61	0.00717	0.00324	PASS
25°C	LV	17.81	2.67	0.01028	0.00154	PASS
	HV	2.67	4.88	0.00154	0.00282	PASS
Condition		Freq.Error (Hz)	Freq.Error (Hz)	Frequency Stability (ppm)	Frequency Stability (ppm)	Verdict
BANDWIDTH	3MHz	16QAM	QPSK	16QAM	QPSK	
Temperature	Voltage	16QAM	QPSK	16QAM	QPSK	
Normal (25°C)	Normal	2.96	8.61	0.00171	0.00497	PASS



Extreme (50°C)		5.46	17.16	0.00315	0.00990	PASS
Extreme (40°C)		17.13	6.65	0.00989	0.00384	PASS
Extreme (30°C)		13.63	2.50	0.00786	0.00144	PASS
Extreme (20°C)		2.08	15.51	0.00120	0.00895	PASS
Extreme (10°C)		3.43	4.66	0.00198	0.00269	PASS
Extreme (0°C)		3.49	15.21	0.00201	0.00878	PASS
Extreme (-10°C)		4.31	5.58	0.00249	0.00322	PASS
Extreme (-20°C)		9.88	7.87	0.00570	0.00454	PASS
Extreme (-30°C)		3.21	10.54	0.00185	0.00608	PASS
25°C	LV	11.80	4.50	0.00681	0.00260	PASS
	HV	11.73	8.30	0.00677	0.00479	PASS
Condition		Freq.Error (Hz)	Freq.Error (Hz)	Frequency Stability (ppm)	Frequency Stability (ppm)	Verdict
BANDWIDTH	5MHz					
Temperature	Voltage	16QAM	QPSK	16QAM	QPSK	
Normal (25°C)	Normal	7.65	17.93	0.00441	0.01035	PASS
Extreme (50°C)		2.60	1.01	0.00150	0.00058	PASS
Extreme (40°C)		7.62	12.11	0.00440	0.00699	PASS
Extreme (30°C)		16.75	11.40	0.00967	0.00658	PASS
Extreme (20°C)		6.67	2.35	0.00385	0.00136	PASS
Extreme (10°C)		8.20	10.67	0.00473	0.00616	PASS
Extreme (0°C)		2.23	9.93	0.00129	0.00573	PASS
Extreme (-10°C)		16.27	1.26	0.00939	0.00073	PASS
Extreme (-20°C)		5.31	4.36	0.00307	0.00252	PASS
Extreme (-30°C)		9.31	7.52	0.00537	0.00434	PASS
25°C	LV	13.59	1.24	0.00784	0.00071	PASS
	HV	14.33	3.20	0.00827	0.00185	PASS
Condition		Freq.Error (Hz)	Freq.Error (Hz)	Frequency Stability (ppm)	Frequency Stability (ppm)	Verdict
BANDWIDTH	10MHz					
Temperature	Voltage	16QAM	QPSK	16QAM	QPSK	
Normal (25°C)	Normal	17.47	13.00	0.01008	0.00750	PASS
Extreme (50°C)		7.14	6.84	0.00412	0.00395	PASS
Extreme (40°C)		3.61	4.54	0.00209	0.00262	PASS
Extreme (30°C)		5.09	1.06	0.00294	0.00061	PASS
Extreme (20°C)		1.46	2.61	0.00084	0.00151	PASS
Extreme (10°C)		14.10	1.80	0.00814	0.00104	PASS
Extreme (0°C)		10.55	8.54	0.00609	0.00493	PASS
Extreme (-10°C)		4.34	8.70	0.00250	0.00502	PASS
Extreme (-20°C)		6.68	1.08	0.00386	0.00062	PASS
Extreme (-30°C)		14.22	6.98	0.00821	0.00403	PASS
25°C	LV	7.40	7.09	0.00427	0.00409	PASS
	HV	17.40	17.43	0.01004	0.01006	PASS



Condition		Freq.Error (Hz)	Freq.Error (Hz)	Frequency Stability (ppm)	Frequency Stability (ppm)	Verdict
BANDWIDTH	15MHz					
Temperature	Voltage	16QAM	QPSK	16QAM	QPSK	
Normal (25°C)	Normal	2.59	5.79	0.00149	0.00334	PASS
Extreme (50°C)		15.20	9.02	0.00877	0.00520	PASS
Extreme (40°C)		11.19	10.93	0.00646	0.00631	PASS
Extreme (30°C)		2.03	5.71	0.00117	0.00330	PASS
Extreme (20°C)		6.82	8.22	0.00393	0.00475	PASS
Extreme (10°C)		8.23	4.38	0.00475	0.00253	PASS
Extreme (0°C)		11.59	5.13	0.00669	0.00296	PASS
Extreme (-10°C)		5.45	1.58	0.00315	0.00091	PASS
Extreme (-20°C)		5.14	12.62	0.00297	0.00728	PASS
Extreme (-30°C)		14.56	6.34	0.00840	0.00366	PASS
25°C		LV	17.87	4.72	0.01031	0.00273
	HV	3.87	12.51	0.00223	0.00722	PASS
Condition		Freq.Error (Hz)	Freq.Error (Hz)	Frequency Stability (ppm)	Frequency Stability (ppm)	Verdict
BANDWIDTH	20MHz					
Temperature	Voltage	16QAM	QPSK	16QAM	QPSK	
Normal (25°C)	Normal	12.11	11.26	0.00699	0.00650	PASS
Extreme (50°C)		12.47	8.97	0.00720	0.00518	PASS
Extreme (40°C)		4.28	5.82	0.00247	0.00336	PASS
Extreme (30°C)		12.06	11.17	0.00696	0.00645	PASS
Extreme (20°C)		4.57	2.44	0.00264	0.00141	PASS
Extreme (10°C)		16.46	4.78	0.00950	0.00276	PASS
Extreme (0°C)		8.83	11.30	0.00510	0.00652	PASS
Extreme (-10°C)		2.04	3.66	0.00118	0.00211	PASS
Extreme (-20°C)		16.96	13.44	0.00979	0.00776	PASS
Extreme (-30°C)		14.92	4.61	0.00861	0.00266	PASS
25°C		LV	11.11	5.42	0.00641	0.00313
	HV	16.30	8.91	0.00941	0.00514	PASS

LTE Band 7						
Condition		Freq.Error (Hz)	Freq.Error (Hz)	Frequency Stability (ppm)	Frequency Stability (ppm)	Verdict
BANDWIDTH	5MHz					
Temperature	Voltage	16QAM	QPSK	16QAM	QPSK	
Normal (25°C)	Normal	16.49	4.97	0.00650	0.00196	PASS
Extreme (50°C)		17.29	16.95	0.00682	0.00669	PASS
Extreme (40°C)		9.38	7.18	0.00370	0.00283	PASS
Extreme (30°C)		5.52	6.30	0.00218	0.00249	PASS
Extreme (20°C)		6.06	1.15	0.00239	0.00045	PASS



Extreme (10°C)		12.70	12.34	0.00501	0.00487	PASS
Extreme (0°C)		10.90	15.73	0.00430	0.00621	PASS
Extreme (-10°C)		13.94	11.66	0.00550	0.00460	PASS
Extreme (-20°C)		12.13	17.99	0.00479	0.00710	PASS
Extreme (-30°C)		9.56	1.17	0.00377	0.00046	PASS
25°C	LV	14.99	14.87	0.00591	0.00587	PASS
	HV	14.04	17.78	0.00554	0.00701	PASS
Condition		Freq.Error (Hz)	Freq.Error (Hz)	Frequency Stability (ppm)	Frequency Stability (ppm)	Verdict
BANDWIDTH	10MHz					
Temperature	Voltage	16QAM	QPSK	16QAM	QPSK	
Normal (25°C)	Normal	11.18	3.52	0.00441	0.00139	PASS
Extreme (50°C)		9.63	10.43	0.00380	0.00411	PASS
Extreme (40°C)		16.97	1.63	0.00669	0.00064	PASS
Extreme (30°C)		12.85	11.05	0.00507	0.00436	PASS
Extreme (20°C)		15.32	10.66	0.00604	0.00421	PASS
Extreme (10°C)		12.78	14.20	0.00504	0.00560	PASS
Extreme (0°C)		4.08	7.68	0.00161	0.00303	PASS
Extreme (-10°C)		14.20	14.00	0.00560	0.00552	PASS
Extreme (-20°C)		2.15	17.47	0.00085	0.00689	PASS
Extreme (-30°C)		12.73	3.67	0.00502	0.00145	PASS
25°C	LV	13.35	10.73	0.00527	0.00423	PASS
	HV	2.22	10.02	0.00088	0.00395	PASS
Condition		Freq.Error (Hz)	Freq.Error (Hz)	Frequency Stability (ppm)	Frequency Stability (ppm)	Verdict
BANDWIDTH	15MHz					
Temperature	Voltage	16QAM	QPSK	16QAM	QPSK	
Normal (25°C)	Normal	8.79	15.11	0.00347	0.00596	PASS
Extreme (50°C)		9.58	13.40	0.00378	0.00528	PASS
Extreme (40°C)		14.06	11.14	0.00555	0.00439	PASS
Extreme (30°C)		1.06	3.02	0.00042	0.00119	PASS
Extreme (20°C)		10.08	11.07	0.00398	0.00437	PASS
Extreme (10°C)		7.48	7.18	0.00295	0.00283	PASS
Extreme (0°C)		13.61	4.40	0.00537	0.00173	PASS
Extreme (-10°C)		3.29	16.29	0.00130	0.00643	PASS
Extreme (-20°C)		2.68	6.33	0.00106	0.00250	PASS
Extreme (-30°C)		13.38	7.41	0.00528	0.00292	PASS
25°C	LV	9.12	16.02	0.00360	0.00632	PASS
	HV	17.57	16.22	0.00693	0.00640	PASS



Condition		Freq.Error (Hz)	Freq.Error (Hz)	Frequency Stability (ppm)	Frequency Stability (ppm)	Verdict
BANDWIDTH	20MHz					
Temperature	Voltage	16QAM	QPSK	16QAM	QPSK	
Normal (25°C)	Normal	13.49	14.56	0.00532	0.00574	PASS
Extreme (50°C)		2.20	13.35	0.00087	0.00527	PASS
Extreme (40°C)		5.27	7.56	0.00208	0.00298	PASS
Extreme (30°C)		5.75	10.24	0.00227	0.00404	PASS
Extreme (20°C)		12.83	4.94	0.00506	0.00195	PASS
Extreme (10°C)		14.77	11.38	0.00583	0.00449	PASS
Extreme (0°C)		8.86	8.52	0.00350	0.00336	PASS
Extreme (-10°C)		2.42	7.90	0.00096	0.00312	PASS
Extreme (-20°C)		15.77	2.91	0.00622	0.00115	PASS
Extreme (-30°C)		14.30	11.42	0.00564	0.00451	PASS
25°C	LV	8.28	15.42	0.00327	0.00608	PASS
	HV	17.76	10.94	0.00701	0.00432	PASS

LTE Band 38						
Condition		Freq.Error (Hz)	Freq.Error (Hz)	Frequency Stability (ppm)	Frequency Stability (ppm)	Verdict
BANDWIDTH	5MHz					
Temperature	Voltage	16QAM	QPSK	16QAM	QPSK	
Normal (25°C)	Normal	1.78	11.23	0.00069	0.00433	PASS
Extreme (50°C)		4.85	2.79	0.00187	0.00108	PASS
Extreme (40°C)		8.83	3.26	0.00340	0.00126	PASS
Extreme (30°C)		4.36	17.01	0.00168	0.00655	PASS
Extreme (20°C)		14.37	10.30	0.00554	0.00397	PASS
Extreme (10°C)		16.53	4.12	0.00637	0.00159	PASS
Extreme (0°C)		13.03	16.75	0.00502	0.00646	PASS
Extreme (-10°C)		13.26	2.38	0.00511	0.00092	PASS
Extreme (-20°C)		1.98	2.26	0.00076	0.00087	PASS
Extreme (-30°C)		11.32	17.30	0.00436	0.00667	PASS
25°C	LV	3.72	16.20	0.00143	0.00624	PASS
	HV	9.22	16.62	0.00355	0.00640	PASS
Condition		Freq.Error (Hz)	Freq.Error (Hz)	Frequency Stability (ppm)	Frequency Stability (ppm)	Verdict
BANDWIDTH	10MHz					
Temperature	Voltage	16QAM	QPSK	16QAM	QPSK	
Normal (25°C)	Normal	11.23	12.29	0.00433	0.00473	PASS
Extreme (50°C)		6.58	8.17	0.00254	0.00315	PASS
Extreme (40°C)		10.88	10.24	0.00419	0.00395	PASS



Extreme (30℃)		4.77	15.40	0.00184	0.00594	PASS
Extreme (20℃)		14.96	10.75	0.00577	0.00414	PASS
Extreme (10℃)		7.61	1.72	0.00293	0.00066	PASS
Extreme (0℃)		1.94	2.90	0.00075	0.00112	PASS
Extreme (-10℃)		10.49	8.58	0.00404	0.00331	PASS
Extreme (-20℃)		12.37	8.82	0.00477	0.00340	PASS
Extreme (-30℃)		12.04	14.04	0.00464	0.00541	PASS
25℃	LV	3.94	17.95	0.00152	0.00692	PASS
	HV	15.53	11.65	0.00598	0.00449	PASS
Condition		Freq.Error (Hz)	Freq.Error (Hz)	Frequency Stability (ppm)	Frequency Stability (ppm)	Verdict
BANDWIDTH	15MHz					
Temperature	Voltage	16QAM	QPSK	16QAM	QPSK	
Normal (25℃)	Normal	9.31	5.97	0.00359	0.00230	
Extreme (50℃)		12.07	1.65	0.00465	0.00064	PASS
Extreme (40℃)		7.91	12.49	0.00305	0.00481	PASS
Extreme (30℃)		10.09	1.62	0.00389	0.00062	PASS
Extreme (20℃)		3.11	2.57	0.00120	0.00099	PASS
Extreme (10℃)		9.16	3.52	0.00353	0.00136	PASS
Extreme (0℃)		10.93	17.39	0.00421	0.00670	PASS
Extreme (-10℃)		8.26	2.25	0.00318	0.00087	PASS
Extreme (-20℃)		13.91	15.25	0.00536	0.00588	PASS
Extreme (-30℃)		2.54	10.91	0.00098	0.00421	PASS
25℃		LV	5.54	14.31	0.00213	0.00551
	HV	9.17	8.42	0.00353	0.00325	PASS
Condition		Freq.Error (Hz)	Freq.Error (Hz)	Frequency Stability (ppm)	Frequency Stability (ppm)	Verdict
BANDWIDTH	20MHz					
Temperature	Voltage	16QAM	QPSK	16QAM	QPSK	
Normal (25℃)	Normal	13.27	9.62	0.00154	0.00207	
Extreme (50℃)		13.29	2.85	0.00385	0.00167	PASS
Extreme (40℃)		10.64	16.83	0.00424	0.00661	PASS
Extreme (30℃)		16.42	4.63	0.00116	0.00512	PASS
Extreme (20℃)		12.03	16.92	0.00617	0.00438	PASS
Extreme (10℃)		2.12	13.59	0.00385	0.00123	PASS
Extreme (0℃)		13.02	9.58	0.00501	0.00432	PASS
Extreme (-10℃)		17.02	9.71	0.00270	0.00374	PASS
Extreme (-20℃)		14.84	12.23	0.00039	0.00686	PASS
Extreme (-30℃)		15.75	13.11	0.00039	0.00092	PASS
25℃		LV	10.93	9.92	0.00039	0.00369
	HV	4.73	2.11	0.00578	0.00519	PASS



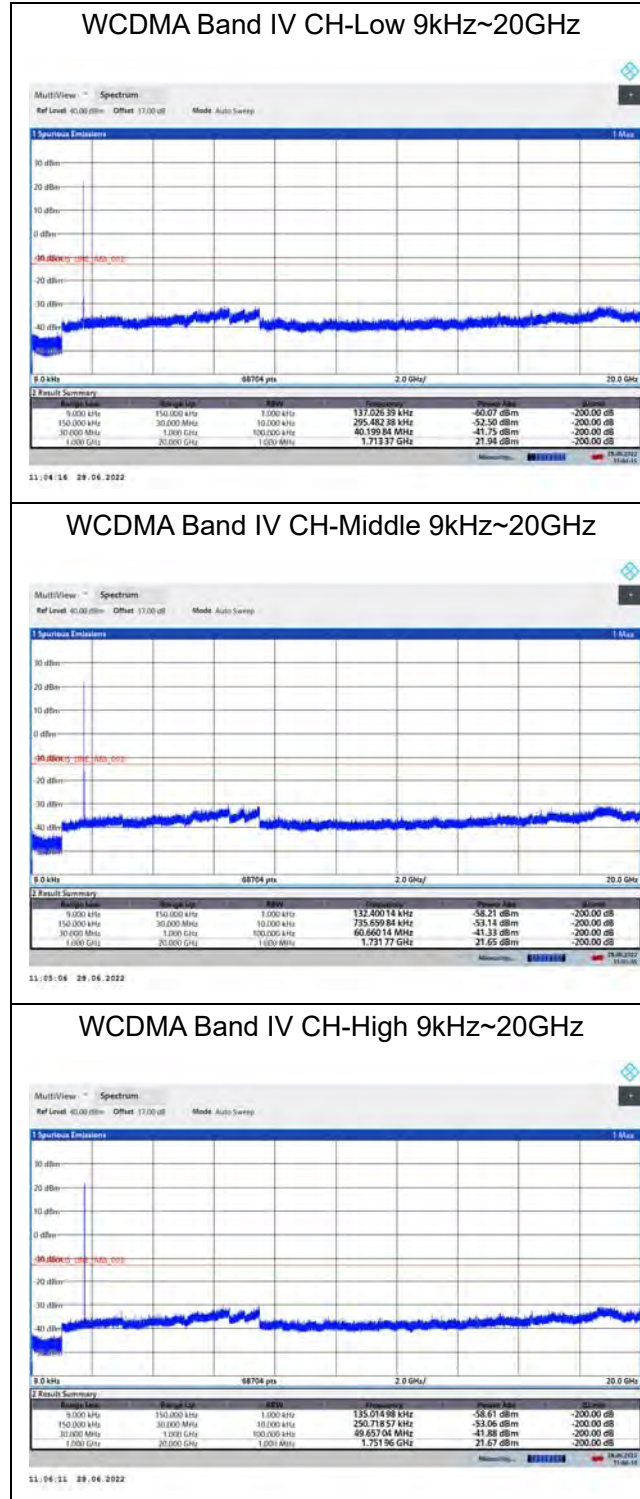
LTE Band 41						
Condition		Freq.Error (Hz)	Freq.Error (Hz)	Frequency Stability (ppm)	Frequency Stability (ppm)	Verdict
BANDWIDTH	5MHz	16QAM	QPSK	16QAM	QPSK	
Temperature	Voltage					
Normal (25°C)	Normal	5.90	8.79	0.00227	0.00339	PASS
Extreme (50°C)		10.06	14.93	0.00388	0.00576	PASS
Extreme (40°C)		11.12	16.35	0.00429	0.00631	PASS
Extreme (30°C)		6.45	12.81	0.00249	0.00494	PASS
Extreme (20°C)		6.67	3.15	0.00257	0.00121	PASS
Extreme (10°C)		4.94	1.02	0.00190	0.00039	PASS
Extreme (0°C)		5.97	16.39	0.00230	0.00632	PASS
Extreme (-10°C)		12.48	16.64	0.00481	0.00642	PASS
Extreme (-20°C)		8.07	3.81	0.00311	0.00147	PASS
Extreme (-30°C)		9.22	3.40	0.00356	0.00131	PASS
25°C	LV	7.55	11.34	0.00291	0.00437	PASS
	HV	12.03	12.11	0.00464	0.00467	PASS
Condition		Freq.Error (Hz)	Freq.Error (Hz)	Frequency Stability (ppm)	Frequency Stability (ppm)	Verdict
BANDWIDTH	10MHz	16QAM	QPSK	16QAM	QPSK	
Temperature	Voltage					
Normal (25°C)	Normal	1.64	1.13	0.00063	0.00044	PASS
Extreme (50°C)		1.97	14.35	0.00076	0.00554	PASS
Extreme (40°C)		16.21	9.41	0.00625	0.00363	PASS
Extreme (30°C)		7.18	16.51	0.00277	0.00637	PASS
Extreme (20°C)		9.69	12.14	0.00374	0.00468	PASS
Extreme (10°C)		13.19	11.93	0.00509	0.00460	PASS
Extreme (0°C)		4.98	1.03	0.00192	0.00040	PASS
Extreme (-10°C)		9.72	16.16	0.00375	0.00623	PASS
Extreme (-20°C)		17.59	11.87	0.00679	0.00458	PASS
Extreme (-30°C)		10.52	17.14	0.00406	0.00661	PASS
25°C	LV	16.08	1.84	0.00620	0.00071	PASS
	HV	5.46	6.12	0.00210	0.00236	PASS
Condition		Freq.Error (Hz)	Freq.Error (Hz)	Frequency Stability (ppm)	Frequency Stability (ppm)	Verdict
BANDWIDTH	15MHz	16QAM	QPSK	16QAM	QPSK	
Temperature	Voltage					
Normal (25°C)	Normal	1.45	8.37	0.00056	0.00323	PASS
Extreme (50°C)		7.79	10.05	0.00301	0.00387	PASS
Extreme (40°C)		8.58	4.53	0.00331	0.00175	PASS



Extreme (30°C)		4.08	9.93	0.00157	0.00383	PASS
Extreme (20°C)		12.75	17.60	0.00492	0.00679	PASS
Extreme (10°C)		15.37	11.17	0.00593	0.00431	PASS
Extreme (0°C)		15.52	1.58	0.00599	0.00061	PASS
Extreme (-10°C)		5.49	15.33	0.00212	0.00591	PASS
Extreme (-20°C)		9.17	15.29	0.00354	0.00590	PASS
Extreme (-30°C)		3.33	12.82	0.00128	0.00494	PASS
25°C	LV	8.96	11.37	0.00345	0.00439	PASS
	HV	16.63	17.68	0.00641	0.00682	PASS
Condition		Freq.Error (Hz)	Freq.Error (Hz)	Frequency Stability (ppm)	Frequency Stability (ppm)	Verdict
BANDWIDTH	20MHz					
Temperature	Voltage	16QAM	QPSK	16QAM	QPSK	
Normal (25°C)	Normal	2.27	3.40	0.00116	0.00250	
Extreme (50°C)		16.00	8.50	0.00231	0.00480	PASS
Extreme (40°C)		6.71	3.22	0.00501	0.00298	PASS
Extreme (30°C)		11.50	15.79	0.00039	0.00203	PASS
Extreme (20°C)		5.58	5.66	0.00501	0.00174	PASS
Extreme (10°C)		14.51	12.85	0.00501	0.00512	PASS
Extreme (0°C)		1.56	6.21	0.00617	0.00416	PASS
Extreme (-10°C)		13.71	3.92	0.00039	0.00426	PASS
Extreme (-20°C)		3.19	12.23	0.00116	0.00200	PASS
Extreme (-30°C)		13.51	2.49	0.00463	0.00431	PASS
25°C	LV	5.91	17.56	0.00617	0.00390	PASS
	HV	4.22	14.12	0.00424	0.00391	PASS

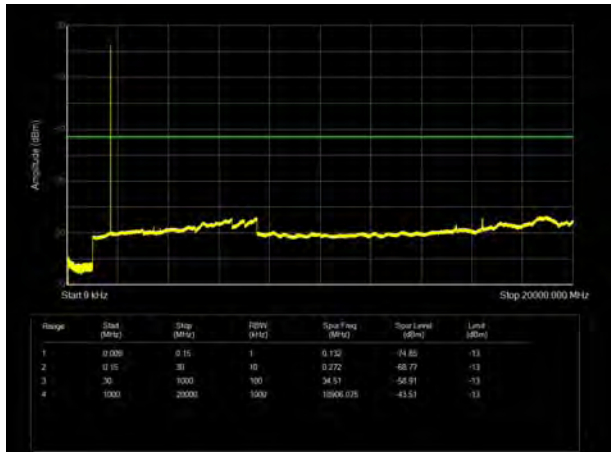
6.6 Spurious Emissions at Antenna Terminals

Sweep the whole frequency band through the range from 9kHz to the 10th harmonic of the carrier, the emissions more than 20 dB below the limit are not reported. The signal beyond the limit is carrier.

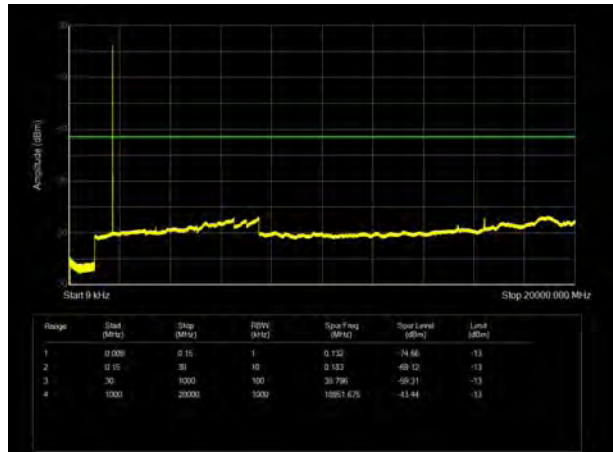




LTE Band 4 1.4MHz CH-Low 9kHz~20GHz



LTE Band 4 3MHz CH- Low 9kHz~20GHz



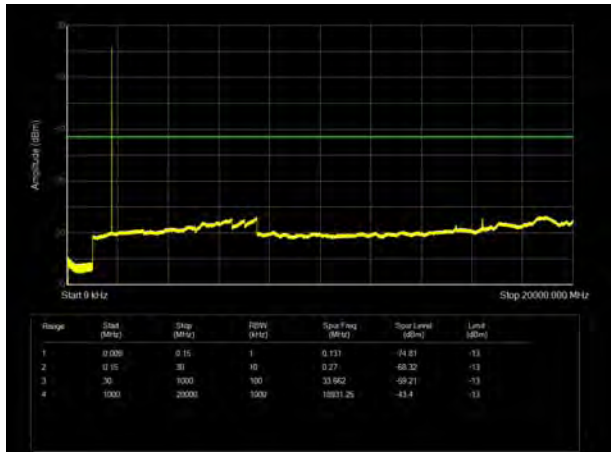
LTE Band 4 1.4MHz CH- Middle 9kHz~20GHz



LTE Band 4 3MHz CH- Middle 9kHz~20GHz



LTE Band 4 1.4MHz CH- High 9kHz~20GHz



LTE Band 4 3MHz CH-High 9kHz~20GHz

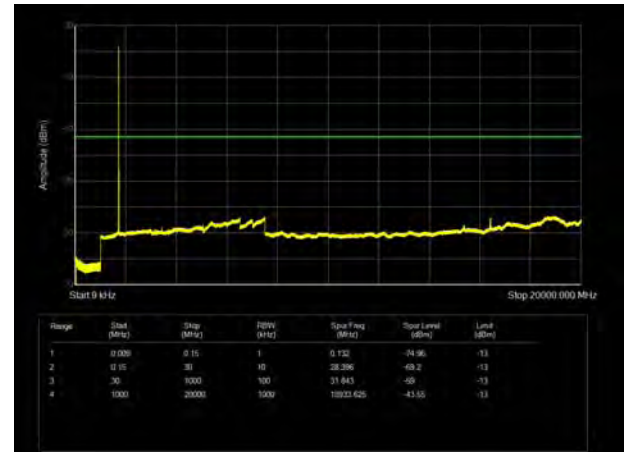




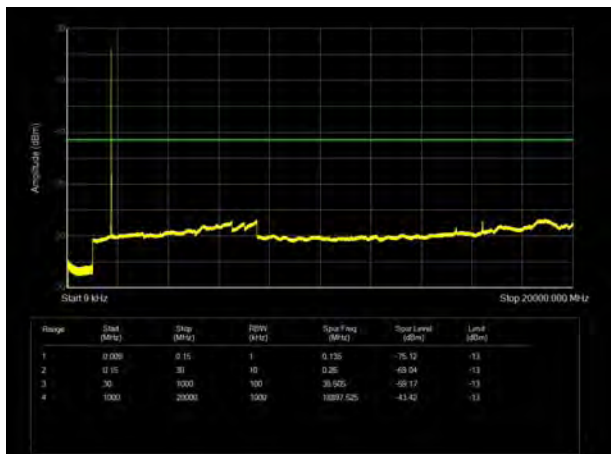
LTE Band 4 5MHz CH- Low 9kHz~20GHz



LTE Band 4 10MHz CH-Low 9kHz~20GHz



LTE Band 4 5MHz CH- Middle 9kHz~20GHz



LTE Band 4 10MHz CH- Middle 9kHz~20GHz



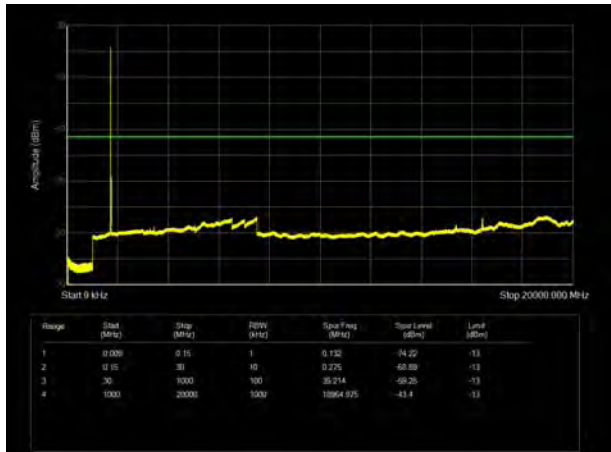
LTE Band 4 5MHz CH-High 9kHz~20GHz



LTE Band 4 10MHz CH- High 9kHz~20GHz



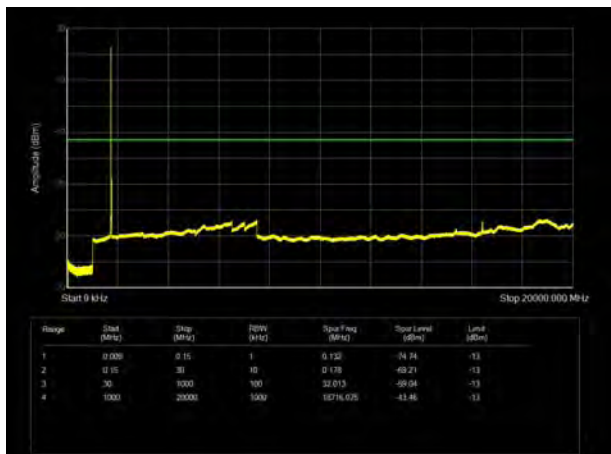
LTE Band 4 15MHz CH- Low 9kHz~20GHz



LTE Band 4 20MHz CH-Low 9kHz~20GHz



LTE Band 4 15MHz CH- Middle 9kHz~20GHz



LTE Band 4 20MHz CH- Middle 9kHz~20GHz



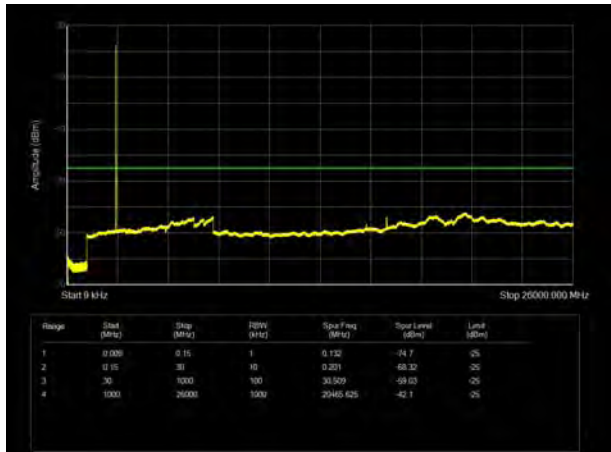
LTE Band 4 15MHz CH-High 9kHz~20GHz



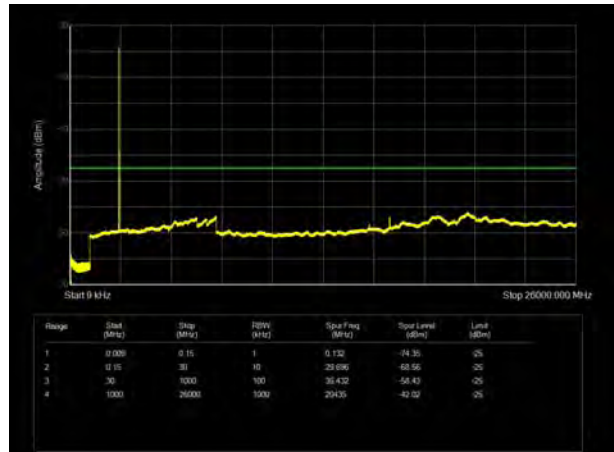
LTE Band 4 20MHz CH- High 9kHz~20GHz



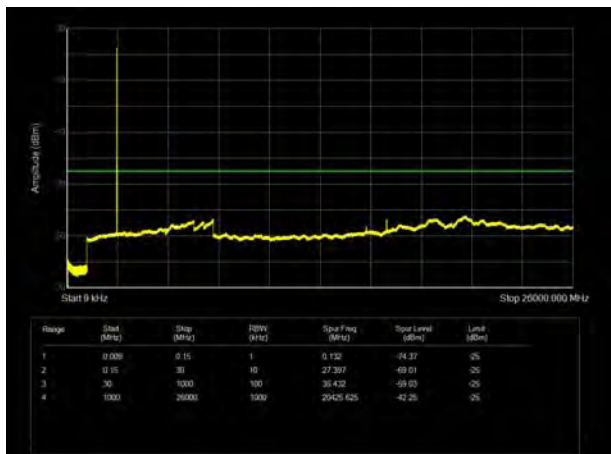
LTE Band 7 5MHz CH- Low 9kHz~26GHz



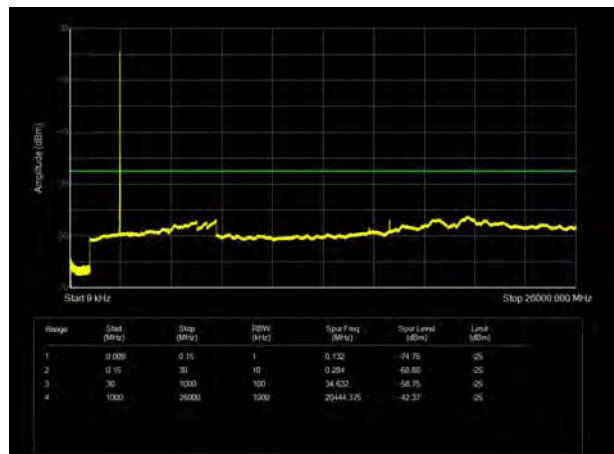
LTE Band 7 10MHz CH-Low 9kHz~26GHz



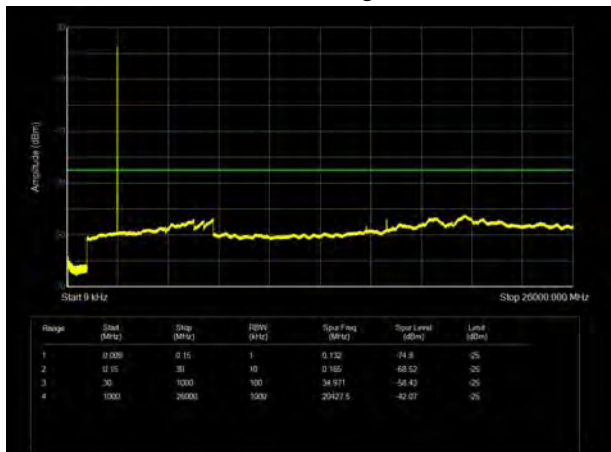
LTE Band 7 5MHz CH- Middle 9kHz~26GHz



LTE Band 7 10MHz CH- Middle 9kHz~26GHz



LTE Band 7 5MHz CH-High 9kHz~26GHz

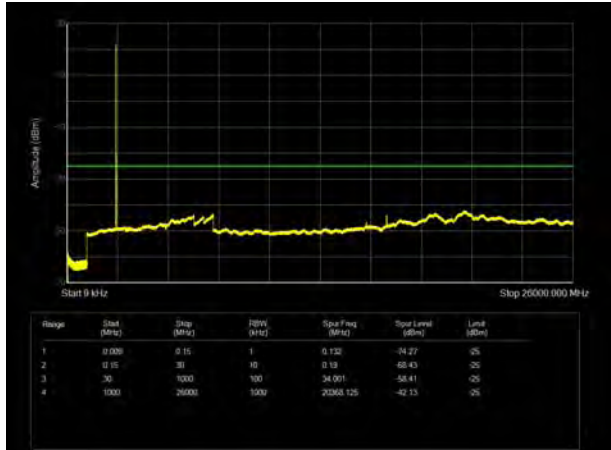


LTE Band 7 10MHz CH- High 9kHz~26GHz

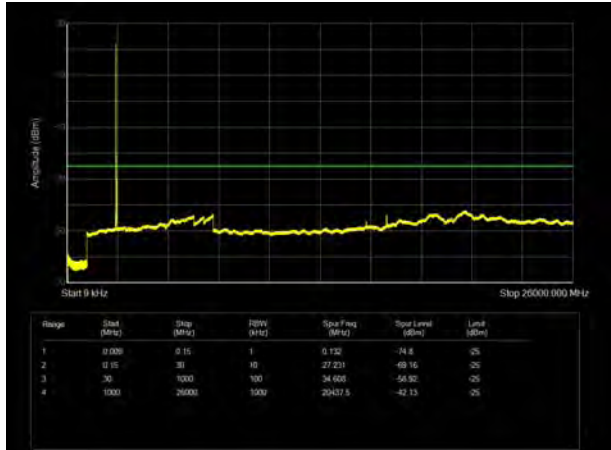




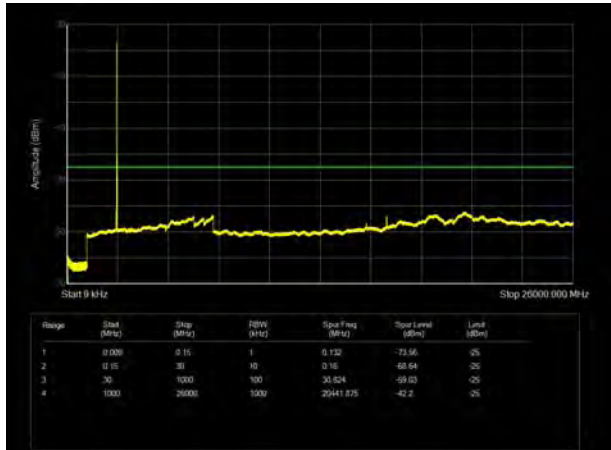
LTE Band 7 15MHz CH- Low 9kHz~26GHz



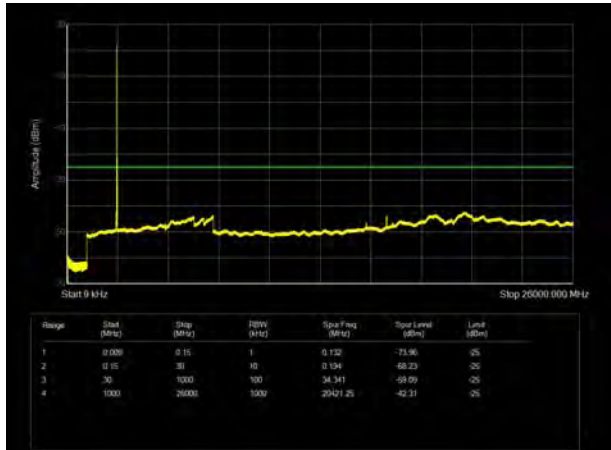
LTE Band 7 20MHz CH-Low 9kHz~26GHz



LTE Band 7 15MHz CH- Middle 9kHz~26GHz



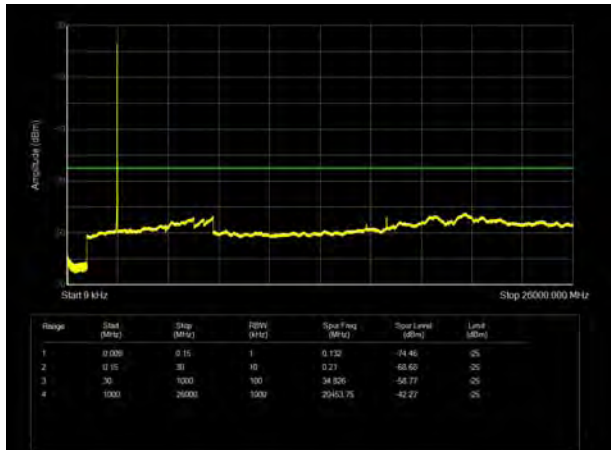
LTE Band 7 20MHz CH- Middle 9kHz~26GHz



LTE Band 7 15MHz CH-High 9kHz~26GHz



LTE Band 7 20MHz CH- High 9kHz~26GHz

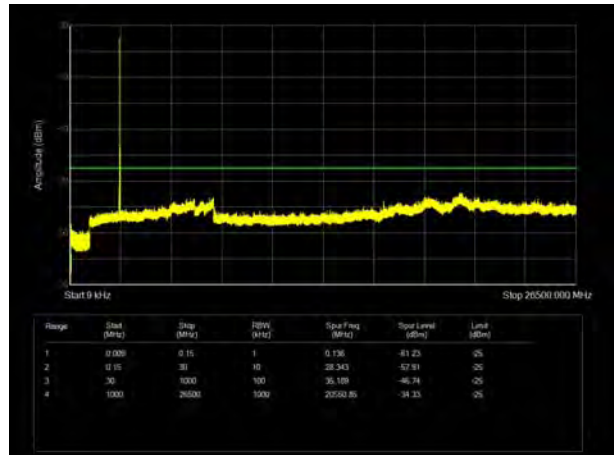




LTE Band 38 5MHz CH-Low 9kHz~26.5GHz



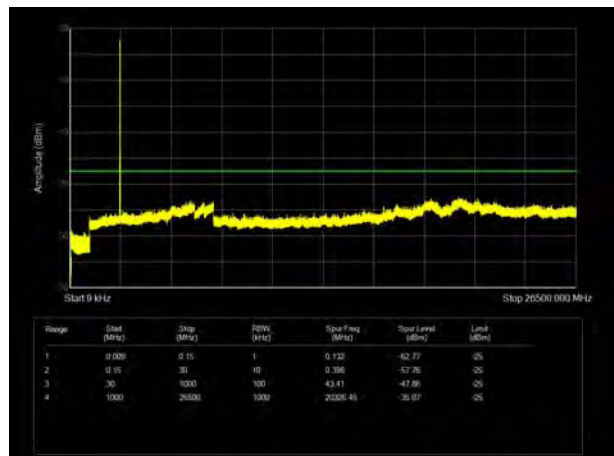
LTE Band 38 10MHz CH- Low 9kHz~26.5GHz



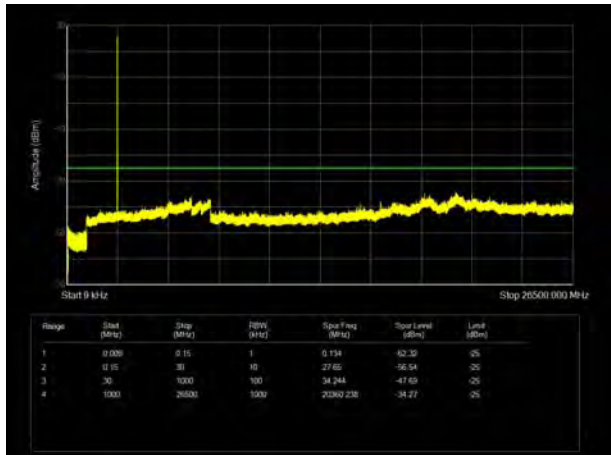
LTE Band 38 5MHz CH- Middle 9kHz~26.5GHz



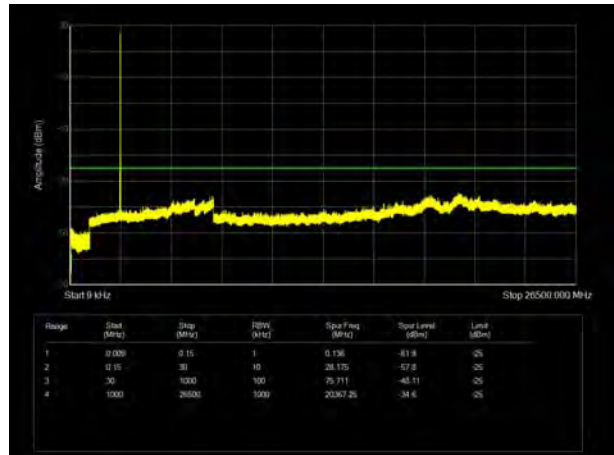
LTE Band 38 10MHz CH- Middle 9kHz~26.5GHz



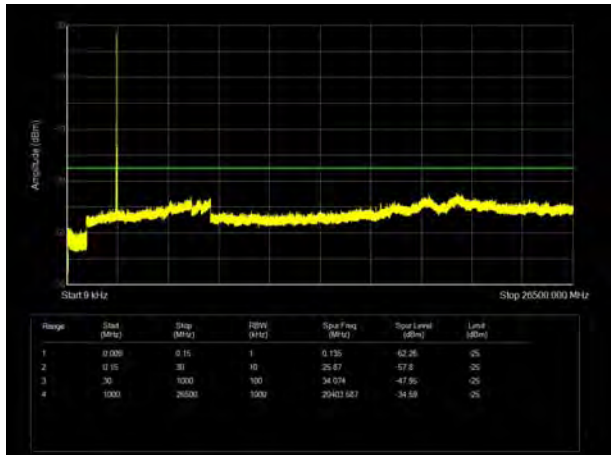
LTE Band 38 5MHz CH- High 9kHz~26.5GHz



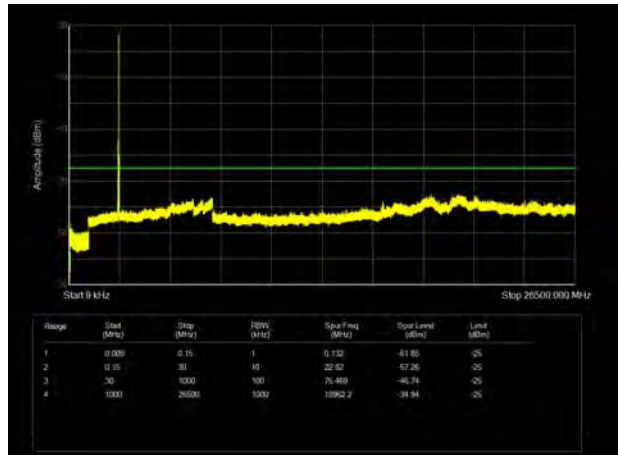
LTE Band 38 10MHz CH-High 9kHz~26.5GHz



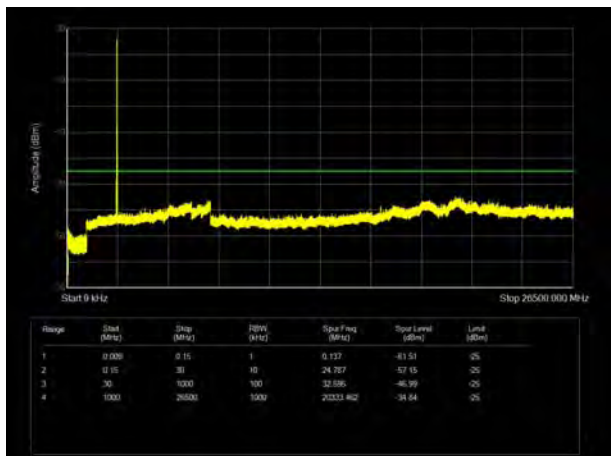
LTE Band 38 15MHz CH- Low 9kHz~26.5GHz



LTE Band 38 20MHz CH-Low 9kHz~26.5GHz



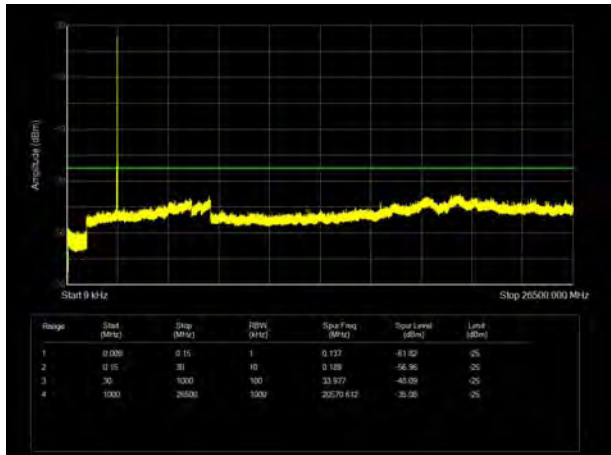
LTE Band 38 15MHz CH- Middle 9kHz~26.5GHz



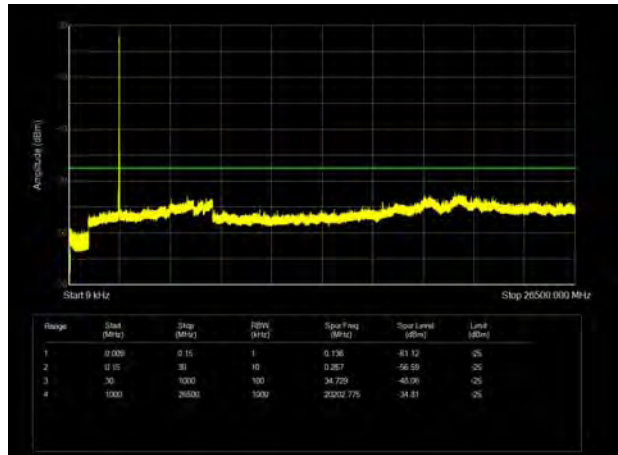
LTE Band 38 20MHz CH- Middle 9kHz~26.5GHz



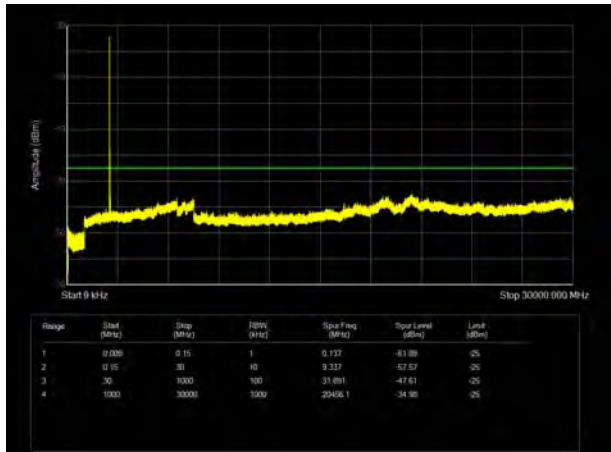
LTE Band 38 15MHz CH-High 9kHz~26.5GHz



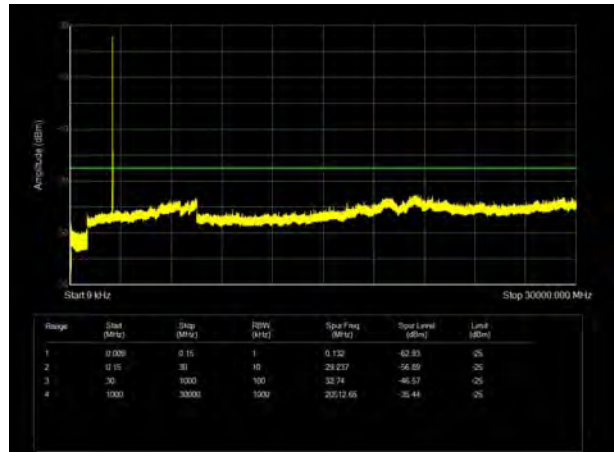
LTE Band 38 20MHz CH- High 9kHz~26.5GHz



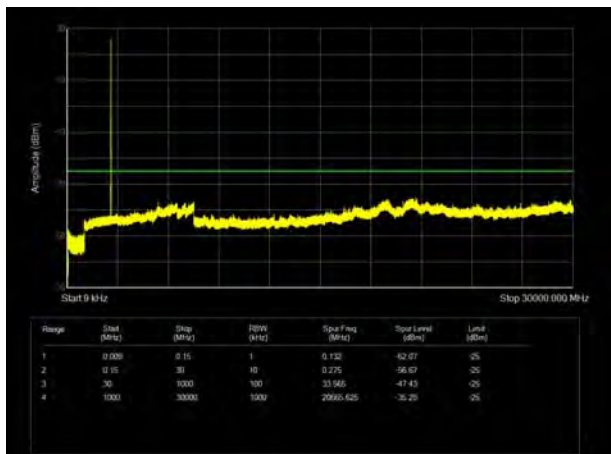
LTE Band 41 5MHz CH-Low 9kHz~30GHz



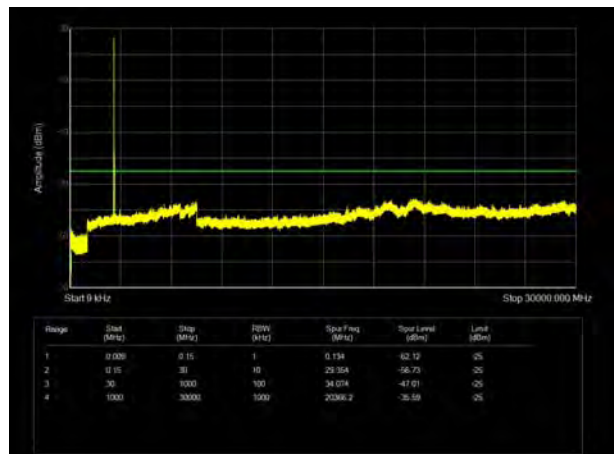
LTE Band 41 10MHz CH- Low 9kHz~30GHz



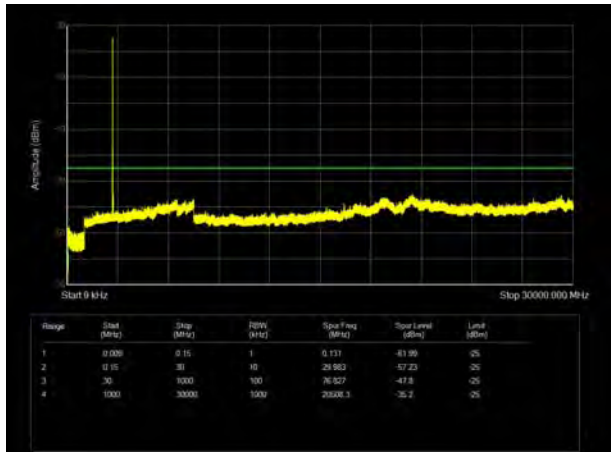
LTE Band 41 5MHz CH- Middle 9kHz~30GHz



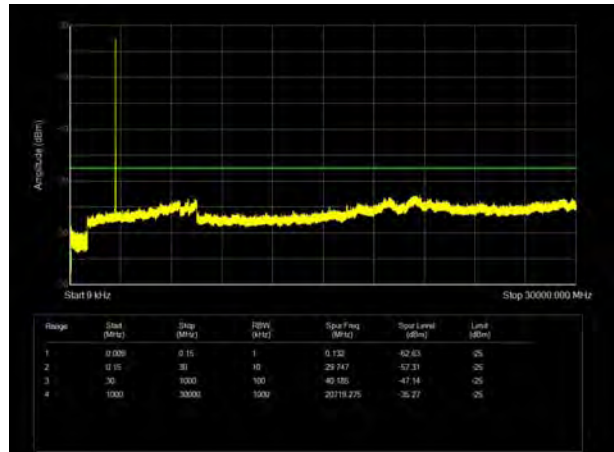
LTE Band 41 10MHz CH- Middle 9kHz~30GHz



LTE Band 41 5MHz CH- High 9kHz~30GHz

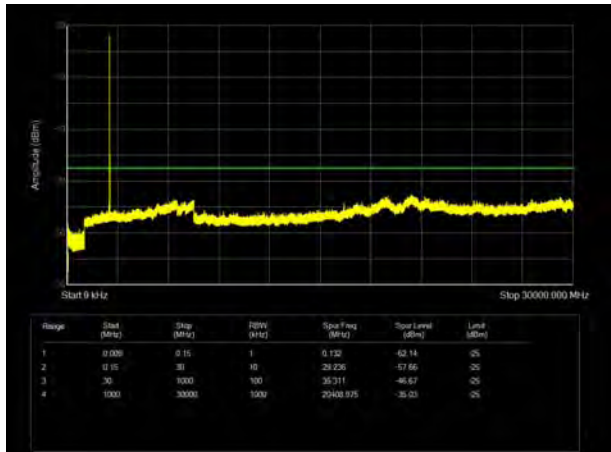


LTE Band 41 10MHz CH-High 9kHz~30GHz

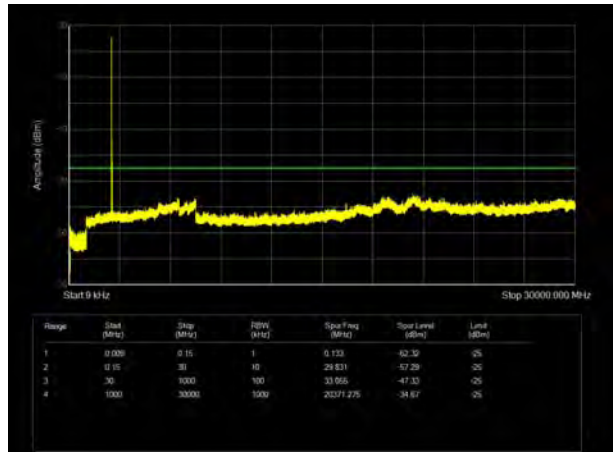




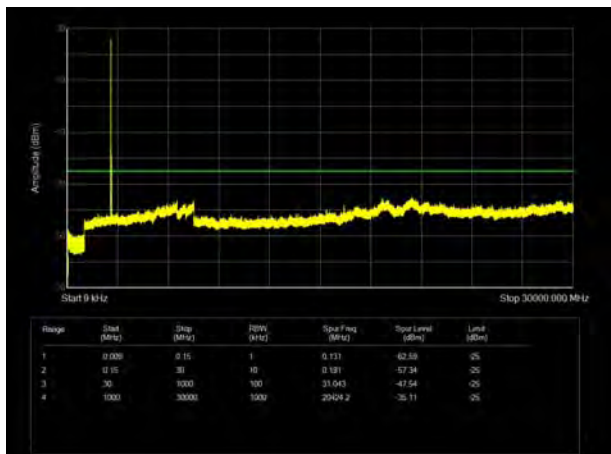
LTE Band 41 15MHz CH- Low 9kHz~30GHz



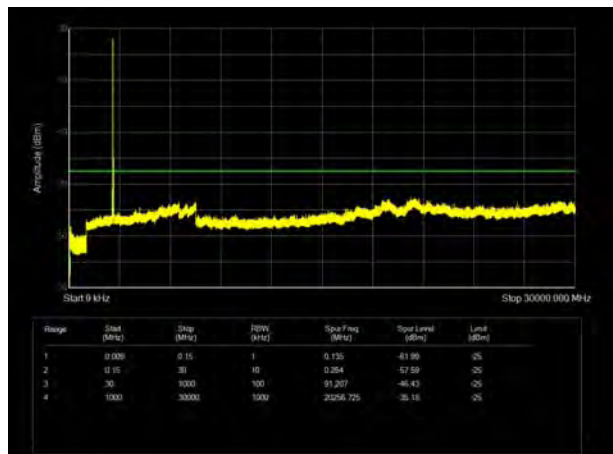
LTE Band 41 20MHz CH-Low 9kHz~30GHz



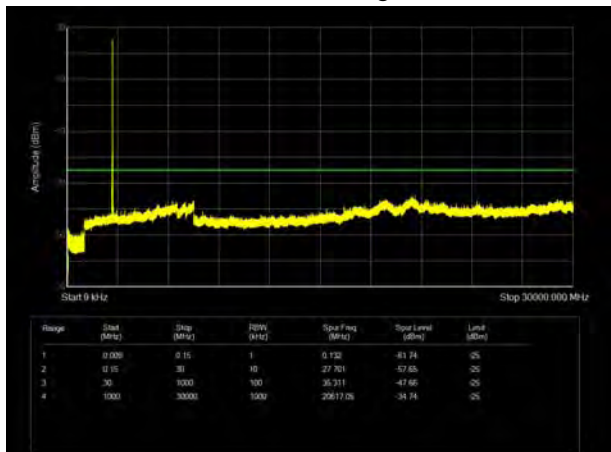
LTE Band 41 15MHz CH- Middle 9kHz~30GHz



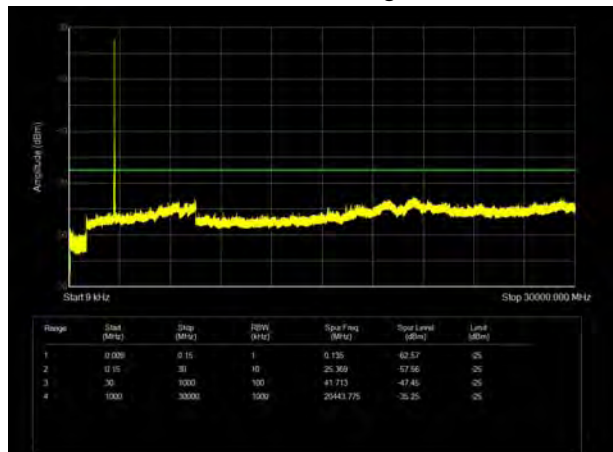
LTE Band 41 20MHz CH- Middle 9kHz~30GHz



LTE Band 41 15MHz CH-High 9kHz~30GHz



LTE Band 41 20MHz CH- High 9kHz~30GHz





6.7 Radiates Spurious Emission

Sweep the whole frequency band through the range from 9kHz to the 10th harmonic of the carrier, the emissions below the noise floor will not be recorded in the report.

Upper Antenna

WCDMA Band IV CH-Middle

Harmonic	Frequency (MHz)	SG (dBm)	Cable Loss (dB)	Gain (dBi)	Antenna Polarization	EIRP Level (dBm)	Limit (dBm)	Margin (dB)	Azimuth (deg)
2	3465.20	-67.82	2.70	12.70	Horizontal	-57.82	-13.00	44.82	315
3	5197.80	-61.75	3.20	12.50	Horizontal	-52.45	-13.00	39.45	225
4	6930.40	-61.49	4.20	11.80	Horizontal	-53.89	-13.00	40.89	45
5	8663.00	-57.22	4.40	12.50	Horizontal	-49.12	-13.00	36.12	180
6	10395.60	-50.20	4.70	11.30	Horizontal	-43.60	-13.00	30.60	0
7	12128.20	-53.24	5.20	13.80	Horizontal	-44.64	-13.00	31.64	90
8	13860.80	-50.55	5.70	11.30	Horizontal	-44.95	-13.00	31.95	135
9	15593.40	-52.29	6.10	16.80	Horizontal	-41.59	-13.00	28.59	225
10	17326.00	--	--	--	--	--	--	--	--

Note: 1. The other Spurious RF Radiated emissions level is no more than noise floor.

2. The worst emission was found in the antenna is Horizontal position.

LTE Band 4 QPSK 1.4MHz CH-Middle, RB 1

Harmonic	Frequency (MHz)	SG (dBm)	Cable Loss (dB)	Gain (dBi)	Antenna Polarization	EIRP Level (dBm)	Limit (dBm)	Margin (dB)	Azimuth (deg)
2	3464.25	-65.45	2.70	12.70	Horizontal	-55.45	-13.00	42.45	225
3	5197.50	-42.68	3.20	12.50	Horizontal	-33.38	-13.00	20.38	135
4	6930.00	-61.00	4.20	11.80	Horizontal	-53.40	-13.00	40.40	270
5	8662.50	-58.64	4.40	12.50	Horizontal	-50.54	-13.00	37.54	45
6	10395.00	-52.78	4.70	11.30	Horizontal	-46.18	-13.00	33.18	135
7	12127.50	-53.90	5.20	13.80	Horizontal	-45.30	-13.00	32.30	45
8	13860.00	-51.18	5.70	11.30	Horizontal	-45.58	-13.00	32.58	180
9	15592.50	-54.19	6.10	16.80	Horizontal	-43.49	-13.00	30.49	0
10	17325.00	-49.92	6.10	14.20	Horizontal	-41.82	-13.00	28.82	90

Note: 1. The other Spurious RF Radiated emissions level is no more than noise floor.

2. The worst emission was found in the antenna is Horizontal position.



LTE Band 4 QPSK 5MHz CH-Middle, RB 1

Harmonic	Frequency (MHz)	SG (dBm)	Cable Loss (dB)	Gain (dBi)	Antenna Polarization	EIRP Level (dBm)	Limit (dBm)	Margin (dB)	Azimuth (deg)
2	3460.50	-63.22	2.70	12.70	Horizontal	-53.22	-13.00	40.22	225
3	5191.50	-48.14	3.20	12.50	Horizontal	-38.84	-13.00	25.84	135
4	6930.00	-61.35	4.20	11.80	Horizontal	-53.75	-13.00	40.75	315
5	8662.50	-58.13	4.40	12.50	Horizontal	-50.03	-13.00	37.03	45
6	10395.00	-52.14	4.70	11.30	Horizontal	-45.54	-13.00	32.54	90
7	12127.50	-53.76	5.20	13.80	Horizontal	-45.16	-13.00	32.16	270
8	13860.00	-48.98	5.70	11.30	Horizontal	-43.38	-13.00	30.38	135
9	15592.50	-52.25	6.10	16.80	Horizontal	-41.55	-13.00	28.55	0
10	17325.00	-49.46	6.10	14.20	Horizontal	-41.36	-13.00	28.36	45

Note: 1.The other Spurious RF Radiated emissions level is no more than noise floor.

2. The worst emission was found in the antenna is Horizontal position.

LTE Band 4 QPSK 20MHz CH-Middle, RB 1

Harmonic	Frequency (MHz)	SG (dBm)	Cable Loss (dB)	Gain (dBi)	Antenna Polarization	EIRP Level (dBm)	Limit (dBm)	Margin (dB)	Azimuth (deg)
2	3447.75	-64.73	2.70	12.70	Horizontal	-54.73	-13.00	41.73	315
3	5170.88	-43.89	3.20	12.50	Horizontal	-34.59	-13.00	21.59	270
4	6930.00	-61.29	4.20	11.80	Horizontal	-53.69	-13.00	40.69	180
5	8662.50	-58.14	4.40	12.50	Horizontal	-50.04	-13.00	37.04	0
6	10395.00	-52.90	4.70	11.30	Horizontal	-46.30	-13.00	33.30	135
7	12127.50	-53.55	5.20	13.80	Horizontal	-44.95	-13.00	31.95	225
8	13860.00	-50.91	5.70	11.30	Horizontal	-45.31	-13.00	32.31	180
9	15592.50	-52.90	6.10	16.80	Horizontal	-42.20	-13.00	29.20	90
10	17325.00	-49.62	6.10	14.20	Horizontal	-41.52	-13.00	28.52	135

Note: 1.The other Spurious RF Radiated emissions level is no more than noise floor.

2. The worst emission was found in the antenna is Horizontal position.



LTE Band 7 QPSK 5MHz CH-Middle, RB 1

Harmonic	Frequency (MHz)	SG (dBm)	Cable Loss (dB)	Gain (dBi)	Antenna Polarization	EIRP Level (dBm)	Limit (dBm)	Margin (dB)	Azimuth (deg)
2	5065.80	-58.59	3.40	12.50	Horizontal	-49.49	-25.00	24.49	315
3	7598.60	-58.50	4.40	12.20	Horizontal	-50.70	-25.00	25.70	90
4	10130.63	-50.02	4.70	11.30	Horizontal	-43.42	-25.00	18.42	270
5	12675.00	-51.61	5.40	13.20	Horizontal	-43.81	-25.00	18.81	45
6	15210.00	-47.94	6.10	13.10	Horizontal	-40.94	-25.00	15.94	225
7	17745.00	-50.42	6.10	14.20	Horizontal	-42.32	-25.00	17.32	135
8	20280.00	--	--	--	--	--	--	--	--
9	22815.00	--	--	--	--	--	--	--	--
10	25350.00	--	--	--	--	--	--	--	--

Note: 1. The other Spurious RF Radiated emissions level is no more than noise floor.
2. The worst emission was found in the antenna is Horizontal position.

LTE Band 7 QPSK 20MHz CH-Middle, RB 1

Harmonic	Frequency (MHz)	SG (dBm)	Cable Loss (dB)	Gain (dBi)	Antenna Polarization	EIRP Level (dBm)	Limit (dBm)	Margin (dB)	Azimuth (deg)
2	5052.20	-58.89	3.40	12.50	Horizontal	-49.79	-25.00	24.79	225
3	7578.30	-58.02	4.40	12.20	Horizontal	-50.22	-25.00	25.22	135
4	10104.40	-49.74	4.70	11.30	Horizontal	-43.14	-25.00	18.14	45
5	12630.50	-51.40	5.40	13.20	Horizontal	-43.60	-25.00	18.60	270
6	15156.60	-46.70	6.10	13.10	Horizontal	-39.70	-25.00	14.70	135
7	17745.00	-49.85	6.10	14.20	Horizontal	-41.75	-25.00	16.75	90
8	20208.80	--	--	--	--	--	--	--	--
9	22734.90	--	--	--	--	--	--	--	--
10	25261.00	--	--	--	--	--	--	--	--

Note: 1. The other Spurious RF Radiated emissions level is no more than noise floor.
2. The worst emission was found in the antenna is Horizontal position.



LTE Band 38 QPSK 5MHz CH-Middle, RB 1

Harmonic	Frequency (MHz)	SG (dBm)	Cable Loss (dB)	Gain (dBi)	Antenna Polarization	EIRP Level (dBm)	Limit (dBm)	Margin (dB)	Azimuth (deg)
2	5185.00	-62.49	3.20	12.50	Horizontal	-53.19	-25.00	28.19	90
3	7777.50	-57.58	4.40	12.30	Horizontal	-49.68	-25.00	24.68	45
4	10370.00	-53.46	4.70	11.80	Horizontal	-46.36	-25.00	21.36	225
5	12962.50	-53.90	5.40	14.00	Horizontal	-45.30	-25.00	20.30	0
6	15555.00	-56.66	6.10	16.80	Horizontal	-45.96	-25.00	20.96	135
7	18147.50	--	--	--	--	--	--	--	--
8	20740.00	--	--	--	--	--	--	--	--
9	23332.50	--	--	--	--	--	--	--	--
10	25925.00	--	--	--	--	--	--	--	--

Note: 1. The other Spurious RF Radiated emissions level is no more than noise floor.
2. The worst emission was found in the antenna is Horizontal position.

LTE Band 38 QPSK 20MHz CH-Middle, RB 1

Harmonic	Frequency (MHz)	SG (dBm)	Cable Loss (dB)	Gain (dBi)	Antenna Polarization	EIRP Level (dBm)	Limit (dBm)	Margin (dB)	Azimuth (deg)
2	5170.00	-61.89	3.20	12.50	Horizontal	-52.59	-25.00	27.59	225
3	7755.00	-56.97	4.40	12.30	Horizontal	-49.07	-25.00	24.07	45
4	10340.00	-53.98	4.70	11.80	Horizontal	-46.88	-25.00	21.88	45
5	12925.00	-53.66	5.40	14.00	Horizontal	-45.06	-25.00	20.06	45
6	15510.00	-55.52	6.10	16.80	Horizontal	-44.82	-25.00	19.82	135
7	18095.00	--	--	--	--	--	--	--	--
8	20680.00	--	--	--	--	--	--	--	--
9	23265.00	--	--	--	--	--	--	--	--
10	25850.00	--	--	--	--	--	--	--	--

Note: 1. The other Spurious RF Radiated emissions level is no more than noise floor.
2. The worst emission was found in the antenna is Horizontal position.



LTE Band 41 QPSK 5MHz CH-Middle, RB 1

Harmonic	Frequency (MHz)	SG (dBm)	Cable Loss (dB)	Gain (dBi)	Antenna Polarization	EIRP Level (dBm)	Limit (dBm)	Margin (dB)	Azimuth (deg)
2	5163.30	-62.96	3.20	12.50	Horizontal	-53.66	-25.00	28.66	225
3	7744.95	-58.36	4.40	12.30	Horizontal	-50.46	-25.00	25.46	45
4	10326.60	-53.94	4.70	11.80	Horizontal	-46.84	-25.00	21.84	45
5	12908.25	-52.88	5.40	14.00	Horizontal	-44.28	-25.00	19.28	0
6	15489.90	-53.95	6.10	16.80	Horizontal	-43.25	-25.00	18.25	0
7	18071.55	--	--	--	--	--	--	--	--
8	20653.20	--	--	--	--	--	--	--	--
9	23234.85	--	--	--	--	--	--	--	--
10	25816.50	--	--	--	--	--	--	--	--

Note: 1.The other Spurious RF Radiated emissions level is no more than noise floor.
2. The worst emission was found in the antenna is Horizontal position.

LTE Band 41 QPSK 20MHz CH-Middle, RB 1

Harmonic	Frequency (MHz)	SG (dBm)	Cable Loss (dB)	Gain (dBi)	Antenna Polarization	EIRP Level (dBm)	Limit (dBm)	Margin (dB)	Azimuth (deg)
2	5149.60	-62.43	3.20	12.50	Horizontal	-53.13	-25.00	28.13	225
3	7724.40	-57.42	4.40	12.30	Horizontal	-49.52	-25.00	24.52	135
4	10299.20	-52.66	4.70	11.80	Horizontal	-45.56	-25.00	20.56	0
5	12874.00	-53.46	5.40	14.00	Horizontal	-44.86	-25.00	19.86	45
6	15448.80	-55.53	6.10	16.80	Horizontal	-44.83	-25.00	19.83	45
7	18023.60	--	--	--	--	--	--	--	--
8	20598.40	--	--	--	--	--	--	--	--
9	23173.20	--	--	--	--	--	--	--	--
10	25748.00	--	--	--	--	--	--	--	--

Note: 1.The other Spurious RF Radiated emissions level is no more than noise floor.
2. The worst emission was found in the antenna is Horizontal position.

**Low Antenna**

WCDMA Band IV CH-Middle

Harmonic	Frequency (MHz)	SG (dBm)	Cable Loss (dB)	Gain (dBi)	Antenna Polarization	EIRP Level (dBm)	Limit (dBm)	Margin (dB)	Azimuth (deg)
2	3465.20	-63.91	2.70	12.70	Horizontal	-53.91	-13.00	40.91	225
3	5197.80	-55.50	3.20	12.50	Horizontal	-46.20	-13.00	33.20	180
4	6930.40	-61.69	4.20	11.80	Horizontal	-54.09	-13.00	41.09	45
5	8663.00	-58.20	4.40	12.50	Horizontal	-50.10	-13.00	37.10	270
6	10395.60	-52.46	4.70	11.30	Horizontal	-45.86	-13.00	32.86	0
7	12128.20	-53.28	5.20	13.80	Horizontal	-44.68	-13.00	31.68	135
8	13860.80	-50.70	5.70	11.30	Horizontal	-45.10	-13.00	32.10	90
9	15593.40	-53.23	6.10	16.80	Horizontal	-42.53	-13.00	29.53	180
10	17326.00	-49.47	6.10	14.20	Horizontal	-41.37	-13.00	28.37	45

Note: 1.The other Spurious RF Radiated emissions level is no more than noise floor.

2. The worst emission was found in the antenna is Horizontal position.

LTE Band 4 QPSK 1.4MHz CH-Middle, RB 1

Harmonic	Frequency (MHz)	SG (dBm)	Cable Loss (dB)	Gain (dBi)	Antenna Polarization	EIRP Level (dBm)	Limit (dBm)	Margin (dB)	Azimuth (deg)
2	3464.25	-68.41	2.70	12.70	Horizontal	-58.41	-13.00	45.41	45
3	5197.50	-53.66	3.20	12.50	Horizontal	-44.36	-13.00	31.36	90
4	6930.00	-61.84	4.20	11.80	Horizontal	-54.24	-13.00	41.24	135
5	8662.50	-58.04	4.40	12.50	Horizontal	-49.94	-13.00	36.94	0
6	10395.00	-51.54	4.70	11.30	Horizontal	-44.94	-13.00	31.94	45
7	12127.50	-52.74	5.20	13.80	Horizontal	-44.14	-13.00	31.14	225
8	13860.00	-50.84	5.70	11.30	Horizontal	-45.24	-13.00	32.24	45
9	15592.50	-52.84	6.10	16.80	Horizontal	-42.14	-13.00	29.14	225
10	17325.00	-49.35	6.10	14.20	Horizontal	-41.25	-13.00	28.25	45

Note: 1.The other Spurious RF Radiated emissions level is no more than noise floor.

2. The worst emission was found in the antenna is Horizontal position.



LTE Band 4 QPSK 5MHz CH-Middle, RB 1

Harmonic	Frequency (MHz)	SG (dBm)	Cable Loss (dB)	Gain (dBi)	Antenna Polarization	EIRP Level (dBm)	Limit (dBm)	Margin (dB)	Azimuth (deg)
2	3460.50	-67.44	2.70	12.70	Horizontal	-57.44	-13.00	44.44	0
3	5191.50	-54.94	3.20	12.50	Horizontal	-45.64	-13.00	32.64	135
4	6930.00	-61.87	4.20	11.80	Horizontal	-54.27	-13.00	41.27	0
5	8662.50	-57.25	4.40	12.50	Horizontal	-49.15	-13.00	36.15	135
6	10395.00	-51.89	4.70	11.30	Horizontal	-45.29	-13.00	32.29	0
7	12127.50	-53.12	5.20	13.80	Horizontal	-44.52	-13.00	31.52	135
8	13860.00	-50.98	5.70	11.30	Horizontal	-45.38	-13.00	32.38	0
9	15592.50	-53.95	6.10	16.80	Horizontal	-43.25	-13.00	30.25	45
10	17325.00	-50.35	6.10	14.20	Horizontal	-42.25	-13.00	29.25	225

Note: 1.The other Spurious RF Radiated emissions level is no more than noise floor.
2. The worst emission was found in the antenna is Horizontal position.

LTE Band 4 QPSK 20MHz CH-Middle, RB 1

Harmonic	Frequency (MHz)	SG (dBm)	Cable Loss (dB)	Gain (dBi)	Antenna Polarization	EIRP Level (dBm)	Limit (dBm)	Margin (dB)	Azimuth (deg)
2	3447.75	-68.20	2.70	12.70	Horizontal	-58.20	-13.00	45.20	45
3	5170.88	-53.20	3.20	12.50	Horizontal	-43.90	-13.00	30.90	225
4	6930.00	-63.20	4.20	11.80	Horizontal	-55.60	-13.00	42.60	45
5	8662.50	-58.04	4.40	12.50	Horizontal	-49.94	-13.00	36.94	0
6	10395.00	-52.25	4.70	11.30	Horizontal	-45.65	-13.00	32.65	225
7	12127.50	-53.84	5.20	13.80	Horizontal	-45.24	-13.00	32.24	45
8	13860.00	-50.50	5.70	11.30	Horizontal	-44.90	-13.00	31.90	0
9	15592.50	-53.60	6.10	16.80	Horizontal	-42.90	-13.00	29.90	135
10	17325.00	-49.83	6.10	14.20	Horizontal	-41.73	-13.00	28.73	0

Note: 1.The other Spurious RF Radiated emissions level is no more than noise floor.
2. The worst emission was found in the antenna is Horizontal position.



LTE Band 7 QPSK 5MHz CH-Middle, RB 1

Harmonic	Frequency (MHz)	SG (dBm)	Cable Loss (dB)	Gain (dBi)	Antenna Polarization	EIRP Level (dBm)	Limit (dBm)	Margin (dB)	Azimuth (deg)
2	5065.80	-62.17	3.40	12.50	Horizontal	-53.07	-25.00	28.07	225
3	7598.60	-57.88	4.40	12.20	Horizontal	-50.08	-25.00	25.08	135
4	10130.63	-51.26	4.70	11.30	Horizontal	-44.66	-25.00	19.66	0
5	12675.00	-52.19	5.40	13.20	Horizontal	-44.39	-25.00	19.39	90
6	15210.00	-48.02	6.10	13.10	Horizontal	-41.02	-25.00	16.02	225
7	17745.00	-50.36	6.10	14.20	Horizontal	-42.26	-25.00	17.26	45
8	20280.00	--	--	--	--	--	--	--	--
9	22815.00	--	--	--	--	--	--	--	--
10	25350.00	--	--	--	--	--	--	--	--

Note: 1.The other Spurious RF Radiated emissions level is no more than noise floor.

2. The worst emission was found in the antenna is Horizontal position.

LTE Band 7 QPSK 20MHz CH-Middle, RB 1

Harmonic	Frequency (MHz)	SG (dBm)	Cable Loss (dB)	Gain (dBi)	Antenna Polarization	EIRP Level (dBm)	Limit (dBm)	Margin (dB)	Azimuth (deg)
2	5052.20	-61.65	3.40	12.50	Horizontal	-52.55	-25.00	27.55	225
3	7578.30	-58.93	4.40	12.20	Horizontal	-51.13	-25.00	26.13	45
4	10104.40	-50.85	4.70	11.30	Horizontal	-44.25	-25.00	19.25	0
5	12630.50	-51.11	5.40	13.20	Horizontal	-43.31	-25.00	18.31	225
6	15156.60	-49.60	6.10	13.10	Horizontal	-42.60	-25.00	17.60	45
7	17745.00	-50.22	6.10	14.20	Horizontal	-42.12	-25.00	17.12	0
8	20208.80	--	--	--	--	--	--	--	--
9	22734.90	--	--	--	--	--	--	--	--
10	25261.00	--	--	--	--	--	--	--	--

Note: 1.The other Spurious RF Radiated emissions level is no more than noise floor.

2. The worst emission was found in the antenna is Horizontal position.



LTE Band 38 QPSK 5MHz CH-Middle, RB 1

Harmonic	Frequency (MHz)	SG (dBm)	Cable Loss (dB)	Gain (dBi)	Antenna Polarization	EIRP Level (dBm)	Limit (dBm)	Margin (dB)	Azimuth (deg)
2	5185.00	-61.77	3.20	12.50	Horizontal	-52.47	-25.00	27.47	225
3	7777.50	-57.42	4.40	12.30	Horizontal	-49.52	-25.00	24.52	90
4	10370.00	-52.94	4.70	11.80	Horizontal	-45.84	-25.00	20.84	90
5	12962.50	-52.57	5.40	14.00	Horizontal	-43.97	-25.00	18.97	0
6	15555.00	-53.79	6.10	16.80	Horizontal	-43.09	-25.00	18.09	315
7	18147.50	--	--	--	--	--	--	--	--
8	20740.00	--	--	--	--	--	--	--	--
9	23332.50	--	--	--	--	--	--	--	--
10	25925.00	--	--	--	--	--	--	--	--

Note: 1. The other Spurious RF Radiated emissions level is no more than noise floor.
2. The worst emission was found in the antenna is Horizontal position.

LTE Band 38 QPSK 20MHz CH-Middle, RB 1

Harmonic	Frequency (MHz)	SG (dBm)	Cable Loss (dB)	Gain (dBi)	Antenna Polarization	EIRP Level (dBm)	Limit (dBm)	Margin (dB)	Azimuth (deg)
2	5170.00	-61.54	3.20	12.50	Horizontal	-52.24	-25.00	27.24	45
3	7755.00	-57.84	4.40	12.30	Horizontal	-49.94	-25.00	24.94	0
4	10340.00	-52.82	4.70	11.80	Horizontal	-45.72	-25.00	20.72	45
5	12925.00	-54.23	5.40	14.00	Horizontal	-45.63	-25.00	20.63	135
6	15510.00	-54.83	6.10	16.80	Horizontal	-44.13	-25.00	19.13	90
7	18095.00	--	--	--	--	--	--	--	--
8	20680.00	--	--	--	--	--	--	--	--
9	23265.00	--	--	--	--	--	--	--	--
10	25850.00	--	--	--	--	--	--	--	--

Note: 1. The other Spurious RF Radiated emissions level is no more than noise floor.
2. The worst emission was found in the antenna is Horizontal position.



LTE Band 41 QPSK 5MHz CH-Middle, RB 1

Harmonic	Frequency (MHz)	SG (dBm)	Cable Loss (dB)	Gain (dBi)	Antenna Polarization	EIRP Level (dBm)	Limit (dBm)	Margin (dB)	Azimuth (deg)
2	5163.30	-62.50	3.20	12.50	Horizontal	-53.20	-25.00	28.20	90
3	7744.95	-56.93	4.40	12.30	Horizontal	-49.03	-25.00	24.03	135
4	10326.60	-52.13	4.70	11.80	Horizontal	-45.03	-25.00	20.03	0
5	12908.25	-52.50	5.40	14.00	Horizontal	-43.90	-25.00	18.90	135
6	15489.90	-53.05	6.10	16.80	Horizontal	-42.35	-25.00	17.35	0
7	18071.55	--	--	--	--	--	--	--	--
8	20653.20	--	--	--	--	--	--	--	--
9	23234.85	--	--	--	--	--	--	--	--
10	25816.50	--	--	--	--	--	--	--	--

Note: 1.The other Spurious RF Radiated emissions level is no more than noise floor.
2. The worst emission was found in the antenna is Horizontal position.

LTE Band 41 QPSK 20MHz CH-Middle, RB 1

Harmonic	Frequency (MHz)	SG (dBm)	Cable Loss (dB)	Gain (dBi)	Antenna Polarization	EIRP Level (dBm)	Limit (dBm)	Margin (dB)	Azimuth (deg)
2	5149.60	-61.16	3.20	12.50	Horizontal	-51.86	-25.00	26.86	135
3	7724.40	-58.14	4.40	12.30	Horizontal	-50.24	-25.00	25.24	90
4	10299.20	-52.77	4.70	11.80	Horizontal	-45.67	-25.00	20.67	225
5	12874.00	-51.94	5.40	14.00	Horizontal	-43.34	-25.00	18.34	0
6	15448.80	-52.52	6.10	16.80	Horizontal	-41.82	-25.00	16.82	45
7	18023.60	--	--	--	--	--	--	--	--
8	20598.40	--	--	--	--	--	--	--	--
9	23173.20	--	--	--	--	--	--	--	--
10	25748.00	--	--	--	--	--	--	--	--

Note: 1.The other Spurious RF Radiated emissions level is no more than noise floor.
2. The worst emission was found in the antenna is Horizontal position.



7 Main Test Instruments

Name	Manufacturer	Type	Serial Number	Calibration Date	Expiration Date
Base Station Simulator	R&S	CMW500	113824	2022-05-14	2023-05-13
Spectrum Analyzer	Keysight	N9020A	MY50510203	2021-12-12	2022-12-11
Universal Radio Communication Tester	Agilent	E5515C	GB44400275	2021-12-12	2022-12-11
Signal Analyzer	R&S	FSV3030	101411	2021-12-12	2022-12-11
Climatic Chamber	ESPEC	SU-242	93000506	2021-12-12	2022-12-11
Radiates Spurious Emission					
Signal Analyzer	R&S	FSV30	100815	2021-12-12	2022-12-11
Loop Antenna	SCHWARZBECK	FMZB1519	1519-047	2020-04-02	2023-04-01
TRILOG Broadband Antenna	SCHWARZBECK	VULB 9163	391	2019-12-16	2022-12-15
Horn Antenna	R&S	HF907	102723	2020-08-11	2023-08-10
Horn Antenna	ETS-Lindgren	3160-09	00102643	2021-10-10	2024-10-09
Horn Antenna	STEATITE	QSH-SL-26-40-K-15	16779	2019-12-24	2022-12-23
Software	R&S	EMC32	10.35.10	/	/

*****END OF REPORT *****



ANNEX A: The EUT Appearance

The EUT Appearance are submitted separately.



ANNEX B: Test Setup Photos

The Test Setup Photos are submitted separately.