



# FCC Test Report

APPLICANT : Xiaomi Communications Co., Ltd.  
EQUIPMENT : Mobile Phone  
BRAND NAME : Xiaomi  
MODEL NAME : 2203129G  
FCC ID : 2AFZZ3129G  
STANDARD : 47 CFR Part 15 Subpart B  
CLASSIFICATION : Certification  
TEST DATE(S) : Dec. 11, 2021 ~ Feb. 07, 2022

We, Sporton International Inc. (Kunshan), would like to declare that the tested sample has been evaluated in accordance with the test procedures given in ANSI C63.4-2014 and has been in compliance with the applicable technical standards.

The test results in this report apply exclusively to the tested model / sample. Without written approval of Sporton International Inc. (Kunshan), the test report shall not be reproduced except in full.

Reviewed by: Jason Jia / Supervisor

Approved by: Alex Wang / Manager



**Sporton International Inc. (Kunshan)**

No. 1098, Pengxi North Road, Kunshan Economic Development Zone Jiangsu Province 215300  
People's Republic of China



# TABLE OF CONTENTS

REVISION HISTORY ..... 3

SUMMARY OF TEST RESULT ..... 4

1. GENERAL DESCRIPTION ..... 5

    1.1. Applicant ..... 5

    1.2. Manufacturer ..... 5

    1.3. Product Feature of Equipment Under Test ..... 5

    1.4. Product Specification of Equipment Under Test ..... 6

    1.5. Modification of EUT ..... 7

    1.6. Test Location ..... 8

    1.7. Test Software ..... 8

    1.8. Applicable Standards ..... 8

2. TEST CONFIGURATION OF EQUIPMENT UNDER TEST ..... 9

    2.1. Test Mode ..... 9

    2.2. Connection Diagram of Test System ..... 11

    2.3. Support Unit used in test configuration and system ..... 11

    2.4. EUT Operation Test Setup ..... 12

3. TEST RESULT ..... 13

    3.1. Test of AC Conducted Emission Measurement ..... 13

    3.2. Test of Radiated Emission Measurement ..... 17

4. LIST OF MEASURING EQUIPMENT ..... 22

5. UNCERTAINTY OF EVALUATION ..... 23

APPENDIX A. SETUP PHOTOGRAPHS





### SUMMARY OF TEST RESULT

| Report Section | FCC Rule | Description           | Limit           | Result | Remark                                   |
|----------------|----------|-----------------------|-----------------|--------|------------------------------------------|
| 3.1            | 15.107   | AC Conducted Emission | < 15.107 limits | PASS   | Under limit<br>6.21 dB at<br>0.150 MHz   |
| 3.2            | 15.109   | Radiated Emission     | < 15.109 limits | PASS   | Under limit<br>3.28 dB at<br>239.520 MHz |

**Declaration of Conformity:**

The test results with all measurement uncertainty excluded are presented in accordance with the regulation limits or requirements declared by manufacturers.

**Comments and Explanations:**

The declared of product specification for EUT presented in the report are provided by the manufacturer, and the manufacturer takes all the responsibilities for the accuracy of product specification.



# 1. General Description

## 1.1. Applicant

Xiaomi Communications Co., Ltd.

#019, 9th Floor, Building 6, 33 Xi'erqi Middle Road, Haidian District, Beijing, China, 100085

## 1.2. Manufacturer

Xiaomi Communications Co., Ltd.

#019, 9th Floor, Building 6, 33 Xi'erqi Middle Road, Haidian District, Beijing, China, 100085

## 1.3. Product Feature of Equipment Under Test

| Product Feature                 |                                                                                                                                                                                                                                                                                                                           |
|---------------------------------|---------------------------------------------------------------------------------------------------------------------------------------------------------------------------------------------------------------------------------------------------------------------------------------------------------------------------|
| Equipment                       | Mobile Phone                                                                                                                                                                                                                                                                                                              |
| Brand Name                      | Xiaomi                                                                                                                                                                                                                                                                                                                    |
| Model Name                      | 2203129G                                                                                                                                                                                                                                                                                                                  |
| FCC ID                          | 2AFZZ3129G                                                                                                                                                                                                                                                                                                                |
| EUT supports Radios application | GSM/WCDMA/LTE/5G NR<br>WLAN 2.4GHz 802.11b/g/n HT20/HT40<br>WLAN 2.4GHz 802.11ax HE20/HE40<br>WLAN 5GHz 802.11a/n HT20/HT40<br>WLAN 5GHz 802.11ac VHT20/VHT40/VHT80/VHT160<br>WLAN 5GHz 802.11ax HE20/HE40/HE80/HE160<br>Bluetooth BR / EDR / LE<br>GNSS/NFC                                                              |
| IMEI Code                       | Conduction:<br>868214060101563/868214060101571 for Sample 1<br>868214060104344/868214060104351 for Sample 2<br>868214060104542/868214060104559 for Sample 3<br>Radiation:<br>868214060101985/868214060101993 for Sample 1<br>868214060104302/868214060104310 for Sample 2<br>868214060104484/868214060104492 for Sample 3 |
| HW Version                      | P2.1                                                                                                                                                                                                                                                                                                                      |
| SW Version                      | MIUI 13                                                                                                                                                                                                                                                                                                                   |
| EUT Stage                       | Identical Prototype                                                                                                                                                                                                                                                                                                       |

**Remark:**

1. The above EUT's information was declared by manufacturer. Please refer to the specifications or user's manual for more detailed description.
2. There are three types of EUT. The sample 1 is 6+128GB capacity + Battery 1, the sample 2 is 8+256GB capacity + Battery 2 and the sample 3 is 8+128GB capacity + Battery 1. According to the difference, sample 1 perform full test and sample 2/3 verify the worst case.





|                           |                                                                                                                                                                                                                                                                                                                                                                                                                                                                                                                                                                                                              |
|---------------------------|--------------------------------------------------------------------------------------------------------------------------------------------------------------------------------------------------------------------------------------------------------------------------------------------------------------------------------------------------------------------------------------------------------------------------------------------------------------------------------------------------------------------------------------------------------------------------------------------------------------|
|                           | 5G NR n7 : 2620 MHz ~ 2690 MHz<br>5G NR n38: 2570 MHz ~ 2620 MHz<br>5G NR n41 : 2496 MHz ~ 2690 MHz<br>5G NR n66 : 2110 MHz~ 2200 MHz<br>5G NR n77: 3450 MHz ~ 3550 MHz; 3700 MHz ~ 3980 MHz<br>5G NR n78: 3450 MHz ~ 3550 MHz; 3700 MHz ~ 3800 MHz<br>802.11b/g/n/ax: 2400 MHz ~ 2483.5 MHz<br>802.11a/n/ac/ax: 5150 MHz ~ 5250 MHz;<br>5250 MHz ~ 5350 MHz;<br>5470 MHz ~ 5725 MHz<br>5725 MHz ~ 5850 MHz<br>Bluetooth: 2400 MHz ~ 2483.5 MHz<br>NFC : 13.56 MHz<br>GNSS : 1559 MHz ~ 1610 MHz                                                                                                             |
| <b>Antenna Type</b>       | WWAN : Fixed Internal Antenna<br>WLAN : PIFA Antenna<br>Bluetooth : PIFA Antenna<br>GNSS: PIFA Antenna<br>NFC: FPC Antenna                                                                                                                                                                                                                                                                                                                                                                                                                                                                                   |
| <b>Type of Modulation</b> | GSM/GPRS: GMSK<br>EDGE(MCS 0-4): GMSK / (MCS 5-9): 8PSK<br>WCDMA : BPSK (Uplink)<br>HSDPA/DC-HSDPA : QPSK (Uplink)<br>HSUPA : QPSK (Uplink)<br>HSPA+ : 16QAM<br>DC-HSDPA : 64QAM<br>LTE: QPSK / 16QAM / 64QAM / 256QAM<br>5G NR:<br>DFT-s-OFDM (PI/2 BPSK / QPSK / 16QAM / 64QAM / 256QAM)<br>CP-OFDM (QPSK / 16QAM / 64QAM / 256QAM)<br>802.11b : DSSS (DBPSK / DQPSK / CCK)<br>802.11a/g/n/ac/ax : OFDM (BPSK / QPSK / 16QAM / 64QAM / 256QAM / 1024QAM)<br>Bluetooth LE : GFSK<br>Bluetooth (1Mbps) : GFSK<br>Bluetooth (2Mbps) : $\pi/4$ -DQPSK<br>Bluetooth (3Mbps) : 8-DPSK<br>GNSS : BPSK<br>NFC: ASK |

### 1.5. Modification of EUT

No modifications are made to the EUT during all test items.



### 1.6. Test Location

Sporton International Inc. (Kunshan) is accredited to ISO/IEC 17025:2017 by American Association for Laboratory Accreditation with Certificate Number 5145.02.

|                           |                                                                                                                                                                          |                            |                                       |
|---------------------------|--------------------------------------------------------------------------------------------------------------------------------------------------------------------------|----------------------------|---------------------------------------|
| <b>Test Firm</b>          | Sporton International Inc. (Kunshan)                                                                                                                                     |                            |                                       |
| <b>Test Site Location</b> | No. 1098, Pengxi North Road, Kunshan Economic Development Zone<br>Jiangsu Province 215300 People's Republic of China<br>TEL : +86-512-57900158<br>FAX : +86-512-57900958 |                            |                                       |
| <b>Test Site No.</b>      | <b>Sporton Site No.</b>                                                                                                                                                  | <b>FCC Designation No.</b> | <b>FCC Test Firm Registration No.</b> |
|                           | CO01-KS<br>03CH02-KS                                                                                                                                                     | CN1257                     | 314309                                |

### 1.7. Test Software

| Item | Site      | Manufacturer | Name | Version      |
|------|-----------|--------------|------|--------------|
| 1.   | 03CH02-KS | AUDIX        | E3   | 6.2009-8-24a |
| 2.   | CO01-KS   | AUDIX        | E3   | 6.2009-8-24  |

### 1.8. Applicable Standards

According to the specifications of the manufacturer, the EUT must comply with the requirements of the following standards:

- 47 CFR Part 15 Subpart B
- ANSI C63.4-2014

**Remark:** All test items were verified and recorded according to the standards and without any deviation during the test.





## 2. Test Configuration of Equipment Under Test

### 2.1. Test Mode

The EUT has been associated with peripherals pursuant to ANSI C63.4-2014 and configuration operated in a manner tended to maximize its emission characteristics in a typical application.

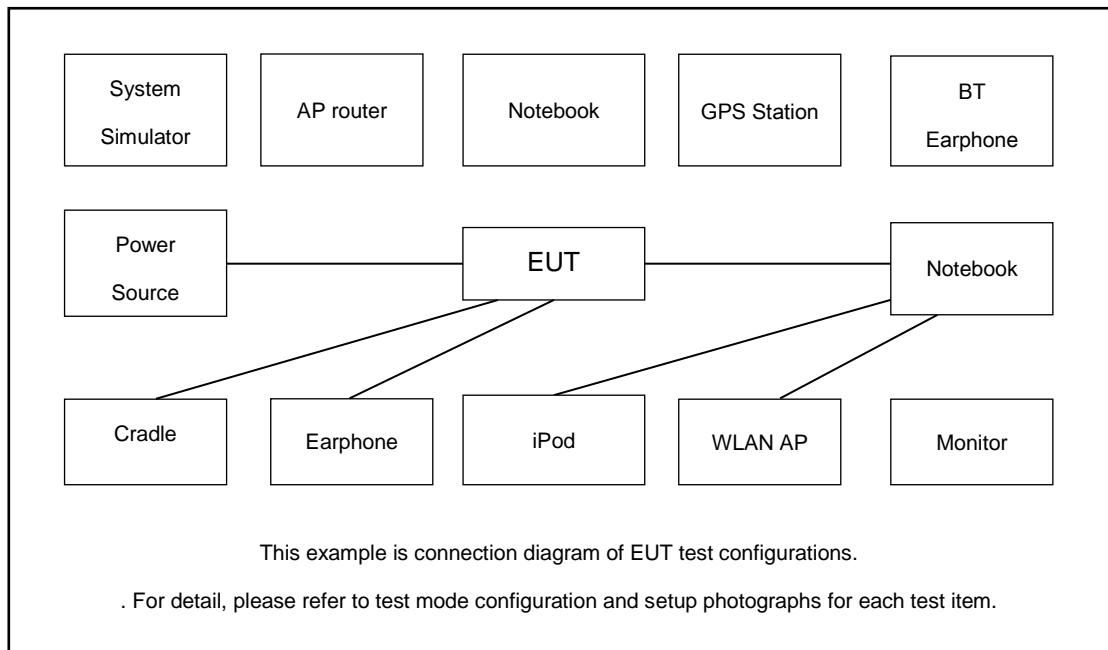
Frequency range investigated: conduction emission (150 kHz to 30 MHz), radiation emission (30MHz to the 5th harmonic of the highest frequency or to 40 GHz, whichever is lower).

| Test Items            | Function Type                                                                                                                                                     |
|-----------------------|-------------------------------------------------------------------------------------------------------------------------------------------------------------------|
| AC Conducted Emission | Mode 1: LTE Band 26 Rx(Middle) + Bluetooth Idle + WLAN (2.4G) Idle + Camera(Rear) + SIM 1 + Battery + ANT 1 + USB Cable1(Charging from Adapter) for Sample 1      |
|                       | Mode 2: LTE Band 12 Rx(High) + Bluetooth Idle + WLAN (5G) Idle + Camera(Front) + SIM 2 + Battery + ANT 4 + USB Cable2(Charging from Adapter) for Sample 1         |
|                       | Mode 3: LTE Band 13 Rx(Low) + Bluetooth Idle + WLAN (2.4G) Idle + MPEG4(Run Color Bar) + SIM 1 + Battery + ANT 1 + USB Cable1(Charging from Adapter) for Sample 1 |
|                       | Mode 4: LTE Band 26 Rx(Middle) + Bluetooth Idle + WLAN (5G) Idle + NFC On + SIM 2 + Battery + ANT 4 + USB Cable1(EUT (eMMC) USB Data Link to NB) for Sample 1     |
|                       | Mode 5: LTE Band 26 Rx(Middle) + Bluetooth Idle + WLAN (2.4G) Idle + GNSS Rx + SIM 1 + Battery + ANT 1 + USB Cable1(NB USB Data Link to EUT (eMMC)) for Sample 1  |
|                       | Mode 6: LTE Band 26 Rx(Middle) + Bluetooth Idle + WLAN (5G) Idle + GNSS Rx + SIM 2 + Battery + ANT 4 + USB Cable1(EUT (eMMC) USB Data Link to NB) for Sample 1    |
|                       | Mode 7: LTE Band 26 Rx(Middle) + Bluetooth Idle + WLAN (2.4G) Idle + NFC On + SIM 1 + Battery + ANT 4 + USB Cable1(EUT (eMMC) USB Data Link to NB) for Sample 2   |
|                       | Mode 8: LTE Band 26 Rx(Middle) + Bluetooth Idle + WLAN (5G) Idle + NFC On + SIM 2 + Battery + ANT 4 + USB Cable1(EUT (eMMC) USB Data Link to NB) for Sample 3     |



|                                                                                                                                                                                                                                                                                                                                                                                                                                                                                        |                                                                                                                                                                                                                                                                                                                                                                                                                                                                                                                                                                                                                                                                                                                                                                                                                                                                                                                                                                                                                                                                                                                                                                                                                                                                                                                                                                                                                                                                                                                                                                                                         |
|----------------------------------------------------------------------------------------------------------------------------------------------------------------------------------------------------------------------------------------------------------------------------------------------------------------------------------------------------------------------------------------------------------------------------------------------------------------------------------------|---------------------------------------------------------------------------------------------------------------------------------------------------------------------------------------------------------------------------------------------------------------------------------------------------------------------------------------------------------------------------------------------------------------------------------------------------------------------------------------------------------------------------------------------------------------------------------------------------------------------------------------------------------------------------------------------------------------------------------------------------------------------------------------------------------------------------------------------------------------------------------------------------------------------------------------------------------------------------------------------------------------------------------------------------------------------------------------------------------------------------------------------------------------------------------------------------------------------------------------------------------------------------------------------------------------------------------------------------------------------------------------------------------------------------------------------------------------------------------------------------------------------------------------------------------------------------------------------------------|
| Radiated Emissions                                                                                                                                                                                                                                                                                                                                                                                                                                                                     | <p>Mode 1: LTE Band 26 Rx(Middle) + Bluetooth Idle + WLAN (2.4G) Idle + Camera(Rear) + SIM 1 + Battery + ANT 1 + USB Cable1(Charging from Adapter) for Sample 1</p> <p>Mode 2: LTE Band 12 Rx(High) + Bluetooth Idle + WLAN (5G) Idle + Camera(Front) + SIM 2 + Battery + ANT 4 + USB Cable2(Charging from Adapter) for Sample 1</p> <p>Mode 3: LTE Band 13 Rx(Low) + Bluetooth Idle + WLAN (2.4G) Idle + MPEG4(Run Color Bar) + Earphone + SIM 1 + Battery + ANT 1 for Sample 1</p> <p>Mode 4: LTE Band 26 Rx(Middle) + Bluetooth Idle + WLAN (5G) Idle + NFC On + SIM 2 + Battery + ANT 1 + USB Cable1(EUT (eMMC) USB Data Link to NB) for Sample 1</p> <p>Mode 5: LTE Band 26 Rx(Middle) + Bluetooth Idle + WLAN (2.4G) Idle + GNSS Rx + SIM 1 + Battery + ANT 1 + USB Cable1(NB USB Data Link to EUT (eMMC)) for Sample 1</p> <p>Mode 6: LTE Band 26 Rx(Middle) + Bluetooth Idle + WLAN (5G) Idle + GNSS Rx + SIM 2 + Battery + ANT 1 + USB Cable2((NB USB Data Link to EUT (eMMC)) for Sample 1</p> <p>Mode 7: LTE Band 26 Rx(Middle) + Bluetooth Idle + WLAN (2.4G) Idle + GNSS Rx + SIM 1 + Battery + ANT 1 + USB Cable(Typec to Typec)(EUT Charging to other phones) for Sample 1</p> <p>Mode 8: LTE Band 26 Rx(Middle) + Bluetooth Idle + WLAN (5G) Idle + GNSS Rx + SIM 2 + Battery + ANT 1 + (NB USB Data Link to EUT (eMMC)) + USB Cable(2)(Data Link with Notebook) for Sample 2</p> <p>Mode 9: LTE Band 26 Rx(Middle) + Bluetooth Idle + WLAN (2.4G) Idle + GNSS Rx + SIM 1 + Battery + ANT 1 + (NB USB Data Link to EUT (eMMC)) + USB Cable(2)(Data Link with Notebook) for Sample 3</p> |
| <p><b>Remark:</b></p> <ol style="list-style-type: none"> <li>1. The worst case of AC is mode 4; only the test data of this mode is reported.</li> <li>2. The worst case of RE is mode 6; only the test data of this mode is reported.</li> <li>3. Data Link with Notebook / PC means data application transferred mode between EUT and Notebook / PC.</li> <li>4. Pre-scanned Low/Middle/High channel for LTE Band 12/13/26, the worst channel was recorded in this report.</li> </ol> |                                                                                                                                                                                                                                                                                                                                                                                                                                                                                                                                                                                                                                                                                                                                                                                                                                                                                                                                                                                                                                                                                                                                                                                                                                                                                                                                                                                                                                                                                                                                                                                                         |

## 2.2. Connection Diagram of Test System



The EUT has been associated with peripherals pursuant to ANSI C63.4-2014 and configuration operated in a manner tended to maximize its emission characteristics in a typical application

## 2.3. Support Unit used in test configuration and system

| Item | Equipment          | Trade Name | Model Name | FCC ID        | Data Cable     | Power Cord                                                |
|------|--------------------|------------|------------|---------------|----------------|-----------------------------------------------------------|
| 1.   | Notebook           | Lenovo     | S730-13IWL | N/A           | N/A            | shielded cable DC O/P 1.8m , Unshielded AC I/P cable 1.8m |
| 2.   | SD Card            | SanDisk    | Uitra      | N/A           | N/A            | N/A                                                       |
| 3.   | Hard disk          | KINGSHARE  | KSP6120G   | Fcc DoC       | Shielded, 1.2m | N/A                                                       |
| 4.   | LTE Base Station   | Anritus    | MT8820C    | N/A           | N/A            | Unshielded,1.8m                                           |
| 5.   | WLAN AP            | TP-Link    | TL-WDR5600 | N/A           | N/A            | Unshielded,1.8m                                           |
| 6.   | WLAN AP            | D-link     | DIR-655    | KA21R655B1    | N/A            | Unshielded,1.8m                                           |
| 7.   | Signal Generator   | R&S        | SMBV100A   | N/A           | N/A            | Unshielded,1.8m                                           |
| 8.   | LTE Base Station   | Anritus    | MT8821C    | N/A           | N/A            | Unshielded,1.8m                                           |
| 9.   | Bluetooth Earphone | Xiaomi     | LYEJ02LM   | N/A           | N/A            | N/A                                                       |
| 10.  | Notebook           | Lenovo     | G480       | QDS-BRCM1050I | N/A            | shielded cable DC O/P 1.8m , Unshielded AC I/P cable 1.8m |
| 11.  | Vector Signal      | R&S        | SMBV100A   | 258305        | N/A            | N/A                                                       |



|     |           |          |       |     |                |     |
|-----|-----------|----------|-------|-----|----------------|-----|
|     | Generator |          |       |     |                |     |
| 12. | Hard Disk | Lenovo   | F310  | DoC | Shielded, 1.2m | N/A |
| 13. | SD Card   | Kingston | 8GB   | N/A | N/A            | N/A |
| 14. | Earphone  | MI       | EM023 | N/A | N/A            | N/A |

## 2.4. EUT Operation Test Setup

The EUT was in LTE idle mode during the testing. The EUT was synchronized to the BCCH, and is in continuous receiving mode by setting system simulator's paging reorganization.

At the same time, the EUT was attached to the Bluetooth earphone or WLAN AP, and the following programs installed in the EUT were programmed during the test.

1. Data application is transferred between notebook and EUT via USB cable.
2. Turn on camera to capture images.
3. Turn on MPEG4 function.
4. Turn on GNSS function to make the EUT receive continuous signals from GNSS station.
5. Turn on NFC function



### 3. Test Result

#### 3.1. Test of AC Conducted Emission Measurement

##### 3.1.1 Limits of AC Conducted Emission

For equipment that is designed to be connected to the public utility (AC) power line, the radio frequency voltage that is conducted back onto the AC power line on any frequency or frequencies within the band 150 kHz to 30 MHz shall not exceed the limits in the following table.

<Class B Limit>

| Frequency of emission<br>(MHz) | Conducted limit (dBuV) |           |
|--------------------------------|------------------------|-----------|
|                                | Quasi-peak             | Average   |
| 0.15-0.5                       | 66 to 56*              | 56 to 46* |
| 0.5-5                          | 56                     | 46        |
| 5-30                           | 60                     | 50        |

\*Decreases with the logarithm of the frequency.

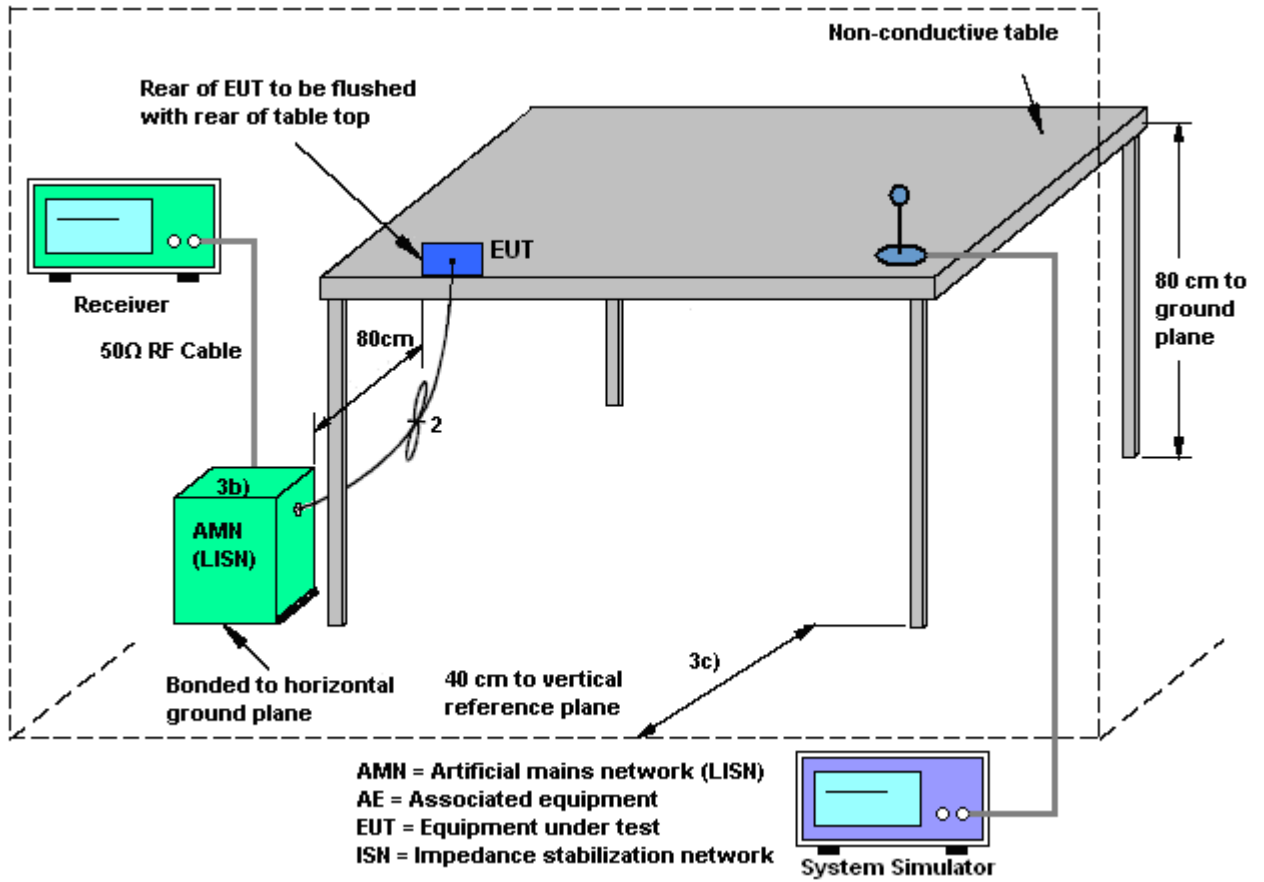
##### 3.1.2 Measuring Instruments

The measuring equipment is listed in the section 4 of this test report.

##### 3.1.3 Test Procedure

1. The EUT was placed 0.4 meter from the conducting wall of the shielding room was kept at least 80 centimeters from any other grounded conducting surface.
2. Connect EUT to the power mains through a line impedance stabilization network (LISN).
3. All the support units are connecting to the other LISN.
4. The LISN provides 50 ohm coupling impedance for the measuring instrument.
5. The FCC states that a 50 ohm, 50 microhenry LISN should be used.
6. Both sides of AC line were checked for maximum conducted interference.
7. The frequency range from 150 kHz to 30 MHz was searched.
8. Set the test-receiver system to Peak Detect Function and specified bandwidth (IF Bandwidth = 9kHz) with Maximum Hold Mode. Then measurement is also conducted by Average Detector and Quasi-Peak Detector Function respectively.

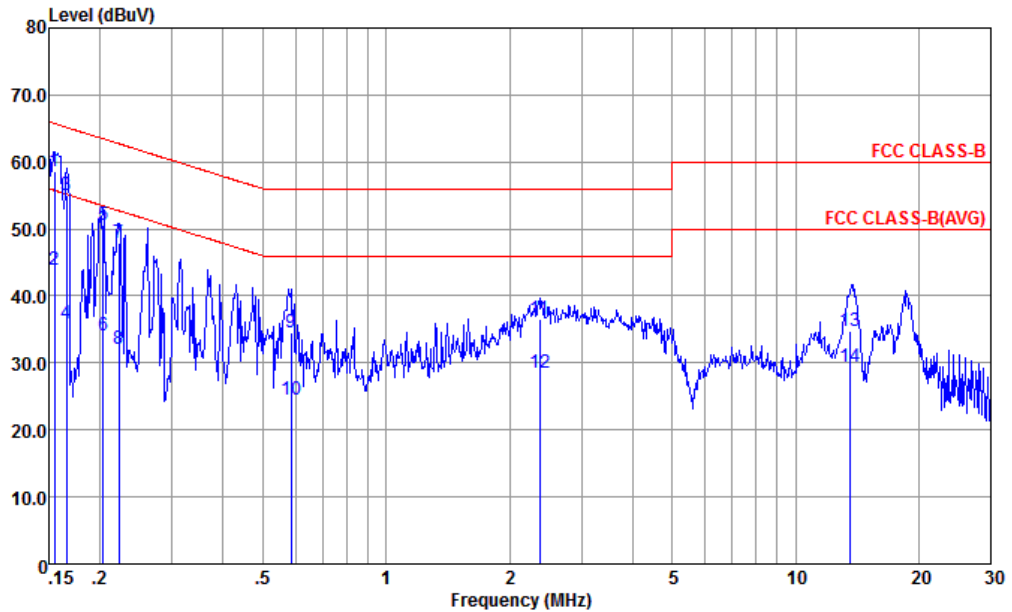
### 3.1.4 Test Setup





3.1.5 Test Result of AC Conducted Emission

|                 |                                                                                 |                     |             |
|-----------------|---------------------------------------------------------------------------------|---------------------|-------------|
| Test Engineer : | Amos Zhang                                                                      | Temperature :       | 25.3~26.2°C |
|                 |                                                                                 | Relative Humidity : | 38~40%      |
| Test Voltage :  | 120Vac / 60Hz                                                                   | Phase :             | Line        |
| Remark :        | All emissions not reported here are more than 10 dB below the prescribed limit. |                     |             |

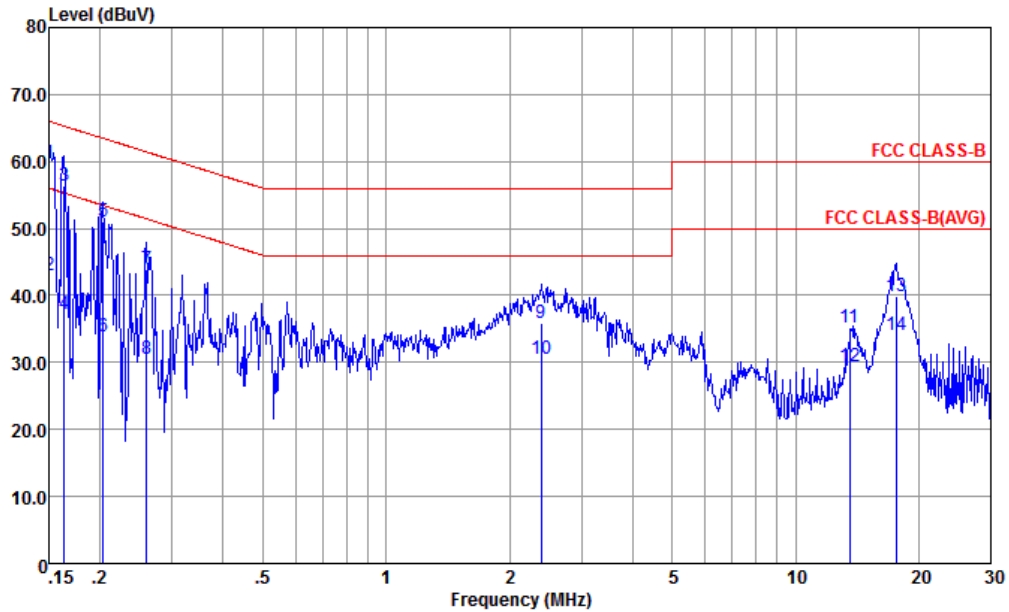


Site : CO01-KS  
 Condition : FCC CLASS-B LISN-060105-L LINE

|     | Freq   | Level | Over   | Limit | Read  | LISN   | Cable | Remark  |
|-----|--------|-------|--------|-------|-------|--------|-------|---------|
|     | MHz    | dBuV  | Limit  | Line  | Level | Factor | Loss  |         |
|     |        |       | dB     | dBuV  | dBuV  | dB     | dB    |         |
| 1 * | 0.155  | 58.69 | -7.05  | 65.74 | 48.20 | 0.02   | 10.47 | QP      |
| 2   | 0.155  | 43.99 | -11.75 | 55.74 | 33.50 | 0.02   | 10.47 | Average |
| 3   | 0.166  | 55.07 | -10.09 | 65.16 | 44.60 | 0.03   | 10.44 | QP      |
| 4   | 0.166  | 35.97 | -19.19 | 55.16 | 25.50 | 0.03   | 10.44 | Average |
| 5   | 0.204  | 50.60 | -12.85 | 63.45 | 40.20 | 0.04   | 10.36 | QP      |
| 6   | 0.204  | 34.00 | -19.45 | 53.45 | 23.60 | 0.04   | 10.36 | Average |
| 7   | 0.222  | 47.90 | -14.84 | 62.74 | 37.50 | 0.05   | 10.35 | QP      |
| 8   | 0.222  | 32.00 | -20.74 | 52.74 | 21.60 | 0.05   | 10.35 | Average |
| 9   | 0.585  | 34.44 | -21.56 | 56.00 | 24.10 | 0.10   | 10.24 | QP      |
| 10  | 0.585  | 24.54 | -21.46 | 46.00 | 14.20 | 0.10   | 10.24 | Average |
| 11  | 2.371  | 36.58 | -19.42 | 56.00 | 26.21 | 0.14   | 10.23 | QP      |
| 12  | 2.371  | 28.58 | -17.42 | 46.00 | 18.21 | 0.14   | 10.23 | Average |
| 13  | 13.560 | 34.86 | -25.14 | 60.00 | 24.20 | 0.28   | 10.38 | QP      |
| 14  | 13.560 | 29.46 | -20.54 | 50.00 | 18.80 | 0.28   | 10.38 | Average |



|                 |                                                                                 |                     |             |
|-----------------|---------------------------------------------------------------------------------|---------------------|-------------|
| Test Engineer : | Amos Zhang                                                                      | Temperature :       | 25.3~26.2°C |
|                 |                                                                                 | Relative Humidity : | 38~40%      |
| Test Voltage :  | 120Vac / 60Hz                                                                   | Phase :             | Neutral     |
| Remark :        | All emissions not reported here are more than 10 dB below the prescribed limit. |                     |             |



Site : CO01-KS  
 Condition : FCC CLASS-B LISN-060105-N NEUTRAL

|     | Freq   | Level | Over   | Limit | Read  | LISN   | Cable | Remark  |
|-----|--------|-------|--------|-------|-------|--------|-------|---------|
|     | MHz    | dBuV  | Limit  | Line  | Level | Factor | Loss  |         |
|     |        |       | dB     | dBuV  | dBuV  | dB     | dB    |         |
| 1 * | 0.150  | 59.79 | -6.21  | 66.00 | 49.20 | 0.11   | 10.48 | QP      |
| 2   | 0.150  | 43.09 | -12.91 | 56.00 | 32.50 | 0.11   | 10.48 | Average |
| 3   | 0.163  | 56.45 | -8.85  | 65.30 | 45.89 | 0.11   | 10.45 | QP      |
| 4   | 0.163  | 37.15 | -18.15 | 55.30 | 26.59 | 0.11   | 10.45 | Average |
| 5   | 0.204  | 50.96 | -12.49 | 63.45 | 40.50 | 0.10   | 10.36 | QP      |
| 6   | 0.204  | 33.96 | -19.49 | 53.45 | 23.50 | 0.10   | 10.36 | Average |
| 7   | 0.260  | 43.93 | -17.49 | 61.42 | 33.50 | 0.10   | 10.33 | QP      |
| 8   | 0.260  | 30.63 | -20.79 | 51.42 | 20.20 | 0.10   | 10.33 | Average |
| 9   | 2.396  | 35.98 | -20.02 | 56.00 | 25.61 | 0.14   | 10.23 | QP      |
| 10  | 2.396  | 30.58 | -15.42 | 46.00 | 20.21 | 0.14   | 10.23 | Average |
| 11  | 13.560 | 35.27 | -24.73 | 60.00 | 24.60 | 0.29   | 10.38 | QP      |
| 12  | 13.560 | 29.47 | -20.53 | 50.00 | 18.80 | 0.29   | 10.38 | Average |
| 13  | 17.661 | 39.78 | -20.22 | 60.00 | 28.90 | 0.43   | 10.45 | QP      |
| 14  | 17.661 | 34.08 | -15.92 | 50.00 | 23.20 | 0.43   | 10.45 | Average |

Note:

- Level(dBμV) = Read Level(dBμV) + LISN Factor(dB) + Cable Loss(dB)
- Over Limit(dB) = Level(dBμV) – Limit Line(dBμV)





### 3.2. Test of Radiated Emission Measurement

#### 3.2.1. Limit of Radiated Emission

The emissions from an unintentional radiator shall not exceed the field strength levels specified in the following table:

<Class B Limit>

| Frequency (MHz) | Field Strength (microvolts/meter) | Measurement Distance (meters) |
|-----------------|-----------------------------------|-------------------------------|
| 30 – 88         | 100                               | 3                             |
| 88 – 216        | 150                               | 3                             |
| 216 - 960       | 200                               | 3                             |
| Above 960       | 500                               | 3                             |

#### 3.2.2. Measuring Instruments

The measuring equipment is listed in the section 4 of this test report.

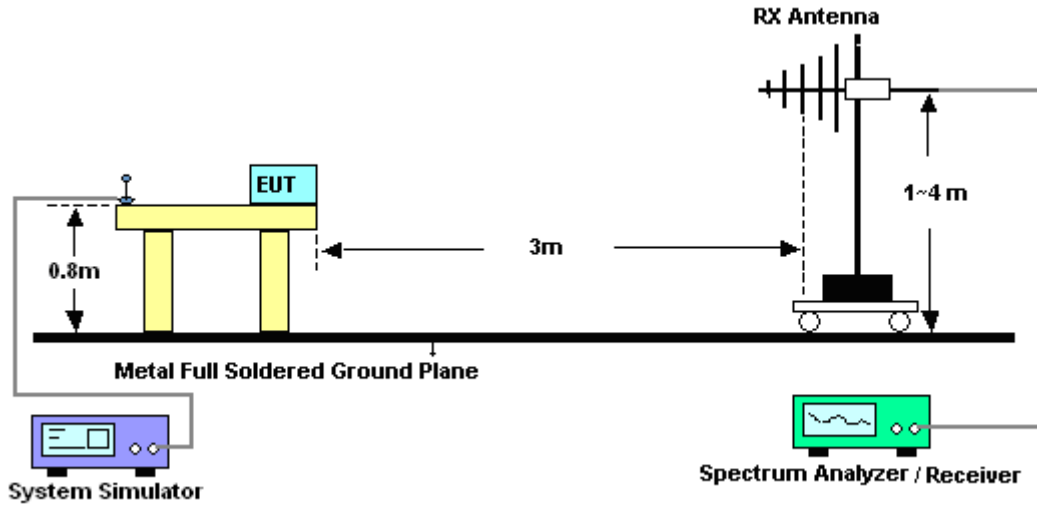


### **3.2.3. Test Procedures**

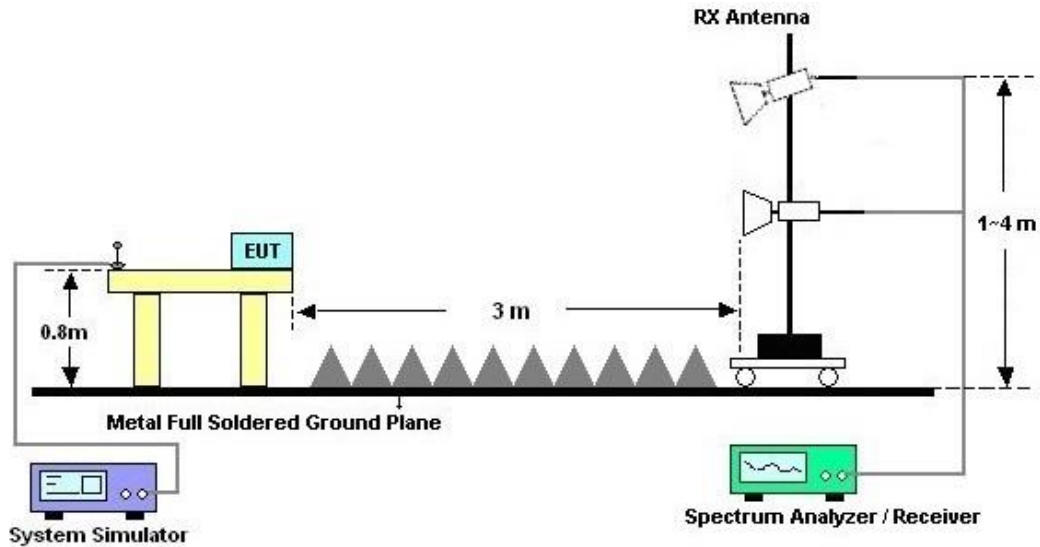
1. The EUT was placed on a turntable with 0.8 meter above ground.
2. The EUT was set 3 meters from the interference receiving antenna, which was mounted on the top of a variable height antenna tower.
3. The table was rotated 360 degrees to determine the position of the highest radiation.
4. The antenna is a Bi-Log antenna and its height is adjusted between one to four meters above ground to find the maximum value of the field strength for both horizontal polarization and vertical polarization of the antenna.
5. For each suspected emission, the EUT was arranged to its worst case and then tune the antenna tower (from 1 m to 4 m) and turntable (from 0 degree to 360 degrees) to find the maximum reading.
6. Set the test-receiver system to Peak Detect Function and specified bandwidth with Maximum Hold Mode (RBW=120kHz/VBW=300kHz for frequency below 1GHz; RBW=1MHz VBW=3MHz (Peak), RBW=1MHz/VBW=10Hz (Average) for frequency above 1GHz).
7. If the emission level of the EUT in peak mode was 3 dB lower than the limit specified, peak values of EUT will be reported. Otherwise, the emission will be repeated by using the quasi-peak method and reported.
8. Emission level (dB $\mu$ V/m) = 20 log Emission level ( $\mu$ V/m)
9. Corrected Reading: Antenna Factor + Cable Loss + Read Level - Preamp Factor = Level
10. Exploratory radiated emissions testing of handheld and/or body-worn devices shall include rotation of the EUT through three orthogonal axes (X/Y/Z Plane) to determine the orientation (attitude) that maximizes the emissions.

### 3.2.4. Test Setup of Radiated Emission

For radiated emissions from 30MHz to 1GHz



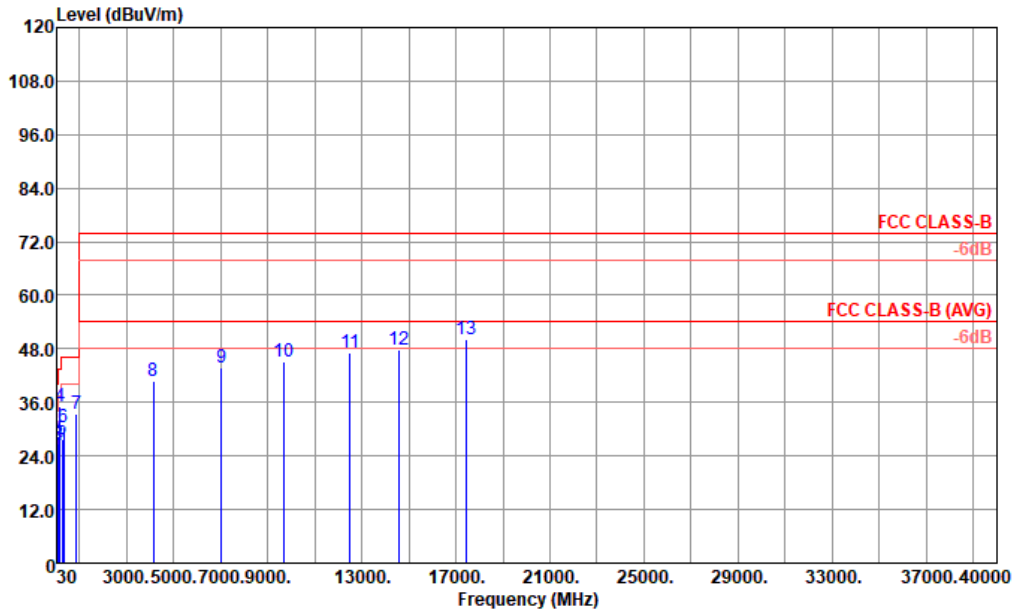
For radiated emissions above 1GHz





3.2.5. Test Result of Radiated Emission

|                 |                                                     |                     |         |
|-----------------|-----------------------------------------------------|---------------------|---------|
| Test Engineer : | Yoke Si                                             | Temperature :       | 21~22°C |
| Test Distance : | 3m                                                  | Relative Humidity : | 41~42%  |
| Remark :        | #7 is system simulator signal which can be ignored. |                     |         |

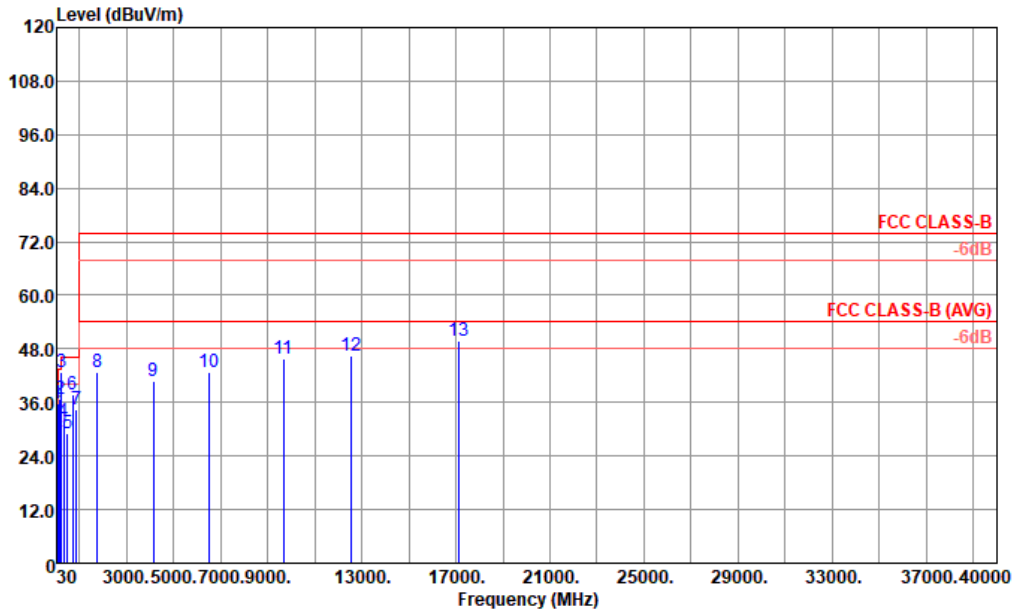


Site : 03CH02-KS  
 Condition : FCC CLASS-B 3m LF 6111D SN44483 HORIZONTAL

|    | Freq      | Level  | Over Limit | Limit Line | ReadAntenna Level | Antenna Factor | Cable Loss | Preamp Factor | A/Pos | T/Pos | Remark |
|----|-----------|--------|------------|------------|-------------------|----------------|------------|---------------|-------|-------|--------|
|    | MHz       | dBuV/m | dB         | dBuV/m     | dBuV              | dB/m           | dB         | dB            | cm    | deg   |        |
| 1  | 33.880    | 23.93  | -16.07     | 40.00      | 32.39             | 22.98          | 0.76       | 32.20         | ---   | ---   | Peak   |
| 2  | 71.710    | 26.39  | -13.61     | 40.00      | 44.69             | 12.70          | 1.20       | 32.20         | ---   | ---   | Peak   |
| 3  | 120.210   | 26.84  | -16.66     | 43.50      | 39.77             | 17.60          | 1.63       | 32.16         | ---   | ---   | Peak   |
| 4  | 167.740   | 34.93  | -8.57      | 43.50      | 49.29             | 15.86          | 1.88       | 32.10         | ---   | ---   | Peak   |
| 5  | 263.770   | 27.59  | -18.41     | 46.00      | 37.41             | 20.13          | 2.22       | 32.17         | ---   | ---   | Peak   |
| 6  | 347.190   | 30.28  | -15.72     | 46.00      | 39.31             | 20.41          | 2.75       | 32.19         | ---   | ---   | Peak   |
| 7  | 876.810   | 33.58  |            |            | 32.30             | 29.19          | 4.38       | 32.29         | ---   | ---   | Peak   |
| 8  | 4145.000  | 40.63  | -33.37     | 74.00      | 62.52             | 33.92          | 9.48       | 65.29         | ---   | ---   | Peak   |
| 9  | 7035.000  | 43.84  | -30.16     | 74.00      | 59.64             | 36.79          | 12.51      | 65.10         | ---   | ---   | Peak   |
| 10 | 9687.000  | 45.02  | -28.98     | 74.00      | 59.23             | 37.83          | 14.96      | 67.00         | ---   | ---   | Peak   |
| 11 | 12509.000 | 47.18  | -26.82     | 74.00      | 56.60             | 39.38          | 17.02      | 65.82         | ---   | ---   | Peak   |
| 12 | 14600.000 | 47.64  | -26.36     | 74.00      | 53.94             | 40.12          | 18.43      | 64.85         | ---   | ---   | Peak   |
| 13 | 17422.000 | 50.14  | -23.86     | 74.00      | 52.22             | 42.48          | 20.28      | 64.84         | ---   | ---   | Peak   |



|                 |                                                     |                     |          |
|-----------------|-----------------------------------------------------|---------------------|----------|
| Test Engineer : | Yoke Si                                             | Temperature :       | 21~22°C  |
|                 |                                                     | Relative Humidity : | 41~42%   |
| Test Distance : | 3m                                                  | Polarization :      | Vertical |
| Remark :        | #7 is system simulator signal which can be ignored. |                     |          |



Site : 03CH02-KS  
 Condition : FCC CLASS-B 3m LF 6111D SN44483 VERTICAL

|    | Freq      | Level  | Over Limit | Limit Line | ReadAntenna Level | Antenna Factor | Cable Loss | Preamp Factor | A/Pos | T/Pos | Remark |
|----|-----------|--------|------------|------------|-------------------|----------------|------------|---------------|-------|-------|--------|
|    | MHz       | dBuV/m | dB         | dBuV/m     | dBuV              | dB/m           | dB         | dB            | cm    | deg   |        |
| 1  | 63.950    | 35.68  | -4.32      | 40.00      | 54.52             | 12.14          | 1.12       | 32.10         | ---   | ---   | Peak   |
| 2  | 162.890   | 36.79  | -6.71      | 43.50      | 50.77             | 16.26          | 1.86       | 32.10         | ---   | ---   | Peak   |
| 3  | 239.520   | 42.72  | -3.28      | 46.00      | 55.31             | 17.50          | 2.09       | 32.18         | ---   | ---   | Peak   |
| 4  | 337.490   | 31.87  | -14.13     | 46.00      | 41.22             | 20.11          | 2.71       | 32.17         | ---   | ---   | Peak   |
| 5  | 480.080   | 29.08  | -16.92     | 46.00      | 34.62             | 23.64          | 3.14       | 32.32         | ---   | ---   | Peak   |
| 6  | 719.670   | 37.75  | -8.25      | 46.00      | 38.70             | 27.29          | 4.00       | 32.24         | ---   | ---   | Peak   |
| 7  | 876.810   | 34.43  |            |            | 33.15             | 29.19          | 4.38       | 32.29         | ---   | ---   | Peak   |
| 8  | 1748.000  | 42.75  | -31.25     | 74.00      | 72.21             | 29.53          | 6.05       | 65.04         | ---   | ---   | Peak   |
| 9  | 4145.000  | 40.80  | -33.20     | 74.00      | 62.69             | 33.92          | 9.48       | 65.29         | ---   | ---   | Peak   |
| 10 | 6542.000  | 42.91  | -31.09     | 74.00      | 60.90             | 35.57          | 12.05      | 65.61         | ---   | ---   | Peak   |
| 11 | 9670.000  | 45.77  | -28.23     | 74.00      | 59.99             | 37.81          | 14.95      | 66.98         | ---   | ---   | Peak   |
| 12 | 12577.000 | 46.61  | -27.39     | 74.00      | 55.96             | 39.42          | 17.05      | 65.82         | ---   | ---   | Peak   |
| 13 | 17150.000 | 49.87  | -24.13     | 74.00      | 52.42             | 42.24          | 20.10      | 64.89         | ---   | ---   | Peak   |

Note:

- Level(dBμV/m) = Read Level(dBμV) + Antenna Factor(dB/m) + Cable Loss(dB) - Preamp Factor(dB)
- Over Limit(dB) = Level(dBμV/m) – Limit Line(dBμV/m)



### 4. List of Measuring Equipment

| Instrument                        | Manufacturer | Model No.  | Serial No.   | Characteristics         | Calibration Date | Test Date     | Due Date      | Remark                |
|-----------------------------------|--------------|------------|--------------|-------------------------|------------------|---------------|---------------|-----------------------|
| EMI Receiver                      | R&S          | ESC17      | 100768       | 9kHz~7GHz;              | Apr. 21, 2021    | Dec. 11, 2021 | Apr. 20, 2022 | Conduction (CO01-KS)  |
| AC LISN (for auxiliary equipment) | MessTec      | AN3016     | 060103       | 9kHz~30MHz              | Oct. 14, 2021    | Dec. 11, 2021 | Oct. 13, 2022 | Conduction (CO01-KS)  |
| AC LISN                           | MessTec      | AN3016     | 060105       | 9kHz~30MHz              | Apr. 13, 2021    | Dec. 11, 2021 | Apr. 12, 2022 | Conduction (CO01-KS)  |
| AC Power Source                   | Chroma       | 61602      | ABP000000811 | AC 0V~300V, 45Hz~1000Hz | Oct. 14, 2021    | Dec. 11, 2021 | Oct. 13, 2022 | Conduction (CO01-KS)  |
| EMI Test Receiver                 | R&S          | ESR7       | 101403       | 9kHz~7GHz;Max x 30dBm   | Oct. 16, 2021    | Feb. 07, 2022 | Oct. 15, 2022 | Radiation (03CH02-KS) |
| EXA Spectrum Analyzer             | Keysight     | N9010A     | MY55370528   | 10Hz-44G,MAX 30dB       | Oct. 16, 2021    | Feb. 07, 2022 | Oct. 15, 2022 | Radiation (03CH02-KS) |
| Bilog Antenna                     | TeseQ        | CBL6111D   | 44483        | 30MHz-1GHz              | Dec. 22, 2021    | Feb. 07, 2022 | Dec. 21, 2022 | Radiation (03CH02-KS) |
| Double Ridge Horn Antenna         | ETS-Lindgren | 3117       | 75957        | 1GHz~18GHz              | Oct. 30, 2021    | Feb. 07, 2022 | Oct. 29, 2022 | Radiation (03CH02-KS) |
| SHF-EHF Horn                      | Com-power    | AH-840     | 101070       | 18GHz~40GHz             | Jan. 05, 2022    | Feb. 07, 2022 | Jan. 04, 2023 | Radiation (03CH02-KS) |
| Amplifier                         | MITEQ        | EM18G40GGA | 060728       | 18~40GHz                | Jan. 05, 2022    | Feb. 07, 2022 | Jan. 04, 2023 | Radiation (03CH02-KS) |
| Amplifier                         | SONOMA       | 310N       | 187289       | 9KHz-1GHz               | Apr. 13, 2021    | Feb. 07, 2022 | Apr. 12, 2022 | Radiation (03CH02-KS) |
| Amplifier                         | Keysight     | 83017A     | MY53270316   | 500MHz~26.5G Hz         | Oct. 16, 2021    | Feb. 07, 2022 | Oct. 15, 2022 | Radiation (03CH02-KS) |
| AC Power Source                   | Chroma       | 61601      | 616010002473 | N/A                     | NCR              | Feb. 07, 2022 | NCR           | Radiation (03CH02-KS) |
| Turn Table                        | MF           | MF7802     | N/A          | 0~360 degree            | NCR              | Feb. 07, 2022 | NCR           | Radiation (03CH02-KS) |
| Antenna Mast                      | MF           | MF7802     | N/A          | 1 m~4 m                 | NCR              | Feb. 07, 2022 | NCR           | Radiation (03CH02-KS) |

NCR: No Calibration Required



## 5. Uncertainty of Evaluation

### Uncertainty of Conducted Emission Measurement (150 kHz ~ 30 MHz)

|                                                                         |        |
|-------------------------------------------------------------------------|--------|
| Measuring Uncertainty for a Level of Confidence of 95% ( $U = 2Uc(y)$ ) | 2.94dB |
|-------------------------------------------------------------------------|--------|

### Uncertainty of Radiated Emission Measurement (30 MHz ~ 1000 MHz)

|                                                                         |       |
|-------------------------------------------------------------------------|-------|
| Measuring Uncertainty for a Level of Confidence of 95% ( $U = 2Uc(y)$ ) | 4.9dB |
|-------------------------------------------------------------------------|-------|

### Uncertainty of Radiated Emission Measurement (1000 MHz ~ 18000 MHz)

|                                                                         |       |
|-------------------------------------------------------------------------|-------|
| Measuring Uncertainty for a Level of Confidence of 95% ( $U = 2Uc(y)$ ) | 5.0dB |
|-------------------------------------------------------------------------|-------|

### Uncertainty of Radiated Emission Measurement (18000 MHz ~ 40000 MHz)

|                                                                         |       |
|-------------------------------------------------------------------------|-------|
| Measuring Uncertainty for a Level of Confidence of 95% ( $U = 2Uc(y)$ ) | 5.1dB |
|-------------------------------------------------------------------------|-------|