11BE20MIMO_Ant0_5500_106Tone_RU53

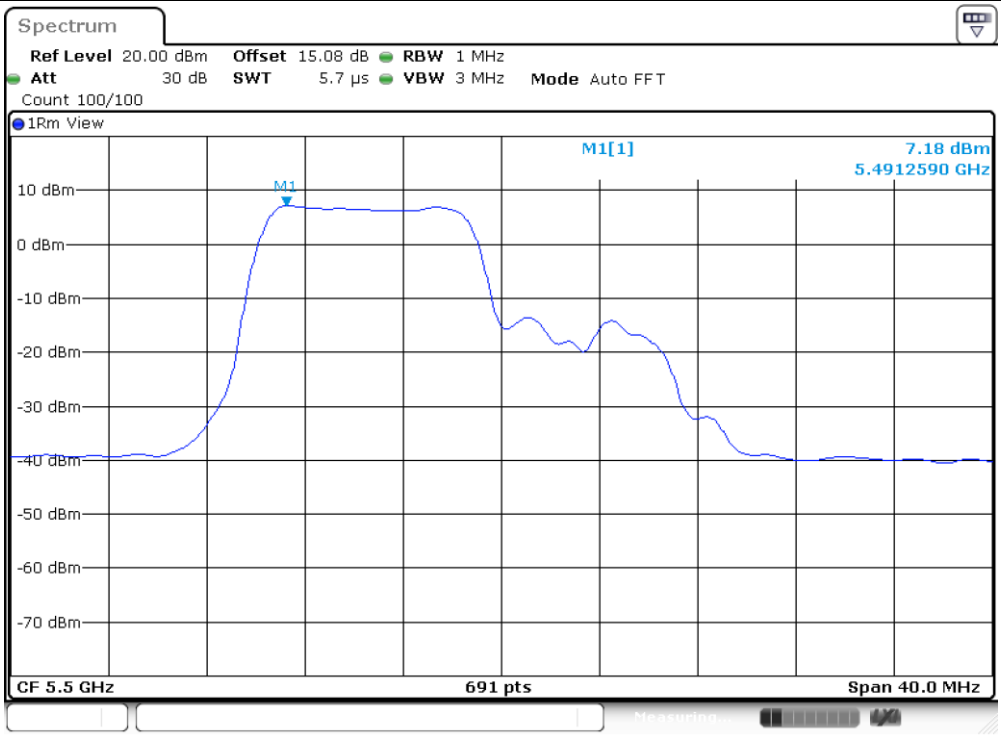

11BE20MIMO_Ant1_5500_26Tone_RU0

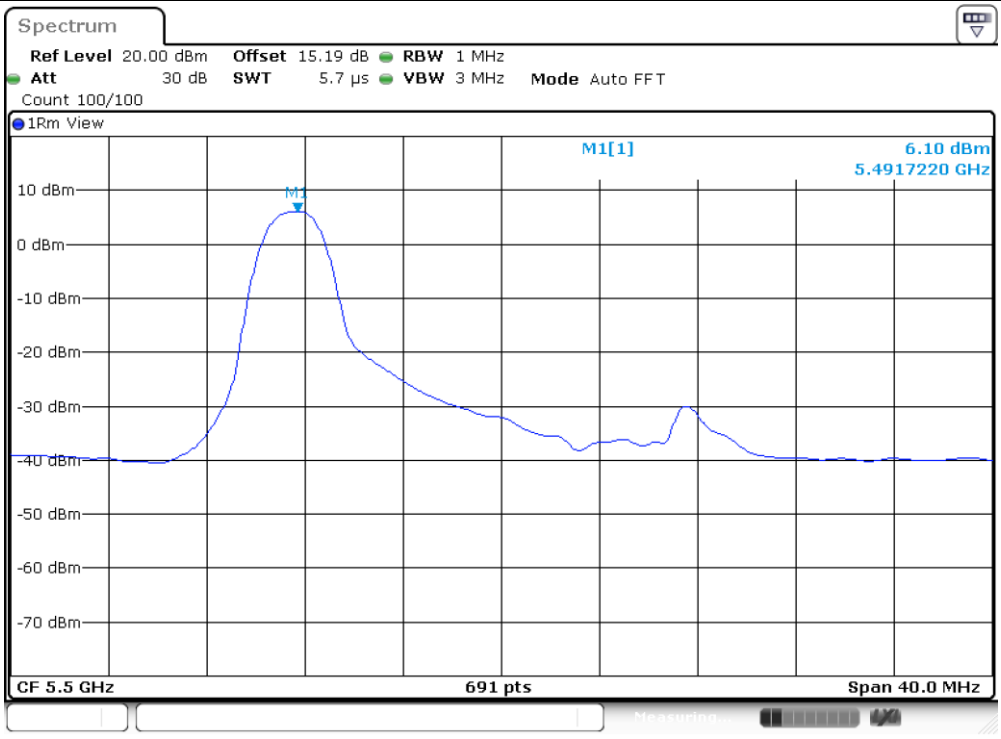

11BE20MIMO_Ant1_5500_52Tone_RU37

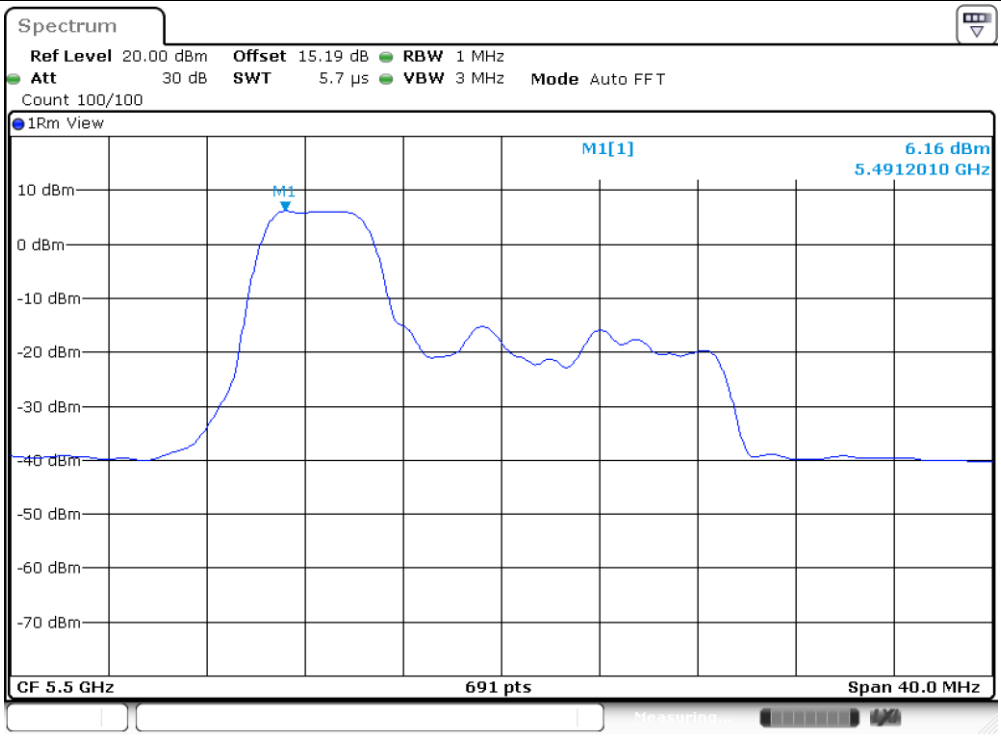

Date: 23.AUG.2024 22:53:33

11BE20MIMO_Ant1_5500_106Tone_RU53

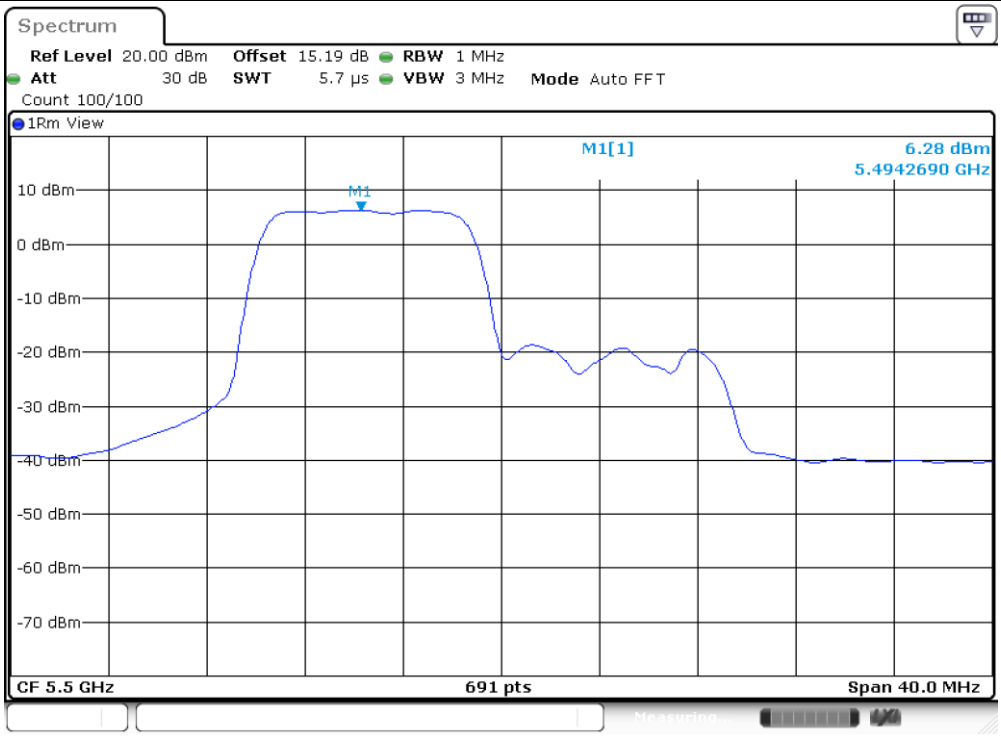

Date: 23.AUG.2024 22:55:40

11BE20MIMO_total_5500_26Tone_RU0

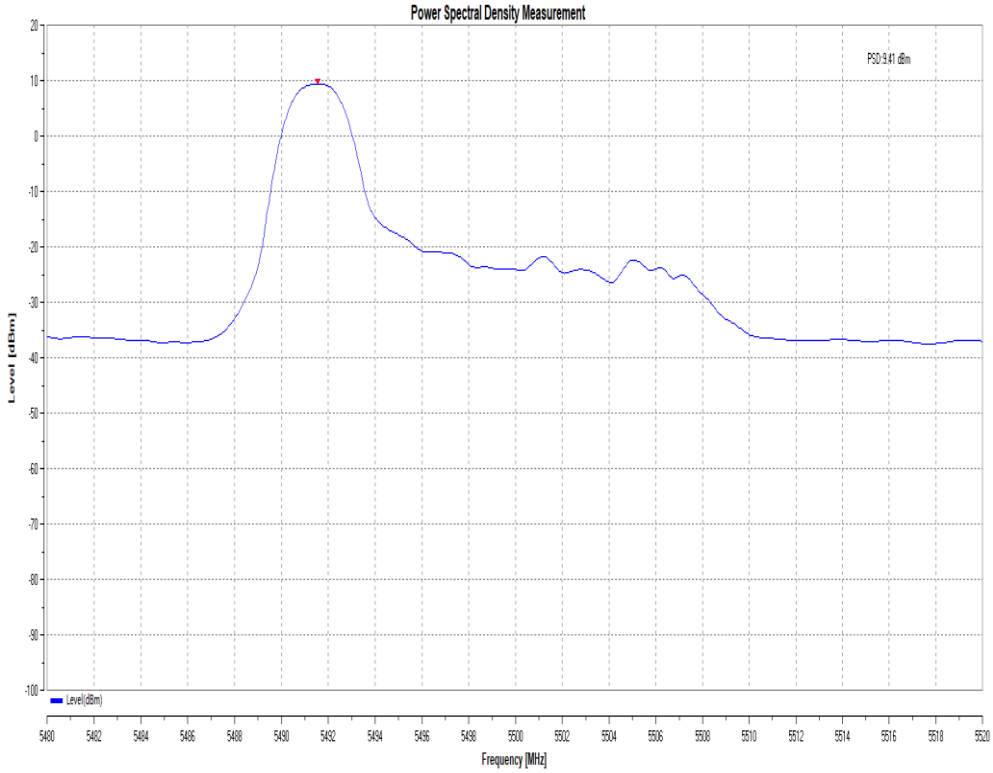

11BE20MIMO_total_5500_52Tone_RU37

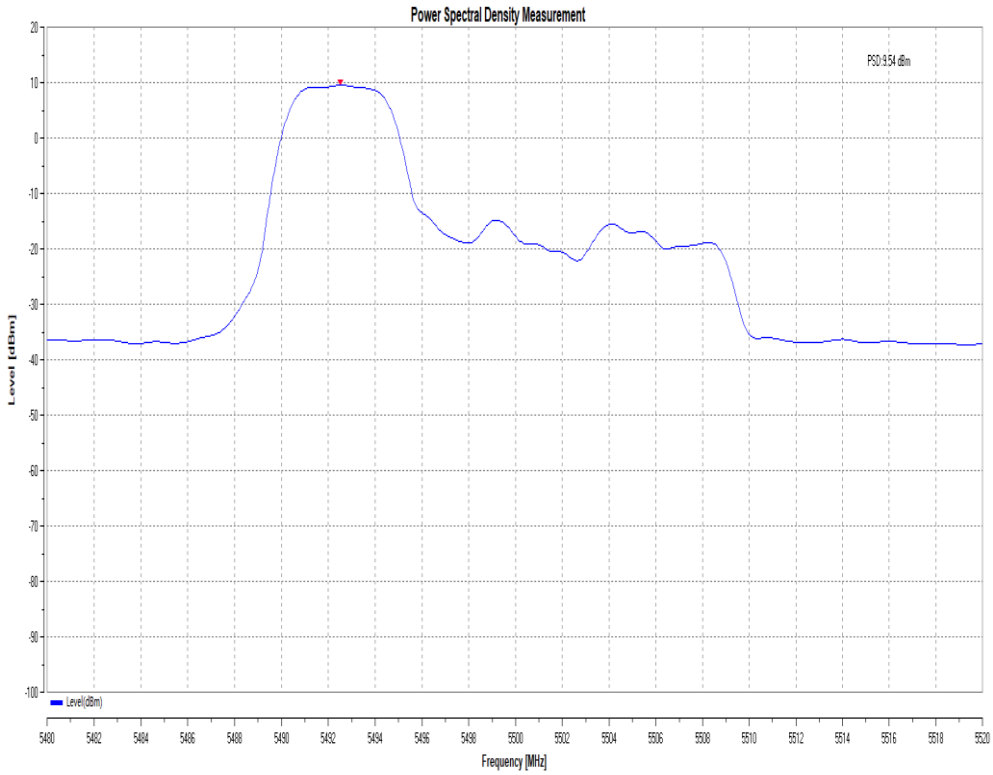

11BE20MIMO_total_5500_106Tone_RU53

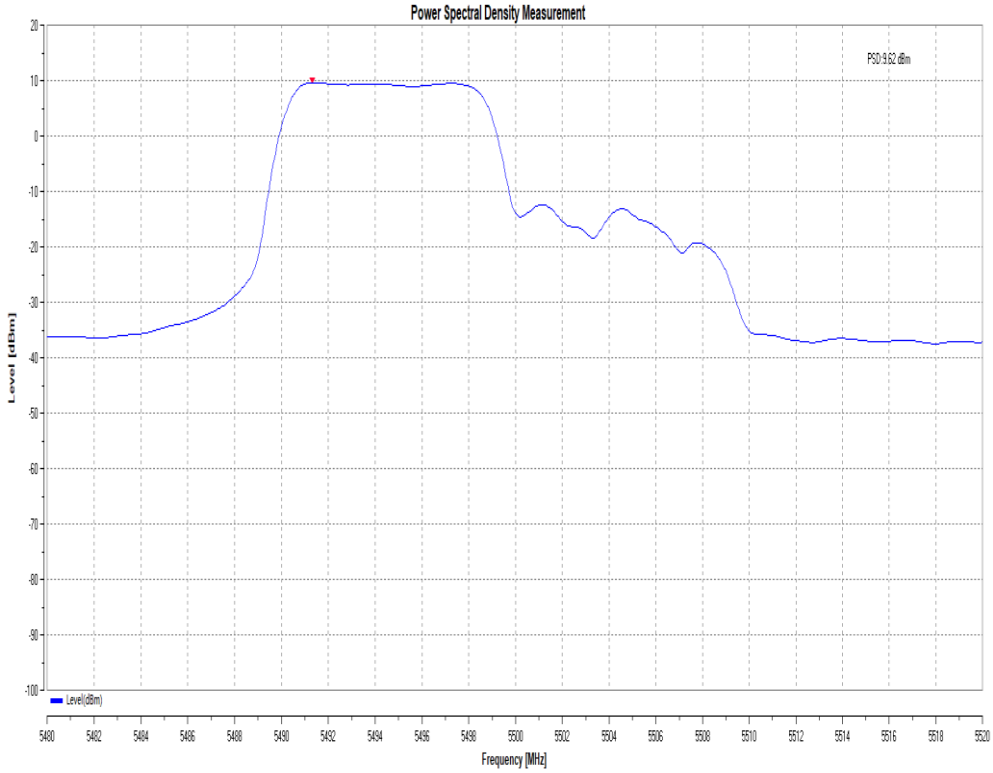

11BE20MIMO_Ant0_5700_26Tone_RU8

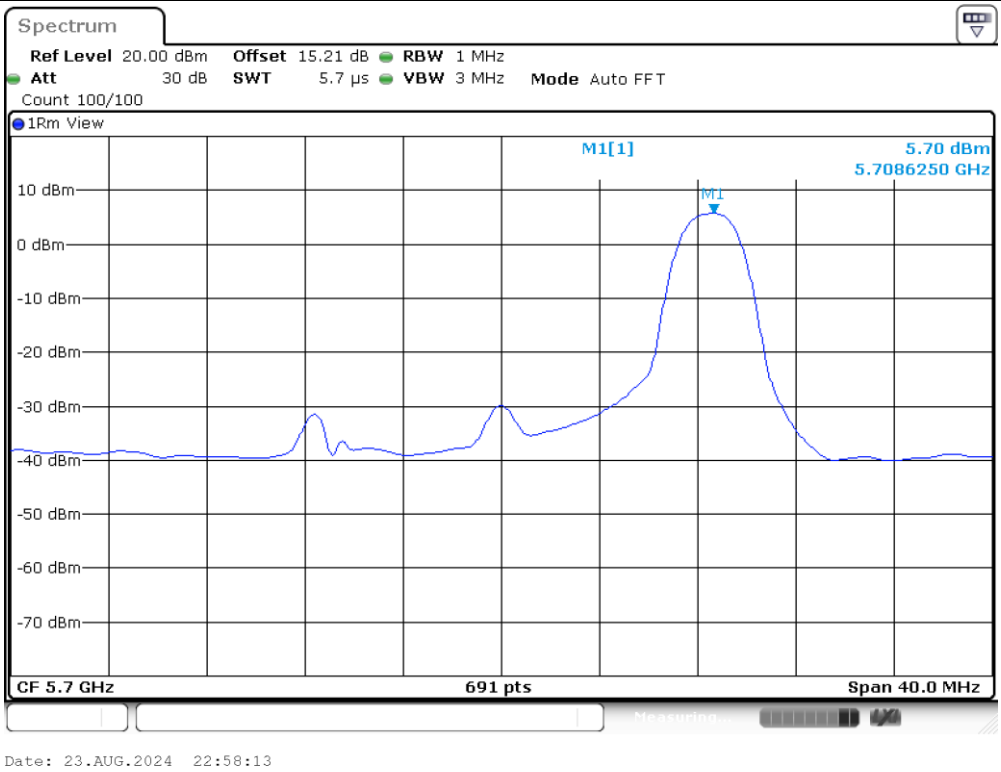

11BE20MIMO_Ant0_5700_52Tone_RU40

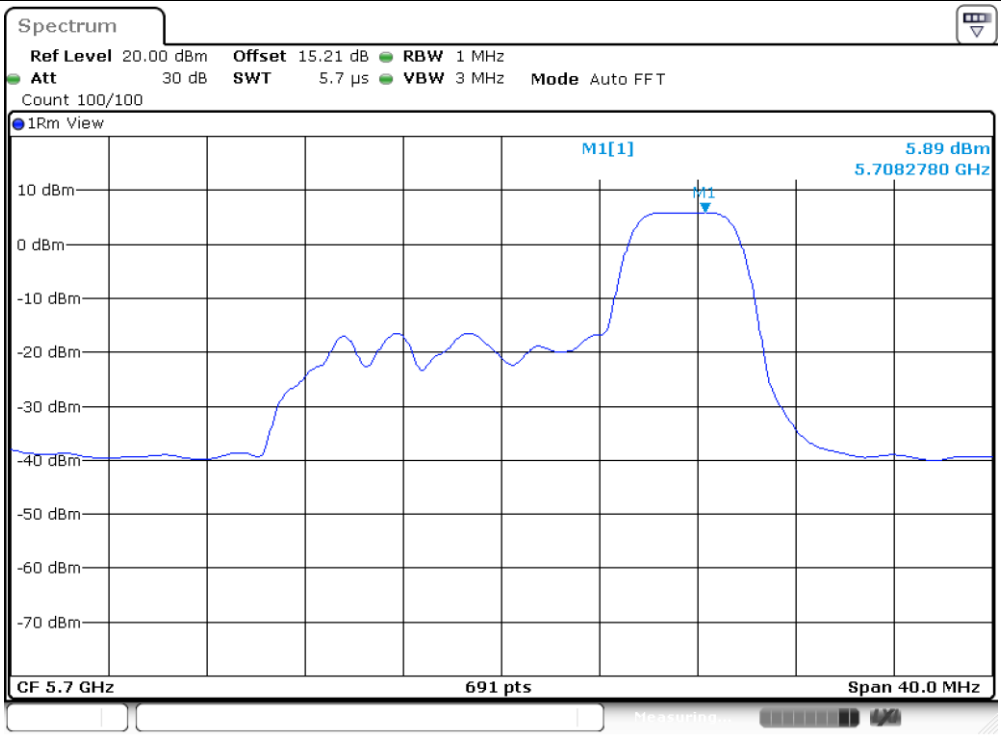

Date: 23.AUG.2024 23:00:40

11BE20MIMO_Ant0_5700_106Tone_RU54

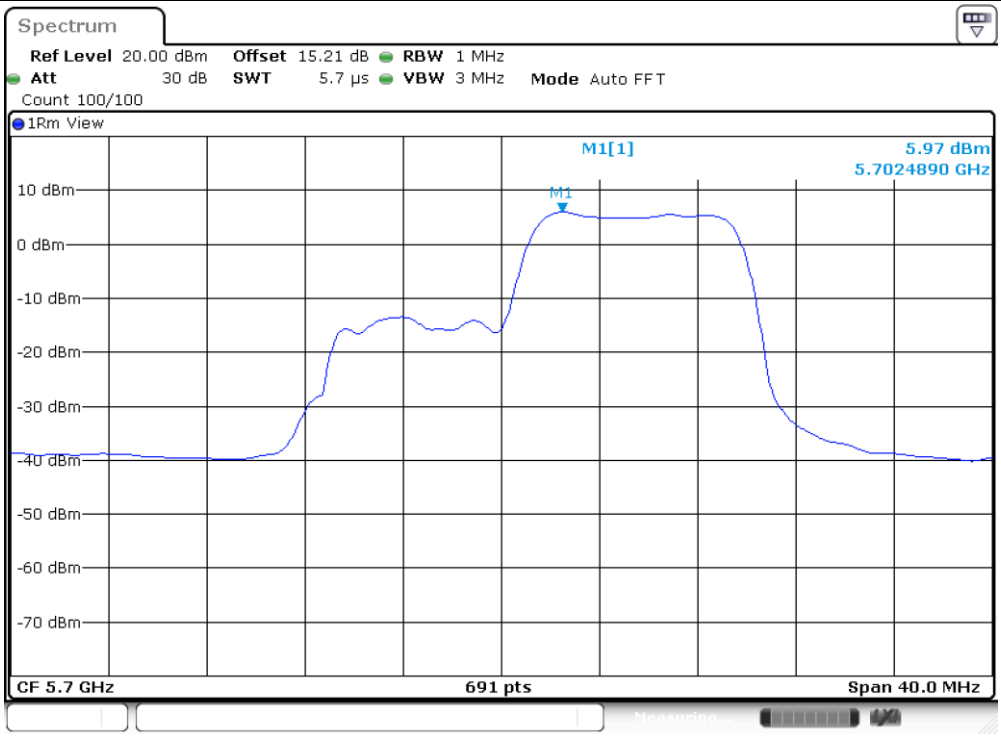

Date: 23.AUG.2024 23:03:24

11BE20MIMO_Ant1_5700_26Tone_RU8

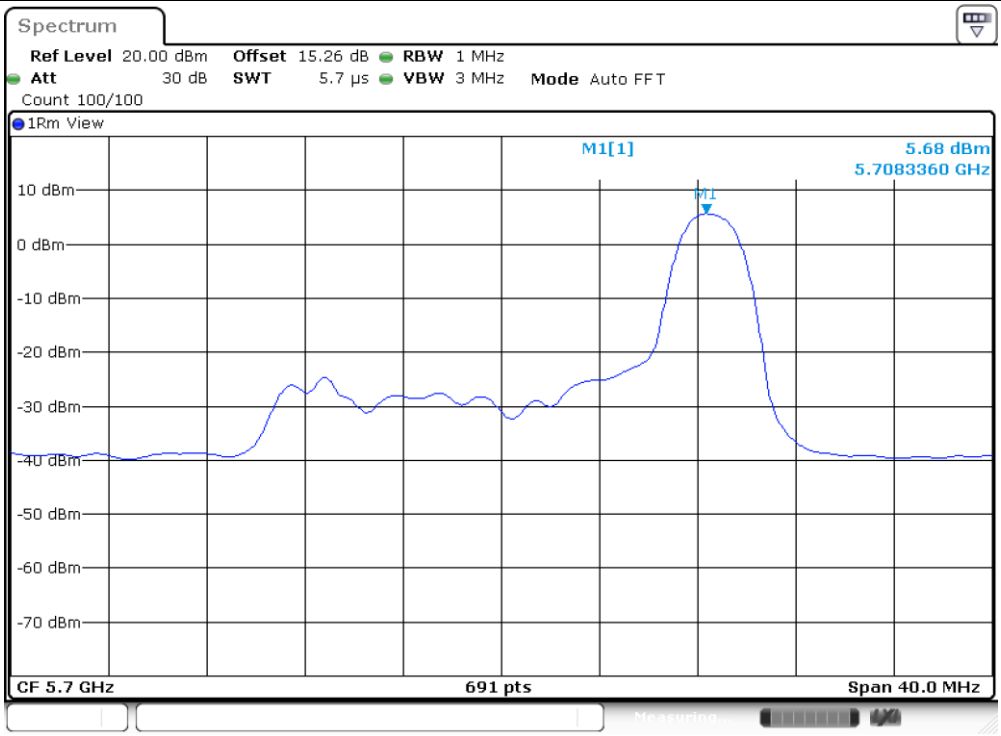

Date: 23.AUG.2024 22:58:21

11BE20MIMO_Ant1_5700_52Tone_RU40

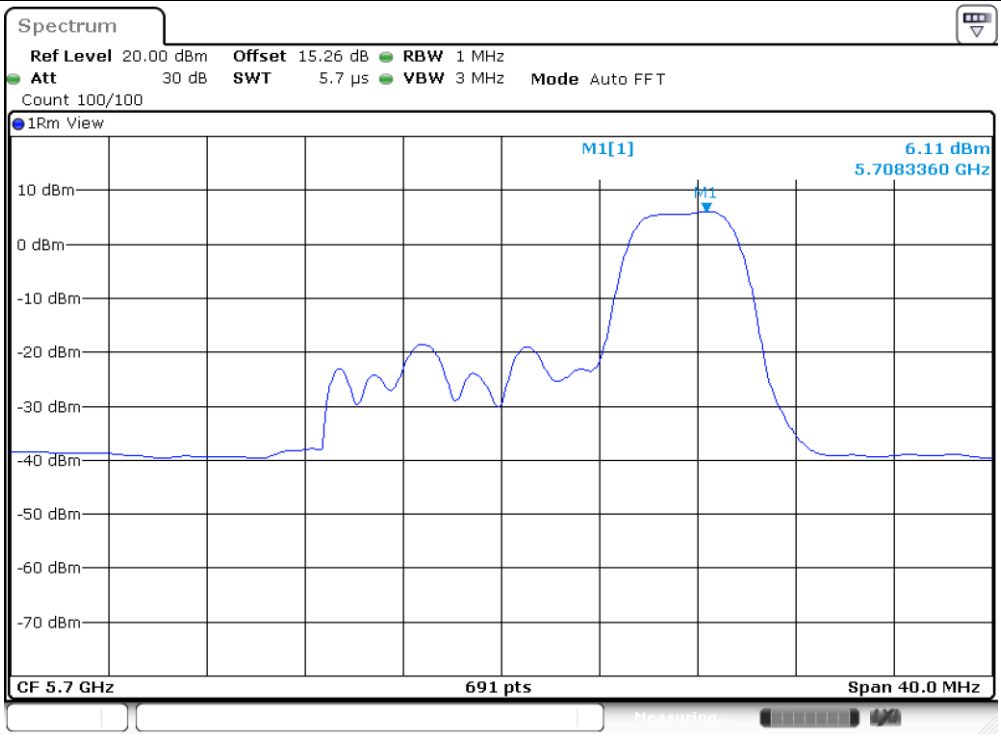

Date: 23.AUG.2024 23:00:47

11BE20MIMO_Ant1_5700_106Tone_RU54

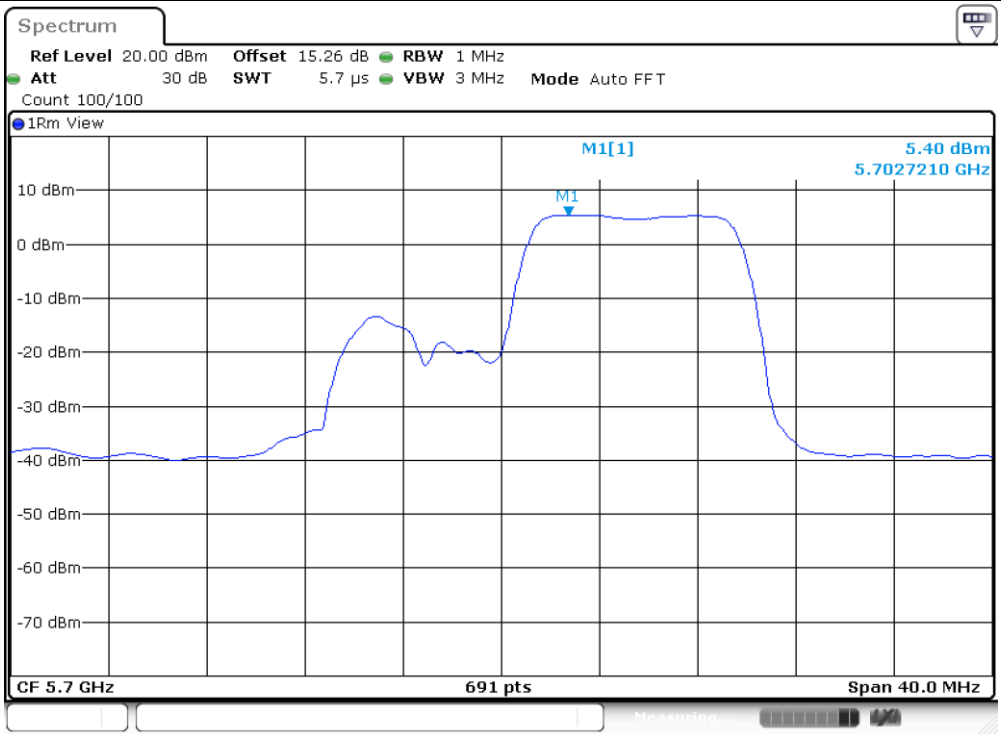

11BE20MIMO_total_5700_26Tone_RU8

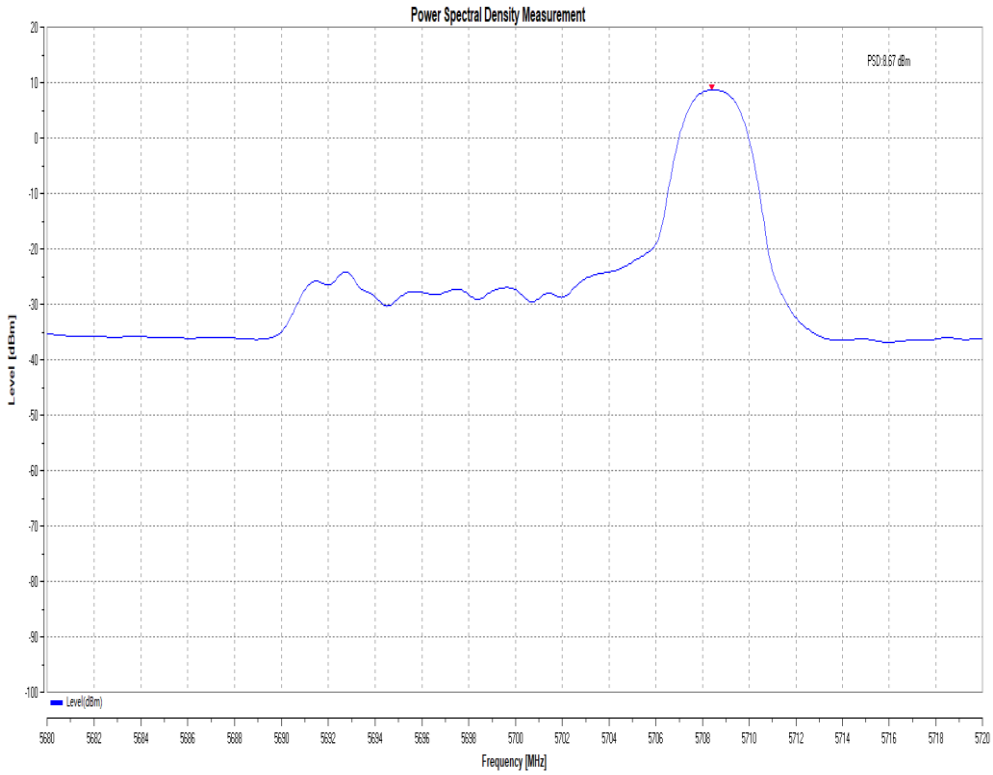

11BE20MIMO_total_5700_52Tone_RU40

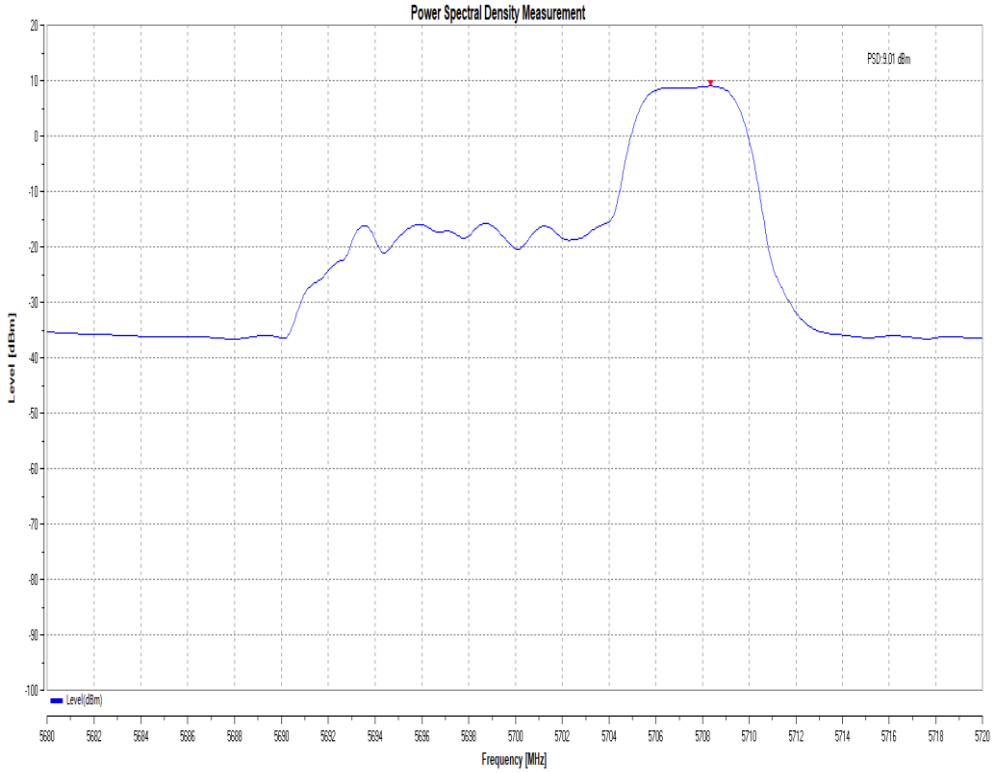

11BE20MIMO_total_5700_106Tone_RU54

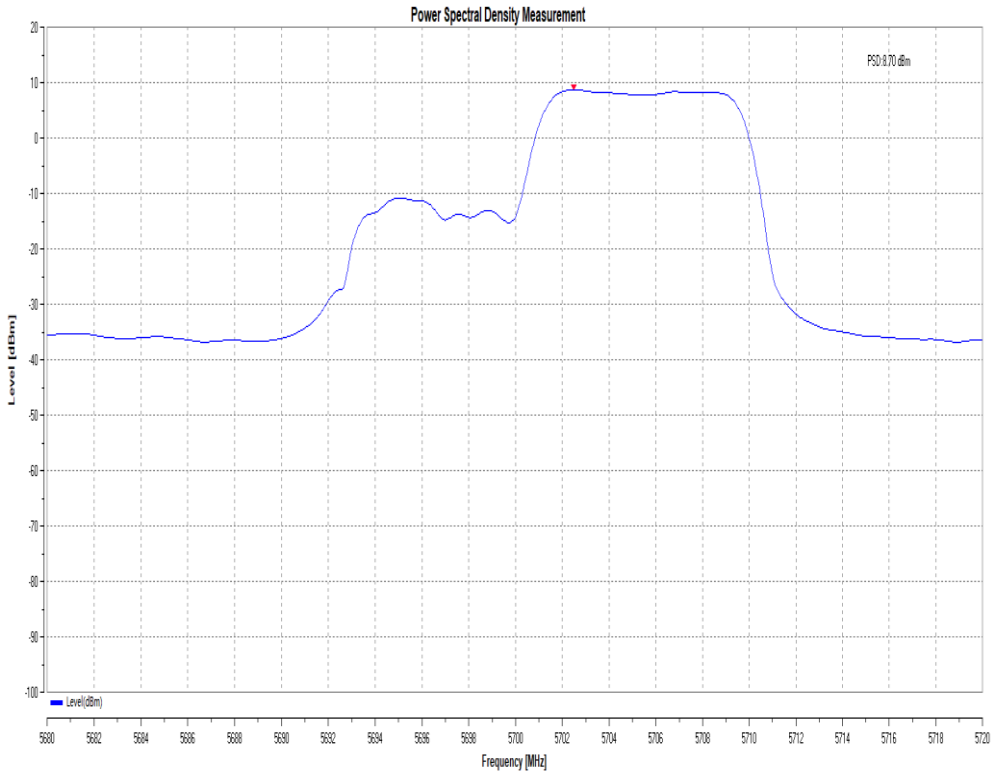

11BE20MIMO_Ant0_5745_26Tone_RU0

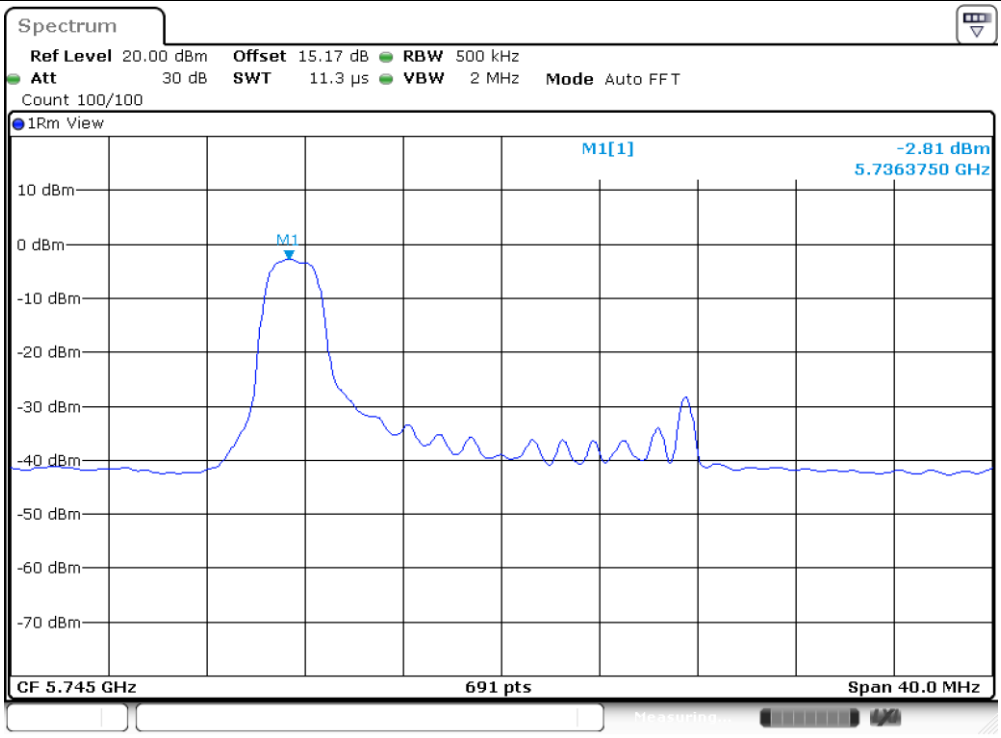

Date: 24.AUG.2024 00:04:15

11BE20MIMO_Ant0_5745_52Tone_RU37

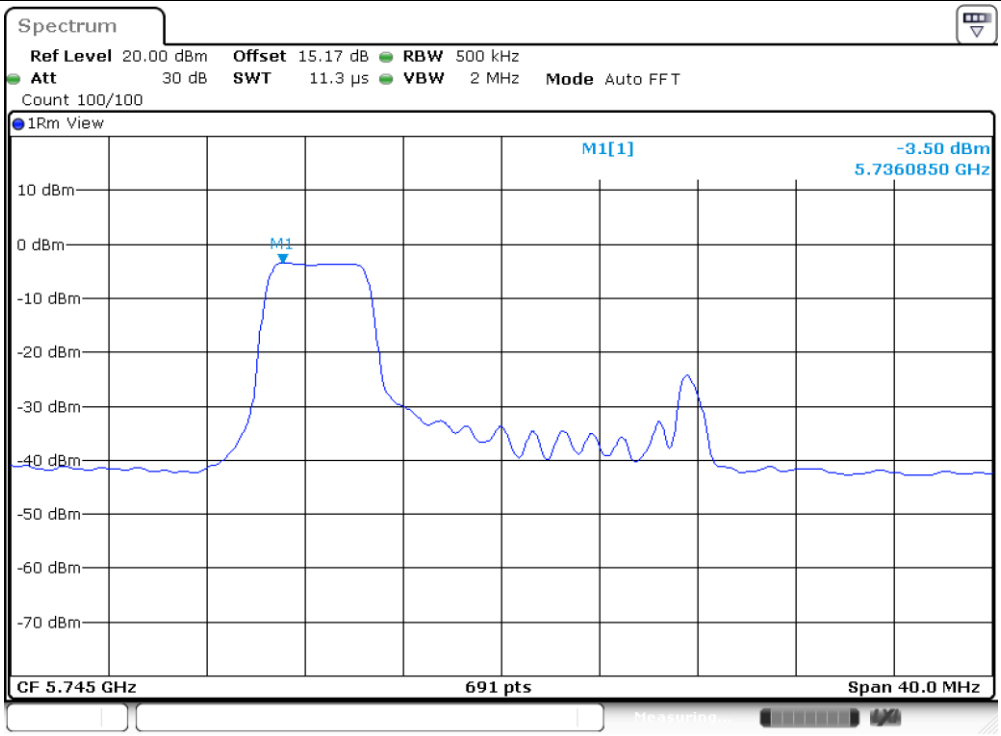

Date: 24.AUG.2024 00:07:00

11BE20MIMO_Ant0_5745_106Tone_RU53

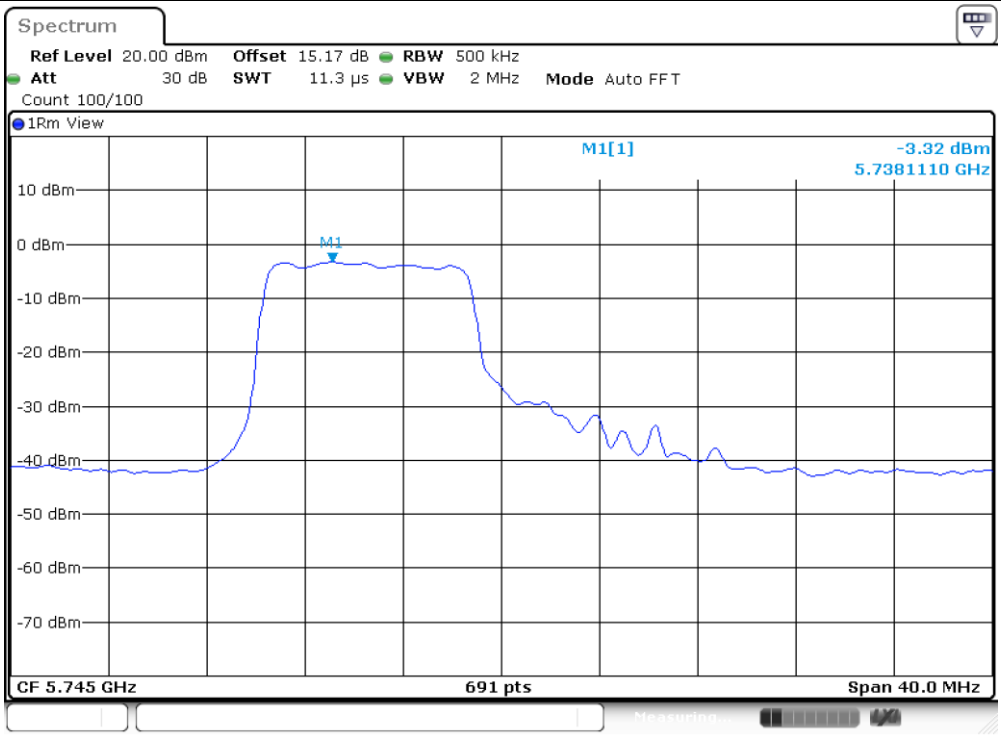

Date: 24.AUG.2024 00:09:22

11BE20MIMO_Ant1_5745_26Tone_RU0

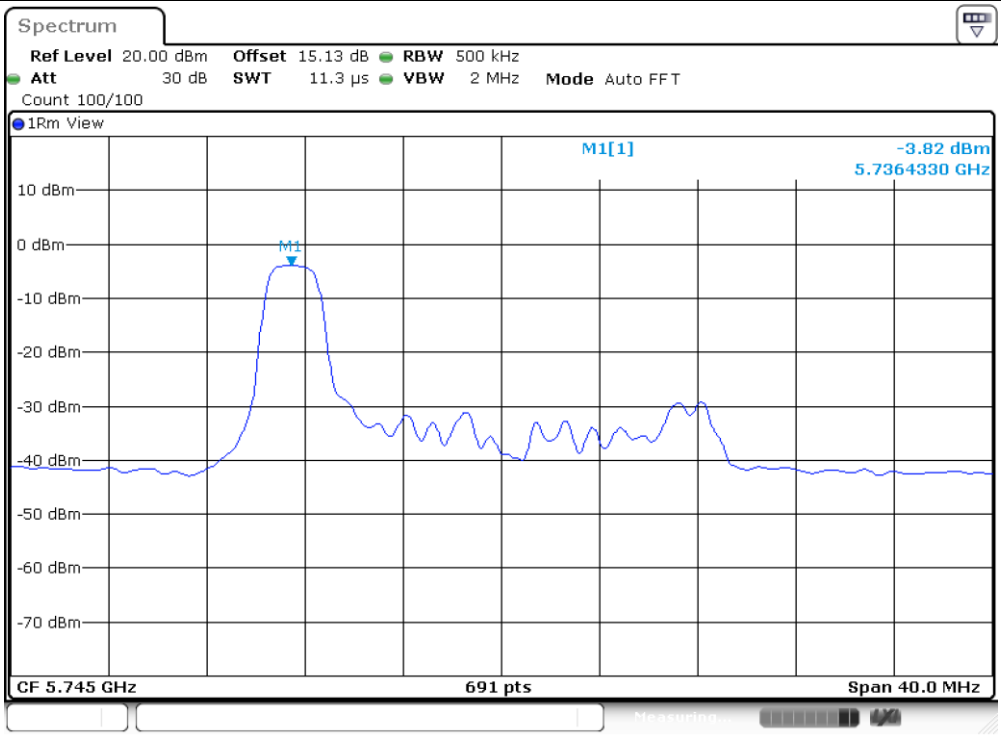

Date: 24.AUG.2024 00:04:23

11BE20MIMO_Ant1_5745_52Tone_RU37

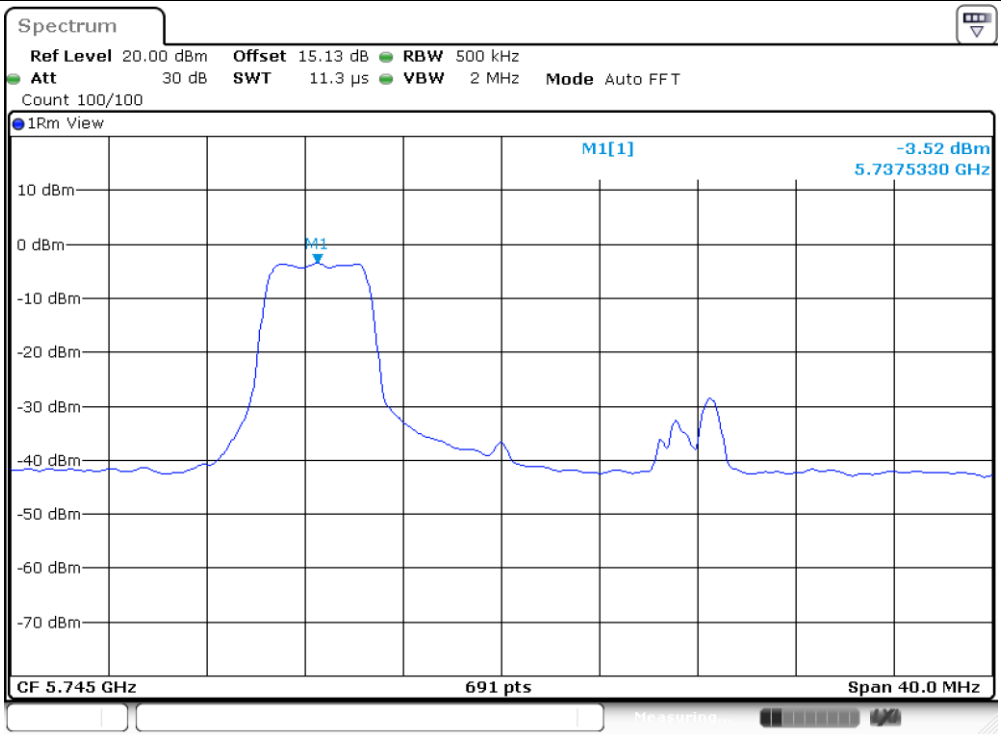

Date: 24.AUG.2024 00:07:07

11BE20MIMO_Ant1_5745_106Tone_RU53

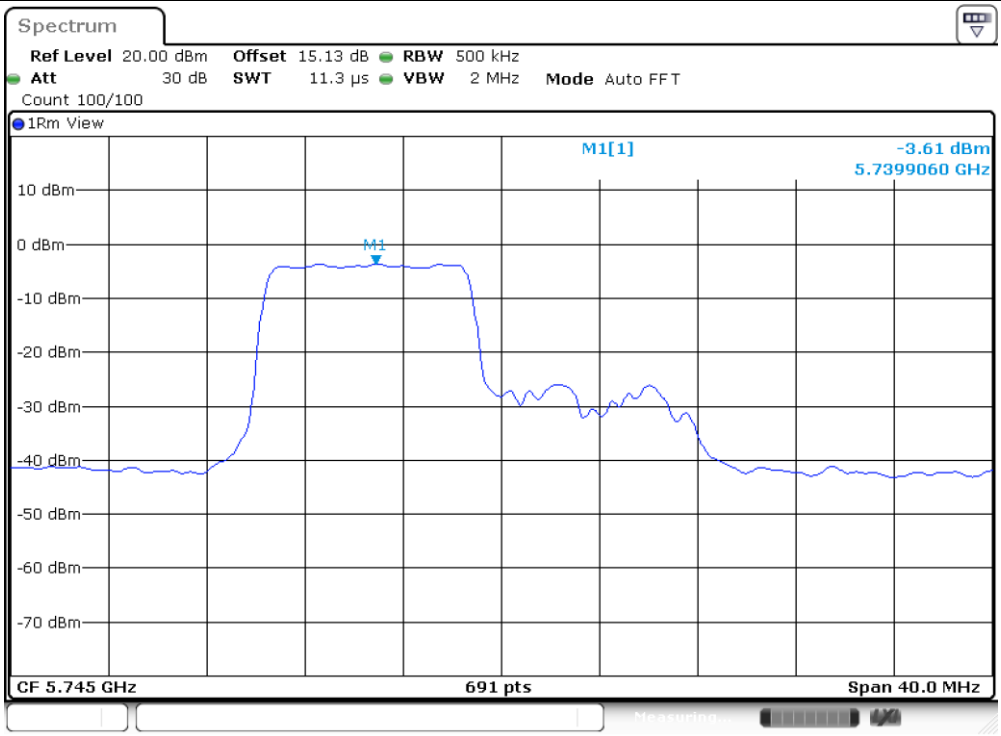

Date: 24.AUG.2024 00:09:30

11BE20MIMO_Ant0_5825_26Tone_RU8

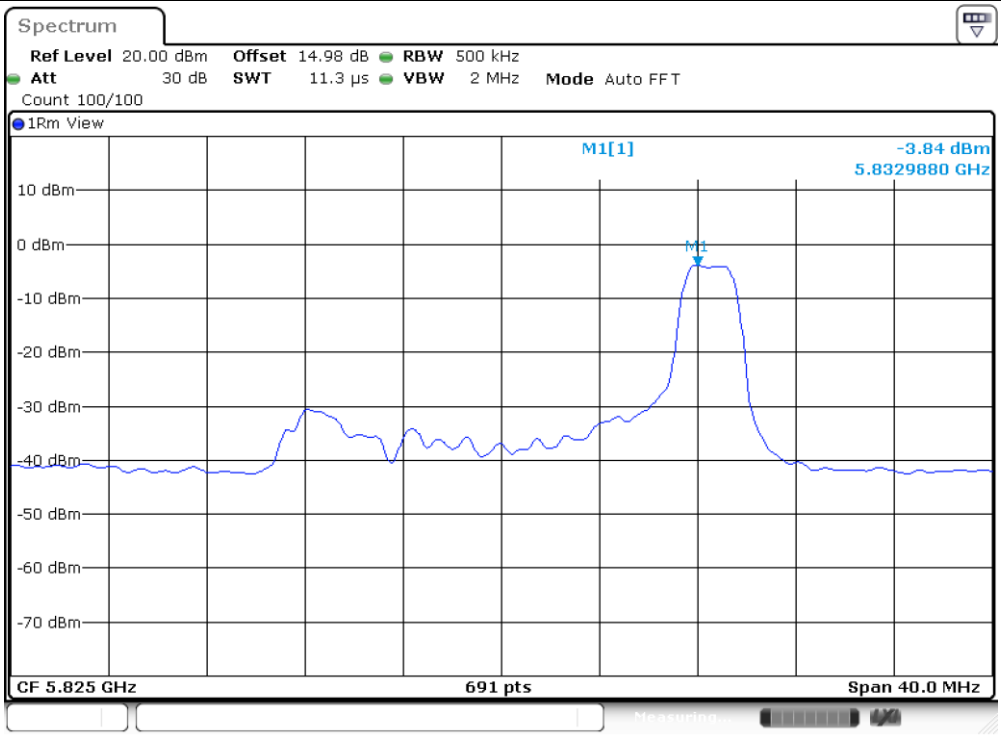

Date: 24.AUG.2024 00:11:40

11BE20MIMO_Ant0_5825_52Tone_RU40

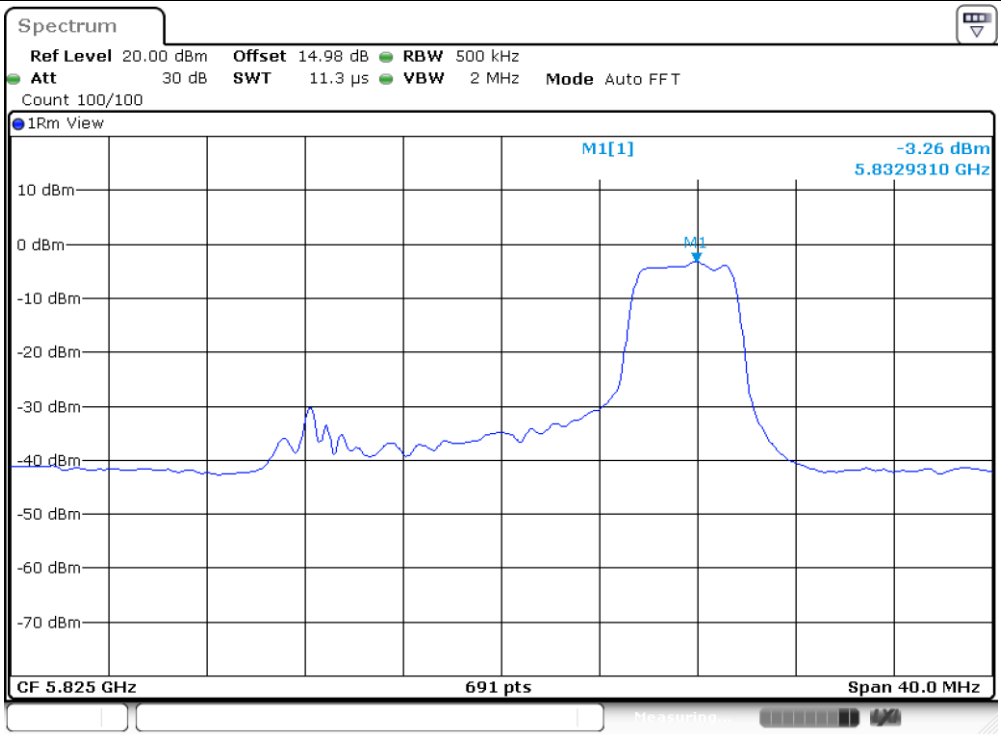

Date: 24.AUG.2024 00:14:05

11BE20MIMO_Ant0_5825_106Tone_RU54

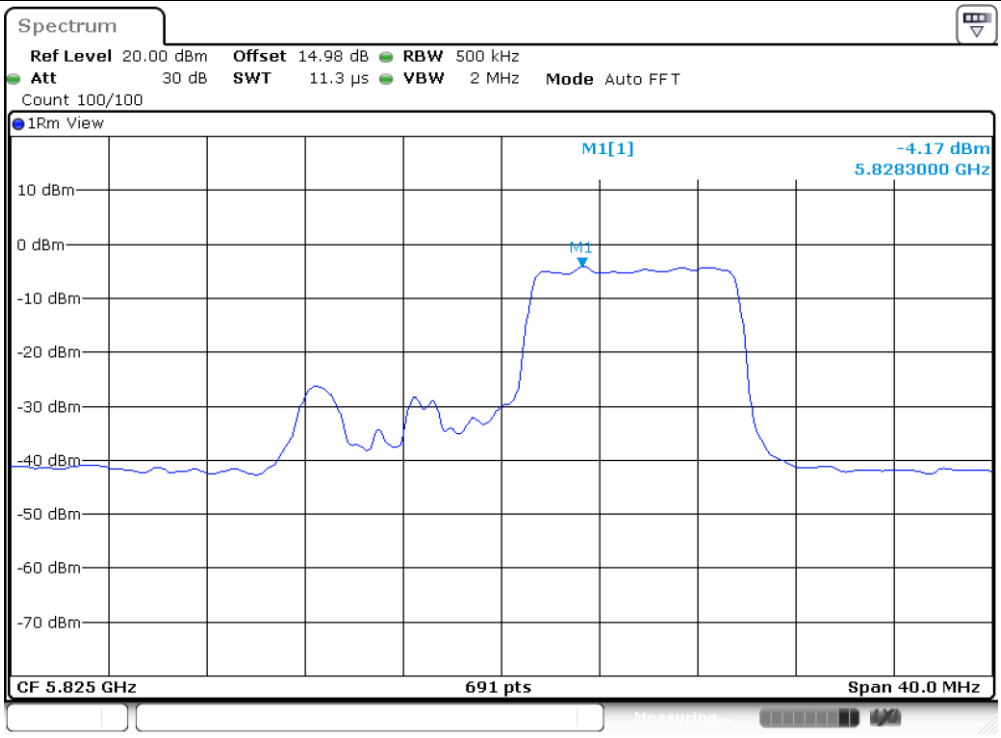

Date: 24.AUG.2024 00:15:32

11BE20MIMO_Ant1_5825_26Tone_RU8

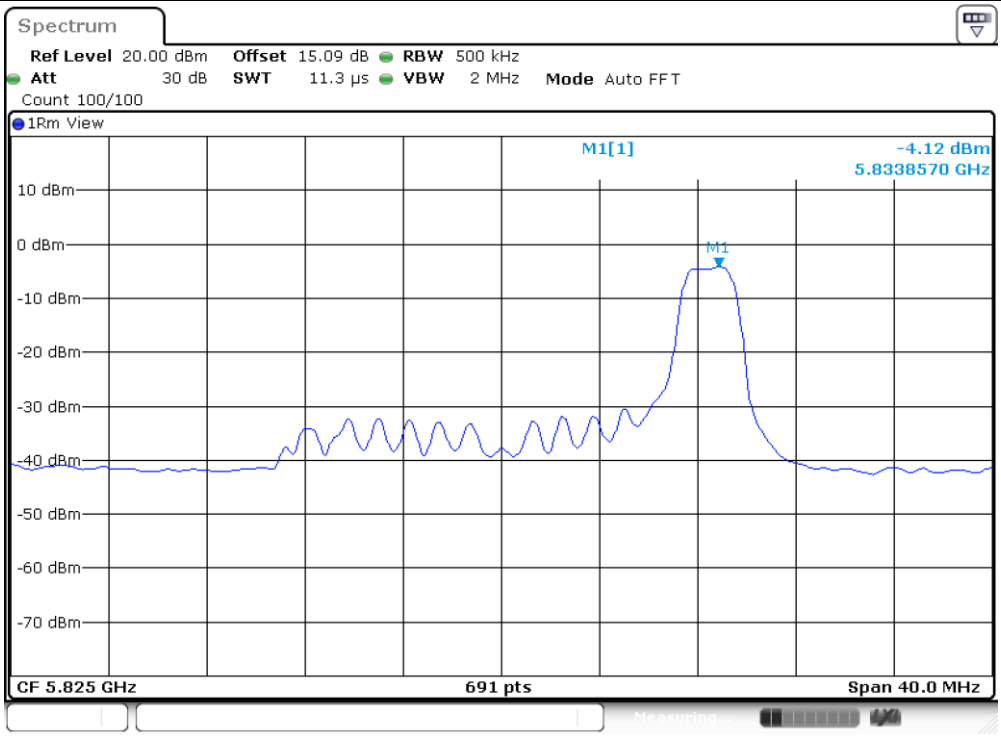

Date: 24.AUG.2024 00:11:48

11BE20MIMO_Ant1_5825_52Tone_RU40

Date: 24.AUG.2024 00:14:12

11BE20MIMO_Ant1_5825_106Tone_RU54

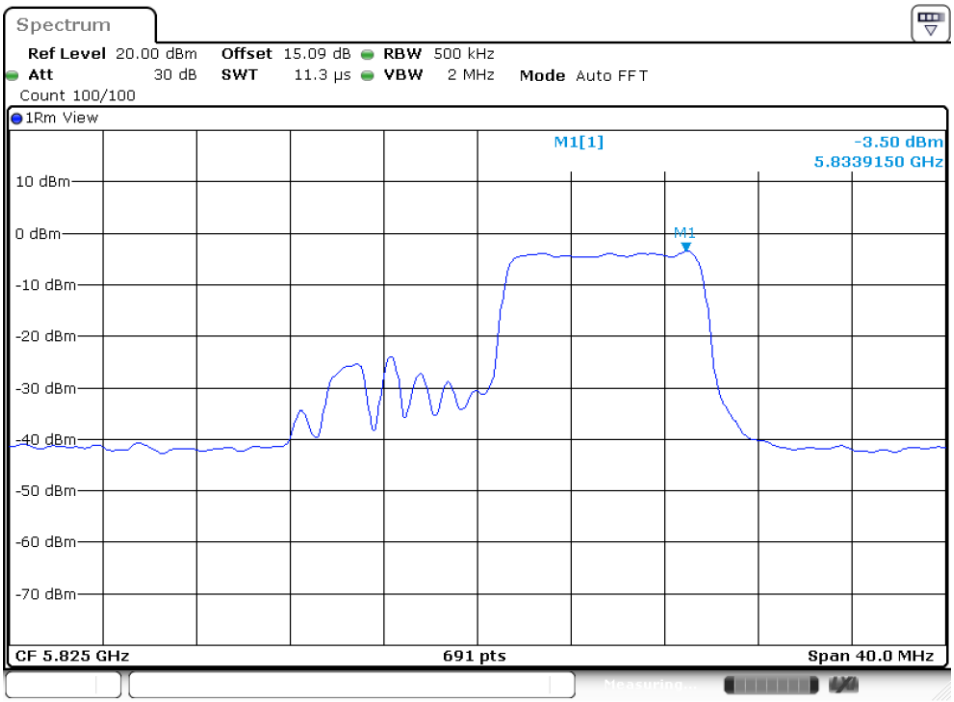

Date: 24.AUG.2024 00:15:40

Appendix B. AC Conducted Emission Test Results

Test Engineer :	Chase Nathon	**Temperature :**	22~24℃
		Relative Humidity :	44~50%
Test Voltage :	120Vac / 60Hz	**Phase :**	Line
Remark :	All emissions not reported here are more than 10 dB below the prescribed limit.		

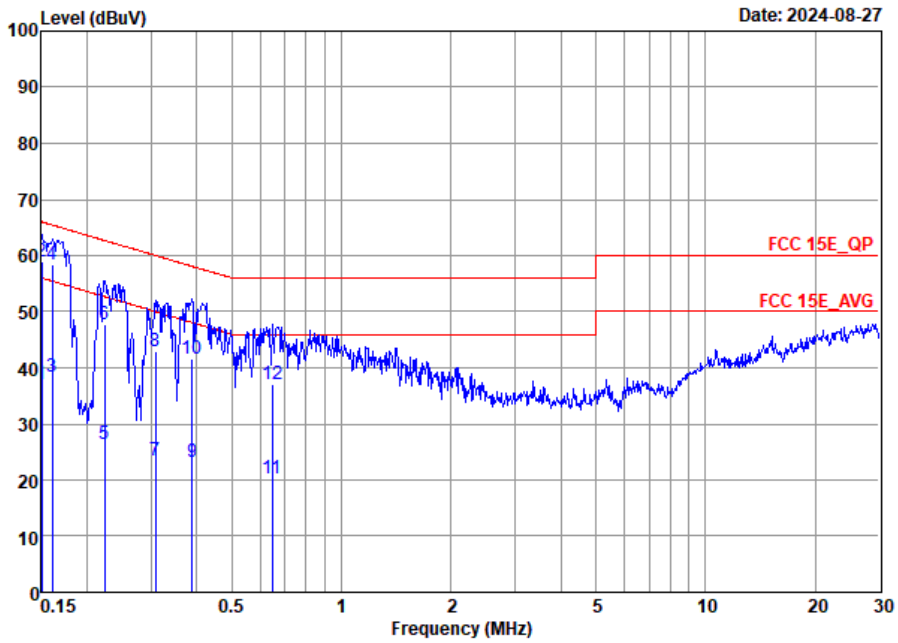

Site : CO01-SZ
Condition: FCC 15E_QP AC LISN 100063_L LINE

		Freq	Level	Over Limit	Limit Line	Read Level	LISN Factor	Cable Loss	Remark
		MHz	dBuV	dB	dBuV	dBuV	dB	dB	
1		0.15	37.15	-18.85	56.00	17.20	9.82	10.13	Average
2		0.15	58.95	-7.05	66.00	39.00	9.82	10.13	QP
3		0.16	38.46	-16.97	55.43	18.49	9.83	10.14	Average
4	*	0.16	58.46	-6.97	65.43	38.49	9.83	10.14	QP
5		0.22	26.53	-26.17	52.70	6.61	9.77	10.15	Average
6		0.22	47.83	-14.87	62.70	27.91	9.77	10.15	QP
7		0.31	23.42	-26.60	50.02	3.51	9.76	10.15	Average
8		0.31	43.02	-17.00	60.02	23.11	9.76	10.15	QP
9		0.39	23.27	-24.81	48.08	3.20	9.91	10.16	Average
10		0.39	41.47	-16.61	58.08	21.40	9.91	10.16	QP
11		0.64	20.28	-25.72	46.00	0.40	9.72	10.16	Average
12		0.64	37.18	-18.82	56.00	17.30	9.72	10.16	QP

Test Engineer :	Chase Nathon	**Temperature :**	22~24℃
		Relative Humidity :	44~50%
Test Voltage :	120Vac / 60Hz	**Phase :**	Neutral
Remark :	All emissions not reported here are more than 10 dB below the prescribed limit.		

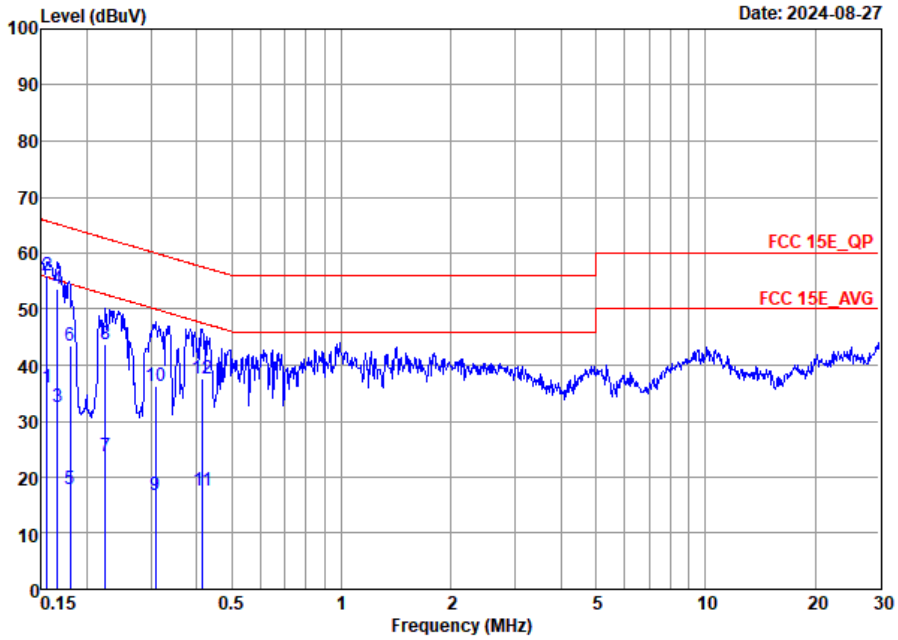

Site : CO01-SZ
Condition: FCC 15E QP AC LISN 100063 N NEUTRAL

		Freq	Level	Over Limit	Limit Line	Read Level	LISN Factor	Cable Loss	Remark
		MHz	dBuV	dB	dBuV	dBuV	dB	dB	
1		0.16	36.00	-19.69	55.69	15.99	9.87	10.14	Average
2	*	0.16	55.90	-9.79	65.69	35.89	9.87	10.14	QP
3		0.17	32.62	-22.54	55.16	12.60	9.88	10.14	Average
4		0.17	53.52	-11.64	65.16	33.50	9.88	10.14	QP
5		0.18	17.77	-36.73	54.50	-2.20	9.83	10.14	Average
6		0.18	43.37	-21.13	64.50	23.40	9.83	10.14	QP
7		0.22	23.69	-28.97	52.66	3.80	9.74	10.15	Average
8		0.22	43.79	-18.87	62.66	23.90	9.74	10.15	QP
9		0.31	16.72	-33.30	50.02	-3.19	9.76	10.15	Average
10		0.31	36.22	-23.80	60.02	16.31	9.76	10.15	QP
11		0.41	17.58	-29.97	47.55	-2.30	9.72	10.16	Average
12		0.41	37.48	-20.07	57.55	17.60	9.72	10.16	QP

Note:

1. Level(dBμV) = Read Level(dBμV) + LISN Factor(dB) + Cable Loss(dB)
2. Over Limit(dB) = Level(dBμV) – Limit Line(dBμV)

Appendix C. Radiated Spurious Emission Test Data

Test Engineer :	Jia Kuang	Relative Humidity :	50%
		Temperature :	20-22℃

Radiated Spurious Emission Test Modes

Mode	Band	Band (GHz)	Antenna	Modulation	Channel	Frequency	Data Rate	RU	Remark
Mode 1	U-NII-1	5.15-5.25	CDD 9+15	802.11a	36	5180	6Mbps	-	-
Mode 2	U-NII-1	5.15-5.25	CDD 9+15	802.11a	44	5220	6Mbps	-	-
Mode 3	U-NII-1	5.15-5.25	CDD 9+15	802.11a	48	5240	6Mbps	-	-
Mode 4	U-NII-2A	5.25-5.35	CDD 9+15	802.11a	52	5260	6Mbps	-	-
Mode 5	U-NII-2A	5.25-5.35	CDD 9+15	802.11a	60	5300	6Mbps	-	-
Mode 6	U-NII-2A	5.25-5.35	CDD 9+15	802.11a	64	5320	6Mbps	-	-
Mode 7	U-NII-2C	5.47-5.725	CDD 9+15	802.11a	100	5500	6Mbps	-	-
Mode 8	U-NII-2C	5.47-5.725	CDD 9+15	802.11a	116	5580	6Mbps	-	-
Mode 9	U-NII-2C	5.47-5.725	CDD 9+15	802.11a	140	5700	6Mbps	-	-
Mode 10	U-NII-1	5.15-5.25	CDD 9+15	802.11be EHT20	36	5180	MCS0	Full	-
Mode 11	U-NII-1	5.15-5.25	CDD 9+15	802.11be EHT20	44	5220	MCS0	Full	-
Mode 12	U-NII-1	5.15-5.25	CDD 9+15	802.11be EHT20	48	5240	MCS0	Full	-
Mode 13	U-NII-2A	5.25-5.35	CDD 9+15	802.11be EHT20	52	5260	MCS0	Full	-
Mode 14	U-NII-2A	5.25-5.35	CDD 9+15	802.11be EHT20	60	5300	MCS0	Full	-
Mode 15	U-NII-2A	5.25-5.35	CDD 9+15	802.11be EHT20	64	5320	MCS0	Full	-
Mode 16	U-NII-2C	5.47-5.725	CDD 9+15	802.11be EHT20	100	5500	MCS0	Full	-
Mode 17	U-NII-2C	5.47-5.725	CDD 9+15	802.11be EHT20	116	5580	MCS0	Full	-
Mode 18	U-NII-2C	5.47-5.725	CDD 9+15	802.11be EHT20	140	5700	MCS0	Full	-
Mode 19	U-NII-1	5.15-5.25	CDD 9+15	802.11be EHT40	38	5190	MCS0	Full	-
Mode 20	U-NII-1	5.15-5.25	CDD 9+15	802.11be EHT40	46	5230	MCS0	Full	-
Mode 21	U-NII-2A	5.25-5.35	CDD 9+15	802.11be EHT40	54	5270	MCS0	Full	-
Mode 22	U-NII-2A	5.25-5.35	CDD 9+15	802.11be EHT40	62	5310	MCS0	Full	-
Mode 23	U-NII-2C	5.47-5.725	CDD 9+15	802.11be EHT40	102	5510	MCS0	Full	-
Mode 24	U-NII-2C	5.47-5.725	CDD 9+15	802.11be EHT40	134	5670	MCS0	Full	-
Mode 25	U-NII-1	5.15-5.25	CDD 9+15	802.11be EHT80	42	5210	MCS0	Full	-
Mode 26	U-NII-2A	5.25-5.35	CDD 9+15	802.11be EHT80	58	5290	MCS0	Full	-
Mode 27	U-NII-2C	5.47-5.725	CDD 9+15	802.11be EHT80	106	5530	MCS0	Full	-
Mode 28	U-NII-2C	5.47-5.725	CDD 9+15	802.11be EHT80	122	5610	MCS0	Full	-
Mode 29	U-NII-2A	5.15-5.35	CDD 9+15	802.11be EHT160	50	5250	MCS0	Full	-
Mode 30	U-NII-2C	5.15-5.35	CDD 9+15	802.11be EHT160	114	5570	MCS0	Full	-
Mode 31	U-NII-3	5.725-5.85	CDD 9+15	802.11a	149	5745	6Mbps	-	-
Mode 32	U-NII-3	5.725-5.85	CDD 9+15	802.11a	157	5785	6Mbps	-	-
Mode 33	U-NII-3	5.725-5.85	CDD 9+15	802.11a	165	5825	6Mbps	-	-
Mode 34	U-NII-3	5.725-5.85	CDD 9+15	802.11be EHT20	149	5745	MCS0	Full	-
Mode 35	U-NII-3	5.725-5.85	CDD 9+15	802.11be EHT20	157	5785	MCS0	Full	-
Mode 36	U-NII-3	5.725-5.85	CDD 9+15	802.11be EHT20	165	5825	MCS0	Full	-
Mode 37	U-NII-3	5.725-5.85	CDD 9+15	802.11be EHT40	151	5755	MCS0	Full	-
Mode 38	U-NII-3	5.725-5.85	CDD 9+15	802.11be EHT40	159	5795	MCS0	Full	-

Mode 39	U-NII-3	5.725-5.85	CDD 9+15	802.11be EHT80	155	5775	MCS0	Full	-
Mode 40	U-NII-2C	5.47-5.85	CDD 9+15	802.11a	144	5720	6Mbps	-	-
Mode 41	U-NII-2C	5.47-5.85	CDD 9+15	802.11be EHT20	144	5720	MCS0	Full	-
Mode 42	U-NII-2C	5.47-5.85	CDD 9+15	802.11be EHT40	142	5710	MCS0	Full	-
Mode 43	U-NII-2C	5.47-5.85	CDD 9+15	802.11be EHT80	138	5690	MCS0	Full	-
Mode 44	U-NII-1	5.15-5.25	CDD 9+15	802.11be EHT20	36	5180	MCS0	Single RU	RU 26/0
Mode 45	U-NII-1	5.15-5.25	CDD 9+15	802.11be EHT20	36	5180	MCS0	Single RU	RU 52/37
Mode 46	U-NII-1	5.15-5.25	CDD 9+15	802.11be EHT20	36	5180	MCS0	Single RU	RU 106/53
Mode 47	U-NII-2A	5.15-5.25	CDD 9+15	802.11be EHT20	64	5320	MCS0	Single RU	RU 26/8
Mode 48	U-NII-2A	5.15-5.25	CDD 9+15	802.11be EHT20	64	5320	MCS0	Single RU	RU 52/40
Mode 49	U-NII-2A	5.15-5.25	CDD 9+15	802.11be EHT20	64	5320	MCS0	Single RU	RU 106/54
Mode 50	U-NII-2C	5.25-5.35	CDD 9+15	802.11be EHT20	100	5500	MCS0	Single RU	RU 26/0
Mode 51	U-NII-2C	5.25-5.35	CDD 9+15	802.11be EHT20	100	5500	MCS0	Single RU	RU 52/37
Mode 52	U-NII-2C	5.25-5.35	CDD 9+15	802.11be EHT20	100	5500	MCS0	Single RU	RU 106/53
Mode 53	U-NII-2C	5.25-5.35	CDD 9+15	802.11be EHT20	140	5700	MCS0	Single RU	RU 26/8
Mode 54	U-NII-2C	5.25-5.35	CDD 9+15	802.11be EHT20	140	5700	MCS0	Single RU	RU 52/40
Mode 55	U-NII-2C	5.25-5.35	CDD 9+15	802.11be EHT20	140	5700	MCS0	Single RU	RU 106/54
Mode 56	U-NII-3	5.725-5.85	CDD 9+15	802.11be EHT20	149	5745	MCS0	Single RU	RU 26/0
Mode 57	U-NII-3	5.725-5.85	CDD 9+15	802.11be EHT20	149	5745	MCS0	Single RU	RU 52/37
Mode 58	U-NII-3	5.725-5.85	CDD 9+15	802.11be EHT20	149	5745	MCS0	Single RU	RU 106/53
Mode 59	U-NII-3	5.725-5.85	CDD 9+15	802.11be EHT20	165	5825	MCS0	Single RU	RU 26/8
Mode 60	U-NII-3	5.725-5.85	CDD 9+15	802.11be EHT20	165	5825	MCS0	Single RU	RU 52/40
Mode 61	U-NII-3	5.725-5.85	CDD 9+15	802.11be EHT20	165	5825	MCS0	Single RU	RU 106/54
Mode 62	U-NII-1	5.15-5.25	CDD 9+15	802.11be EHT20	36	5180	MCS0	Small RU 52+26	38+1
Mode 63	U-NII-1	5.15-5.25	CDD 9+15	802.11be EHT20	36	5180	MCS0	Small RU 106+26	53+4
Mode 64	U-NII-2A	5.25-5.35	CDD 9+15	802.11be EHT20	64	5320	MCS0	Small RU 52+26	39+7
Mode 65	U-NII-2A	5.25-5.35	CDD 9+15	802.11be EHT20	64	5320	MCS0	Small RU 106+26	54+4
Mode 66	U-NII-2C	5.47-5.725	CDD 9+15	802.11be EHT20	100	5500	MCS0	Small RU 52+26	38+1
Mode 67	U-NII-2C	5.47-5.725	CDD 9+15	802.11be EHT20	100	5500	MCS0	Small RU 106+26	53+4
Mode 68	U-NII-2C	5.47-5.725	CDD 9+15	802.11be EHT20	140	5700	MCS0	Small RU 52+26	39+7
Mode 69	U-NII-2C	5.47-5.725	CDD 9+15	802.11be EHT20	140	5700	MCS0	Small RU 106+26	54+4
Mode 70	U-NII-3	5.725-5.85	CDD 9+15	802.11be EHT20	149	5745	MCS0	Small RU 52+26	38+1
Mode 71	U-NII-3	5.725-5.85	CDD 9+15	802.11be EHT20	149	5745	MCS0	Small RU 106+26	53+4
Mode 72	U-NII-3	5.725-5.85	CDD 9+15	802.11be EHT20	165	5825	MCS0	Small RU 52+26	39+7
Mode 73	U-NII-3	5.725-5.85	CDD 9+15	802.11be EHT20	165	5825	MCS0	Small RU 106+26	54+4
Mode 74	U-NII-1	5.15-5.25	CDD 9+15	802.11be EHT80	42	5210	MCS0	Puncturing 20M	❹
Mode 75	U-NII-2A	5.25-5.35	CDD 9+15	802.11be EHT80	58	5290	MCS0	Puncturing 20M	❶

Mode 76	U-NII-2C	5.47-5.725	CDD 9+15	802.11be EHT80	106	5530	MCS0	Puncturing 20M	❹
Mode 77	U-NII-2A	5.15-5.35	CDD 9+15	802.11be EHT160	50	5250	MCS0	Puncturing 20M	❹
Mode 78	U-NII-2A	5.15-5.35	CDD 9+15	802.11be EHT160	50	5250	MCS0	Puncturing 40M	2
Mode 79	U-NII-2C	5.15-5.35	CDD 9+15	802.11be EHT160	114	5570	MCS0	Puncturing 20M	⑧
Mode 80	U-NII-2C	5.15-5.35	CDD 9+15	802.11be EHT160	114	5570	MCS0	Puncturing 40M	❹
Mode 81	U-NII-3	5.725-5.85	CDD 9+15	802.11be EHT80	155	5775	MCS0	Puncturing 20M	❹
Mode 82	U-NII-1	5.15-5.25	CDD 9+15	802.11be EHT80	42	5210	MCS0	Large RU 484+242	❹
Mode 83	U-NII-2A	5.25-5.35	CDD 9+15	802.11be EHT80	58	5290	MCS0	Large RU 484+242	❶
Mode 84	U-NII-2C	5.47-5.725	CDD 9+15	802.11be EHT80	106	5530	MCS0	Large RU 484+242	❹
Mode 85	U-NII-2C	5.47-5.725	CDD 9+15	802.11be EHT80	122	5610	MCS0	Large RU 484+242	❶
Mode 86	U-NII-2A	5.15-5.35	CDD 9+15	802.11be EHT160	50	5250	MCS0	Large RU 996+484	3
Mode 87	U-NII-2C	5.15-5.35	CDD 9+15	802.11be EHT160	114	5570	MCS0	Large RU 996+484	❹
Mode 88	U-NII-3	5.725-5.85	CDD 9+15	802.11be EHT80	155	5775	MCS0	Large RU 484+242	4
Mode 89	U-NII-1	5.15-5.25	CDD 9+15	802.11a_LF	36	5180	6Mbps	-	-
Mode 90	U-NII-3	5.725-5.85	CDD 9+15	802.11be EHT40_LF	151	5755	MCS0	Full	-
Mode 91	Co-TX	5G WIFI MIMO worse	CDD 9+15	802.11a	36	5180	6Mbps	-	-
		2.4G WIFI MIMO worse	CDD 0+2	802.11be ETH20	11	2462	MCS0	-	-
Mode 92	Co-TX	5G WIFI MIMO worse	CDD 9+15	802.11a	36	5180	6Mbps	-	-
		BT/BLE worse	0	Bluetooth-LE	38	2478	2Mbps		

Summary of each worse mode

Mode	Modulation	Ch.	Freq. (MHz)	Level (dBuV/m)	Limit (dBuV/m)	Margin (dB)	Pol.	Peak Avg.	Result	Remark
1	802.11a	36	5148.97	50.23	54.00	-3.77	H	AVERAGE	Pass	Band Edge
1	802.11a	36	10360.00	48.09	68.30	-20.21	V	Peak	Pass	Harmonic
2	802.11a	44	-	-	-	-	-	-	-	Band Edge
2	802.11a	44	10440.00	48.82	68.30	-19.48	V	Peak	Pass	Harmonic
3	802.11a	48	5045.72	43.24	54.00	-10.76	H	AVERAGE	Pass	Band Edge
3	802.11a	48	10480.00	49.24	68.30	-19.06	H	Peak	Pass	Harmonic
4	802.11a	52	5133.51	44.28	54.00	-9.72	H	AVERAGE	Pass	Band Edge
4	802.11a	52	10520.00	49.10	68.30	-19.20	V	Peak	Pass	Harmonic
5	802.11a	60	-	-	-	-	-	-	-	Band Edge
5	802.11a	60	10600.00	48.84	74.00	-25.16	V	Peak	Pass	Harmonic
6	802.11a	64	5350.88	49.31	54.00	-4.69	H	AVERAGE	Pass	Band Edge
6	802.11a	64	10640.00	48.94	74.00	-25.06	V	Peak	Pass	Harmonic
7	802.11a	100	5460.00	46.25	54.00	-7.75	H	AVERAGE	Pass	Band Edge
7	802.11a	100	16500.00	48.75	68.30	-19.55	H	Peak	Pass	Harmonic
8	802.11a	116	-	-	-	-	-	-	-	Band Edge
8	802.11a	116	16740.00	48.63	68.30	-19.67	V	Peak	Pass	Harmonic
9	802.11a	140	5727.07	64.20	68.30	-4.10	H	PEAK	Pass	Band Edge
9	802.11a	140	17100.00	48.45	68.30	-19.85	H	Peak	Pass	Harmonic
10	802.11be EHT20	36	5141.75	48.06	54.00	-5.94	H	AVERAGE	Pass	Band Edge
10	802.11be EHT20	36	10360.00	48.97	68.30	-19.33	V	Peak	Pass	Harmonic
11	802.11be EHT20	44	-	-	-	-	-	-	-	Band Edge
11	802.11be EHT20	44	10440.00	49.08	68.30	-19.22	H	Peak	Pass	Harmonic
12	802.11be EHT20	48	5149.88	43.29	54.00	-10.71	V	AVERAGE	Pass	Band Edge
12	802.11be EHT20	48	10480.00	47.40	68.30	-20.90	H	Peak	Pass	Harmonic
13	802.11be EHT20	52	5148.59	43.16	54.00	-10.84	H	AVERAGE	Pass	Band Edge
13	802.11be EHT20	52	10520.00	48.22	68.30	-20.08	H	Peak	Pass	Harmonic
14	802.11be EHT20	60	-	-	-	-	-	-	-	Band Edge
14	802.11be EHT20	60	10600.00	48.95	74.00	-25.05	H	Peak	Pass	Harmonic
15	802.11be EHT20	64	5350.31	49.24	54.00	-4.76	H	AVERAGE	Pass	Band Edge
15	802.11be EHT20	64	15960.00	49.33	74.00	-24.67	H	Peak	Pass	Harmonic
16	802.11be EHT20	100	5468.43	63.78	68.30	-4.52	H	PEAK	Pass	Band Edge
16	802.11be EHT20	100	16500.00	48.92	68.30	-19.38	V	Peak	Pass	Harmonic
17	802.11be EHT20	116	-	-	-	-	-	-	-	Band Edge
17	802.11be EHT20	116	16740.00	47.82	68.30	-20.48	H	Peak	Pass	Harmonic
18	802.11be EHT20	140	5730.00	64.17	68.30	-4.13	H	PEAK	Pass	Band Edge
18	802.11be EHT20	140	17100.00	48.59	68.30	-19.71	V	Peak	Pass	Harmonic
19	802.11be EHT40	38	5148.30	48.37	54.00	-5.63	H	AVERAGE	Pass	Band Edge
19	802.11be EHT40	38	-	-	-	-	-	-	-	Harmonic
20	802.11be EHT40	46	5116.52	45.53	54.00	-8.47	H	AVERAGE	Pass	Band Edge
20	802.11be EHT40	46	-	-	-	-	-	-	-	Harmonic
21	802.11be EHT40	54	5355.60	44.64	54.00	-9.36	H	AVERAGE	Pass	Band Edge
21	802.11be EHT40	54	-	-	-	-	-	-	-	Harmonic
22	802.11be EHT40	62	5351.48	49.86	54.00	-4.14	H	AVERAGE	Pass	Band Edge
22	802.11be EHT40	62	-	-	-	-	-	-	-	Harmonic

23	802.11be EHT40	102	5459.84	49.60	54.00	-4.40	H	AVERAGE	Pass	Band Edge
23	802.11be EHT40	102	-	-	-	-	-	-	-	Harmonic
24	802.11be EHT40	134	5458.64	42.68	54.00	-11.32	H	AVERAGE	Pass	Band Edge
24	802.11be EHT40	134	-	-	-	-	-	-	-	Harmonic
25	802.11be EHT80	42	5149.44	47.66	54.00	-6.34	H	AVERAGE	Pass	Band Edge
25	802.11be EHT80	42	-	-	-	-	-	-	-	Harmonic
26	802.11be EHT80	58	5377.30	50.21	54.00	-3.79	H	AVERAGE	Pass	Band Edge
26	802.11be EHT80	58	-	-	-	-	-	-	-	Harmonic
27	802.11be EHT80	106	5456.45	49.07	54.00	-4.93	H	AVERAGE	Pass	Band Edge
27	802.11be EHT80	106	-	-	-	-	-	-	-	Harmonic
28	802.11be EHT80	122	5455.17	44.48	54.00	-9.52	H	AVERAGE	Pass	Band Edge
28	802.11be EHT80	122	-	-	-	-	-	-	-	Harmonic
29	802.11be EHT160	50	5123.60	48.55	54.00	-5.45	H	AVERAGE	Pass	Band Edge
29	802.11be EHT160	50	-	-	-	-	-	-	-	Harmonic
30	802.11be EHT160	114	5434.39	46.69	54.00	-7.31	H	AVERAGE	Pass	Band Edge
30	802.11be EHT160	114	-	-	-	-	-	-	-	Harmonic
31	802.11a	149	5617.04	53.53	68.30	-14.77	H	PEAK	Pass	Band Edge
31	802.11a	149	17235.00	48.07	68.30	-20.23	H	Peak	Pass	Harmonic
32	802.11a	157	-	-	-	-	-	-	-	Band Edge
32	802.11a	157	17355.00	47.48	68.30	-20.82	V	Peak	Pass	Harmonic
33	802.11a	165	5924.94	52.53	68.25	-15.72	H	PEAK	Pass	Band Edge
33	802.11a	165	17475.00	48.71	68.30	-19.59	H	Peak	Pass	Harmonic
34	802.11be EHT20	149	5614.07	53.42	68.30	-14.88	V	PEAK	Pass	Band Edge
34	802.11be EHT20	149	17235.00	47.94	68.30	-20.36	V	Peak	Pass	Harmonic
35	802.11be EHT20	157	-	-	-	-	-	-	-	Band Edge
35	802.11be EHT20	157	17355.00	47.84	68.30	-20.46	H	Peak	Pass	Harmonic
36	802.11be EHT20	165	5936.13	53.17	68.30	-15.13	V	PEAK	Pass	Band Edge
36	802.11be EHT20	165	17475.00	48.61	68.30	-19.69	H	Peak	Pass	Harmonic
37	802.11be EHT40	151	5612.40	54.82	68.30	-13.48	V	PEAK	Pass	Band Edge
37	802.11be EHT40	151	17265.00	48.83	68.30	-19.47	H	Peak	Pass	Harmonic
38	802.11be EHT40	159	5634.91	53.40	68.30	-14.90	V	PEAK	Pass	Band Edge
38	802.11be EHT40	159	-	-	-	-	-	-	-	Harmonic
39	802.11be EHT80	155	5635.18	53.41	68.30	-14.89	H	PEAK	Pass	Band Edge
39	802.11be EHT80	155	-	-	-	-	-	-	-	Harmonic
40	802.11a	144	5457.80	42.36	54.00	-11.64	H	Average	Pass	Band Edge
40	802.11a	144	17160.00	48.50	68.30	-19.80	V	Peak	Pass	Harmonic
41	802.11be EHT20	144	5460.00	41.19	54.00	-12.81	H	Peak	Pass	Band Edge
41	802.11be EHT20	144	17160.00	48.15	68.30	-20.15	H	Peak	Pass	Harmonic
42	802.11be EHT40	142	5459.45	41.15	54.00	-12.85	H	Peak	Pass	Band Edge
42	802.11be EHT40	142	-	-	-	-	-	-	-	Harmonic
43	802.11be EHT80	138	5460.00	42.01	54.00	-11.99	H	Average	Pass	Band Edge
43	802.11be EHT80	138	-	-	-	-	-	-	-	Harmonic
44	802.11be EHT20	36	5149.99	43.12	54.00	-10.88	H	AVERAGE	Pass	Band Edge
44	802.11be EHT20	36	-	-	-	-	-	-	-	Harmonic
45	802.11be EHT20	36	5149.99	44.06	54.00	-9.94	H	AVERAGE	Pass	Band Edge
45	802.11be EHT20	36	-	-	-	-	-	-	-	Harmonic
46	802.11be EHT20	36	5149.67	44.03	54.00	-9.97	H	AVERAGE	Pass	Band Edge

46	802.11be EHT20	36	-	-	-	-	-	-	-	Harmonic
47	802.11be EHT20	64	5358.71	42.03	54.00	-11.97	H	AVERAGE	Pass	Band Edge
47	802.11be EHT20	64	-	-	-	-	-	-	-	Harmonic
48	802.11be EHT20	64	5350.70	42.53	54.00	-11.47	H	AVERAGE	Pass	Band Edge
48	802.11be EHT20	64	-	-	-	-	-	-	-	Harmonic
49	802.11be EHT20	64	5350.72	42.70	54.00	-11.30	H	AVERAGE	Pass	Band Edge
49	802.11be EHT20	64	-	-	-	-	-	-	-	Harmonic
50	802.11be EHT20	100	5459.59	42.74	54.00	-11.26	H	AVERAGE	Pass	Band Edge
50	802.11be EHT20	100	-	-	-	-	-	-	-	Harmonic
51	802.11be EHT20	100	5456.43	42.98	54.00	-11.02	H	AVERAGE	Pass	Band Edge
51	802.11be EHT20	100	-	-	-	-	-	-	-	Harmonic
52	802.11be EHT20	100	5456.89	42.25	54.00	-11.75	H	AVERAGE	Pass	Band Edge
52	802.11be EHT20	100	-	-	-	-	-	-	-	Harmonic
53	802.11be EHT20	140	5749.82	53.62	68.30	-14.68	V	PEAK	Pass	Band Edge
53	802.11be EHT20	140	-	-	-	-	-	-	-	Harmonic
54	802.11be EHT20	140	5726.16	54.62	68.30	-13.68	H	PEAK	Pass	Band Edge
54	802.11be EHT20	140	-	-	-	-	-	-	-	Harmonic
55	802.11be EHT20	140	5725.26	55.92	68.30	-12.38	V	PEAK	Pass	Band Edge
55	802.11be EHT20	140	-	-	-	-	-	-	-	Harmonic
56	802.11be EHT20	149	5637.85	52.61	68.30	-15.69	H	PEAK	Pass	Band Edge
56	802.11be EHT20	149	-	-	-	-	-	-	-	Harmonic
57	802.11be EHT20	149	5605.37	53.84	68.30	-14.46	V	PEAK	Pass	Band Edge
57	802.11be EHT20	149	-	-	-	-	-	-	-	Harmonic
58	802.11be EHT20	149	5646.11	53.08	68.30	-15.22	H	PEAK	Pass	Band Edge
58	802.11be EHT20	149	-	-	-	-	-	-	-	Harmonic
59	802.11be EHT20	165	5941.00	52.88	68.30	-15.42	H	PEAK	Pass	Band Edge
59	802.11be EHT20	165	-	-	-	-	-	-	-	Harmonic
60	802.11be EHT20	165	5927.88	52.69	68.30	-15.61	H	PEAK	Pass	Band Edge
60	802.11be EHT20	165	-	-	-	-	-	-	-	Harmonic
61	802.11be EHT20	165	5932.63	52.83	68.30	-15.47	H	PEAK	Pass	Band Edge
61	802.11be EHT20	165	-	-	-	-	-	-	-	Harmonic
62	802.11be EHT20	36	5149.83	44.30	54.00	-9.70	H	AVERAGE	Pass	Band Edge
62	802.11be EHT20	36	-	-	-	-	-	-	-	Harmonic
63	802.11be EHT20	36	5149.67	45.48	54.00	-8.52	H	AVERAGE	Pass	Band Edge
63	802.11be EHT20	36	-	-	-	-	-	-	-	Harmonic
64	802.11be EHT20	64	5350.17	43.23	54.00	-10.77	H	AVERAGE	Pass	Band Edge
64	802.11be EHT20	64	-	-	-	-	-	-	-	Harmonic
65	802.11be EHT20	64	5350.03	48.61	54.00	-5.39	H	AVERAGE	Pass	Band Edge
65	802.11be EHT20	64	-	-	-	-	-	-	-	Harmonic
66	802.11be EHT20	100	5458.39	43.33	54.00	-10.67	H	AVERAGE	Pass	Band Edge
66	802.11be EHT20	100	-	-	-	-	-	-	-	Harmonic
67	802.11be EHT20	100	5459.89	44.00	54.00	-10.00	V	AVERAGE	Pass	Band Edge
67	802.11be EHT20	100	-	-	-	-	-	-	-	Harmonic
68	802.11be EHT20	140	5726.03	54.88	68.30	-13.42	H	PEAK	Pass	Band Edge
68	802.11be EHT20	140	-	-	-	-	-	-	-	Harmonic
69	802.11be EHT20	140	5725.52	56.13	68.30	-12.17	H	PEAK	Pass	Band Edge
69	802.11be EHT20	140	-	-	-	-	-	-	-	Harmonic

70	802.11be EHT20	149	5637.85	53.51	68.30	-14.79	V	PEAK	Pass	Band Edge
70	802.11be EHT20	149	-	-	-	-	-	-	-	Harmonic
71	802.11be EHT20	149	5647.13	53.02	68.30	-15.28	V	PEAK	Pass	Band Edge
71	802.11be EHT20	149	-	-	-	-	-	-	-	Harmonic
72	802.11be EHT20	165	5931.13	53.08	68.30	-15.22	V	PEAK	Pass	Band Edge
72	802.11be EHT20	165	-	-	-	-	-	-	-	Harmonic
73	802.11be EHT20	165	5936.50	52.91	68.30	-15.39	V	PEAK	Pass	Band Edge
73	802.11be EHT20	165	-	-	-	-	-	-	-	Harmonic
74	802.11be EHT80	42	5146.90	49.28	54.00	-4.72	H	AVERAGE	Pass	Band Edge
74	802.11be EHT80	42	-	-	-	-	-	-	-	Harmonic
75	802.11be EHT80	58	5355.38	47.92	54.00	-6.08	H	AVERAGE	Pass	Band Edge
75	802.11be EHT80	58	-	-	-	-	-	-	-	Harmonic
76	802.11be EHT80	106	5455.93	47.06	54.00	-6.94	H	AVERAGE	Pass	Band Edge
76	802.11be EHT80	106	-	-	-	-	-	-	-	Harmonic
77	802.11be EHT160	50	5127.35	50.19	54.00	-3.81	H	AVERAGE	Pass	Band Edge
77	802.11be EHT160	50	-	-	-	-	-	-	-	Harmonic
78	802.11be EHT160	50	5396.90	45.66	54.00	-8.34	H	AVERAGE	Pass	Band Edge
78	802.11be EHT160	50	-	-	-	-	-	-	-	Harmonic
79	802.11be EHT160	114	5467.39	63.45	68.30	-4.85	H	PEAK	Pass	Band Edge
79	802.11be EHT160	114	-	-	-	-	-	-	-	Harmonic
80	802.11be EHT160	114	5463.85	64.07	68.30	-4.23	H	PEAK	Pass	Band Edge
80	802.11be EHT160	114	-	-	-	-	-	-	-	Harmonic
81	802.11be EHT80	155	5633.16	53.34	68.30	-14.96	V	PEAK	Pass	Band Edge
81	802.11be EHT80	155	-	-	-	-	-	-	-	Harmonic
82	802.11be EHT80	42	5136.40	49.89	54.00	-4.11	H	AVERAGE	Pass	Band Edge
82	802.11be EHT80	42	-	-	-	-	-	-	-	Harmonic
83	802.11be EHT80	58	5351.73	50.11	54.00	-3.89	H	AVERAGE	Pass	Band Edge
83	802.11be EHT80	58	-	-	-	-	-	-	-	Harmonic
84	802.11be EHT80	106	5457.01	50.21	54.00	-3.79	H	AVERAGE	Pass	Band Edge
84	802.11be EHT80	106	-	-	-	-	-	-	-	Harmonic
85	802.11be EHT80	122	5459.98	43.24	54.00	-10.76	H	AVERAGE	Pass	Band Edge
85	802.11be EHT80	122	-	-	-	-	-	-	-	Harmonic
86	802.11be EHT160	50	5350.30	48.18	54.00	-5.82	H	AVERAGE	Pass	Band Edge
86	802.11be EHT160	50	-	-	-	-	-	-	-	Harmonic
87	802.11be EHT160	114	5416.77	47.51	54.00	-6.49	H	AVERAGE	Pass	Band Edge
87	802.11be EHT160	114	-	-	-	-	-	-	-	Harmonic
88	802.11be EHT80	155	5941.16	53.61	68.30	-14.69	H	PEAK	Pass	Band Edge
88	802.11be EHT80	155	-	-	-	-	-	-	-	Harmonic
89	802.11a_LF	36	31.94	31.56	40.00	-8.44	V	Peak	Pass	LF
90	802.11be EHT40_LF	151	33.88	31.46	40.00	-8.54	V	Peak	Pass	LF
91	802.11be EHT20	11	2483.66	50.12	54.00	-3.88	V	AVERAGE	Pass	Band Edge
91	802.11a	36	10360.00	48.47	68.30	-19.83	V	Peak	Pass	Harmonic
92	802.11a	36	5149.58	45.85	54.00	-8.15	H	AVERAGE	Pass	Band Edge
92	802.11a	36	10360.00	48.50	68.30	-19.80	V	Peak	Pass	Harmonic

Mode	1	
	Band Edge	
	U-NII-1_5.15-5.25_802.11a_CH36_5180MHz	
ANT	CDD 9+15	
Pol.	Horizontal	Fundamental
Peak	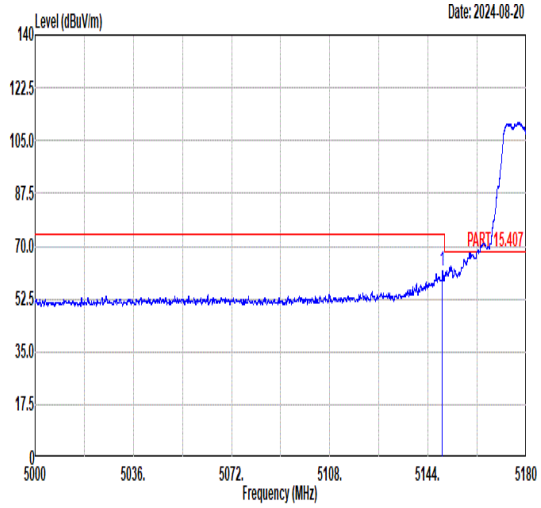 Freq Level Limit Line Margin Read Level Ant Factor Cable Loss Preamp Factor APos TPos Remark MHz dBuV/m dBuV/m dB dBuV dB/m dB dB cm deg 1 5149.31 61.97 74.00 -12.03 47.79 34.87 11.09 31.78 339 119 PEAK	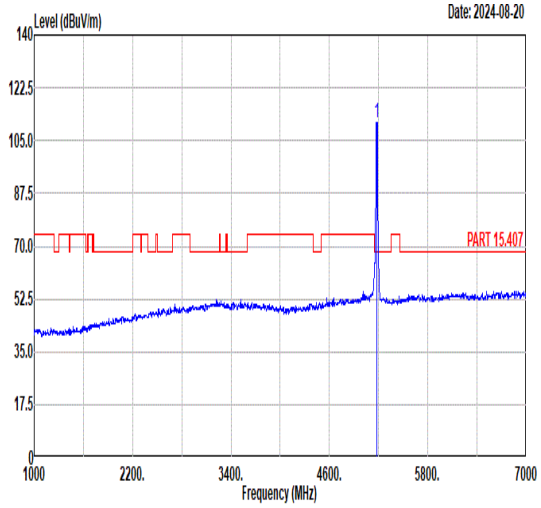 Freq Level Limit Line Margin Read Level Ant Factor Cable Loss Preamp Factor APos TPos Remark MHz dBuV/m dBuV/m dB dBuV dB/m dB dB cm deg 1 5180.00 111.19 ------ ------ 97.06 34.87 11.07 31.81 339 119 PEAK
Avg	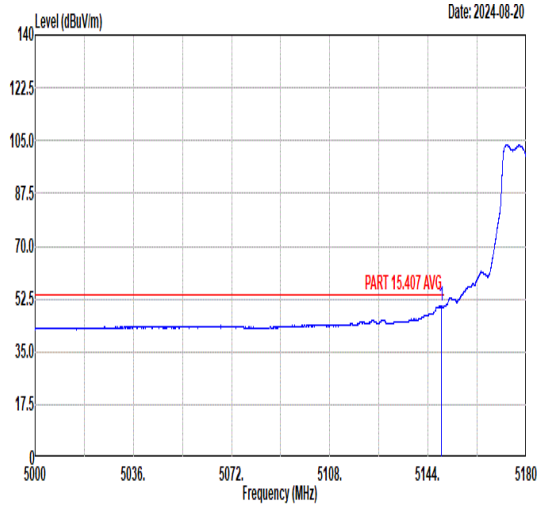 Freq Level Limit Line Margin Read Level Ant Factor Cable Loss Preamp Factor APos TPos Remark MHz dBuV/m dBuV/m dB dBuV dB/m dB dB cm deg 1 5148.97 50.23 54.00 -3.77 36.05 34.87 11.09 31.78 339 119 AVERAGE	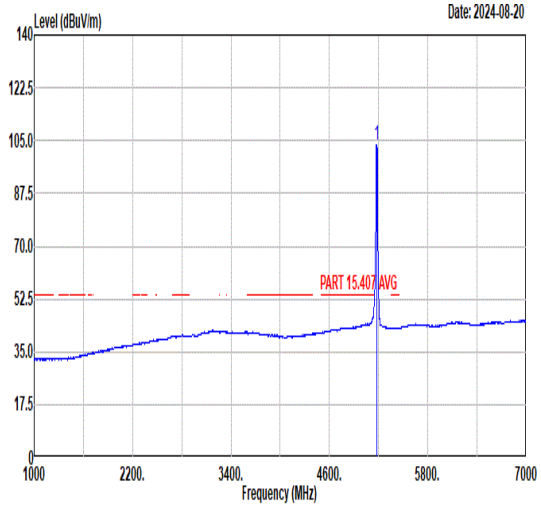 Freq Level Limit Line Margin Read Level Ant Factor Cable Loss Preamp Factor APos TPos Remark MHz dBuV/m dBuV/m dB dBuV dB/m dB dB cm deg 1 5180.00 103.38 ------ ------ 89.23 34.87 11.08 31.80 339 119 AVERAGE

Mode	1	
	Band Edge	
	U-NII-1_5.15-5.25_802.11a_CH36_5180MHz	
ANT	CDD 9+15	
Pol.	Vertical	Fundamental
Peak	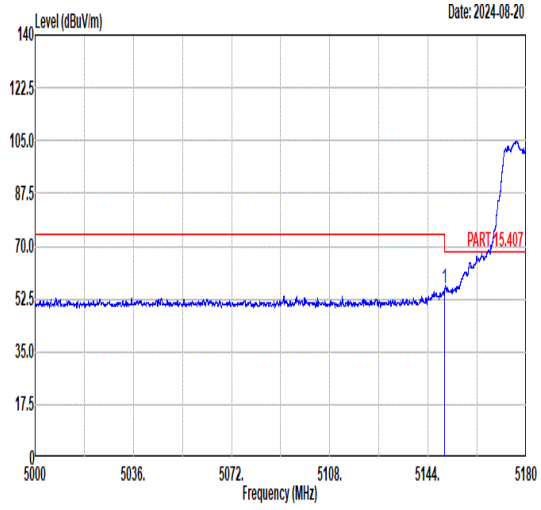 Freq Level Limit Line Margin Read Level Ant Factor Cable Loss Preamp Factor APos TPos Remark MHz dBuV/m dBuV/m dB dBuV dB/m dB dB cm deg 1 5149.99 55.76 74.00 -18.24 41.59 34.87 11.08 31.78 376 12 PEAK	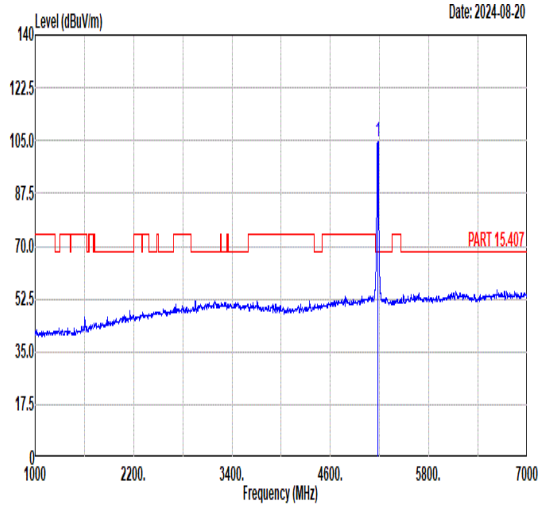 Freq Level Limit Line Margin Read Level Ant Factor Cable Loss Preamp Factor APos TPos Remark MHz dBuV/m dBuV/m dB dBuV dB/m dB dB cm deg 1 5180.00 104.82 ------ ------ 90.71 34.86 11.07 31.82 376 12 PEAK
Avg	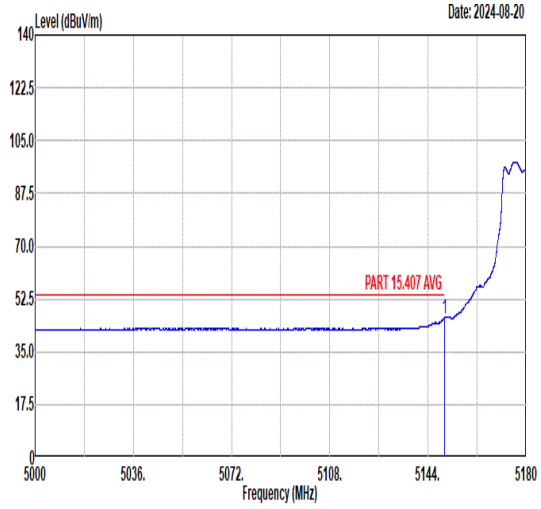 Freq Level Limit Line Margin Read Level Ant Factor Cable Loss Preamp Factor APos TPos Remark MHz dBuV/m dBuV/m dB dBuV dB/m dB dB cm deg 1 5149.99 46.02 54.00 -7.98 31.85 34.87 11.08 31.78 376 12 AVERAGE	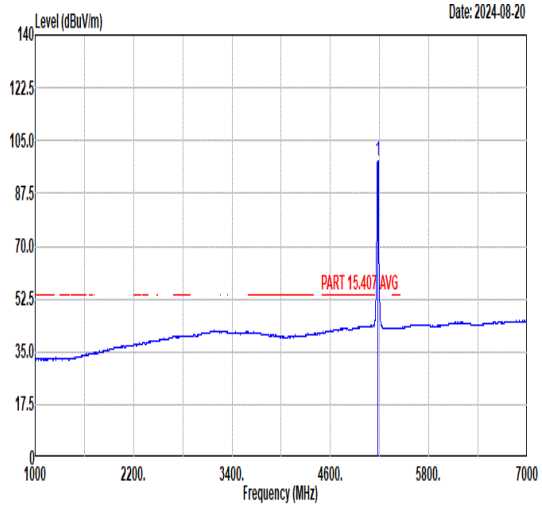 Freq Level Limit Line Margin Read Level Ant Factor Cable Loss Preamp Factor APos TPos Remark MHz dBuV/m dBuV/m dB dBuV dB/m dB dB cm deg 1 5180.00 98.31 ------ ------ 84.20 34.86 11.07 31.82 376 12 AVERAGE

Mode	1	
	Harmonic	
	U-NII-1_5.15-5.25_802.11a_CH36_5180MHz	
ANT	CDD 9+15	
Pol.	Horizontal	Vertical
Peak Avg	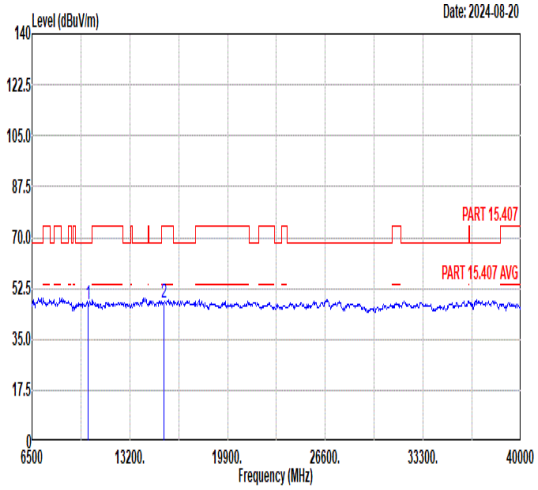 Freq Level Limit Line Margin Read Level Ant Factor Cable Loss Preamp Factor APos TPos Remark MHz dBuV/m dBuV/m dB dBuV dB/m dB dB cm deg 1 10360.00 47.19 68.30 -21.11 44.37 39.44 14.15 50.77 -- -- Peak 2 15540.00 47.71 74.00 -26.29 40.47 41.82 16.85 51.43 -- -- Peak	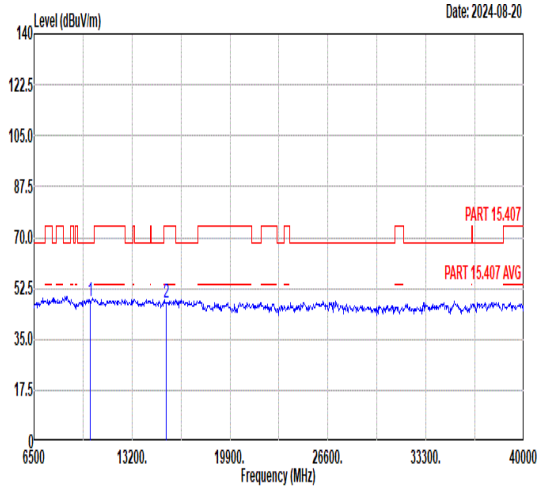 Freq Level Limit Line Margin Read Level Ant Factor Cable Loss Preamp Factor APos TPos Remark MHz dBuV/m dBuV/m dB dBuV dB/m dB dB cm deg 1 10360.00 48.09 68.30 -20.21 45.27 39.44 14.15 50.77 -- -- Peak 2 15540.00 47.67 74.00 -26.33 40.43 41.82 16.85 51.43 -- -- Peak

Mode	2	
	Harmonic	
	U-NII-1_5.15-5.25_802.11a_CH44_5220MHz	
ANT	CDD 9+15	
Pol.	Horizontal	Vertical
Peak Avg	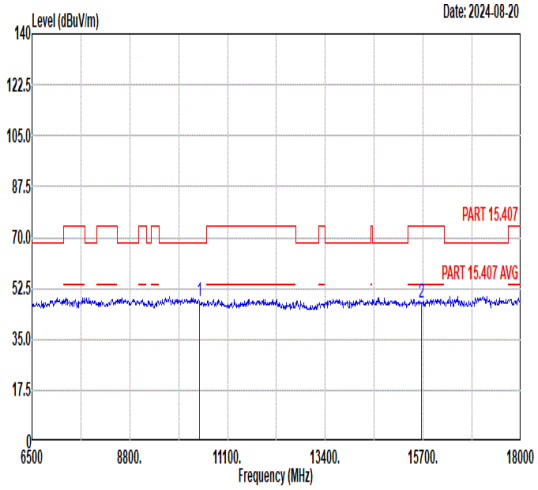 Freq Level Limit Line Margin Read Level Ant Factor Cable Loss Preamp Factor APos TPos Remark MHz dBuV/m dBuV/m dB dBuV dB/m dB dB cm deg 1 10440.00 48.10 68.30 -20.20 45.21 39.48 14.20 50.79 -- -- Peak 2 15660.00 47.53 74.00 -26.47 40.22 41.90 16.94 51.53 -- -- Peak	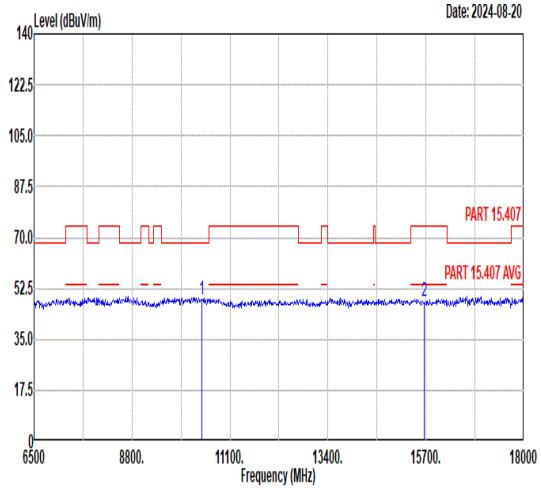 Freq Level Limit Line Margin Read Level Ant Factor Cable Loss Preamp Factor APos TPos Remark MHz dBuV/m dBuV/m dB dBuV dB/m dB dB cm deg 1 10440.00 48.82 68.30 -19.48 45.93 39.48 14.20 50.79 -- -- Peak 2 15660.00 48.22 74.00 -25.78 40.91 41.90 16.94 51.53 -- -- Peak

Mode	3	
	Band Edge - L	
	U-NII-1_5.15-5.25_802.11a_CH48_5240MHz	
ANT	CDD 9+15	
Pol.	Horizontal	Fundamental
Peak	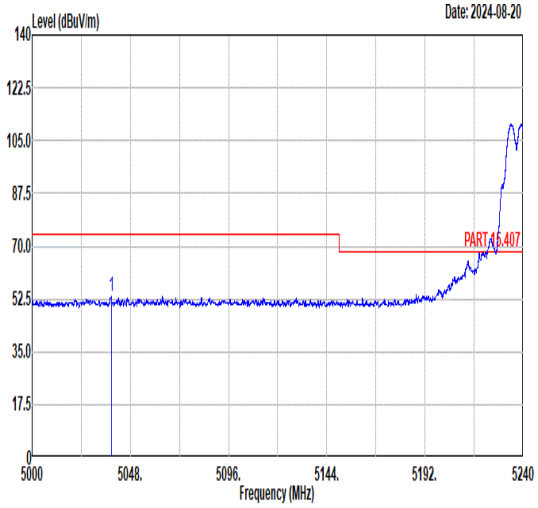 Freq Level Limit Line Margin (dB) Read Level Ant Factor Cable Loss Preamp Factor APos TPos Remark 1 5038.76 53.20 74.00 -20.80 38.80 34.89 11.15 31.64 400 76 PEAK	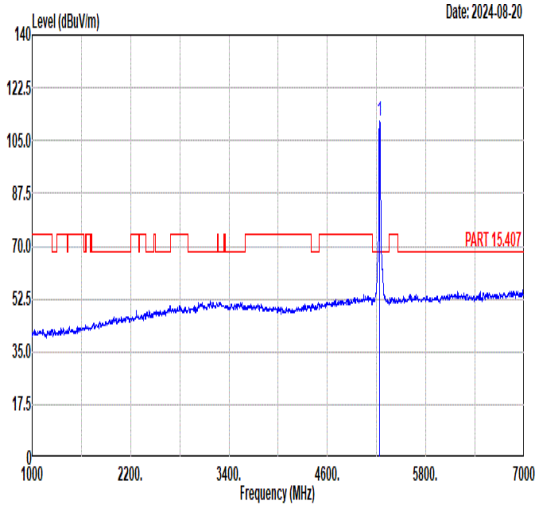 Freq Level Limit Line Margin (dB) Read Level Ant Factor Cable Loss Preamp Factor APos TPos Remark 1 5240.00 111.26 ------ ------ 97.27 34.85 11.03 31.89 400 76 PEAK
Avg	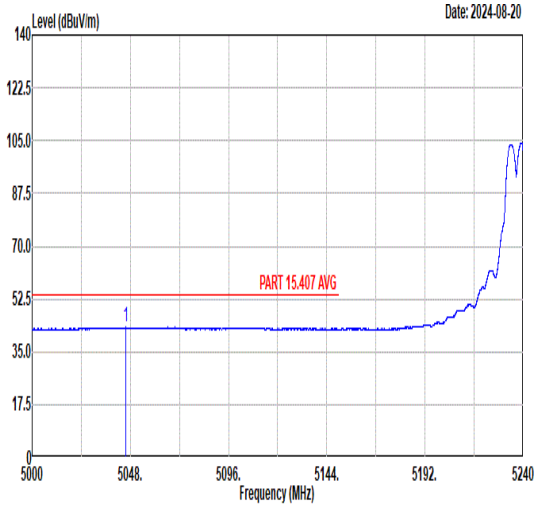 Freq Level Limit Line Margin (dB) Read Level Ant Factor Cable Loss Preamp Factor APos TPos Remark 1 5045.72 43.24 54.00 -10.76 28.86 34.89 11.14 31.65 400 76 AVERAGE	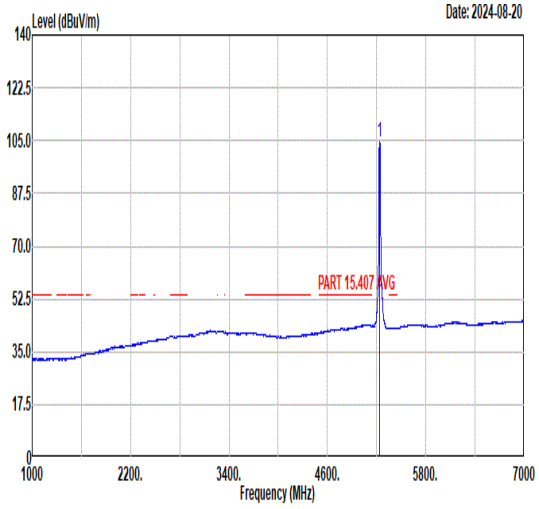 Freq Level Limit Line Margin (dB) Read Level Ant Factor Cable Loss Preamp Factor APos TPos Remark 1 5240.00 104.41 ------ ------ 90.42 34.85 11.03 31.89 400 76 AVERAGE

Mode	3	
	Band Edge - R	
	U-NII-1_5.15-5.25_802.11a_CH48_5240MHz	
ANT	CDD 9+15	
Pol.	Horizontal	Fundamental
Peak	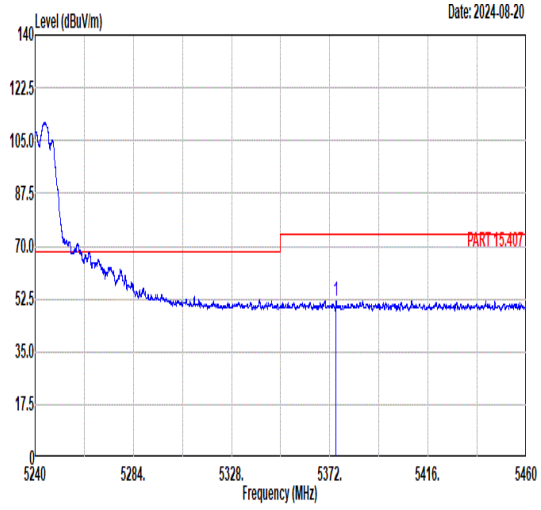 Freq Level Limit Line Margin (dB) Read Level Ant Factor Cable Loss Preamp Factor APos TPos Remark MHz dBuV/m dBuV/m dBuV dB/m dB dB cm deg 1 5374.77 52.00 74.00 -22.00 38.31 34.83 10.92 32.06 400 76 PEAK	Blank
Avg	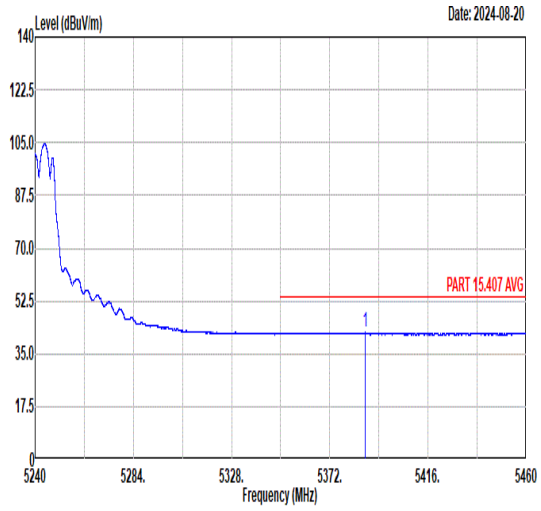 Freq Level Limit Line Margin (dB) Read Level Ant Factor Cable Loss Preamp Factor APos TPos Remark MHz dBuV/m dBuV/m dBuV dB/m dB dB cm deg 1 5387.97 42.02 54.00 -11.98 28.37 34.82 10.91 32.08 400 76 AVERAGE	Blank

Mode	3	
	Band Edge - L	
	U-NII-1_5.15-5.25_802.11a_CH48_5240MHz	
ANT	CDD 9+15	
Pol.	Vertical	Fundamental
Peak	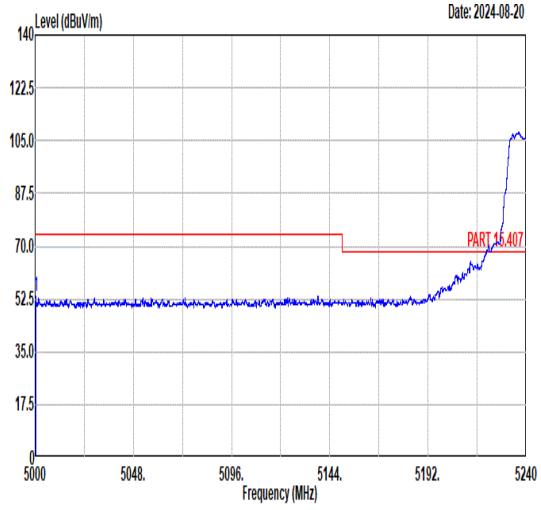 Freq Level Limit Line Margin (dB) Read Level Ant Factor Cable Loss Preamp Factor APos TPos Remark 1 5000.38 53.46 74.00 -20.54 39.01 34.90 11.15 31.60 400 355 PEAK	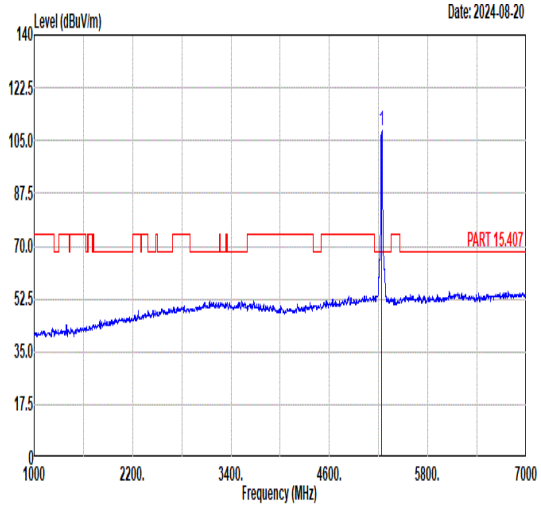 Freq Level Limit Line Margin (dB) Read Level Ant Factor Cable Loss Preamp Factor APos TPos Remark 1 5240.00 108.18 ------ ------ 94.21 34.85 11.02 31.90 400 355 PEAK
Avg	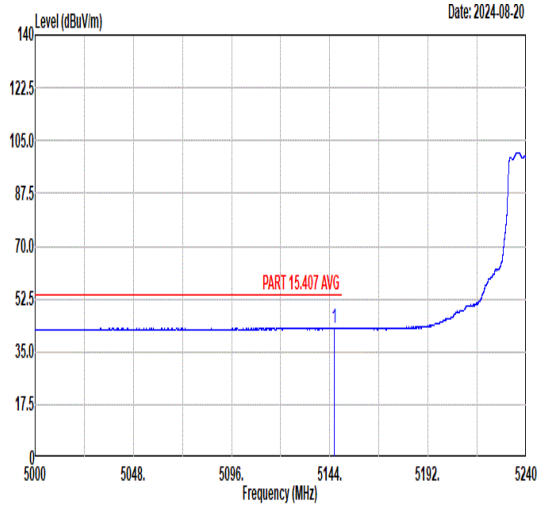 Freq Level Limit Line Margin (dB) Read Level Ant Factor Cable Loss Preamp Factor APos TPos Remark 1 5146.30 42.95 54.00 -11.05 28.77 34.87 11.09 31.78 400 355 AVERAGE	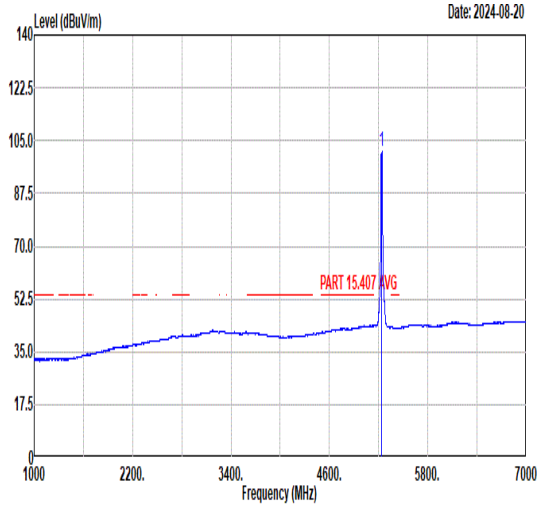 Freq Level Limit Line Margin (dB) Read Level Ant Factor Cable Loss Preamp Factor APos TPos Remark 1 5240.00 101.39 ------ ------ 87.42 34.85 11.02 31.90 400 355 AVERAGE

Mode	3	
	Band Edge - R	
	U-NII-1_5.15-5.25_802.11a_CH48_5240MHz	
ANT	CDD 9+15	
Pol.	Vertical	Fundamental
Peak	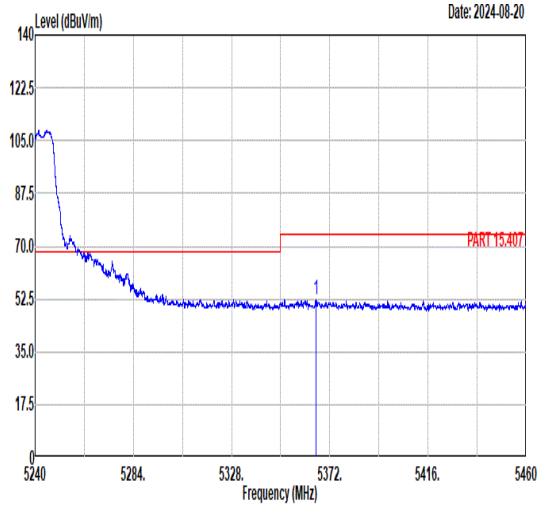 Freq Level Limit Line Margin (dB) Read Level Ant Factor Cable Loss Preamp Factor APos TPos Remark MHz dBuV/m dBuV/m dBuV dB/m dB dB cm deg 1 5365.75 52.55 74.00 -21.45 38.84 34.83 10.93 32.05 400 355 PEAK	Blank
Avg	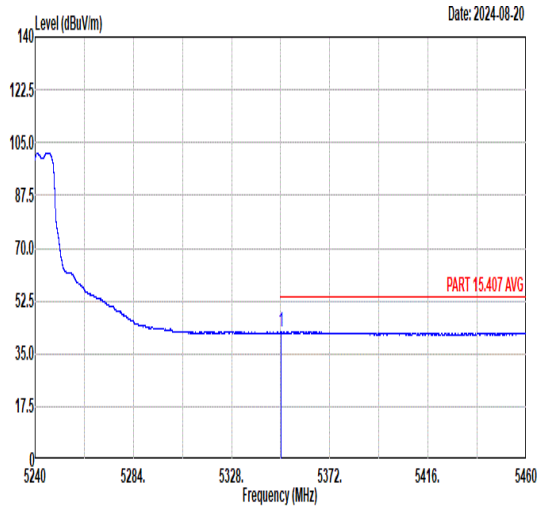 Freq Level Limit Line Margin (dB) Read Level Ant Factor Cable Loss Preamp Factor APos TPos Remark MHz dBuV/m dBuV/m dBuV dB/m dB dB cm deg 1 5350.13 42.27 54.00 -11.73 28.53 34.83 10.94 32.03 400 355 AVERAGE	Blank

Mode	3	
	Harmonic	
	U-NII-1_5.15-5.25_802.11a_CH48_5240MHz	
ANT	CDD 9+15	
Pol.	Horizontal	Vertical
Peak Avg	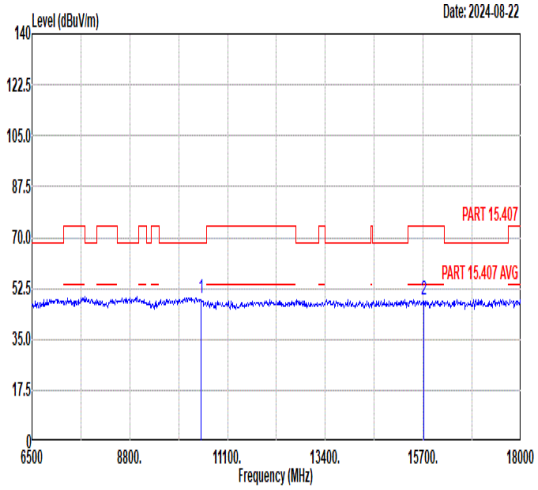 Freq Level Limit Line Margin Read Level Ant Factor Cable Loss Preamp Factor APos TPos Remark MHz dBuV/m dBuV/m dB dBuV dB/m dB dB cm deg 1 10480.00 49.24 68.30 -19.06 46.32 39.49 14.23 50.80 -- -- Peak 2 15720.00 48.44 74.00 -25.56 41.10 41.93 16.99 51.58 -- -- Peak	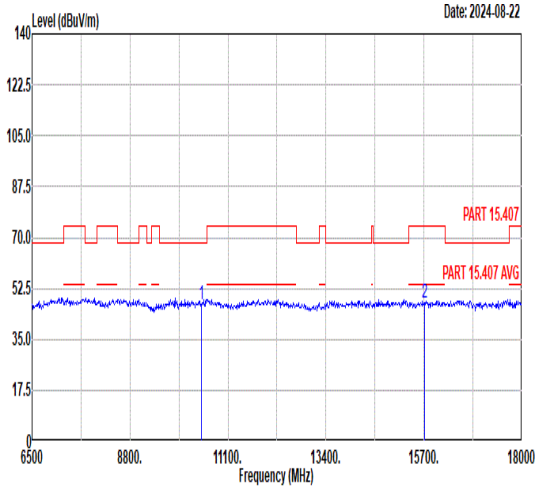 Freq Level Limit Line Margin Read Level Ant Factor Cable Loss Preamp Factor APos TPos Remark MHz dBuV/m dBuV/m dB dBuV dB/m dB dB cm deg 1 10480.00 47.08 68.30 -21.22 44.16 39.49 14.23 50.80 -- -- Peak 2 15720.00 47.38 74.00 -26.62 40.04 41.93 16.99 51.58 -- -- Peak

Mode	4	
	Band Edge - L	
	U-NII-2A_5.25-5.35_802.11a_CH52_5260MHz	
ANT	CDD 9+15	
Pol.	Horizontal	Fundamental
Peak	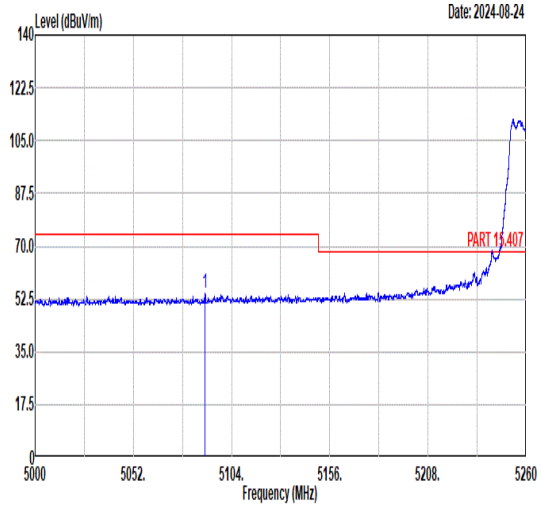 Freq Level Limit Line Margin (dB) Read Level Ant Factor Cable Loss Preamp Factor APos TPos Remark MHz dBuV/m dBuV/m dBuV dB/m dB dB cm deg 1 5089.86 54.24 74.00 -19.76 39.95 34.88 11.12 31.71 300 111 PEAK	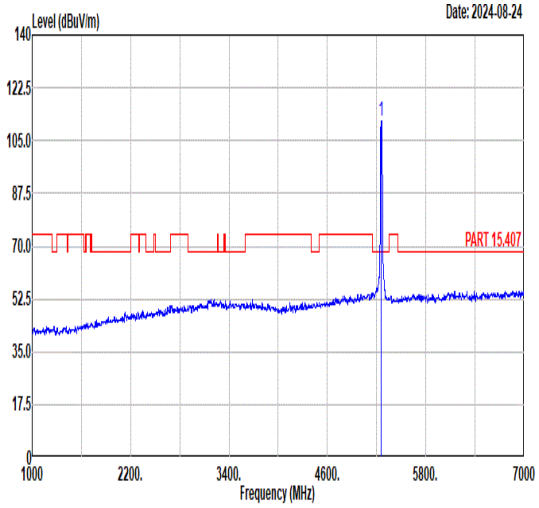 Freq Level Limit Line Margin (dB) Read Level Ant Factor Cable Loss Preamp Factor APos TPos Remark MHz dBuV/m dBuV/m dBuV dB/m dB dB cm deg 1 5260.00 111.63 ------ ------ 97.69 34.85 11.01 31.92 300 111 PEAK
Avg	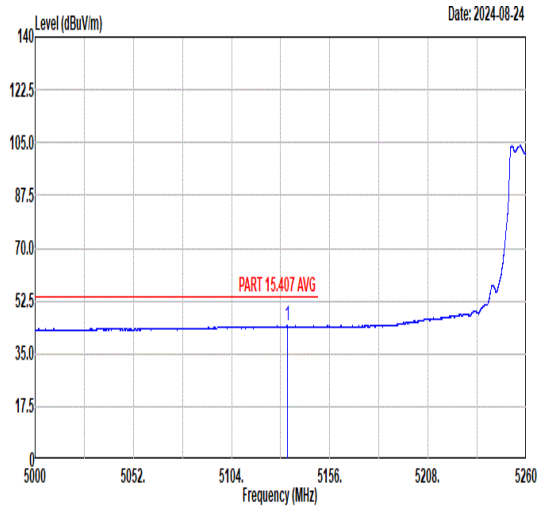 Freq Level Limit Line Margin (dB) Read Level Ant Factor Cable Loss Preamp Factor APos TPos Remark MHz dBuV/m dBuV/m dBuV dB/m dB dB cm deg 1 5133.51 44.28 54.00 -9.72 30.08 34.87 11.09 31.76 300 111 AVERAGE	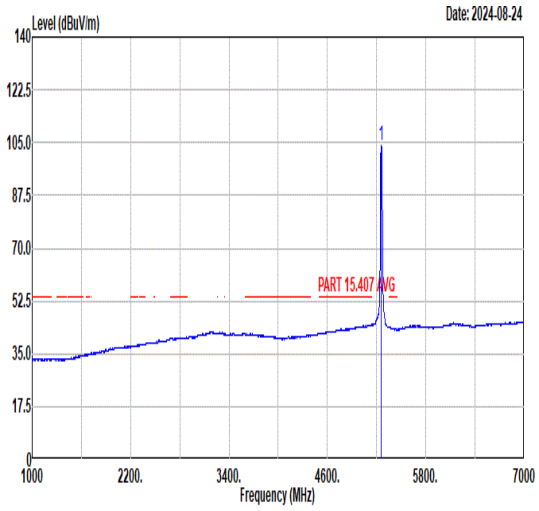 Freq Level Limit Line Margin (dB) Read Level Ant Factor Cable Loss Preamp Factor APos TPos Remark MHz dBuV/m dBuV/m dBuV dB/m dB dB cm deg 1 5260.00 103.84 ------ ------ 89.88 34.85 11.02 31.91 300 111 AVERAGE

Mode	4	
	Band Edge - R	
	U-NII-2A_5.25-5.35_802.11a_CH52_5260MHz	
ANT	CDD 9+15	
Pol.	Horizontal	Fundamental
Peak	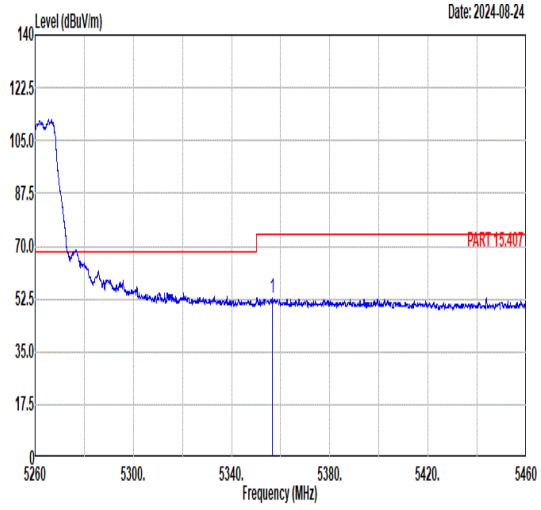 Freq Level Limit Line Margin (dB) Read Level Ant Factor Cable Loss Preamp Factor APos TPos Remark MHz dBuV/m dBuV/m dBuV dB/m dB dB cm deg 1 5356.52 52.92 74.00 -21.08 39.19 34.83 10.94 32.04 300 111 PEAK	Blank
Avg	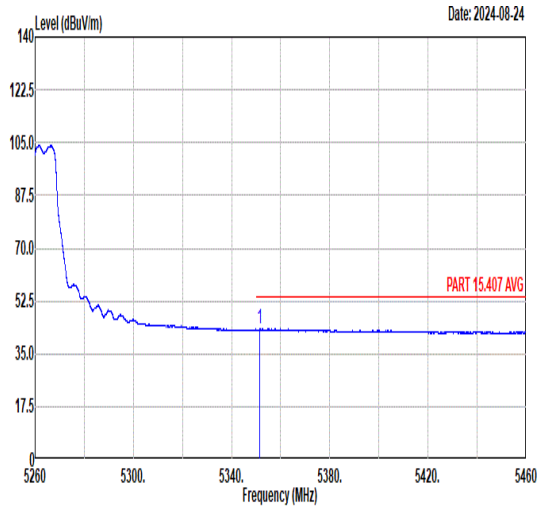 Freq Level Limit Line Margin (dB) Read Level Ant Factor Cable Loss Preamp Factor APos TPos Remark MHz dBuV/m dBuV/m dBuV dB/m dB dB cm deg 1 5351.50 43.18 54.00 -10.82 29.44 34.83 10.94 32.03 300 111 AVERAGE	Blank

Mode	4	
	Band Edge - L	
	U-NII-2A_5.25-5.35_802.11a_CH52_5260MHz	
ANT	CDD 9+15	
Pol.	Vertical	Fundamental
Peak	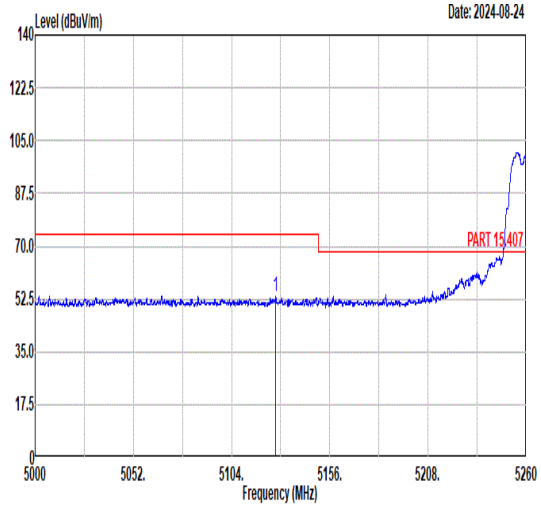 Freq Level Limit Line Margin (dB) Read Level Ant Factor Cable Loss Preamp Factor APos TPos Remark MHz dBuV/m dBuV/m dBuV dB/m dB dB cm deg 1 5127.27 53.54 74.00 -20.46 39.32 34.87 11.10 31.75 300 33 PEAK	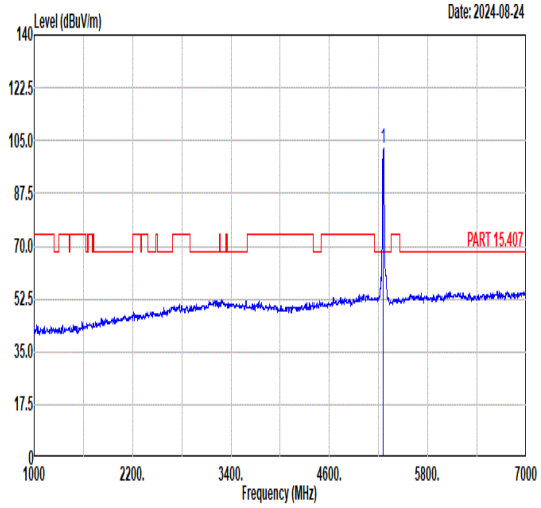 Freq Level Limit Line Margin (dB) Read Level Ant Factor Cable Loss Preamp Factor APos TPos Remark MHz dBuV/m dBuV/m dBuV dB/m dB dB cm deg 1 5260.00 102.31 ------ ------ 88.37 34.85 11.01 31.92 300 33 PEAK
Avg	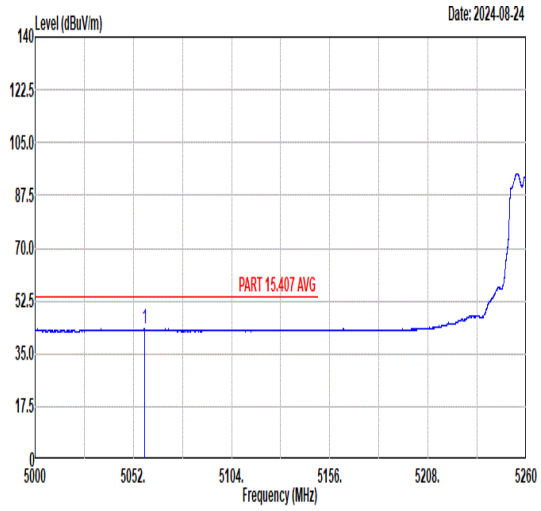 Freq Level Limit Line Margin (dB) Read Level Ant Factor Cable Loss Preamp Factor APos TPos Remark MHz dBuV/m dBuV/m dBuV dB/m dB dB cm deg 1 5057.85 43.12 54.00 -10.88 28.76 34.89 11.14 31.67 300 33 AVERAGE	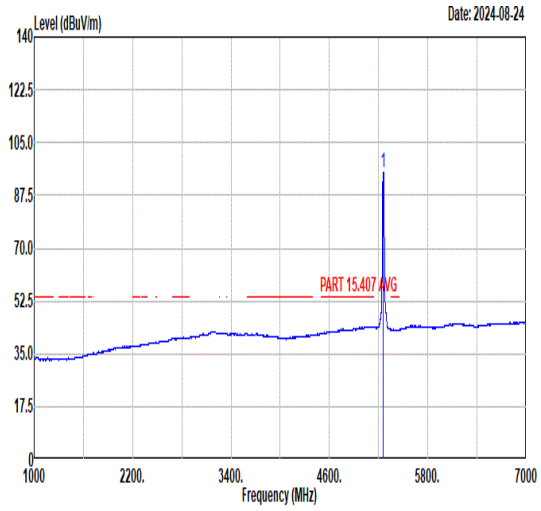 Freq Level Limit Line Margin (dB) Read Level Ant Factor Cable Loss Preamp Factor APos TPos Remark MHz dBuV/m dBuV/m dBuV dB/m dB dB cm deg 1 5260.00 95.21 ------ ------ 81.27 34.85 11.01 31.92 300 33 AVERAGE

Mode	4	
	Band Edge - R	
	U-NII-2A_5.25-5.35_802.11a_CH52_5260MHz	
ANT	CDD 9+15	
Pol.	Vertical	Fundamental
Peak	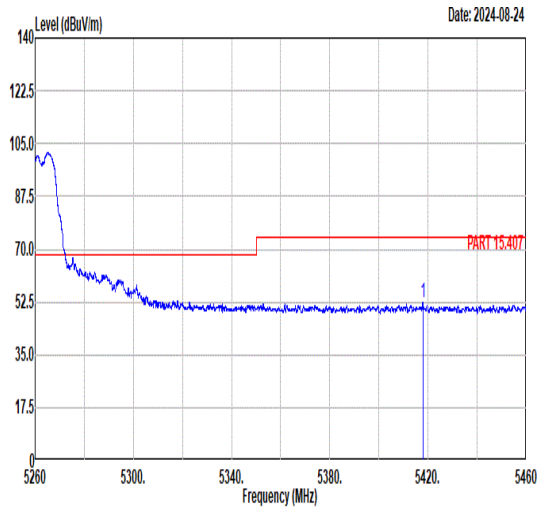 Freq Level Limit Line Margin (dB) Read Level Ant Factor Cable Loss Preamp Factor APos TPos Remark MHz dBuV/m dBuV/m dBuV dB/m dB dB cm deg 1 5417.92 52.46 74.00 -21.54 38.80 34.82 10.95 32.11 300 33 PEAK	Blank
Avg	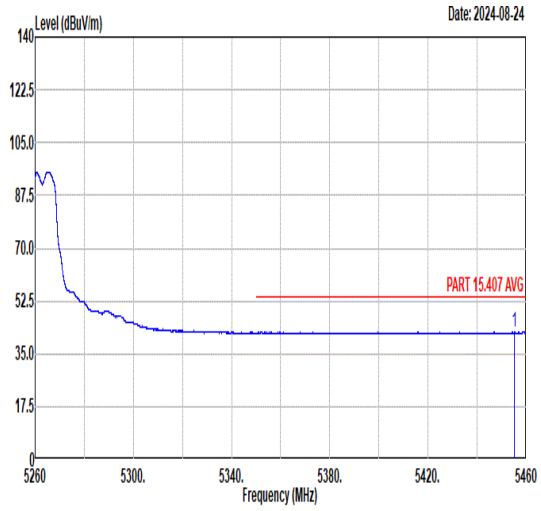 Freq Level Limit Line Margin (dB) Read Level Ant Factor Cable Loss Preamp Factor APos TPos Remark MHz dBuV/m dBuV/m dBuV dB/m dB dB cm deg 1 5455.30 42.24 54.00 -11.76 28.49 34.81 11.10 32.16 300 33 AVERAGE	Blank

Mode	4	
	Harmonic	
	U-NII-2A_5.25-5.35_802.11a_CH52_5260MHz	
ANT	CDD 9+15	
Pol.	Horizontal	Vertical
Peak Avg	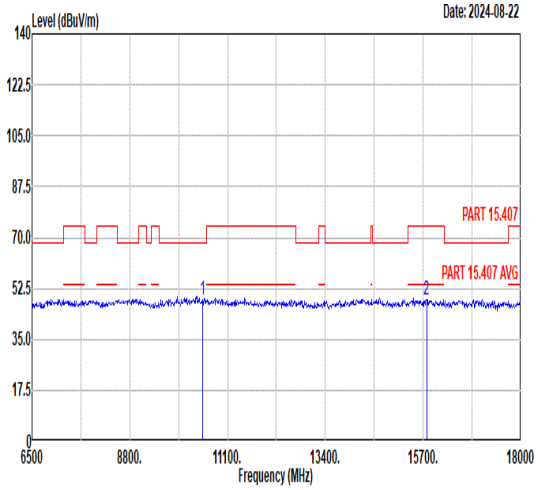 Freq Level Limit Line Margin Read Level Ant Factor Cable Loss Preamp Factor APos TPos Remark MHz dBuV/m dBuV/m dB dBuV dB/m dB dB cm deg 1 10520.00 48.70 68.30 -19.60 45.75 39.50 14.25 50.80 -- -- Peak 2 15780.00 48.76 74.00 -25.24 41.38 41.97 17.04 51.63 -- -- Peak	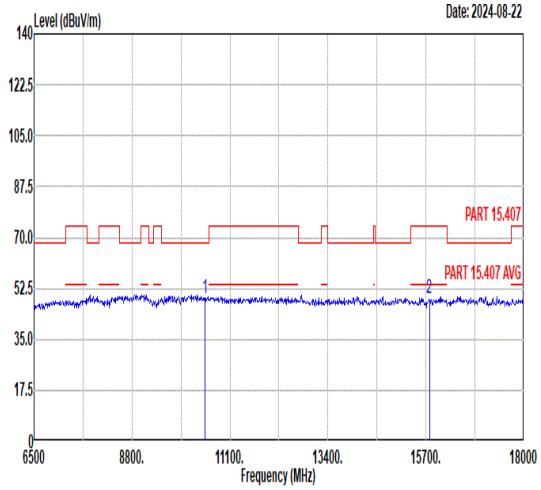 Freq Level Limit Line Margin Read Level Ant Factor Cable Loss Preamp Factor APos TPos Remark MHz dBuV/m dBuV/m dB dBuV dB/m dB dB cm deg 1 10520.00 49.10 68.30 -19.20 46.15 39.50 14.25 50.80 -- -- Peak 2 15780.00 48.93 74.00 -25.07 41.55 41.97 17.04 51.63 -- -- Peak

Mode	5	
	Harmonic	
	U-NII-2A_5.25-5.35_802.11a_CH60_5300MHz	
ANT	CDD 9+15	
Pol.	Horizontal	Vertical
Peak Avg	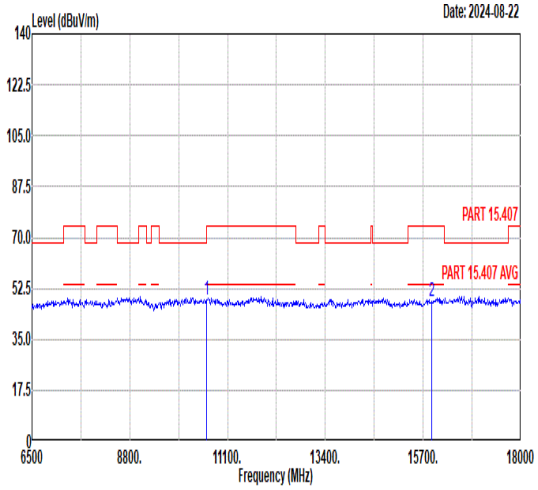 Freq Level Limit Line Margin Read Level Ant Factor Cable Loss Preamp Factor APos TPos Remark MHz dBuV/m dBuV/m dB dBuV dB/m dB dB cm deg 1 10600.00 48.59 74.00 -25.41 45.61 39.48 14.30 50.80 -- -- Peak 2 15900.00 48.20 74.00 -25.80 40.74 42.04 17.14 51.72 -- -- Peak	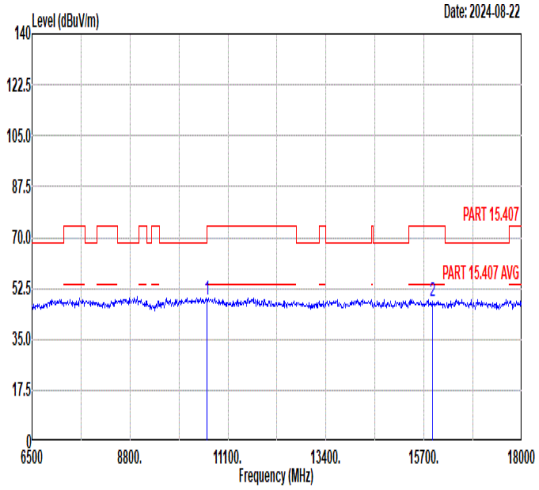 Freq Level Limit Line Margin Read Level Ant Factor Cable Loss Preamp Factor APos TPos Remark MHz dBuV/m dBuV/m dB dBuV dB/m dB dB cm deg 1 10600.00 48.84 74.00 -25.16 45.86 39.48 14.30 50.80 -- -- Peak 2 15900.00 47.95 74.00 -26.05 40.49 42.04 17.14 51.72 -- -- Peak

Mode	6	
	Band Edge	
	U-NII-2A_5.25-5.35_802.11a_CH64_5320MHz	
ANT	CDD 9+15	
Pol.	Horizontal	Fundamental
Peak	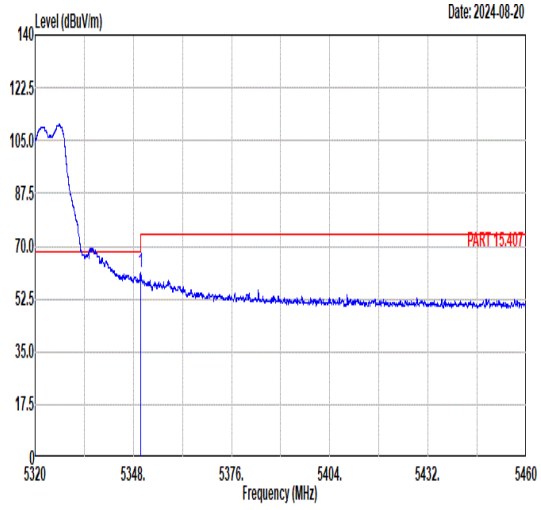 Freq Level Limit Line Margin (dB) Read Level Ant Factor Cable Loss Preamp Factor APos TPos Remark 1 5350.04 61.33 74.00 -12.67 47.59 34.83 10.94 32.03 245 338 PEAK	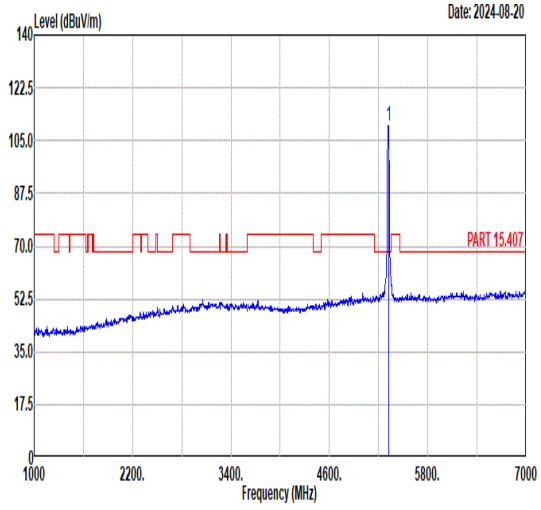 Freq Level Limit Line Margin (dB) Read Level Ant Factor Cable Loss Preamp Factor APos TPos Remark 1 5320.00 110.04 ------ ------ 96.24 34.84 10.96 32.00 245 338 PEAK
Avg	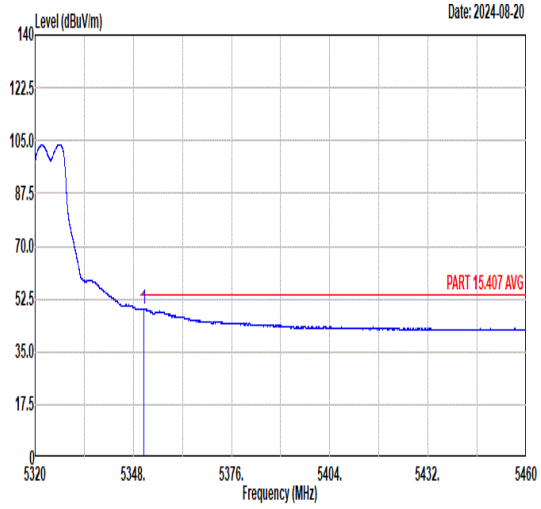 Freq Level Limit Line Margin (dB) Read Level Ant Factor Cable Loss Preamp Factor APos TPos Remark 1 5350.88 49.31 54.00 -4.69 35.57 34.83 10.94 32.03 245 338 AVERAGE	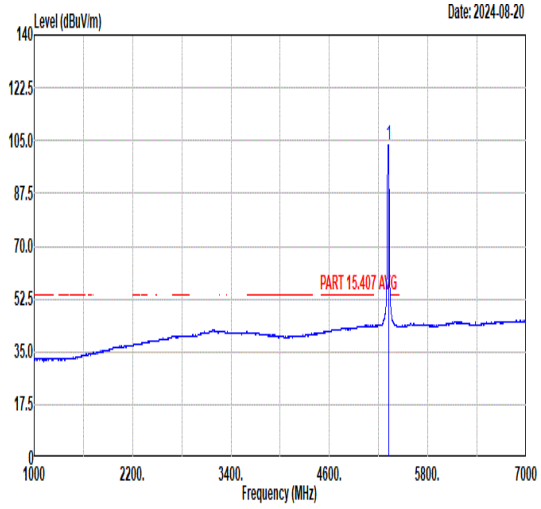 Freq Level Limit Line Margin (dB) Read Level Ant Factor Cable Loss Preamp Factor APos TPos Remark 1 5320.00 103.58 ------ ------ 89.78 34.84 10.96 32.00 245 338 AVERAGE

Mode	6	
	Band Edge	
	U-NII-2A_5.25-5.35_802.11a_CH64_5320MHz	
ANT	CDD 9+15	
Pol.	Vertical	Fundamental
Peak	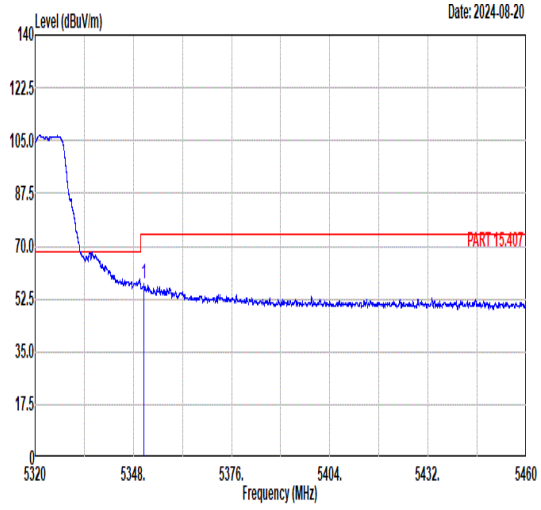 Freq Level Limit Line Margin (dB) Read Level Ant Factor Cable Loss Preamp Factor APos TPos Remark 1 5351.01 57.47 74.00 -16.53 43.73 34.83 10.94 32.03 240 337 PEAK	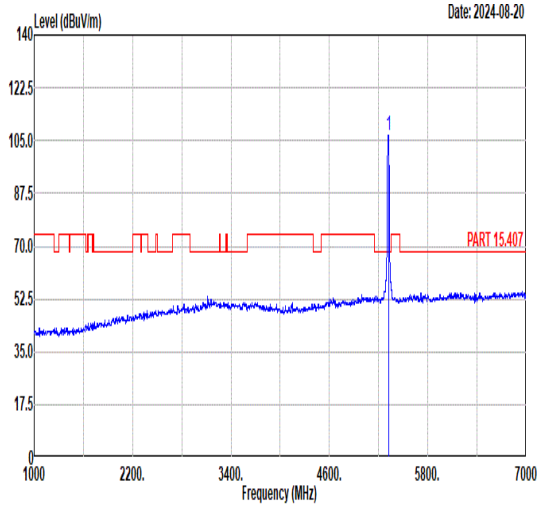 Freq Level Limit Line Margin (dB) Read Level Ant Factor Cable Loss Preamp Factor APos TPos Remark 1 5320.00 106.75 ------ ------ 92.95 34.84 10.96 32.00 240 337 PEAK
Avg	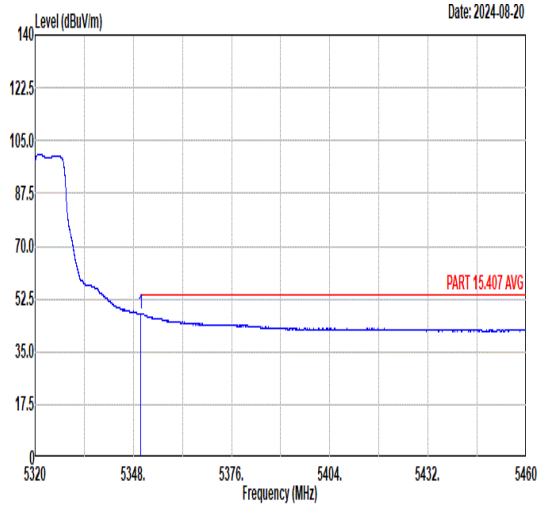 Freq Level Limit Line Margin (dB) Read Level Ant Factor Cable Loss Preamp Factor APos TPos Remark 1 5350.00 47.60 54.00 -6.40 33.86 34.83 10.94 32.03 240 337 AVERAGE	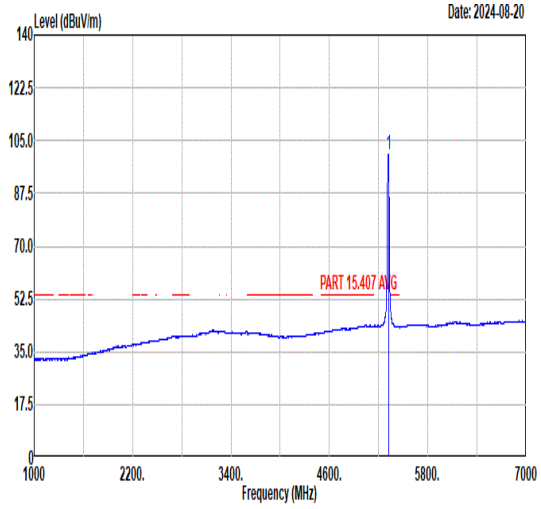 Freq Level Limit Line Margin (dB) Read Level Ant Factor Cable Loss Preamp Factor APos TPos Remark 1 5320.00 100.23 ------ ------ 86.41 34.84 10.97 31.99 240 337 AVERAGE

Mode	6	
	Harmonic	
	U-NII-2A_5.25-5.35_802.11a_CH64_5320MHz	
ANT	CDD 9+15	
Pol.	Horizontal	Vertical
Peak Avg	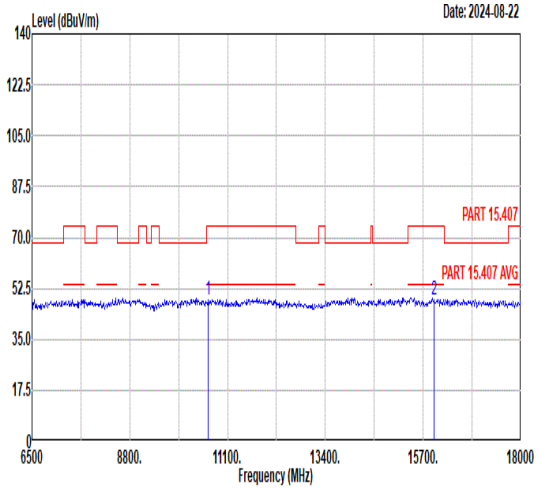 Freq Level Limit Line Margin Read Level Ant Factor Cable Loss Preamp Factor APos TPos Remark MHz dBuV/m dBuV/m dB dBuV dB/m dB dB cm deg 1 10640.00 48.50 74.00 -25.50 45.51 39.47 14.32 50.80 -- -- Peak 2 15960.00 48.37 74.00 -25.63 40.87 42.08 17.19 51.77 -- -- Peak	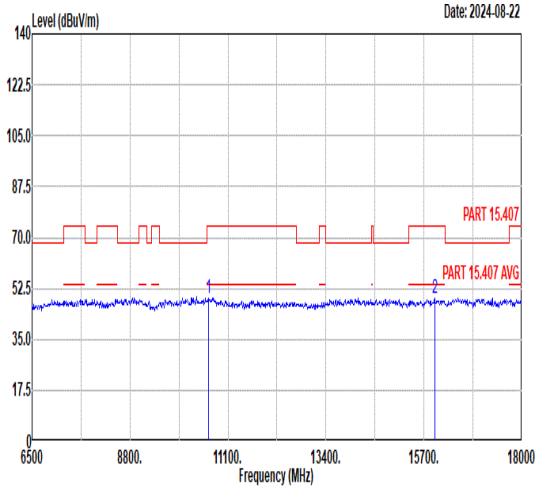 Freq Level Limit Line Margin Read Level Ant Factor Cable Loss Preamp Factor APos TPos Remark MHz dBuV/m dBuV/m dB dBuV dB/m dB dB cm deg 1 10640.00 48.94 74.00 -25.06 45.95 39.47 14.32 50.80 -- -- Peak 2 15960.00 48.92 74.00 -25.08 41.42 42.08 17.19 51.77 -- -- Peak

Mode	7	
	Band Edge	
	U-NII-2C_5.47-5.725_802.11a_CH100_5500MHz	
ANT	CDD 9+15	
Pol.	Horizontal	Fundamental
Peak	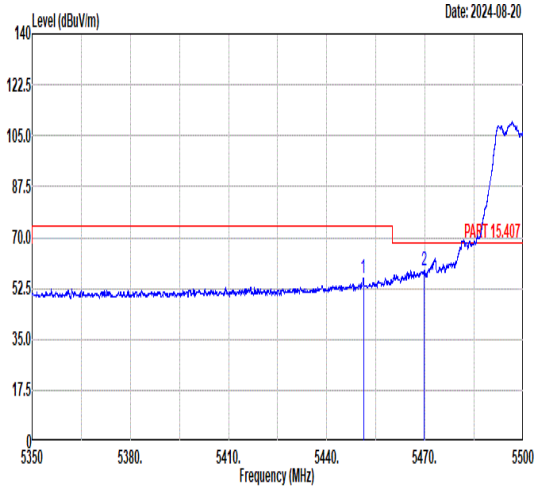 Freq Level Limit Line Margin (dB) Read Level Ant Factor Cable Loss Preamp Factor APos TPos Remark MHz dBuV/m dBuV/m dBuV dB/m dB dB cm deg 1 5451.18 55.91 74.00 -18.09 42.17 34.81 11.08 32.15 328 313 PEAK 2 5469.79 58.56 68.30 -9.74 44.77 34.81 11.16 32.18 328 313 PEAK	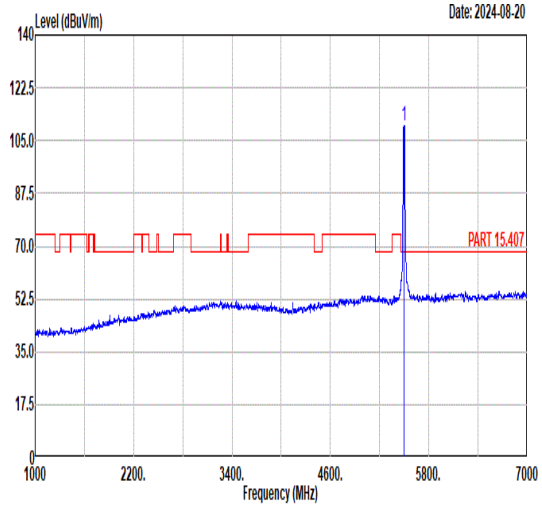 Freq Level Limit Line Margin (dB) Read Level Ant Factor Cable Loss Preamp Factor APos TPos Remark MHz dBuV/m dBuV/m dBuV dB/m dB dB cm deg 1 5500.00 110.07 ------ ------ 96.17 34.81 11.30 32.21 328 313 PEAK
Avg	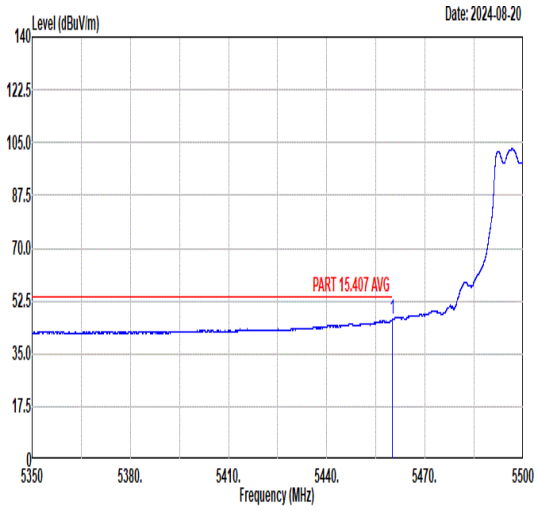 Freq Level Limit Line Margin (dB) Read Level Ant Factor Cable Loss Preamp Factor APos TPos Remark MHz dBuV/m dBuV/m dBuV dB/m dB dB cm deg 1 5460.00 46.25 54.00 -7.75 32.49 34.81 11.12 32.17 328 313 AVERAGE	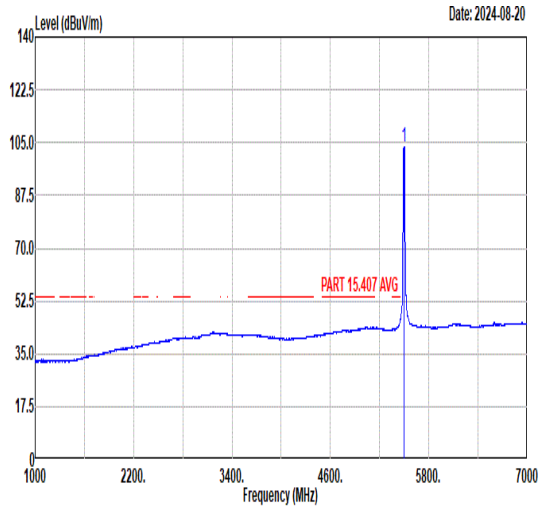 Freq Level Limit Line Margin (dB) Read Level Ant Factor Cable Loss Preamp Factor APos TPos Remark MHz dBuV/m dBuV/m dBuV dB/m dB dB cm deg 1 5500.00 103.53 ------ ------ 89.63 34.81 11.30 32.21 328 313 AVERAGE

Mode	7	
	Band Edge	
	U-NII-2C_5.47-5.725_802.11a_CH100_5500MHz	
ANT	CDD 9+15	
Pol.	Vertical	Fundamental
Peak	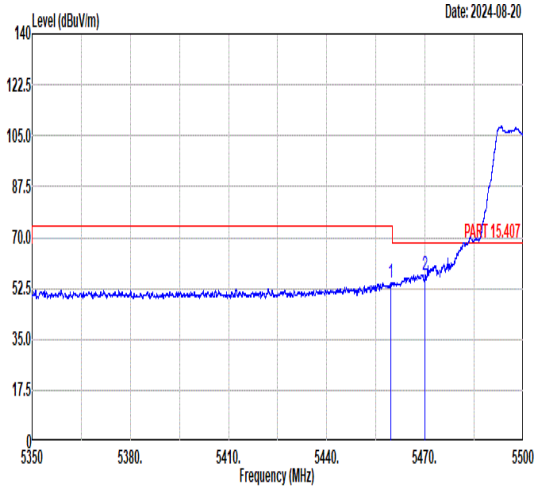 Freq Level Limit Line Margin (dB) Read Level Ant Factor Cable Loss Preamp Factor APos TPos Remark MHz dBuV/m dBuV/m dBuV dB/m dB dB cm deg 1 5459.43 54.29 74.00 -19.71 40.52 34.81 11.12 32.16 365 8 PEAK 2 5470.00 57.26 68.30 -11.04 43.47 34.81 11.16 32.18 365 8 PEAK	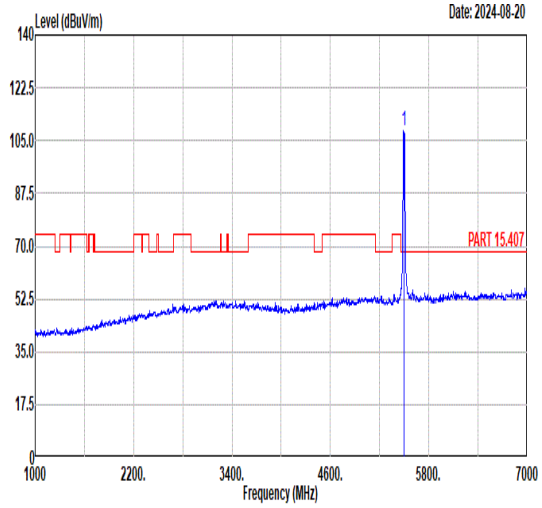 Freq Level Limit Line Margin (dB) Read Level Ant Factor Cable Loss Preamp Factor APos TPos Remark MHz dBuV/m dBuV/m dBuV dB/m dB dB cm deg 1 5500.00 108.14 ------ ------ 94.29 34.80 11.25 32.20 365 8 PEAK
Avg	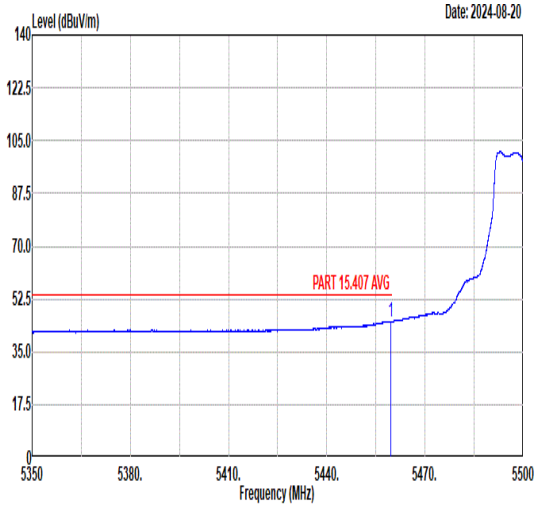 Freq Level Limit Line Margin (dB) Read Level Ant Factor Cable Loss Preamp Factor APos TPos Remark MHz dBuV/m dBuV/m dBuV dB/m dB dB cm deg 1 5459.59 45.15 54.00 -8.85 31.38 34.81 11.12 32.16 365 8 AVERAGE	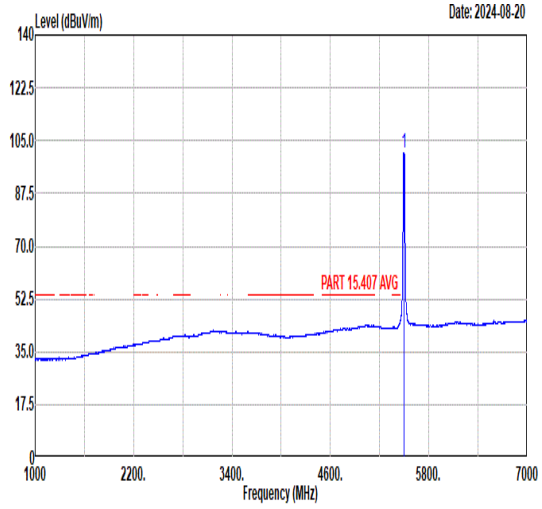 Freq Level Limit Line Margin (dB) Read Level Ant Factor Cable Loss Preamp Factor APos TPos Remark MHz dBuV/m dBuV/m dBuV dB/m dB dB cm deg 1 5500.00 101.13 ------ ------ 87.28 34.80 11.25 32.20 365 8 AVERAGE

Mode	7	
	Harmonic	
	U-NII-2C_5.47-5.725_802.11a_CH100_5500MHz	
ANT	CDD 9+15	
Pol.	Horizontal	Vertical
Peak Avg	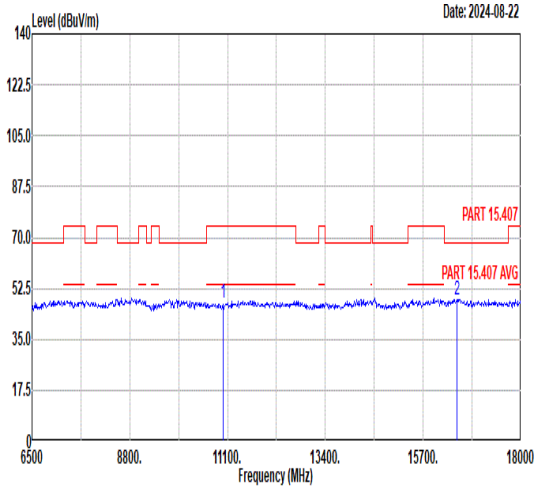 Freq Level Limit Line Margin Read Level Ant Factor Cable Loss Preamp Factor APos TPos Remark MHz dBuV/m dBuV/m dB dBuV dB/m dB dB cm deg 1 11000.00 47.59 74.00 -26.41 44.45 39.40 14.54 50.80 -- -- Peak 2 16500.00 48.75 68.30 -19.55 40.79 42.40 17.36 51.80 -- -- Peak	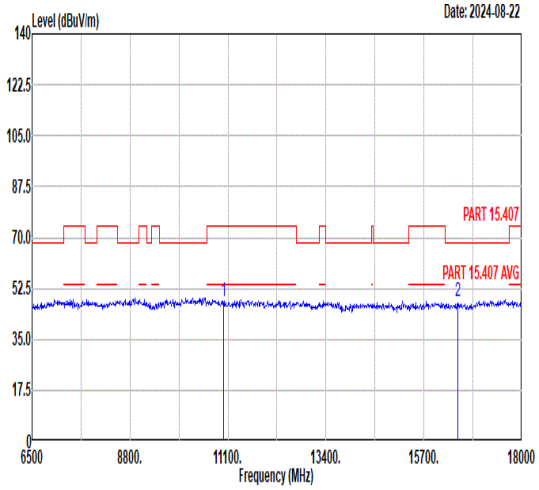 Freq Level Limit Line Margin Read Level Ant Factor Cable Loss Preamp Factor APos TPos Remark MHz dBuV/m dBuV/m dB dBuV dB/m dB dB cm deg 1 11000.00 48.28 74.00 -25.72 45.14 39.40 14.54 50.80 -- -- Peak 2 16500.00 48.15 68.30 -20.15 40.19 42.40 17.36 51.80 -- -- Peak

Mode	8	
	Harmonic	
	U-NII-2C_5.47-5.725_802.11a_CH116_5580MHz	
ANT	CDD 9+15	
Pol.	Horizontal	Vertical
Peak Avg	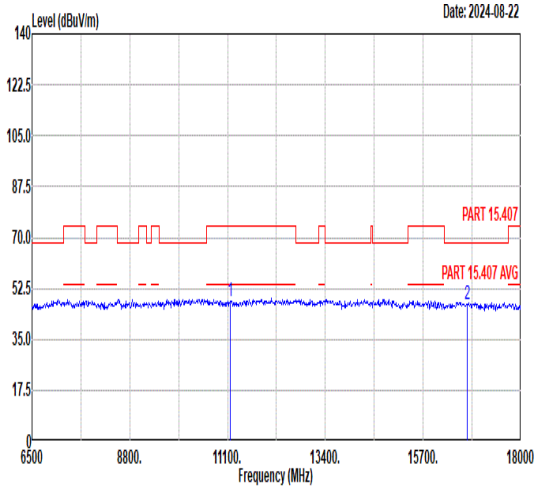 Freq Level Limit Line Margin Read Level Ant Factor Cable Loss Preamp Factor APos TPos Remark MHz dBuV/m dBuV/m dB dBuV dB/m dB dB cm deg 1 11160.00 48.02 74.00 -25.98 44.62 39.53 14.64 50.77 -- -- Peak 2 16740.00 47.27 68.30 -21.03 39.14 42.45 17.43 51.75 -- -- Peak	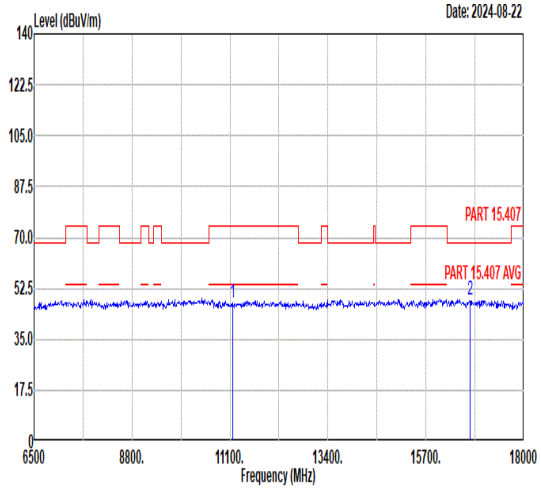 Freq Level Limit Line Margin Read Level Ant Factor Cable Loss Preamp Factor APos TPos Remark MHz dBuV/m dBuV/m dB dBuV dB/m dB dB cm deg 1 11160.00 47.54 74.00 -26.46 44.14 39.53 14.64 50.77 -- -- Peak 2 16740.00 48.63 68.30 -19.67 40.50 42.45 17.43 51.75 -- -- Peak

Mode	9	
	Band Edge	
	U-NII-2C_5.47-5.725_802.11a_CH140_5700MHz	
ANT	CDD 9+15	
Pol.	Horizontal	Fundamental
Peak	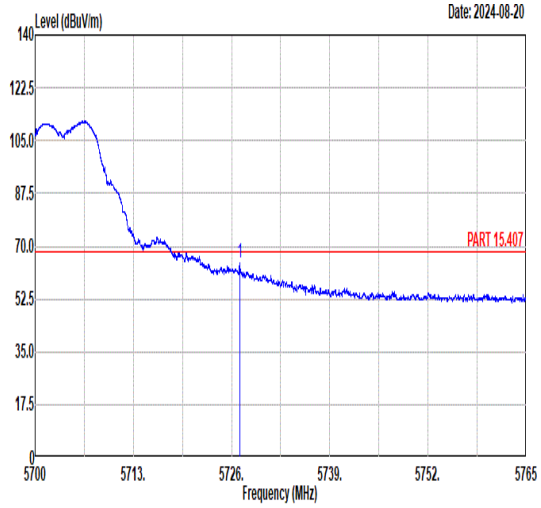 Freq Level Limit Line Margin Read Level Ant Factor Cable Loss Preamp Factor APos TPos Remark MHz dBuV/m dBuV/m dB dBuV dB/m dB dB cm deg 1 5727.07 64.20 68.30 -4.10 49.82 35.12 11.65 32.39 367 311 PEAK	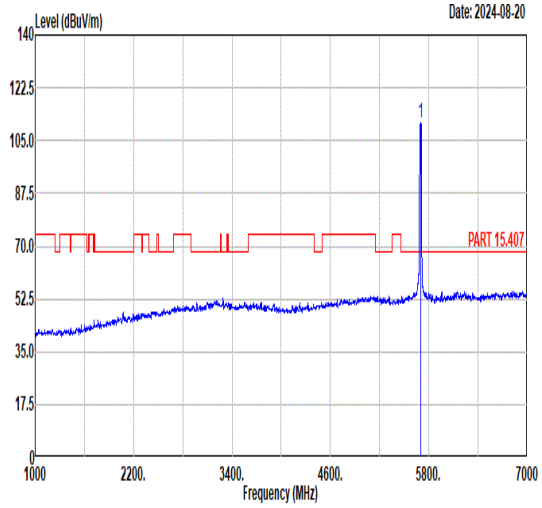 Freq Level Limit Line Margin Read Level Ant Factor Cable Loss Preamp Factor APos TPos Remark MHz dBuV/m dBuV/m dB dBuV dB/m dB dB cm deg 1 5700.00 111.15 ------ ------ 96.78 35.08 11.66 32.37 367 311 PEAK
Avg	Blank	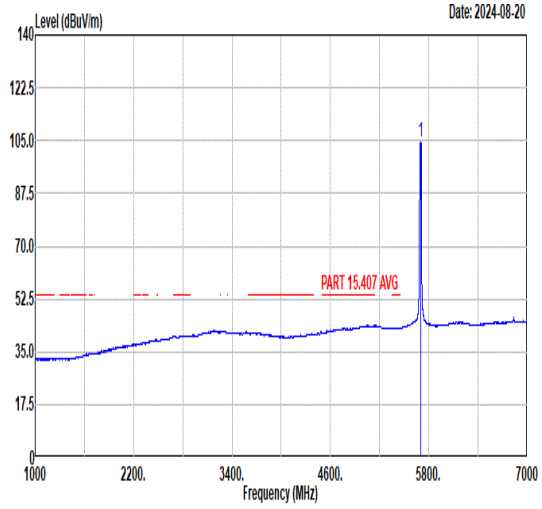 Freq Level Limit Line Margin Read Level Ant Factor Cable Loss Preamp Factor APos TPos Remark MHz dBuV/m dBuV/m dB dBuV dB/m dB dB cm deg 1 5700.00 104.49 ------ ------ 90.12 35.08 11.66 32.37 367 311 AVERAGE

Mode	9	
	Band Edge	
	U-NII-2C_5.47-5.725_802.11a_CH140_5700MHz	
ANT	CDD 9+15	
Pol.	Vertical	Fundamental
Peak	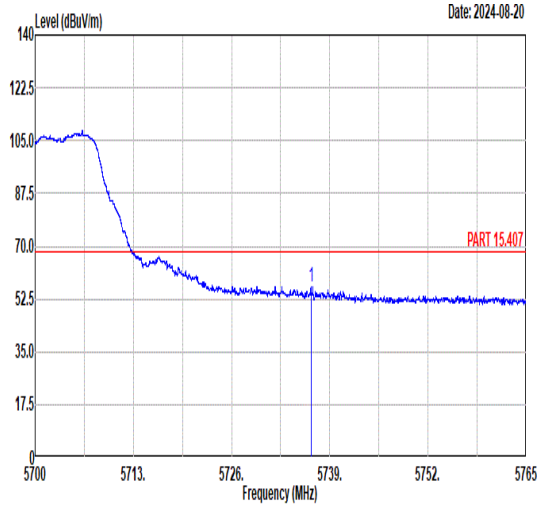 Freq Level Limit Line Margin Read Level Ant Factor Cable Loss Preamp Factor APos TPos Remark MHz dBuV/m dBuV/m dB dBuV dB/m dB dB cm deg 1 5736.50 56.78 68.30 -11.52 42.39 35.13 11.65 32.39 347 340 PEAK	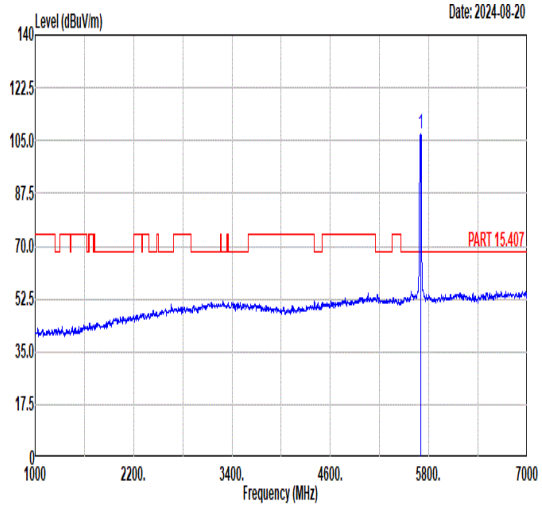 Freq Level Limit Line Margin Read Level Ant Factor Cable Loss Preamp Factor APos TPos Remark MHz dBuV/m dBuV/m dB dBuV dB/m dB dB cm deg 1 5700.00 107.11 ------ ------ 92.74 35.08 11.66 32.37 347 340 PEAK
Avg	Blank	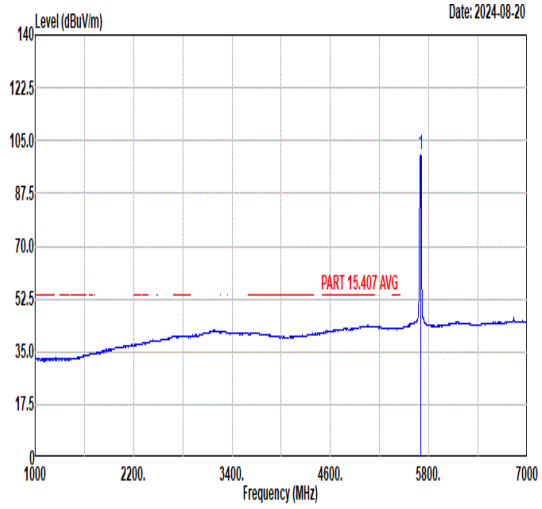 Freq Level Limit Line Margin Read Level Ant Factor Cable Loss Preamp Factor APos TPos Remark MHz dBuV/m dBuV/m dB dBuV dB/m dB dB cm deg 1 5700.00 100.48 ------ ------ 86.11 35.08 11.66 32.37 347 340 AVERAGE

Mode	9	
	Harmonic	
	U-NII-2C_5.47-5.725_802.11a_CH140_5700MHz	
ANT	CDD 9+15	
Pol.	Horizontal	Vertical
Peak Avg	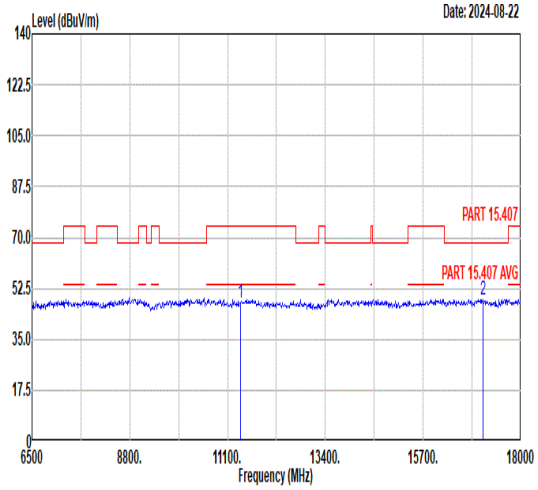 Freq Level Limit Line Margin Read Level Ant Factor Cable Loss Preamp Factor APos TPos Remark MHz dBuV/m dBuV/m dB dBuV dB/m dB dB cm deg 1 11400.00 47.73 74.00 -26.27 43.95 39.72 14.78 50.72 -- -- Peak 2 17100.00 48.45 68.30 -19.85 40.26 42.46 17.53 51.80 -- -- Peak	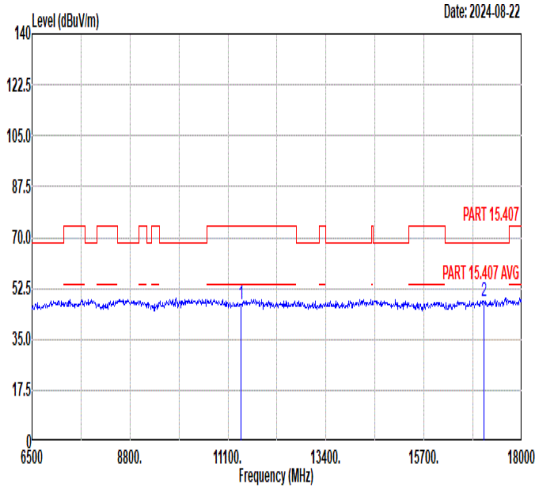 Freq Level Limit Line Margin Read Level Ant Factor Cable Loss Preamp Factor APos TPos Remark MHz dBuV/m dBuV/m dB dBuV dB/m dB dB cm deg 1 11400.00 47.12 74.00 -26.88 43.34 39.72 14.78 50.72 -- -- Peak 2 17100.00 48.15 68.30 -20.15 39.96 42.46 17.53 51.80 -- -- Peak

Mode	10	
	Band Edge	
	U-NII-1_5.15-5.25_802.11be EHT20_CH36_Full_5180MHz	
ANT	CDD 9+15	
Pol.	Horizontal	Fundamental
Peak	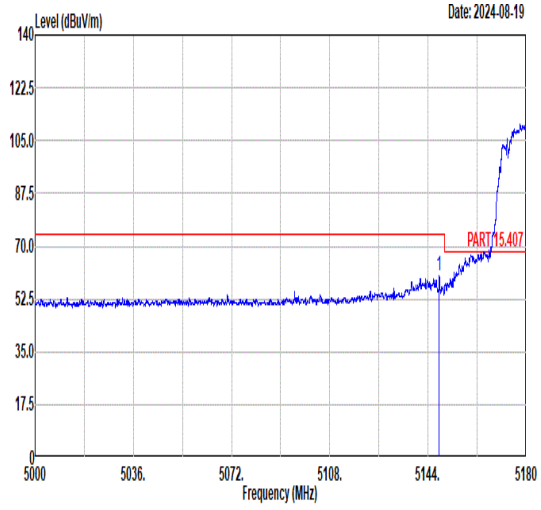 Freq Level Limit Line Margin Read Level Ant Factor Cable Loss Preamp Factor APos TPos Remark MHz dBuV/m dBuV/m dB dBuV dB/m dB dB cm deg 1 5148.05 60.05 74.00 -13.95 45.87 34.87 11.09 31.78 169 311 PEAK	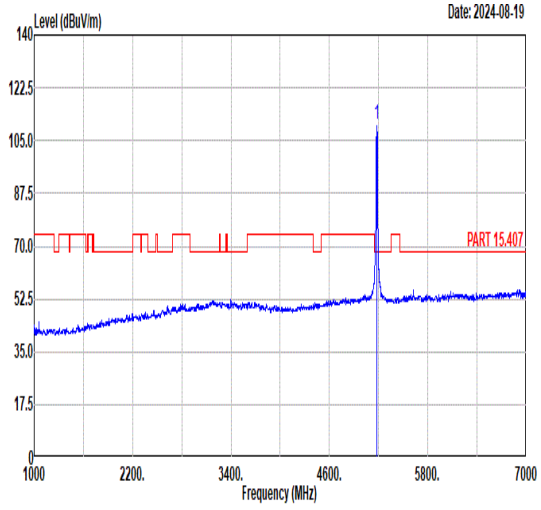 Freq Level Limit Line Margin Read Level Ant Factor Cable Loss Preamp Factor APos TPos Remark MHz dBuV/m dBuV/m dB dBuV dB/m dB dB cm deg 1 5180.00 110.20 ------ ------ 96.09 34.86 11.07 31.82 169 311 PEAK
Avg	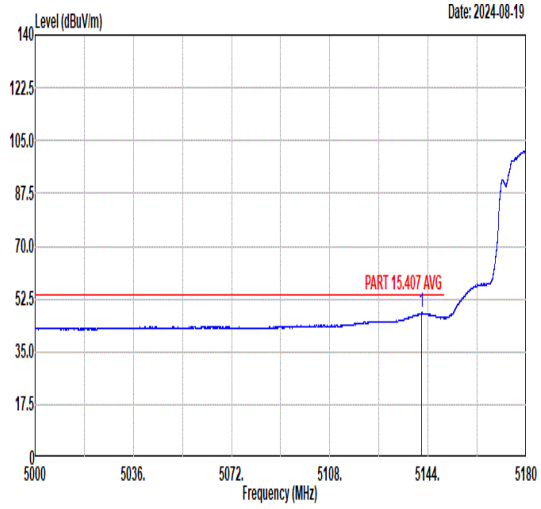 Freq Level Limit Line Margin Read Level Ant Factor Cable Loss Preamp Factor APos TPos Remark MHz dBuV/m dBuV/m dB dBuV dB/m dB dB cm deg 1 5141.75 48.06 54.00 -5.94 33.87 34.87 11.09 31.77 169 311 AVERAGE	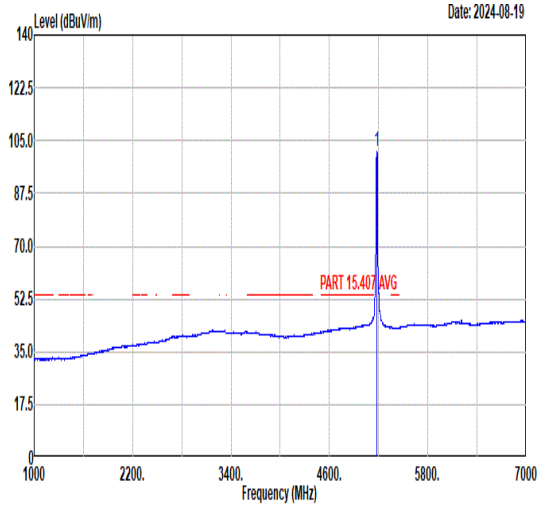 Freq Level Limit Line Margin Read Level Ant Factor Cable Loss Preamp Factor APos TPos Remark MHz dBuV/m dBuV/m dB dBuV dB/m dB dB cm deg 1 5180.00 101.23 ------ ------ 87.12 34.86 11.07 31.82 169 311 AVERAGE

Mode	10	
	Band Edge	
	U-NII-1_5.15-5.25_802.11be EHT20_CH36_Full_5180MHz	
ANT	CDD 9+15	
Pol.	Vertical	Fundamental
Peak	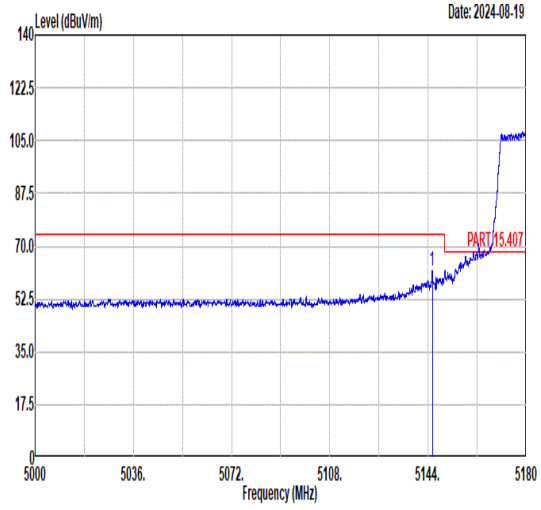 Freq Level Limit Line Margin Read Level Ant Factor Cable Loss Preamp Factor APos TPos Remark MHz dBuV/m dBuV/m dB dBuV dB/m dB dB cm deg 1 5145.55 61.96 74.00 -12.04 47.78 34.87 11.09 31.78 294 2 PEAK	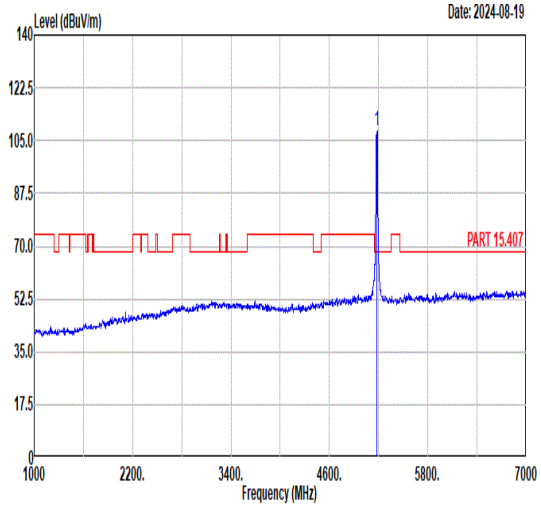 Freq Level Limit Line Margin Read Level Ant Factor Cable Loss Preamp Factor APos TPos Remark MHz dBuV/m dBuV/m dB dBuV dB/m dB dB cm deg 1 5180.00 108.40 ------ ------ 94.29 34.86 11.07 31.82 294 2 PEAK
Avg	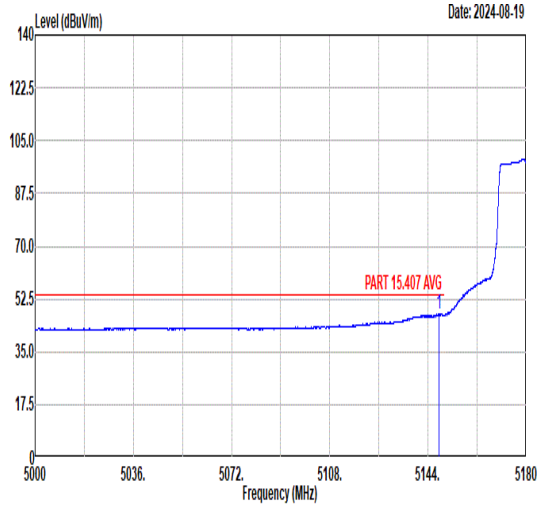 Freq Level Limit Line Margin Read Level Ant Factor Cable Loss Preamp Factor APos TPos Remark MHz dBuV/m dBuV/m dB dBuV dB/m dB dB cm deg 1 5147.89 47.74 54.00 -6.26 33.56 34.87 11.09 31.78 294 2 AVERAGE	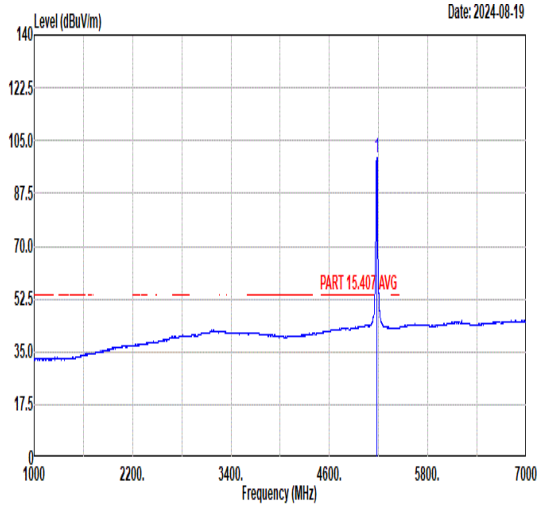 Freq Level Limit Line Margin Read Level Ant Factor Cable Loss Preamp Factor APos TPos Remark MHz dBuV/m dBuV/m dB dBuV dB/m dB dB cm deg 1 5180.00 99.54 ------ ------ 85.43 34.86 11.07 31.82 294 2 AVERAGE

Mode	10	
	Harmonic	
	U-NII-1_5.15-5.25_802.11be EHT20_CH36_Full_5180MHz	
ANT	CDD 9+15	
Pol.	Horizontal	Vertical
Peak Avg	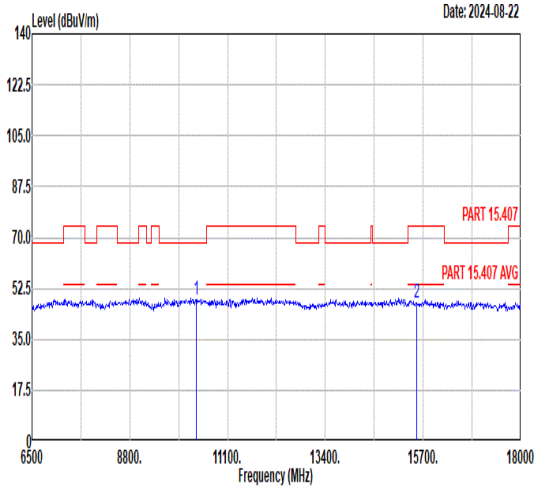 Freq Level Limit Line Margin Read Level Ant Factor Cable Loss Preamp Factor APos TPos Remark MHz dBuV/m dBuV/m dB dBuV dB/m dB dB cm deg 1 10360.00 48.53 68.30 -19.77 45.71 39.44 14.15 50.77 -- -- Peak 2 15540.00 47.53 74.00 -26.47 40.29 41.82 16.85 51.43 -- -- Peak	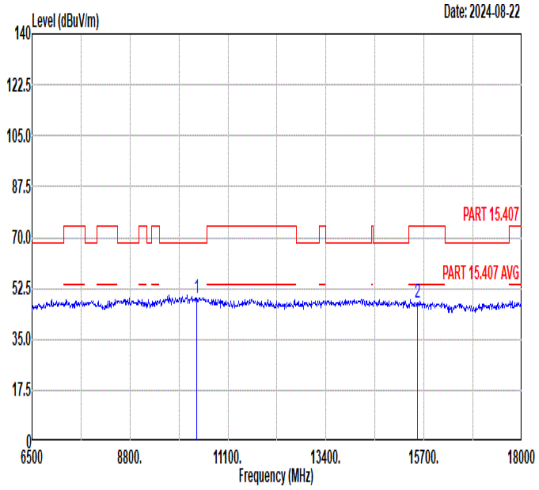 Freq Level Limit Line Margin Read Level Ant Factor Cable Loss Preamp Factor APos TPos Remark MHz dBuV/m dBuV/m dB dBuV dB/m dB dB cm deg 1 10360.00 48.97 68.30 -19.33 46.15 39.44 14.15 50.77 -- -- Peak 2 15540.00 47.62 74.00 -26.38 40.38 41.82 16.85 51.43 -- -- Peak

Mode	11	
	Harmonic	
	U-NII-1_5.15-5.25_802.11be EHT20_CH44_Full_5220MHz	
ANT	CDD 9+15	
Pol.	Horizontal	Vertical
Peak Avg	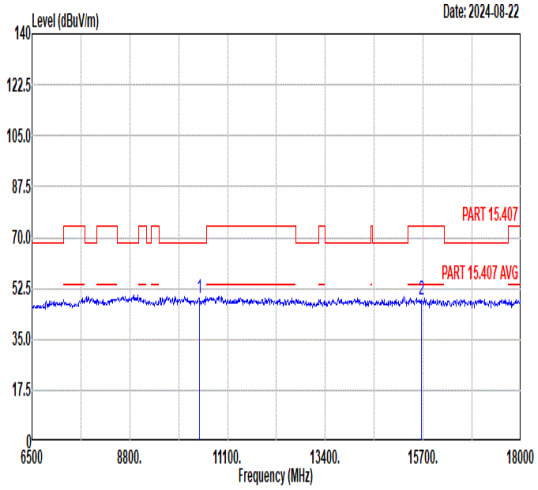 Freq Level Limit Line Margin Read Level Ant Factor Cable Loss Preamp Factor APos TPos Remark MHz dBuV/m dBuV/m dB dBuV dB/m dB dB cm deg 1 10440.00 49.08 68.30 -19.22 46.19 39.48 14.20 50.79 -- -- Peak 2 15660.00 48.46 74.00 -25.54 41.15 41.90 16.94 51.53 -- -- Peak	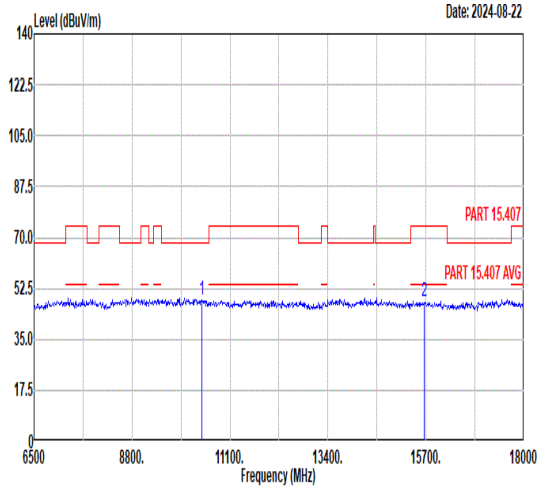 Freq Level Limit Line Margin Read Level Ant Factor Cable Loss Preamp Factor APos TPos Remark MHz dBuV/m dBuV/m dB dBuV dB/m dB dB cm deg 1 10440.00 48.47 68.30 -19.83 45.58 39.48 14.20 50.79 -- -- Peak 2 15660.00 48.16 74.00 -25.84 40.85 41.90 16.94 51.53 -- -- Peak

Mode	12	
	Band Edge - L	
	U-NII-1_5.15-5.25_802.11be EHT20_CH48_Full_5240MHz	
ANT	CDD 9+15	
Pol.	Horizontal	Fundamental
Peak	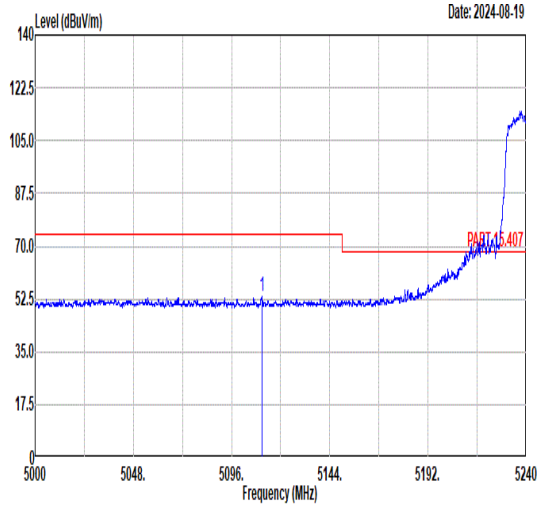 Freq Level Limit Line Margin (dB) Read Level Ant Factor Cable Loss Preamp Factor APos TPos Remark 1 5110.76 53.20 74.00 -20.80 38.94 34.88 11.11 31.73 385 80 PEAK	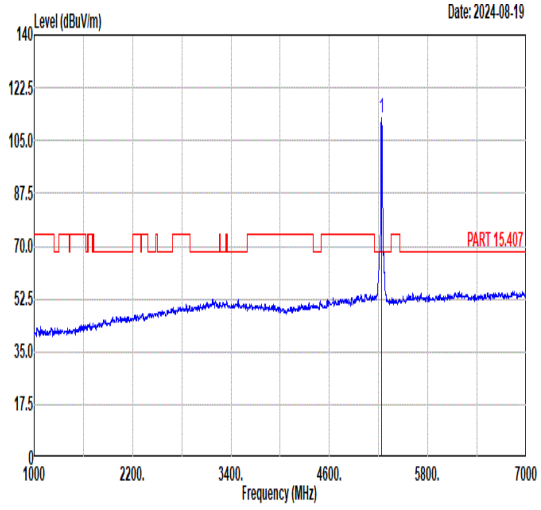 Freq Level Limit Line Margin (dB) Read Level Ant Factor Cable Loss Preamp Factor APos TPos Remark 1 5240.00 112.32 ------ ------ 98.32 34.85 11.03 31.88 385 80 PEAK
Avg	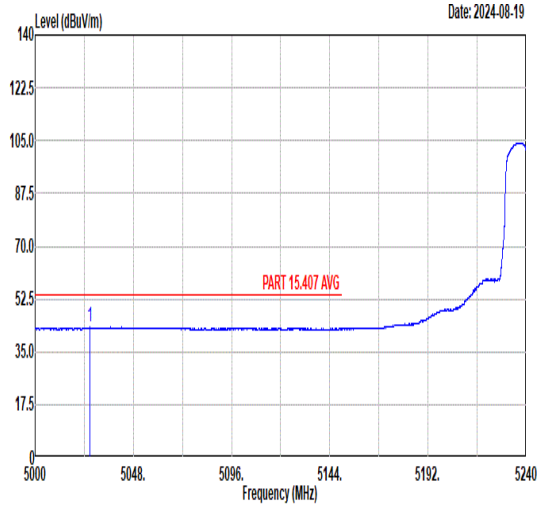 Freq Level Limit Line Margin (dB) Read Level Ant Factor Cable Loss Preamp Factor APos TPos Remark 1 5026.76 43.16 54.00 -10.84 28.75 34.89 11.15 31.63 385 80 AVERAGE	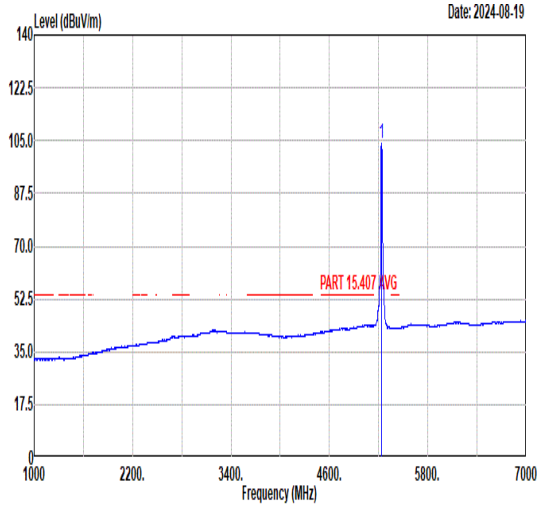 Freq Level Limit Line Margin (dB) Read Level Ant Factor Cable Loss Preamp Factor APos TPos Remark 1 5240.00 104.00 ------ ------ 90.00 34.85 11.03 31.88 385 80 AVERAGE

Mode	12	
	Band Edge - R	
	U-NII-1_5.15-5.25_802.11be EHT20_CH48_Full_5240MHz	
ANT	CDD 9+15	
Pol.	Horizontal	Fundamental
Peak	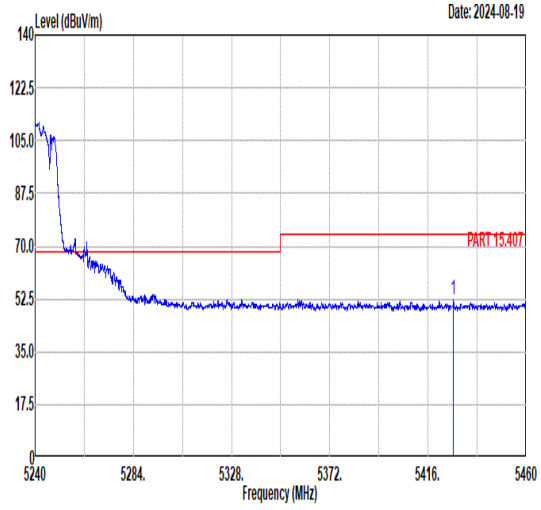 Freq Level Limit Line Margin (dB) Read Level Ant Factor Cable Loss Preamp Factor APos TPos Remark MHz dBuV/m dBuV/m dBuV dB/m dB dB cm deg 1 5427.35 52.53 74.00 -21.47 38.86 34.81 10.98 32.12 385 80 PEAK	Blank
Avg	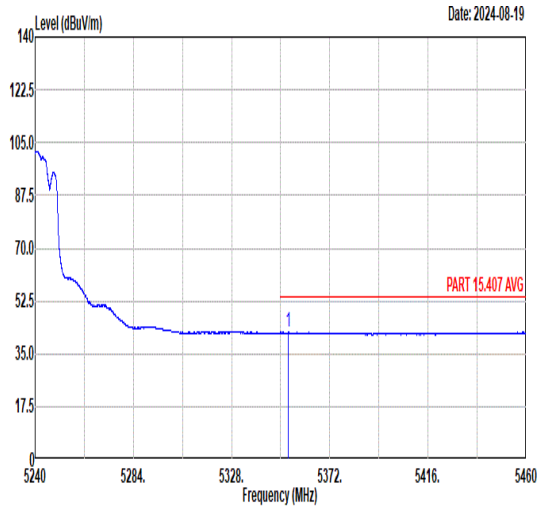 Freq Level Limit Line Margin (dB) Read Level Ant Factor Cable Loss Preamp Factor APos TPos Remark MHz dBuV/m dBuV/m dBuV dB/m dB dB cm deg 1 5353.43 42.19 54.00 -11.81 28.45 34.83 10.94 32.03 385 80 AVERAGE	Blank

Mode	12	
	Band Edge - L	
	U-NII-1_5.15-5.25_802.11be EHT20_CH48_Full_5240MHz	
ANT	CDD 9+15	
Pol.	Vertical	Fundamental
Peak	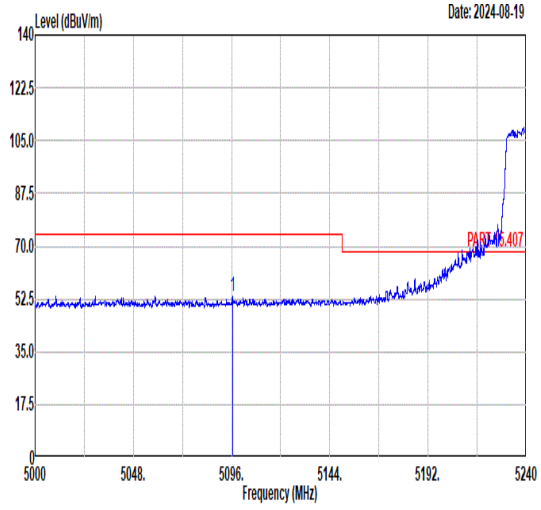 Freq Level Limit Line Margin (dB) Read Level Ant Factor Cable Loss Preamp Factor APos TPos Remark MHz dBuV/m dBuV/m dBuV dB/m dB dB cm deg 1 5096.38 53.49 74.00 -20.51 39.21 34.88 11.12 31.72 225 358 PEAK	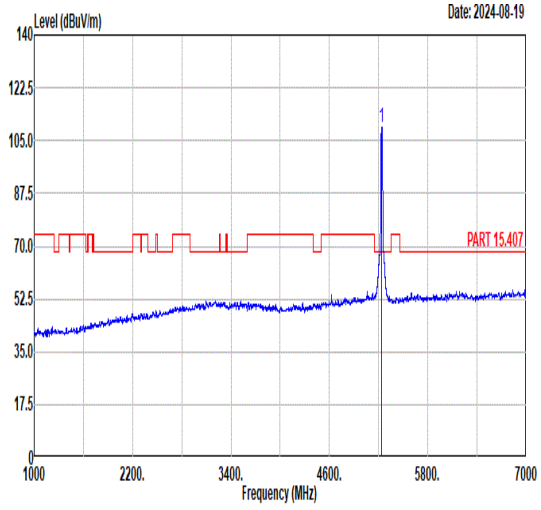 Freq Level Limit Line Margin (dB) Read Level Ant Factor Cable Loss Preamp Factor APos TPos Remark MHz dBuV/m dBuV/m dBuV dB/m dB dB cm deg 1 5240.00 109.26 ------ ------ 95.27 34.85 11.03 31.89 225 358 PEAK
Avg	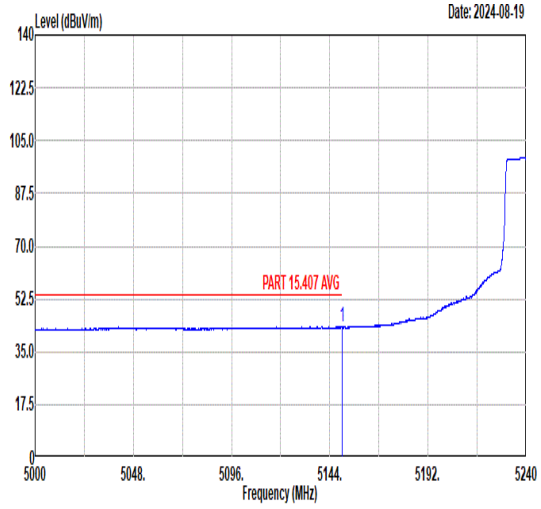 Freq Level Limit Line Margin (dB) Read Level Ant Factor Cable Loss Preamp Factor APos TPos Remark MHz dBuV/m dBuV/m dBuV dB/m dB dB cm deg 1 5149.88 43.29 54.00 -10.71 29.11 34.87 11.09 31.78 225 358 AVERAGE	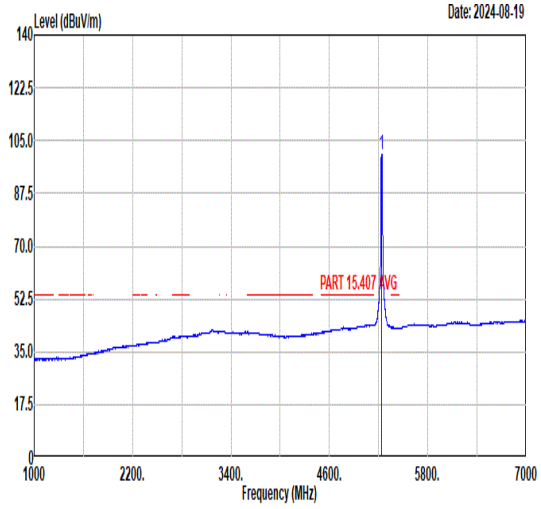 Freq Level Limit Line Margin (dB) Read Level Ant Factor Cable Loss Preamp Factor APos TPos Remark MHz dBuV/m dBuV/m dBuV dB/m dB dB cm deg 1 5240.00 100.37 ------ ------ 86.38 34.85 11.03 31.89 225 358 AVERAGE

Mode	12	
	Band Edge - R	
	U-NII-1_5.15-5.25_802.11be EHT20_CH48_Full_5240MHz	
ANT	CDD 9+15	
Pol.	Vertical	Fundamental
Peak	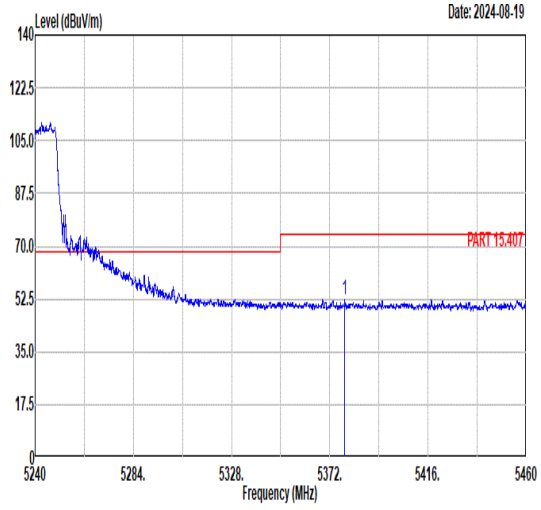 Freq Level Limit Line Margin (dB) Read Level Ant Factor Cable Loss Preamp Factor APos TPos Remark MHz dBuV/m dBuV/m dBuV dB/m dB dB cm deg 1 5378.71 52.38 74.00 -21.62 38.70 34.82 10.92 32.06 225 358 PEAK	Blank
Avg	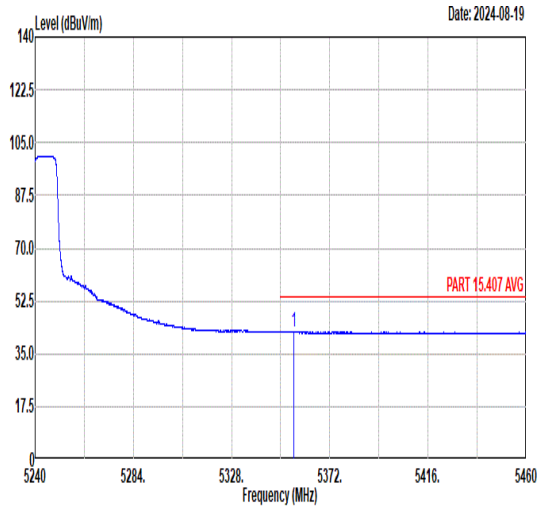 Freq Level Limit Line Margin (dB) Read Level Ant Factor Cable Loss Preamp Factor APos TPos Remark MHz dBuV/m dBuV/m dBuV dB/m dB dB cm deg 1 5355.85 42.36 54.00 -11.64 28.63 34.83 10.94 32.04 225 358 AVERAGE	Blank

Mode	12	
	Harmonic	
	U-NII-1_5.15-5.25_802.11be EHT20_CH48_Full_5240MHz	
ANT	CDD 9+15	
Pol.	Horizontal	Vertical
Peak Avg	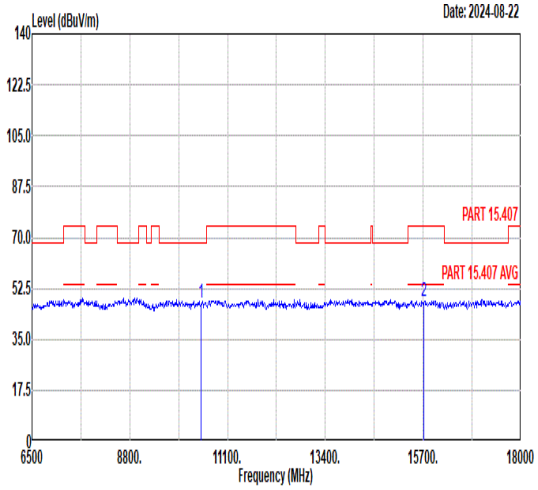 Freq Level Limit Line Margin Read Level Ant Factor Cable Loss Preamp Factor APos TPos Remark MHz dBuV/m dBuV/m dB dBuV dB/m dB dB cm deg 1 10480.00 47.40 68.30 -20.90 44.48 39.49 14.23 50.80 -- -- Peak 2 15720.00 48.09 74.00 -25.91 40.75 41.93 16.99 51.58 -- -- Peak	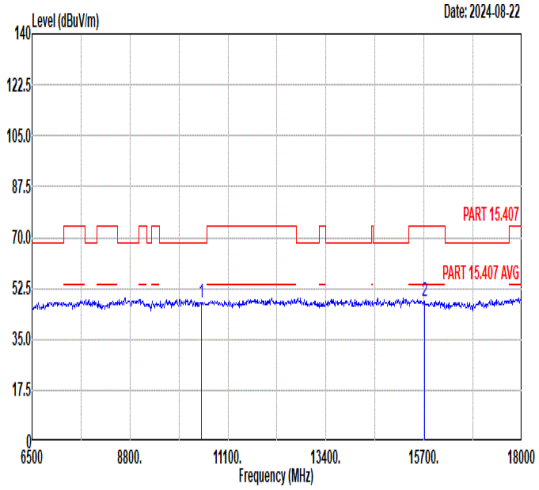 Freq Level Limit Line Margin Read Level Ant Factor Cable Loss Preamp Factor APos TPos Remark MHz dBuV/m dBuV/m dB dBuV dB/m dB dB cm deg 1 10480.00 47.30 68.30 -21.00 44.38 39.49 14.23 50.80 -- -- Peak 2 15720.00 48.22 74.00 -25.78 40.88 41.93 16.99 51.58 -- -- Peak

Mode	13	
	Band Edge - L	
	U-NII-2A_5.25-5.35_802.11be EHT20_CH52_Full_5260MHz	
ANT	CDD 9+15	
Pol.	Horizontal	Fundamental
Peak	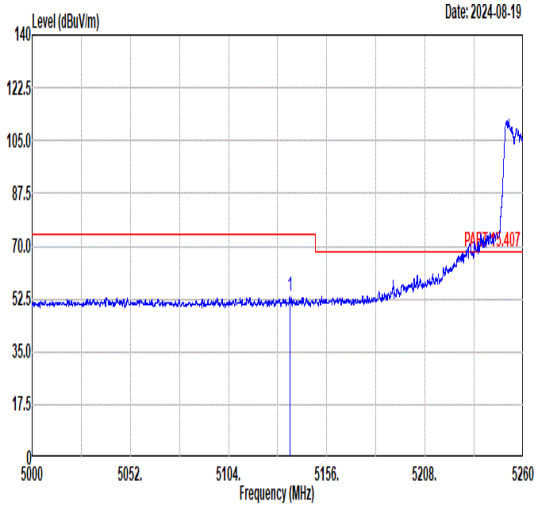 Freq Level Limit Line Margin (dB) Read Level Ant Factor Cable Loss Preamp Factor APos TPos Remark MHz dBuV/m dBuV/m dBuV dB/m dB dB cm deg 1 5136.40 53.13 74.00 -20.87 38.93 34.87 11.09 31.76 324 305 PEAK	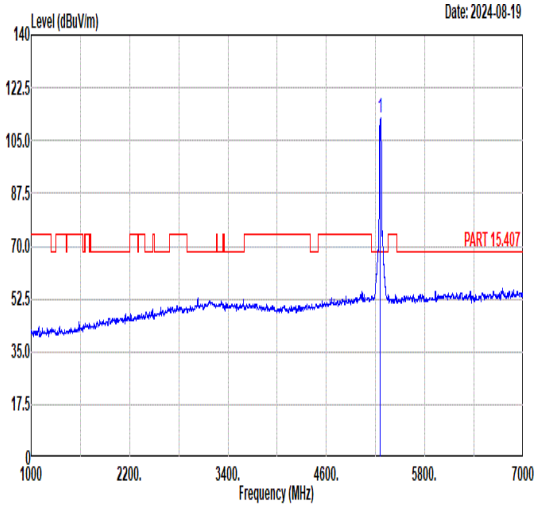 Freq Level Limit Line Margin (dB) Read Level Ant Factor Cable Loss Preamp Factor APos TPos Remark MHz dBuV/m dBuV/m dBuV dB/m dB dB cm deg 1 5260.00 112.74 ------ ------ 98.80 34.85 11.01 31.92 324 305 PEAK
Avg	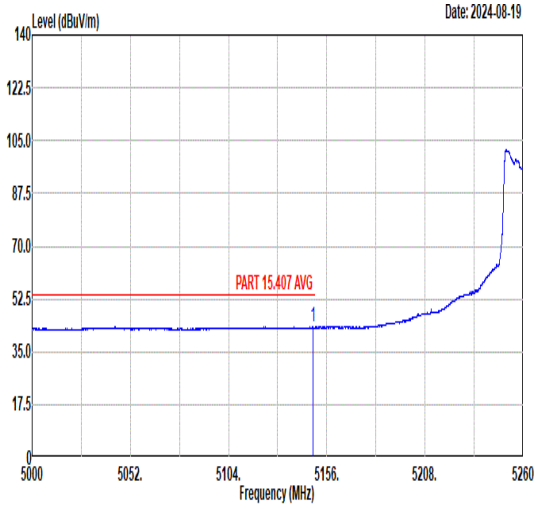 Freq Level Limit Line Margin (dB) Read Level Ant Factor Cable Loss Preamp Factor APos TPos Remark MHz dBuV/m dBuV/m dBuV dB/m dB dB cm deg 1 5148.59 43.16 54.00 -10.84 28.98 34.87 11.09 31.78 324 305 AVERAGE	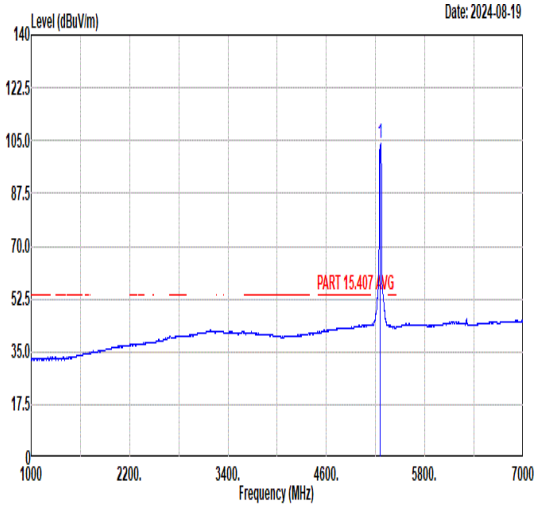 Freq Level Limit Line Margin (dB) Read Level Ant Factor Cable Loss Preamp Factor APos TPos Remark MHz dBuV/m dBuV/m dBuV dB/m dB dB cm deg 1 5260.00 104.09 ------ ------ 90.15 34.85 11.01 31.92 324 305 AVERAGE

Mode	13	
	Band Edge - R	
	U-NII-2A_5.25-5.35_802.11be EHT20_CH52_Full_5260MHz	
ANT	CDD 9+15	
Pol.	Horizontal	Fundamental
Peak	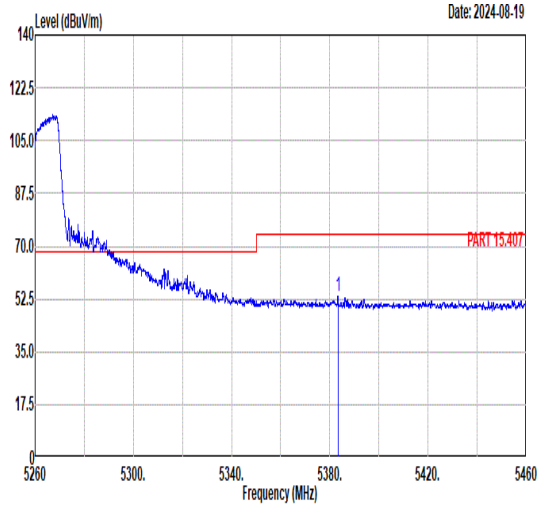 Freq Level Limit Line Margin (dB) Read Level Ant Factor Cable Loss Preamp Factor APos TPos Remark MHz dBuV/m dBuV/m dBuV dB/m dB dB cm deg 1 5383.30 53.34 74.00 -20.66 39.67 34.82 10.92 32.07 324 305 PEAK	Blank
Avg	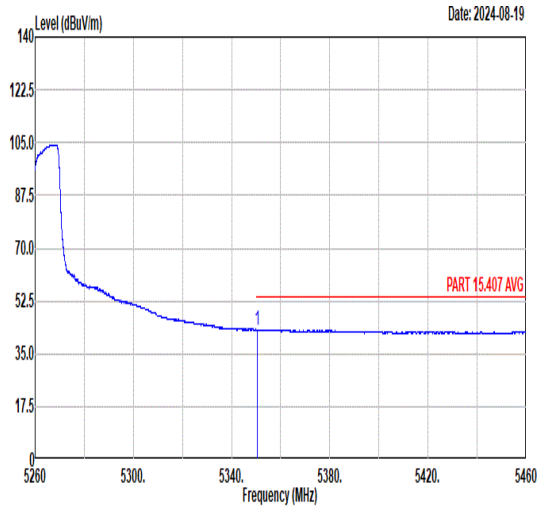 Freq Level Limit Line Margin (dB) Read Level Ant Factor Cable Loss Preamp Factor APos TPos Remark MHz dBuV/m dBuV/m dBuV dB/m dB dB cm deg 1 5350.52 43.03 54.00 -10.97 29.29 34.83 10.94 32.03 324 305 AVERAGE	Blank

Mode	13	
	Band Edge - L	
	U-NII-2A_5.25-5.35_802.11be EHT20_CH52_Full_5260MHz	
ANT	CDD 9+15	
Pol.	Vertical	Fundamental
Peak	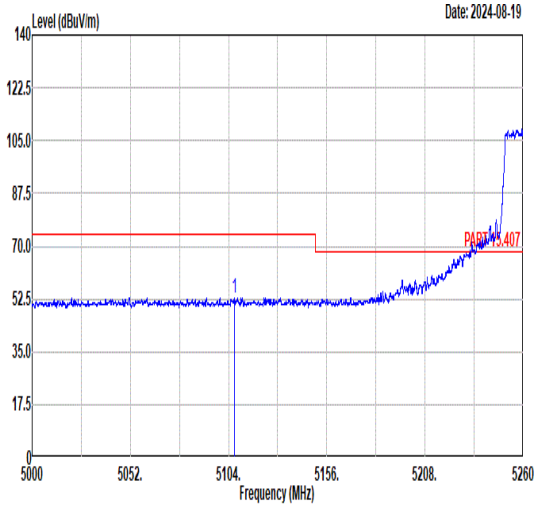 Freq Level Limit Line Margin (dB) Read Level Ant Factor Cable Loss Preamp Factor APos TPos Remark MHz dBuV/m dBuV/m dBuV dB/m dB dB cm deg 1 5107.02 53.09 74.00 -20.91 38.83 34.88 11.11 31.73 272 360 PEAK	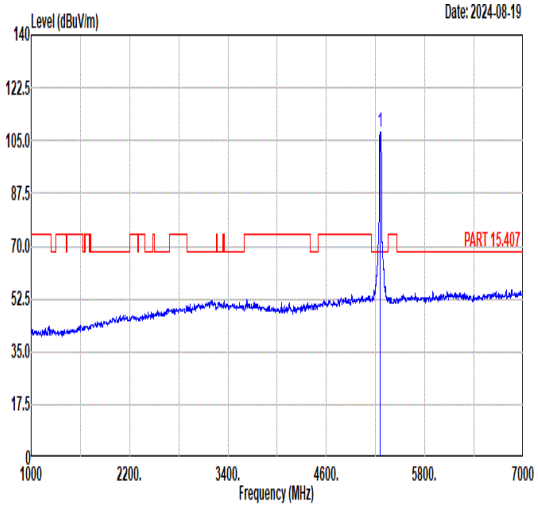 Freq Level Limit Line Margin (dB) Read Level Ant Factor Cable Loss Preamp Factor APos TPos Remark MHz dBuV/m dBuV/m dBuV dB/m dB dB cm deg 1 5260.00 107.77 ------ ------ 93.81 34.85 11.02 31.91 272 360 PEAK
Avg	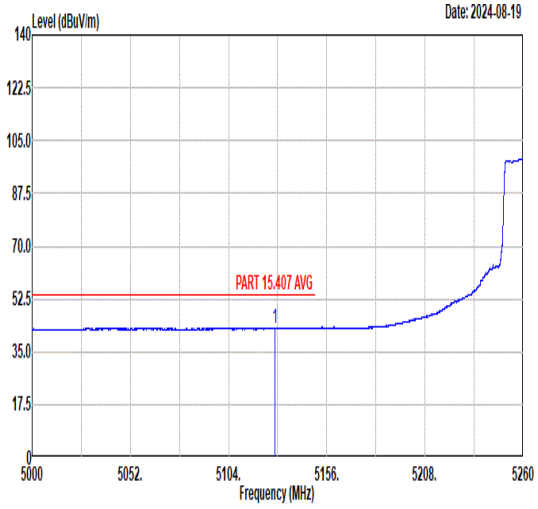 Freq Level Limit Line Margin (dB) Read Level Ant Factor Cable Loss Preamp Factor APos TPos Remark MHz dBuV/m dBuV/m dBuV dB/m dB dB cm deg 1 5128.60 42.96 54.00 -11.04 28.74 34.87 11.10 31.75 272 360 AVERAGE	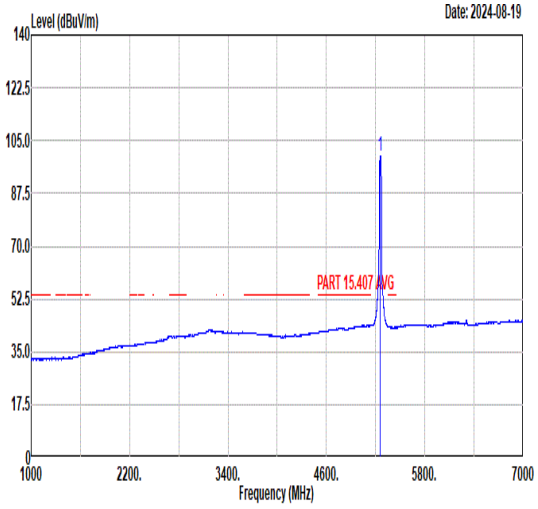 Freq Level Limit Line Margin (dB) Read Level Ant Factor Cable Loss Preamp Factor APos TPos Remark MHz dBuV/m dBuV/m dBuV dB/m dB dB cm deg 1 5260.00 99.76 ------ ------ 85.82 34.85 11.01 31.92 272 360 AVERAGE

Mode	13	
	Band Edge - R	
	U-NII-2A_5.25-5.35_802.11be EHT20_CH52_Full_5260MHz	
ANT	CDD 9+15	
Pol.	Vertical	Fundamental
Peak	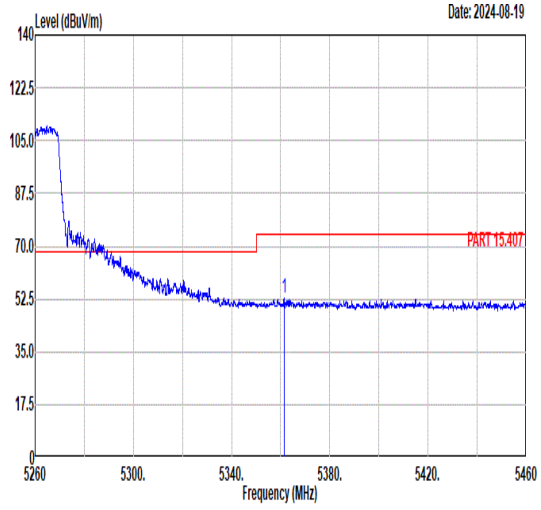 Freq Level Limit Line Margin (dB) Read Level Ant Factor Cable Loss Preamp Factor APos TPos Remark MHz dBuV/m dBuV/m dBuV dB/m dB dB cm deg 1 5361.50 52.65 74.00 -21.35 38.92 34.83 10.94 32.04 272 360 PEAK	Blank
Avg	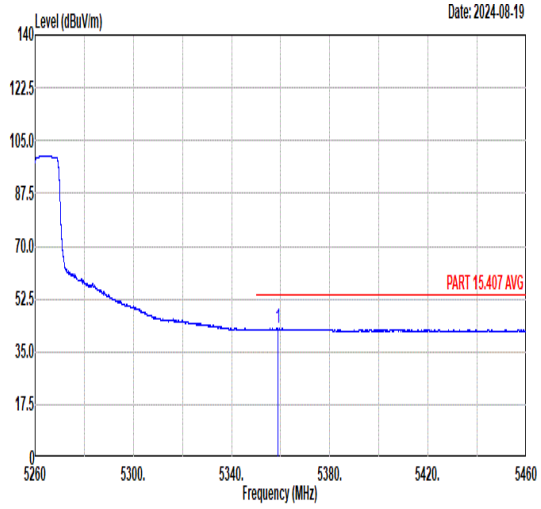 Freq Level Limit Line Margin (dB) Read Level Ant Factor Cable Loss Preamp Factor APos TPos Remark MHz dBuV/m dBuV/m dBuV dB/m dB dB cm deg 1 5358.92 42.69 54.00 -11.31 28.96 34.83 10.94 32.04 272 360 AVERAGE	Blank

Mode	13	
	Harmonic	
	U-NII-2A_5.25-5.35_802.11be EHT20_CH52_Full_5260MHz	
ANT	CDD 9+15	
Pol.	Horizontal	Vertical
Peak Avg	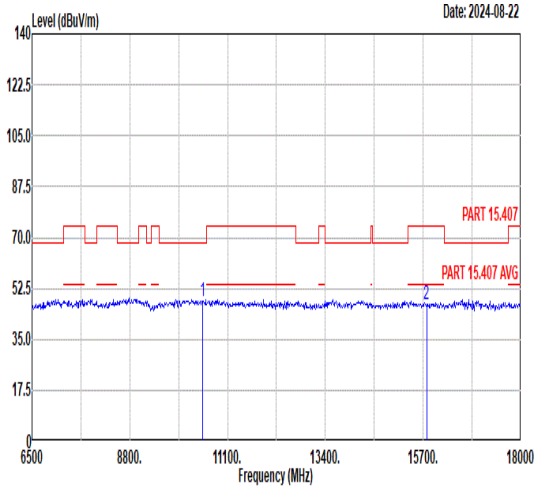 Freq Level Limit Line Margin Read Level Ant Factor Cable Loss Preamp Factor APos TPos Remark MHz dBuV/m dBuV/m dB dBuV dB/m dB dB cm deg 1 10520.00 48.22 68.30 -20.08 45.27 39.50 14.25 50.80 -- -- Peak 2 15780.00 47.04 74.00 -26.96 39.66 41.97 17.04 51.63 -- -- Peak	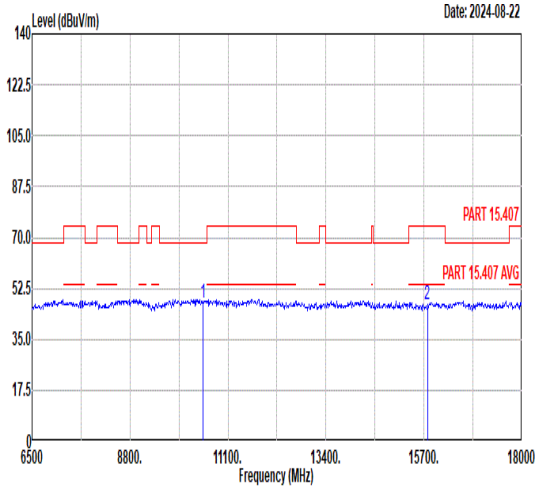 Freq Level Limit Line Margin Read Level Ant Factor Cable Loss Preamp Factor APos TPos Remark MHz dBuV/m dBuV/m dB dBuV dB/m dB dB cm deg 1 10520.00 47.56 68.30 -20.74 44.61 39.50 14.25 50.80 -- -- Peak 2 15780.00 47.28 74.00 -26.72 39.90 41.97 17.04 51.63 -- -- Peak

Mode	14	
	Harmonic	
	U-NII-2A_5.25-5.35_802.11be EHT20_CH60_Full_5300MHz	
ANT	CDD 9+15	
Pol.	Horizontal	Vertical
Peak Avg	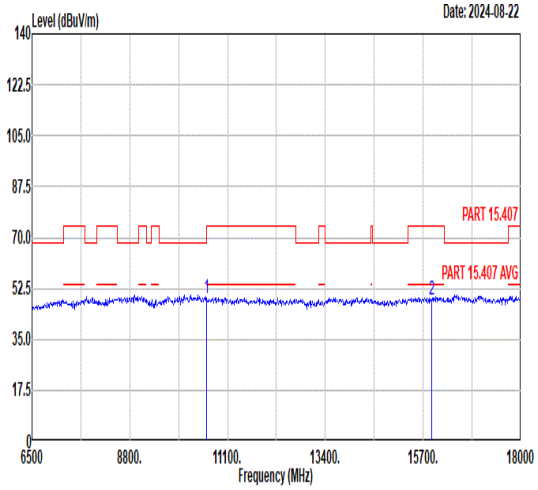 Freq Level Limit Line Margin Read Level Ant Factor Cable Loss Preamp Factor APos TPos Remark MHz dBuV/m dBuV/m dB dBuV dB/m dB dB cm deg 1 10600.00 48.95 74.00 -25.05 45.97 39.48 14.30 50.80 -- -- Peak 2 15900.00 48.58 74.00 -25.42 41.12 42.04 17.14 51.72 -- -- Peak	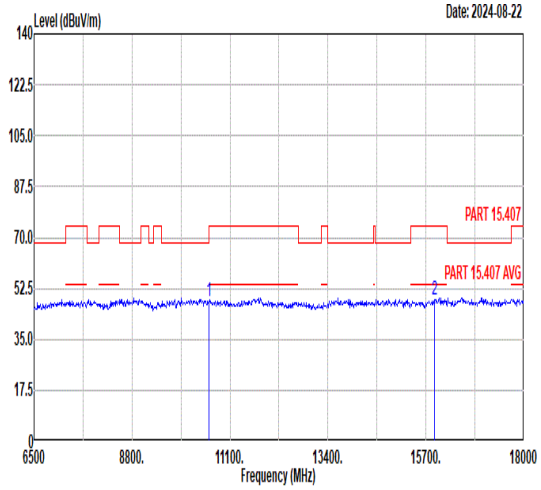 Freq Level Limit Line Margin Read Level Ant Factor Cable Loss Preamp Factor APos TPos Remark MHz dBuV/m dBuV/m dB dBuV dB/m dB dB cm deg 1 10600.00 47.92 74.00 -26.08 44.94 39.48 14.30 50.80 -- -- Peak 2 15900.00 48.71 74.00 -25.29 41.25 42.04 17.14 51.72 -- -- Peak

Mode	15	
	Band Edge	
	U-NII-2A_5.25-5.35_802.11be EHT20_CH64_Full_5320MHz	
ANT	CDD 9+15	
Pol.	Horizontal	Fundamental
Peak	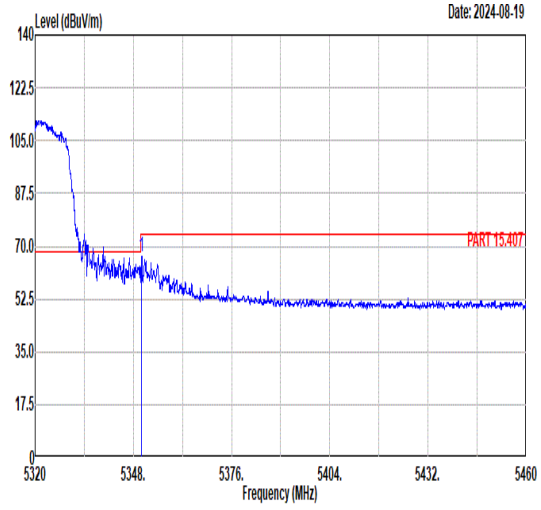 Freq Level Limit Line Margin (dB) Read Level Ant Factor Cable Loss Preamp Factor APos TPos Remark MHz dBuV/m dBuV/m dBuV dB/m dB dB cm deg 1 5350.31 66.47 74.00 -7.53 52.73 34.83 10.94 32.03 146 310 PEAK	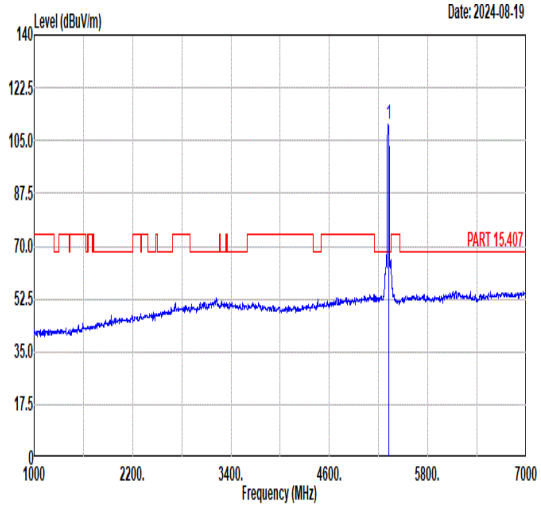 Freq Level Limit Line Margin (dB) Read Level Ant Factor Cable Loss Preamp Factor APos TPos Remark MHz dBuV/m dBuV/m dBuV dB/m dB dB cm deg 1 5320.00 110.49 ------ ------ 96.66 34.84 10.97 31.98 146 310 PEAK
Avg	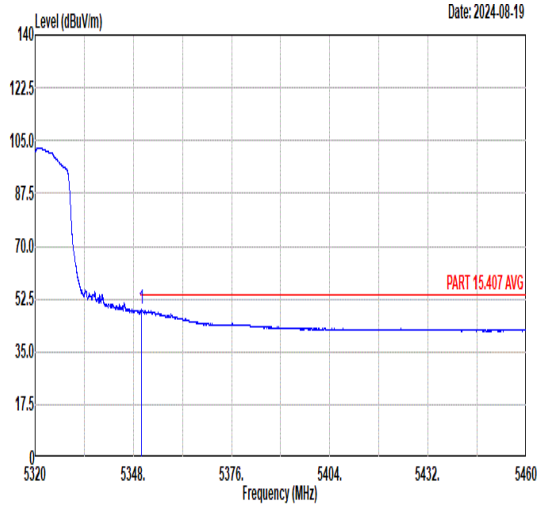 Freq Level Limit Line Margin (dB) Read Level Ant Factor Cable Loss Preamp Factor APos TPos Remark MHz dBuV/m dBuV/m dBuV dB/m dB dB cm deg 1 5350.31 49.24 54.00 -4.76 35.50 34.83 10.94 32.03 146 310 AVERAGE	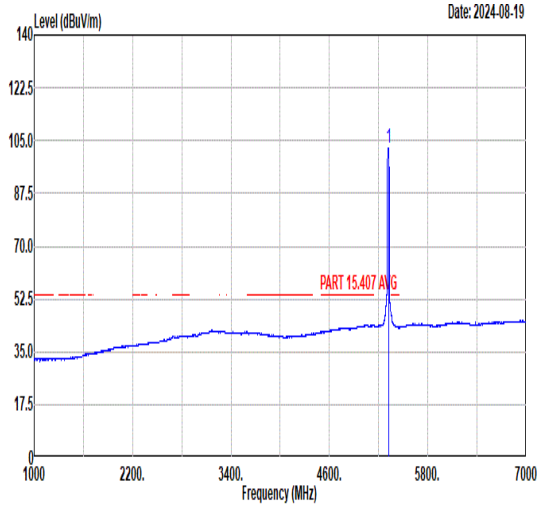 Freq Level Limit Line Margin (dB) Read Level Ant Factor Cable Loss Preamp Factor APos TPos Remark MHz dBuV/m dBuV/m dBuV dB/m dB dB cm deg 1 5320.00 102.52 ------ ------ 88.70 34.84 10.97 31.99 146 310 AVERAGE

Mode	15	
	Band Edge	
	U-NII-2A_5.25-5.35_802.11be EHT20_CH64_Full_5320MHz	
ANT	CDD 9+15	
Pol.	Vertical	Fundamental
Peak	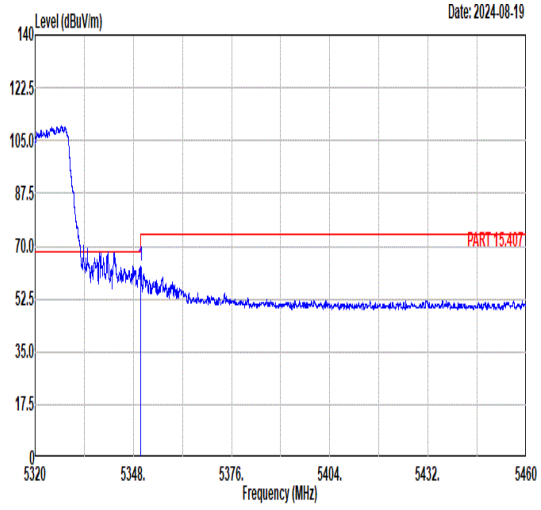 Freq Level Limit Line Margin (dB) Read Level Ant Factor Cable Loss Preamp Factor APos TPos Remark MHz dBuV/m dBuV/m dBuV dB/m dB dB cm deg 1 5350.17 63.43 74.00 -10.57 49.69 34.83 10.94 32.03 292 355 PEAK	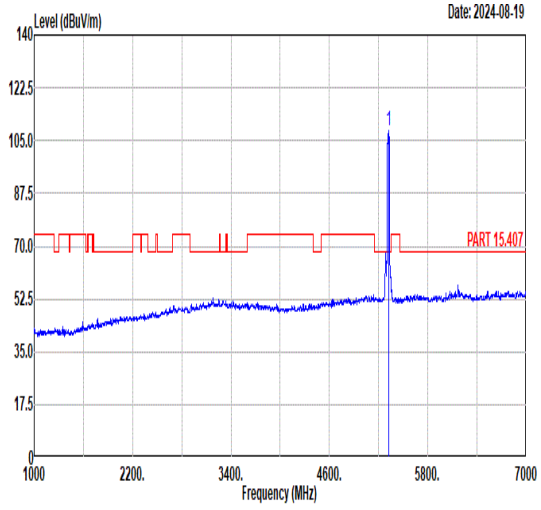 Freq Level Limit Line Margin (dB) Read Level Ant Factor Cable Loss Preamp Factor APos TPos Remark MHz dBuV/m dBuV/m dBuV dB/m dB dB cm deg 1 5320.00 108.37 ------ ------ 94.57 34.84 10.96 32.00 292 355 PEAK
Avg	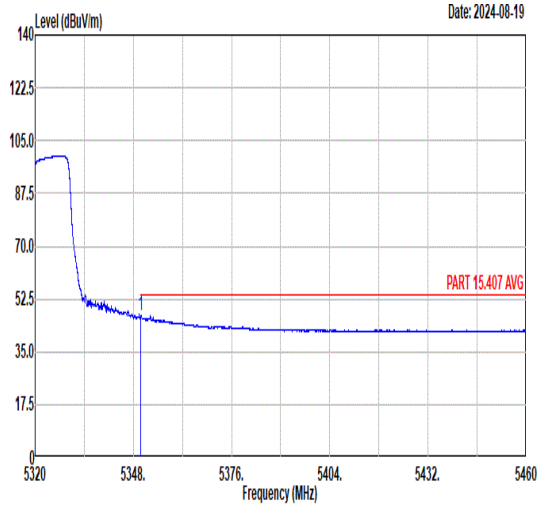 Freq Level Limit Line Margin (dB) Read Level Ant Factor Cable Loss Preamp Factor APos TPos Remark MHz dBuV/m dBuV/m dBuV dB/m dB dB cm deg 1 5350.17 47.12 54.00 -6.88 33.38 34.83 10.94 32.03 292 355 AVERAGE	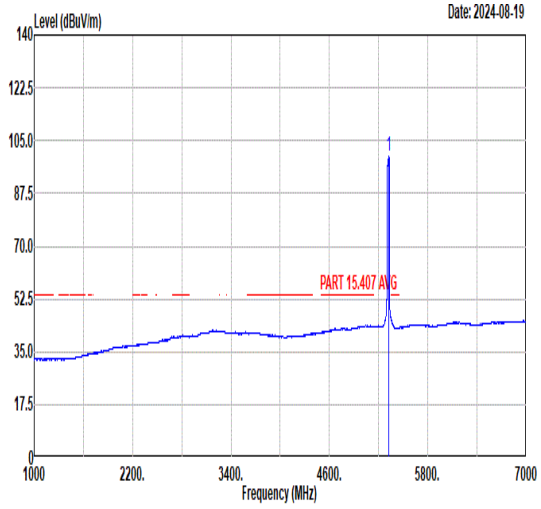 Freq Level Limit Line Margin (dB) Read Level Ant Factor Cable Loss Preamp Factor APos TPos Remark MHz dBuV/m dBuV/m dBuV dB/m dB dB cm deg 1 5320.00 99.68 ------ ------ 85.88 34.84 10.96 32.00 292 355 AVERAGE

Mode	15	
	Harmonic	
	U-NII-2A_5.25-5.35_802.11be EHT20_CH64_Full_5320MHz	
ANT	CDD 9+15	
Pol.	Horizontal	Vertical
Peak Avg	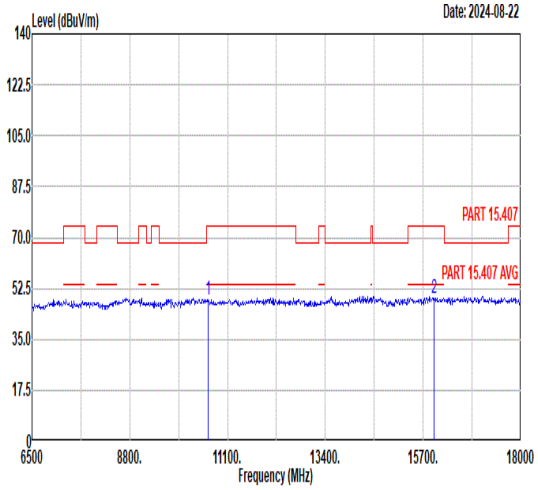 Freq Level Limit Line Margin Read Level Ant Factor Cable Loss Preamp Factor APos TPos Remark MHz dBuV/m dBuV/m dB dBuV dB/m dB dB cm deg 1 10640.00 48.55 74.00 -25.45 45.56 39.47 14.32 50.80 -- -- Peak 2 15960.00 49.33 74.00 -24.67 41.83 42.08 17.19 51.77 -- -- Peak	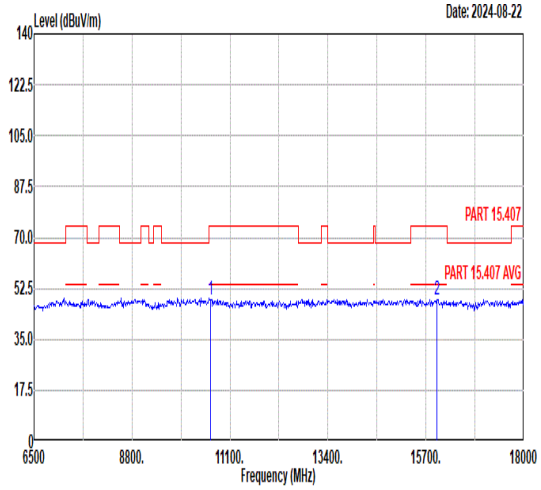 Freq Level Limit Line Margin Read Level Ant Factor Cable Loss Preamp Factor APos TPos Remark MHz dBuV/m dBuV/m dB dBuV dB/m dB dB cm deg 1 10640.00 48.63 74.00 -25.37 45.64 39.47 14.32 50.80 -- -- Peak 2 15960.00 48.51 74.00 -25.49 41.01 42.08 17.19 51.77 -- -- Peak

Mode	16	
	Band Edge	
	U-NII-2C_5.47-5.725_802.11be EHT20_CH100_Full_5500MHz	
ANT	CDD 9+15	
Pol.	Horizontal	Fundamental
Peak	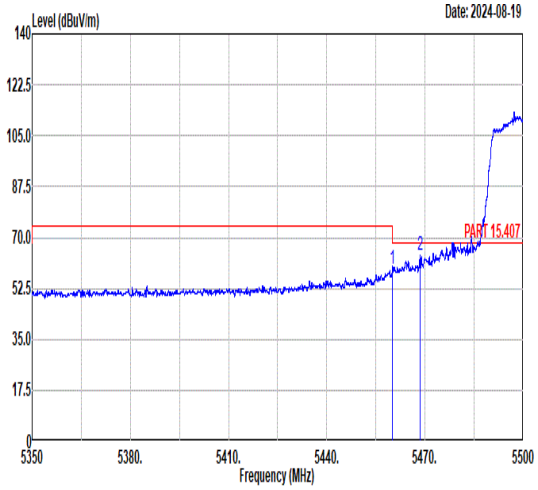 Freq Level Limit Line Margin (dB) Read Level Ant Factor Cable Loss Preamp Factor APos TPos Remark MHz dBuV/m dBuV/m dBuV dB/m dB dB cm deg 1 5460.00 59.25 74.00 -14.75 45.49 34.81 11.12 32.17 188 323 PEAK 2 5468.43 63.78 68.30 -4.52 49.99 34.81 11.16 32.18 188 323 PEAK	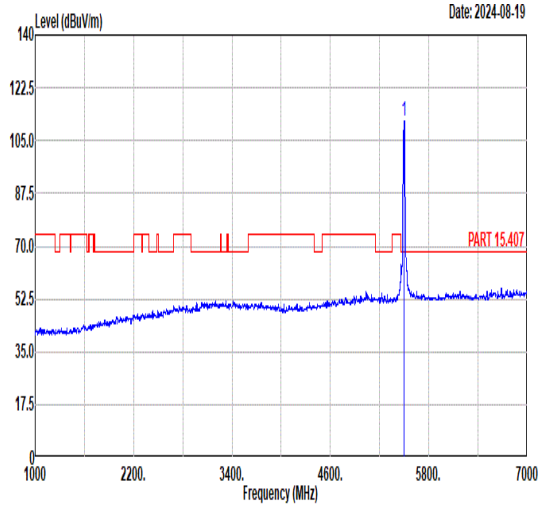 Freq Level Limit Line Margin (dB) Read Level Ant Factor Cable Loss Preamp Factor APos TPos Remark MHz dBuV/m dBuV/m dBuV dB/m dB dB cm deg 1 5500.00 111.41 ------ ------ 97.51 34.81 11.30 32.21 188 323 PEAK
Avg	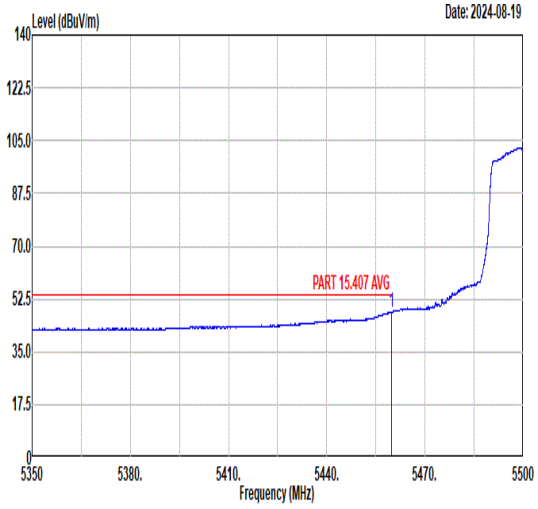 Freq Level Limit Line Margin (dB) Read Level Ant Factor Cable Loss Preamp Factor APos TPos Remark MHz dBuV/m dBuV/m dBuV dB/m dB dB cm deg 1 5459.88 48.27 54.00 -5.73 34.51 34.81 11.12 32.17 188 323 AVERAGE	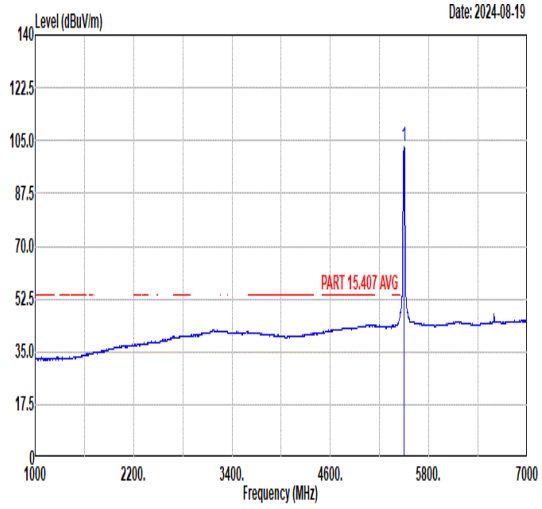 Freq Level Limit Line Margin (dB) Read Level Ant Factor Cable Loss Preamp Factor APos TPos Remark MHz dBuV/m dBuV/m dBuV dB/m dB dB cm deg 1 5500.00 102.92 ------ ------ 89.06 34.80 11.27 32.21 188 323 AVERAGE

Mode	16	
	Band Edge	
	U-NII-2C_5.47-5.725_802.11be EHT20_CH100_Full_5500MHz	
ANT	CDD 9+15	
Pol.	Vertical	Fundamental
Peak	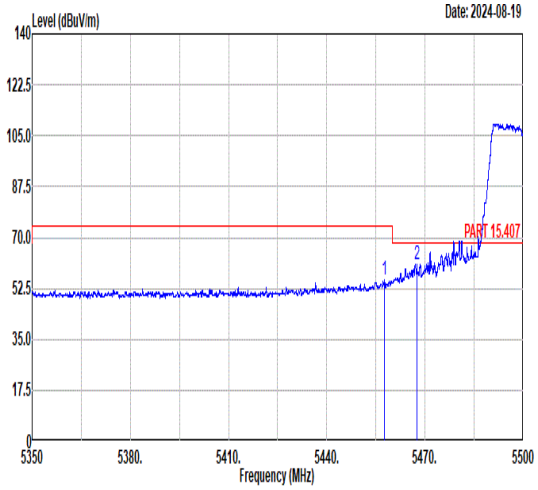 Freq Level Limit Line Margin (dB) Read Level Ant Factor Cable Loss Preamp Factor APos TPos Remark MHz dBuV/m dBuV/m dBuV dB/m dB dB cm deg 1 5457.63 55.27 74.00 -18.73 41.51 34.81 11.11 32.16 318 360 PEAK 2 5467.54 60.89 68.30 -7.41 47.10 34.81 11.15 32.17 318 360 PEAK	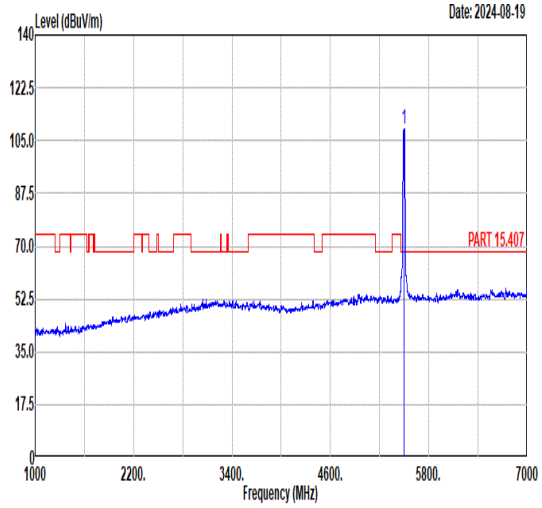 Freq Level Limit Line Margin (dB) Read Level Ant Factor Cable Loss Preamp Factor APos TPos Remark MHz dBuV/m dBuV/m dBuV dB/m dB dB cm deg 1 5500.00 108.87 ------ ------ 94.97 34.81 11.30 32.21 318 360 PEAK
Avg	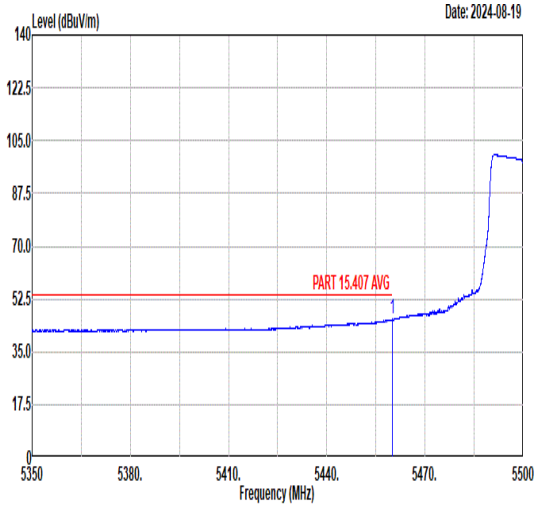 Freq Level Limit Line Margin (dB) Read Level Ant Factor Cable Loss Preamp Factor APos TPos Remark MHz dBuV/m dBuV/m dBuV dB/m dB dB cm deg 1 5460.00 45.73 54.00 -8.27 31.97 34.81 11.12 32.17 318 360 AVERAGE	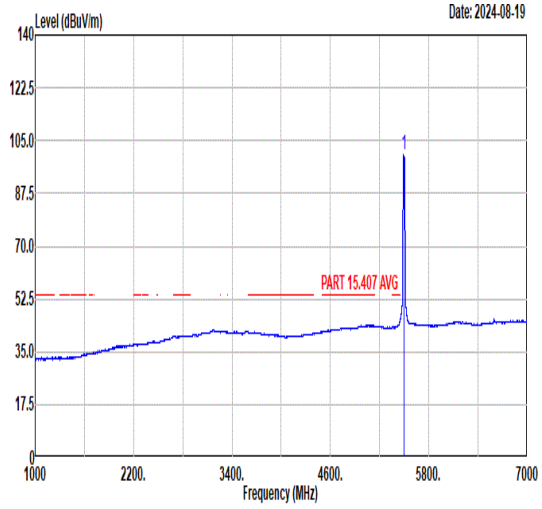 Freq Level Limit Line Margin (dB) Read Level Ant Factor Cable Loss Preamp Factor APos TPos Remark MHz dBuV/m dBuV/m dBuV dB/m dB dB cm deg 1 5500.00 100.15 ------ ------ 86.30 34.80 11.25 32.20 318 360 AVERAGE

Mode	16	
	Harmonic	
	U-NII-2C_5.47-5.725_802.11be EHT20_CH100_Full_5500MHz	
ANT	CDD 9+15	
Pol.	Horizontal	Vertical
Peak Avg	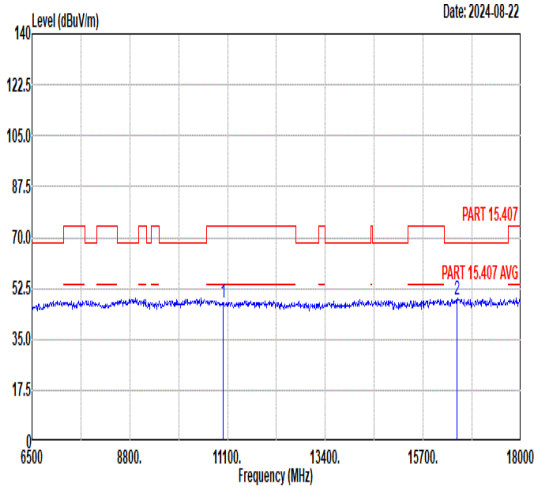 Freq Level Limit Line Margin Read Level Ant Factor Cable Loss Preamp Factor APos TPos Remark MHz dBuV/m dBuV/m dB dBuV dB/m dB dB cm deg 1 11000.00 47.63 74.00 -26.37 44.49 39.40 14.54 50.80 -- -- Peak 2 16500.00 48.83 68.30 -19.47 40.87 42.40 17.36 51.80 -- -- Peak	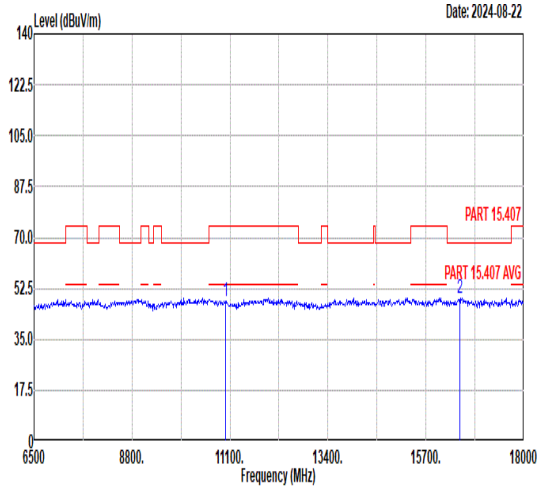 Freq Level Limit Line Margin Read Level Ant Factor Cable Loss Preamp Factor APos TPos Remark MHz dBuV/m dBuV/m dB dBuV dB/m dB dB cm deg 1 11000.00 47.97 74.00 -26.03 44.83 39.40 14.54 50.80 -- -- Peak 2 16500.00 48.92 68.30 -19.38 40.96 42.40 17.36 51.80 -- -- Peak

Mode	17	
	Harmonic	
	U-NII-2C_5.47-5.725_802.11be EHT20_CH116_Full_5580MHz	
ANT	CDD 9+15	
Pol.	Horizontal	Vertical
Peak Avg	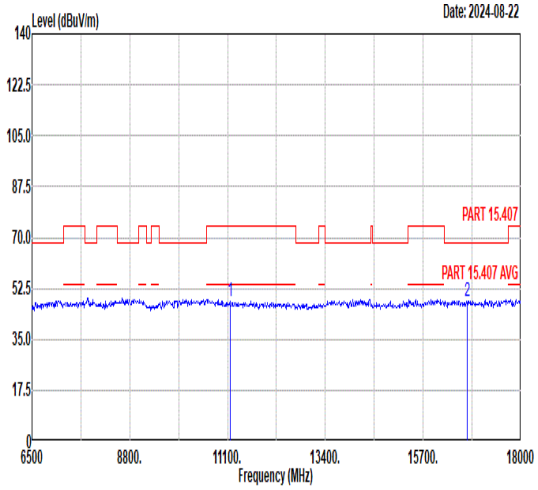 Freq Level Limit Line Margin Read Level Ant Factor Cable Loss Preamp Factor APos TPos Remark MHz dBuV/m dBuV/m dB dBuV dB/m dB dB cm deg 1 11160.00 47.86 74.00 -26.14 44.46 39.53 14.64 50.77 -- -- Peak 2 16740.00 47.82 68.30 -20.48 39.69 42.45 17.43 51.75 -- -- Peak	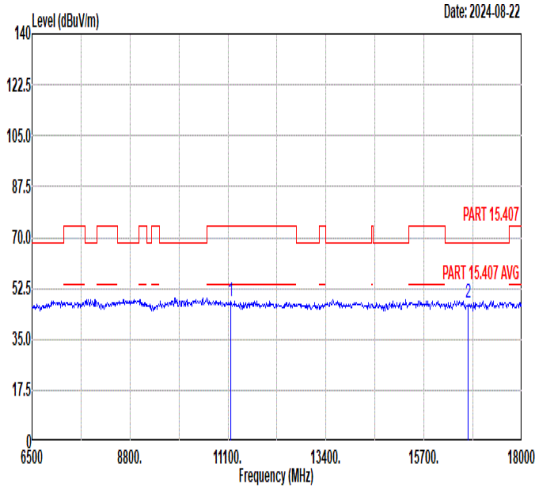 Freq Level Limit Line Margin Read Level Ant Factor Cable Loss Preamp Factor APos TPos Remark MHz dBuV/m dBuV/m dB dBuV dB/m dB dB cm deg 1 11160.00 48.11 74.00 -25.89 44.71 39.53 14.64 50.77 -- -- Peak 2 16740.00 47.30 68.30 -21.00 39.17 42.45 17.43 51.75 -- -- Peak

Mode	18	
	Band Edge	
	U-NII-2C_5.47-5.725_802.11be EHT20_CH140_Full_5700MHz	
ANT	CDD 9+15	
Pol.	Horizontal	Fundamental
Peak	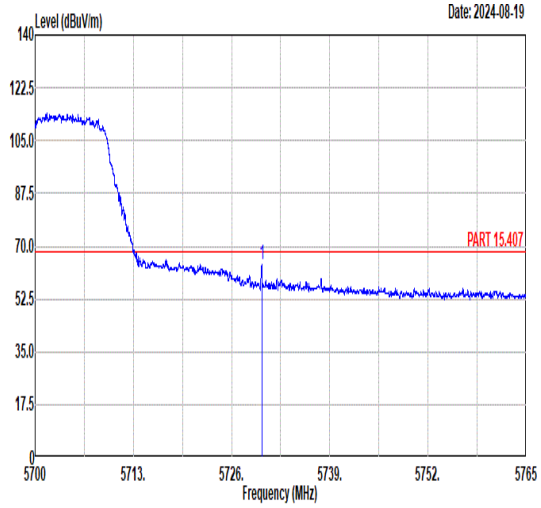 Freq Level Limit Line Margin Read Level Ant Factor Cable Loss Preamp Factor APos TPos Remark MHz dBuV/m dBuV/m dB dBuV dB/m dB dB cm deg 1 5730.00 64.17 68.30 -4.13 49.79 35.12 11.65 32.39 214 328 PEAK	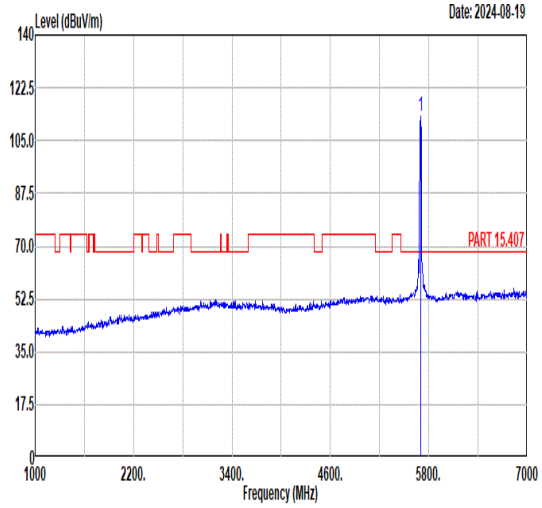 Freq Level Limit Line Margin Read Level Ant Factor Cable Loss Preamp Factor APos TPos Remark MHz dBuV/m dBuV/m dB dBuV dB/m dB dB cm deg 1 5700.00 112.80 ------ ------ 98.43 35.08 11.66 32.37 214 328 PEAK
Avg	Blank	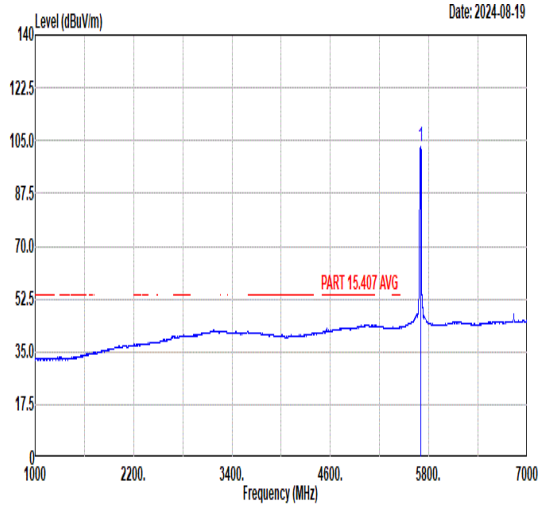 Freq Level Limit Line Margin Read Level Ant Factor Cable Loss Preamp Factor APos TPos Remark MHz dBuV/m dBuV/m dB dBuV dB/m dB dB cm deg 1 5700.00 103.09 ------ ------ 88.72 35.08 11.66 32.37 214 328 AVERAGE

Mode	18	
	Band Edge	
	U-NII-2C_5.47-5.725_802.11be EHT20_CH140_Full_5700MHz	
ANT	CDD 9+15	
Pol.	Vertical	Fundamental
Peak	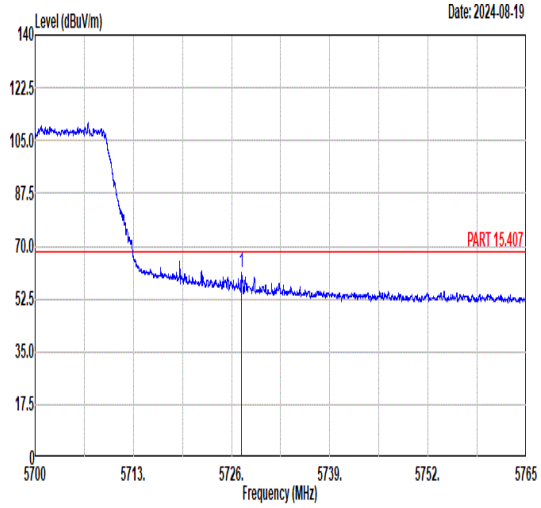 Freq Level Limit Line Margin Read Level Ant Factor Cable Loss Preamp Factor APos TPos Remark MHz dBuV/m dBuV/m dB dBuV dB/m dB dB cm deg 1 5727.33 61.39 68.30 -6.91 47.01 35.12 11.65 32.39 305 345 PEAK	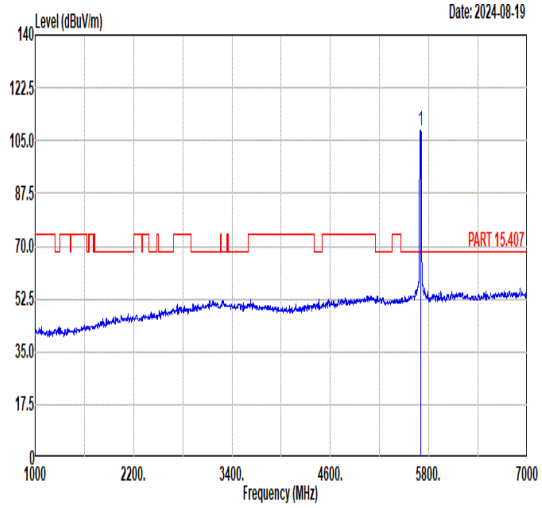 Freq Level Limit Line Margin Read Level Ant Factor Cable Loss Preamp Factor APos TPos Remark MHz dBuV/m dBuV/m dB dBuV dB/m dB dB cm deg 1 5700.00 108.20 ------ ------ 93.82 35.07 11.67 32.36 305 345 PEAK
Avg	Blank	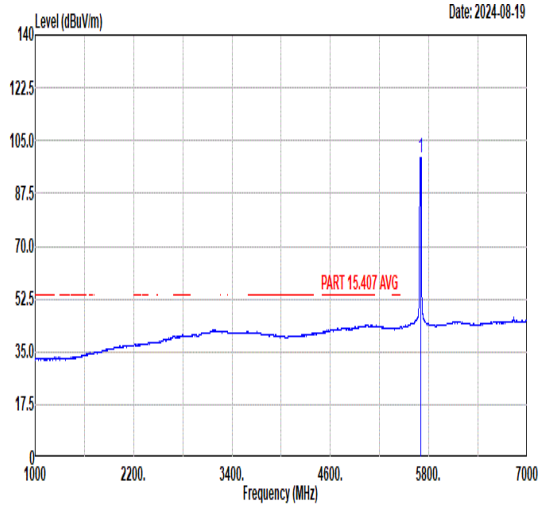 Freq Level Limit Line Margin Read Level Ant Factor Cable Loss Preamp Factor APos TPos Remark MHz dBuV/m dBuV/m dB dBuV dB/m dB dB cm deg 1 5700.00 99.52 ------ ------ 85.15 35.08 11.66 32.37 305 345 AVERAGE

Mode	18	
	Harmonic	
	U-NII-2C_5.47-5.725_802.11be EHT20_CH140_Full_5700MHz	
ANT	CDD 9+15	
Pol.	Horizontal	Vertical
Peak Avg	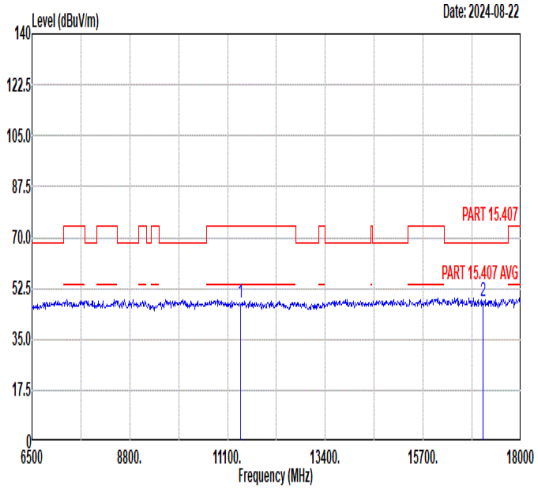 Freq Level Limit Line Margin Read Level Ant Factor Cable Loss Preamp Factor APos TPos Remark MHz dBuV/m dBuV/m dB dBuV dB/m dB dB cm deg 1 11400.00 47.44 74.00 -26.56 43.66 39.72 14.78 50.72 -- -- Peak 2 17100.00 47.88 68.30 -20.42 39.69 42.46 17.53 51.80 -- -- Peak	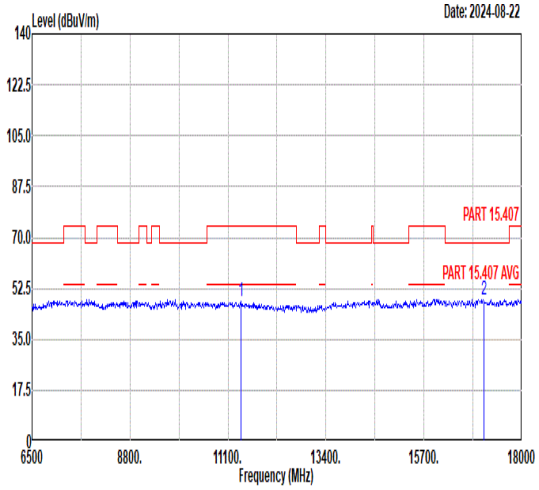 Freq Level Limit Line Margin Read Level Ant Factor Cable Loss Preamp Factor APos TPos Remark MHz dBuV/m dBuV/m dB dBuV dB/m dB dB cm deg 1 11400.00 47.99 74.00 -26.01 44.21 39.72 14.78 50.72 -- -- Peak 2 17100.00 48.59 68.30 -19.71 40.40 42.46 17.53 51.80 -- -- Peak

Mode	19	
	Band Edge - L	
	U-NII-1_5.15-5.25_802.11be EHT40_CH38_Full_5190MHz	
ANT	CDD 9+15	
Pol.	Horizontal	Fundamental
Peak	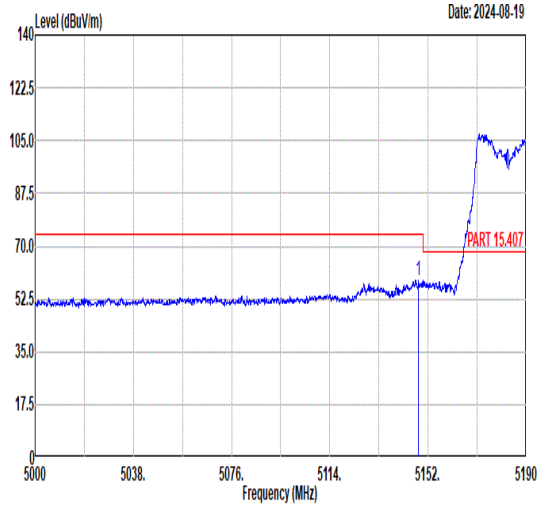 Freq Level Limit Line Margin Read Level Ant Factor Cable Loss Preamp Factor APos TPos Remark MHz dBuV/m dBuV/m dB dBuV dB/m dB dB cm deg 1 5148.30 58.84 74.00 -15.16 44.66 34.87 11.09 31.78 169 312 PEAK	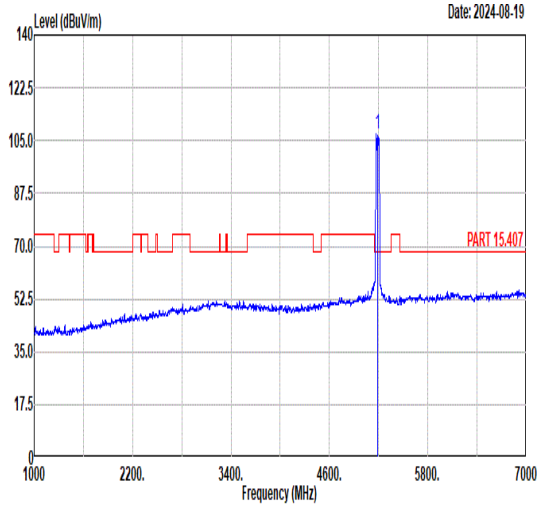 Freq Level Limit Line Margin Read Level Ant Factor Cable Loss Preamp Factor APos TPos Remark MHz dBuV/m dBuV/m dB dBuV dB/m dB dB cm deg 1 5190.00 107.11 ------ ------ 92.96 34.87 11.08 31.80 169 312 PEAK
Avg	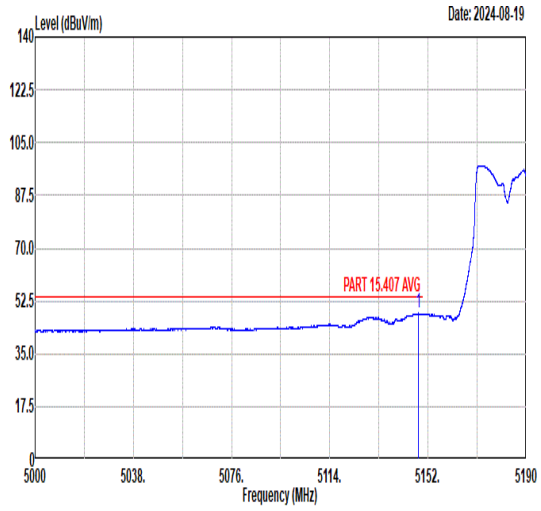 Freq Level Limit Line Margin Read Level Ant Factor Cable Loss Preamp Factor APos TPos Remark MHz dBuV/m dBuV/m dB dBuV dB/m dB dB cm deg 1 5148.30 48.37 54.00 -5.63 34.19 34.87 11.09 31.78 169 312 AVERAGE	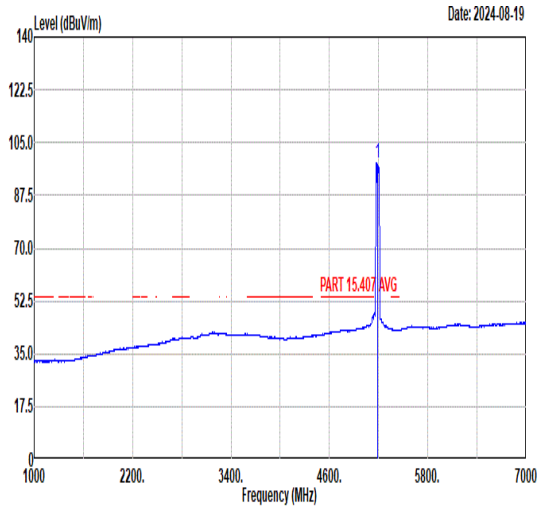 Freq Level Limit Line Margin Read Level Ant Factor Cable Loss Preamp Factor APos TPos Remark MHz dBuV/m dBuV/m dB dBuV dB/m dB dB cm deg 1 5190.00 98.35 ------ ------ 84.20 34.87 11.08 31.80 169 312 AVERAGE

Mode	19	
	Band Edge - R	
	U-NII-1_5.15-5.25_802.11be EHT40_CH38_Full_5190MHz	
ANT	CDD 9+15	
Pol.	Horizontal	Fundamental
Peak	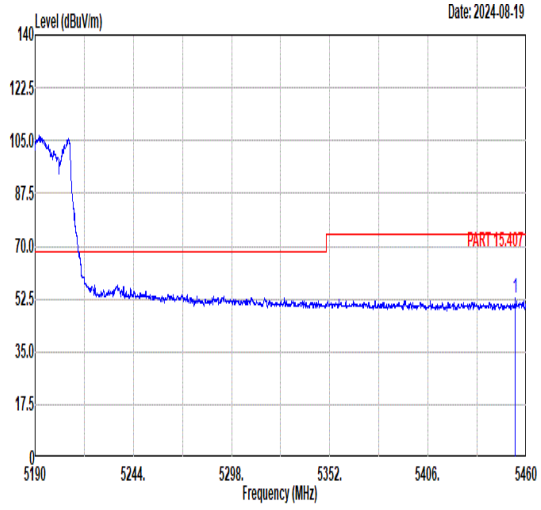 Freq Level Limit Line Margin Read Level Ant Factor Cable Loss Preamp Factor APos TPos Remark MHz dBuV/m dBuV/m dB dBuV dB/m dB dB cm deg 1 5453.93 52.96 74.00 -21.04 39.22 34.81 11.09 32.16 169 312 PEAK	Blank
Avg	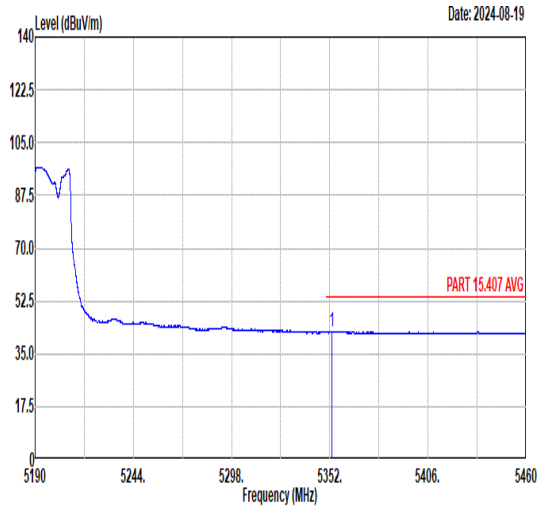 Freq Level Limit Line Margin Read Level Ant Factor Cable Loss Preamp Factor APos TPos Remark MHz dBuV/m dBuV/m dB dBuV dB/m dB dB cm deg 1 5352.97 42.40 54.00 -11.60 28.66 34.83 10.94 32.03 169 312 AVERAGE	Blank

Mode	19	
	Band Edge - L	
	U-NII-1_5.15-5.25_802.11be EHT40_CH38_Full_5190MHz	
ANT	CDD 9+15	
Pol.	Vertical	Fundamental
Peak	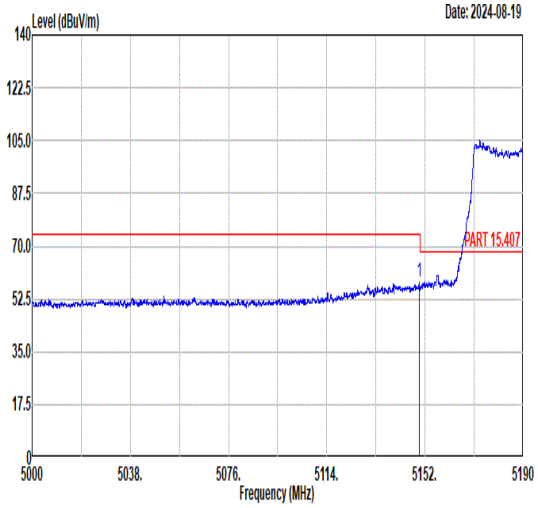 Freq Level Limit Line Margin Read Level Ant Factor Cable Loss Preamp Factor APos TPos Remark MHz dBuV/m dBuV/m dB dBuV dB/m dB dB cm deg 1 5149.83 58.13 74.00 -15.87 43.95 34.87 11.09 31.78 294 0 PEAK	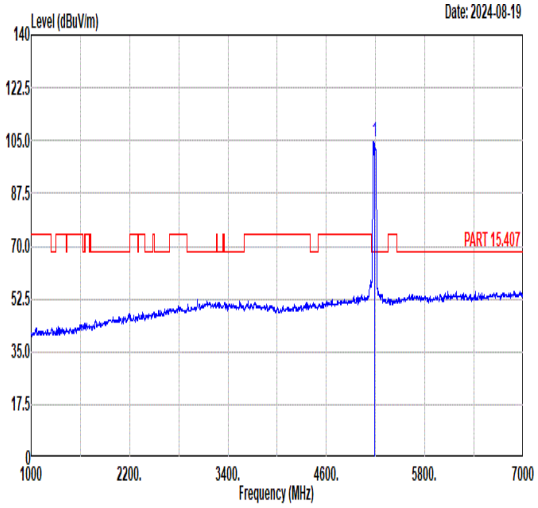 Freq Level Limit Line Margin Read Level Ant Factor Cable Loss Preamp Factor APos TPos Remark MHz dBuV/m dBuV/m dB dBuV dB/m dB dB cm deg 1 5190.00 104.68 ------ ------ 90.55 34.87 11.07 31.81 294 0 PEAK
Avg	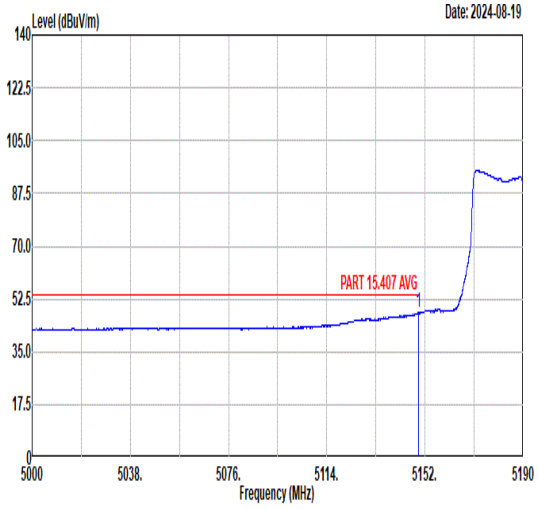 Freq Level Limit Line Margin Read Level Ant Factor Cable Loss Preamp Factor APos TPos Remark MHz dBuV/m dBuV/m dB dBuV dB/m dB dB cm deg 1 5149.44 47.92 54.00 -6.08 33.74 34.87 11.09 31.78 294 0 AVERAGE	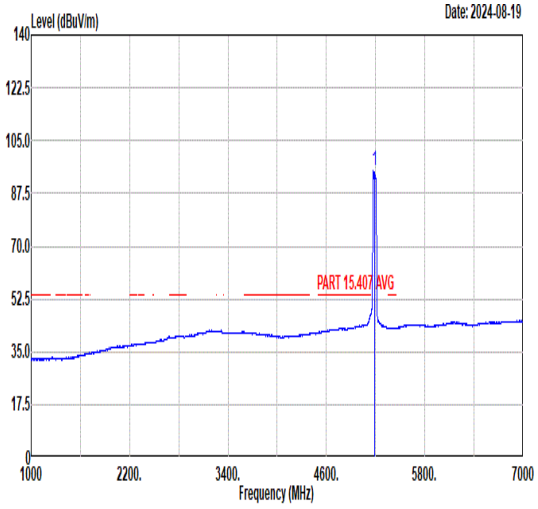 Freq Level Limit Line Margin Read Level Ant Factor Cable Loss Preamp Factor APos TPos Remark MHz dBuV/m dBuV/m dB dBuV dB/m dB dB cm deg 1 5190.00 94.87 ------ ------ 80.72 34.87 11.08 31.80 294 0 AVERAGE

Mode	19	
	Band Edge - R	
	U-NII-1_5.15-5.25_802.11be EHT40_CH38_Full_5190MHz	
ANT	CDD 9+15	
Pol.	Vertical	Fundamental
Peak	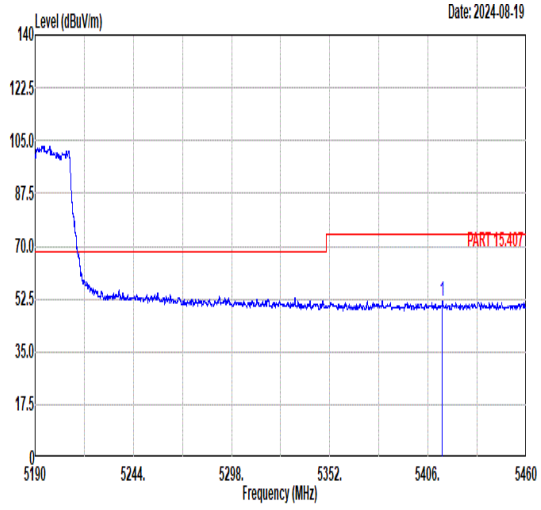 Freq Level Limit Line Margin Read Level Ant Factor Cable Loss Preamp Factor APos TPos Remark MHz dBuV/m dBuV/m dB dBuV dB/m dB dB cm deg 1 5413.97 51.77 74.00 -22.23 38.13 34.82 10.93 32.11 294 0 PEAK	Blank
Avg	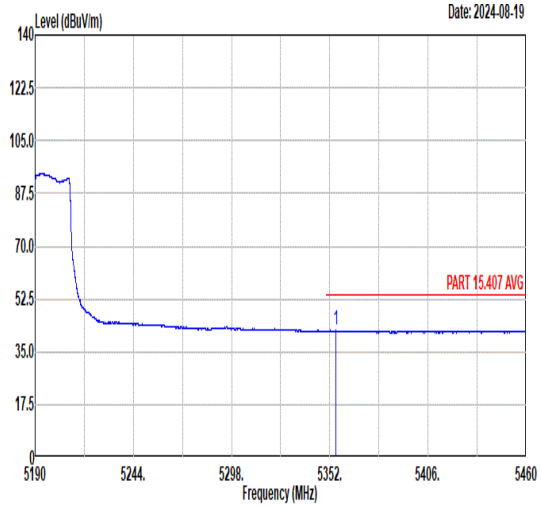 Freq Level Limit Line Margin Read Level Ant Factor Cable Loss Preamp Factor APos TPos Remark MHz dBuV/m dBuV/m dB dBuV dB/m dB dB cm deg 1 5355.40 42.05 54.00 -11.95 28.32 34.83 10.94 32.04 294 0 AVERAGE	Blank

Mode	20	
	Band Edge - L	
	U-NII-1_5.15-5.25_802.11be EHT40_CH46_Full_5230MHz	
ANT	CDD 9+15	
Pol.	Horizontal	Fundamental
Peak	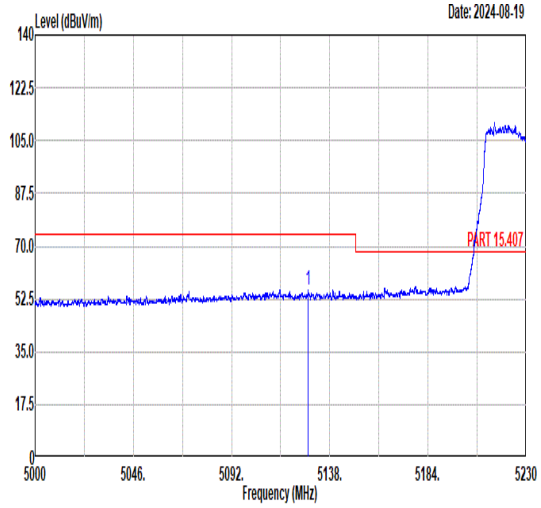 Freq Level Limit Line Margin (dB) Read Level Ant Factor Cable Loss Preamp Factor APos TPos Remark 1 5127.77 55.37 74.00 -18.63 41.15 34.87 11.10 31.75 300 121 PEAK	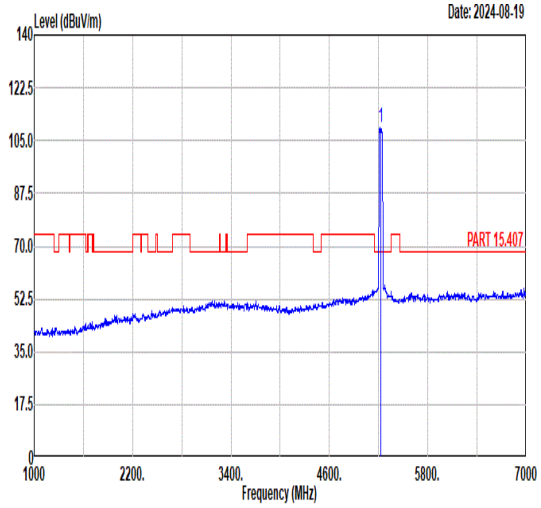 Freq Level Limit Line Margin (dB) Read Level Ant Factor Cable Loss Preamp Factor APos TPos Remark 1 5230.00 109.61 ------ ------ 95.56 34.86 11.05 31.86 300 121 PEAK
Avg	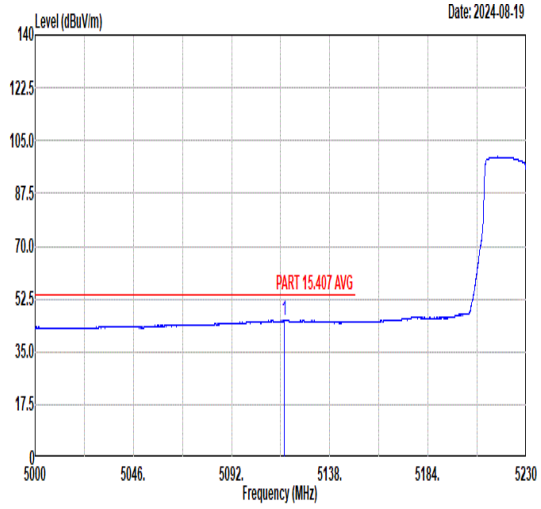 Freq Level Limit Line Margin (dB) Read Level Ant Factor Cable Loss Preamp Factor APos TPos Remark 1 5116.52 45.53 54.00 -8.47 31.29 34.88 11.10 31.74 300 121 AVERAGE	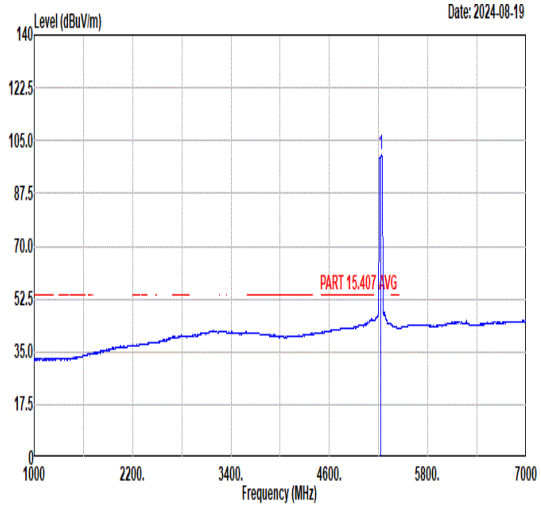 Freq Level Limit Line Margin (dB) Read Level Ant Factor Cable Loss Preamp Factor APos TPos Remark 1 5230.00 100.40 ------ ------ 86.40 34.85 11.03 31.88 300 121 AVERAGE

Mode	20	
	Band Edge - R	
	U-NII-1_5.15-5.25_802.11be EHT40_CH46_Full_5230MHz	
ANT	CDD 9+15	
Pol.	Horizontal	Fundamental
Peak	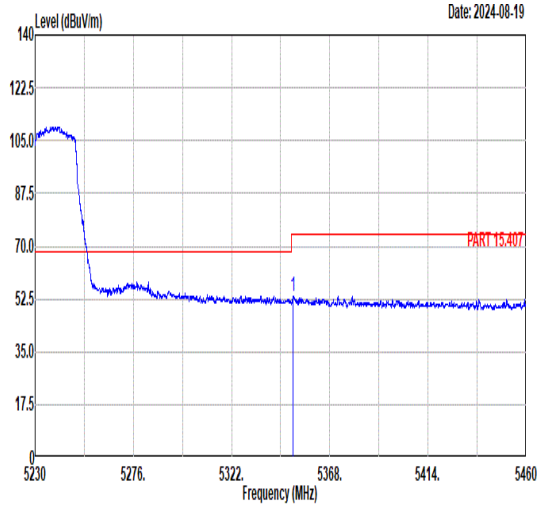 Freq Level Limit Line Margin (dB) Read Level Ant Factor Cable Loss Preamp Factor APos TPos Remark MHz dBuV/m dBuV/m dBuV dB/m dB dB cm deg 1 5350.89 53.55 74.00 -20.45 39.81 34.83 10.94 32.03 300 121 PEAK	Blank
Avg	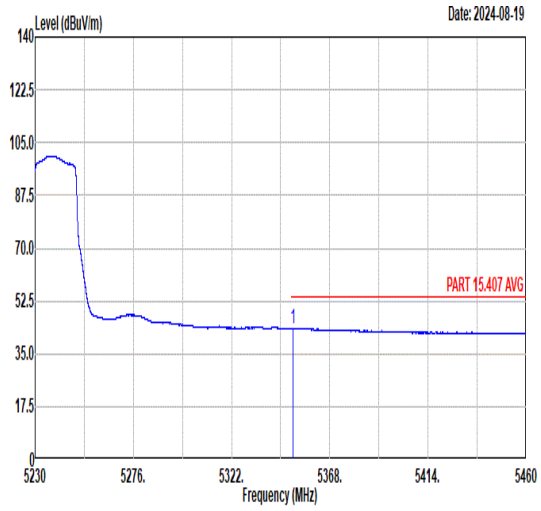 Freq Level Limit Line Margin (dB) Read Level Ant Factor Cable Loss Preamp Factor APos TPos Remark MHz dBuV/m dBuV/m dBuV dB/m dB dB cm deg 1 5350.64 43.53 54.00 -10.47 29.79 34.83 10.94 32.03 300 121 AVERAGE	Blank

Mode	20	
	Band Edge - L	
	U-NII-1_5.15-5.25_802.11be EHT40_CH46_Full_5230MHz	
ANT	CDD 9+15	
Pol.	Vertical	Fundamental
Peak	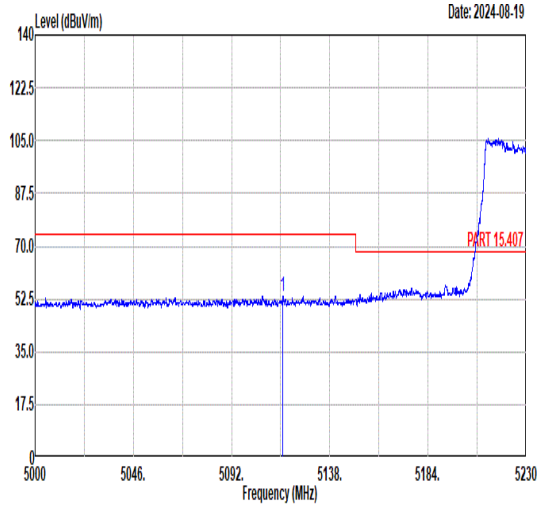 Freq Level Limit Line Margin (dB) Read Level Ant Factor Cable Loss Preamp Factor APos TPos Remark MHz dBuV/m dBuV/m dBuV dB/m dB dB cm deg 1 5116.06 53.36 74.00 -20.64 39.12 34.88 11.10 31.74 289 0 PEAK	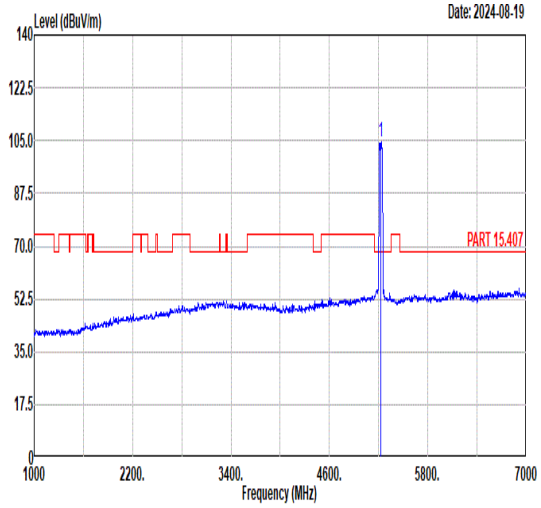 Freq Level Limit Line Margin (dB) Read Level Ant Factor Cable Loss Preamp Factor APos TPos Remark MHz dBuV/m dBuV/m dBuV dB/m dB dB cm deg 1 5230.00 104.76 ------ ------ 90.76 34.85 11.03 31.88 289 0 PEAK
Avg	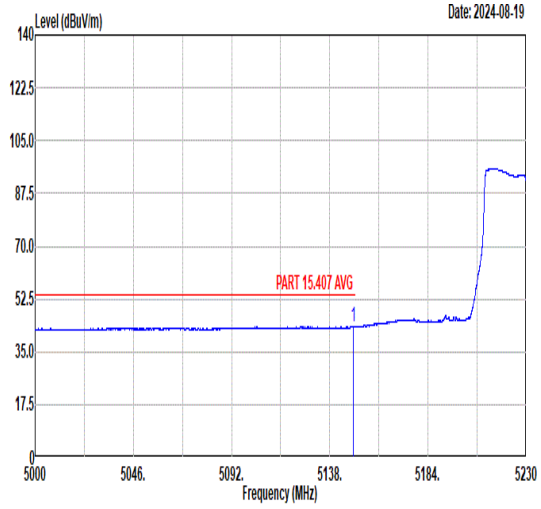 Freq Level Limit Line Margin (dB) Read Level Ant Factor Cable Loss Preamp Factor APos TPos Remark MHz dBuV/m dBuV/m dBuV dB/m dB dB cm deg 1 5148.93 43.40 54.00 -10.60 29.22 34.87 11.09 31.78 289 0 AVERAGE	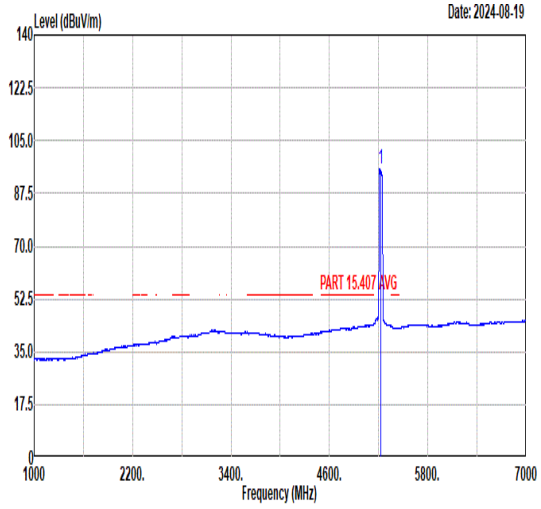 Freq Level Limit Line Margin (dB) Read Level Ant Factor Cable Loss Preamp Factor APos TPos Remark MHz dBuV/m dBuV/m dBuV dB/m dB dB cm deg 1 5230.00 95.41 ------ ------ 81.36 34.86 11.05 31.86 289 0 AVERAGE

Mode	20	
	Band Edge - R	
	U-NII-1_5.15-5.25_802.11be EHT40_CH46_Full_5230MHz	
ANT	CDD 9+15	
Pol.	Vertical	Fundamental
Peak	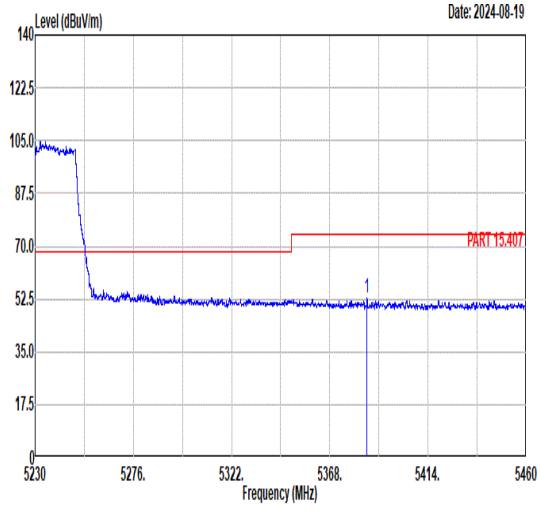 Freq Level Limit Line Margin (dB) Read Level Ant Factor Cable Loss Preamp Factor APos TPos Remark MHz dBuV/m dBuV/m dBuV dB/m dB dB cm deg 1 5385.39 52.59 74.00 -21.41 38.92 34.82 10.92 32.07 289 0 PEAK	Blank
Avg	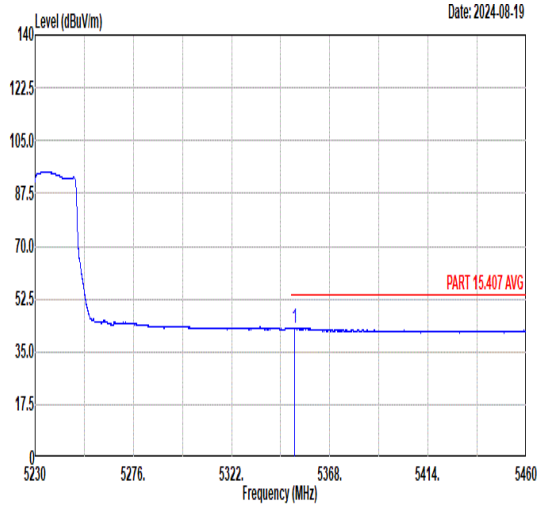 Freq Level Limit Line Margin (dB) Read Level Ant Factor Cable Loss Preamp Factor APos TPos Remark MHz dBuV/m dBuV/m dBuV dB/m dB dB cm deg 1 5351.56 42.98 54.00 -11.02 29.24 34.83 10.94 32.03 289 0 AVERAGE	Blank

Mode	21	
	Band Edge - L	
	U-NII-2A_5.25-5.35_802.11be EHT40_CH54_Full_5270MHz	
ANT	CDD 9+15	
Pol.	Horizontal	Fundamental
Peak	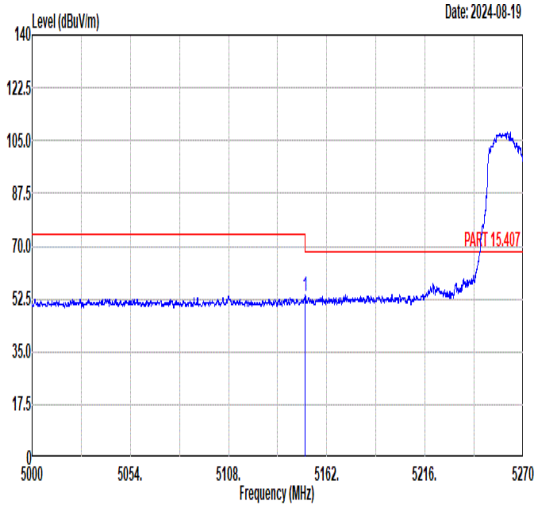 Freq Level Limit Line Margin (dB) Read Level Ant Factor Cable Loss Preamp Factor APos TPos Remark MHz dBuV/m dBuV/m dBuV dB/m dB dB cm deg 1 5149.99 53.55 74.00 -20.45 39.38 34.87 11.08 31.78 292 322 PEAK	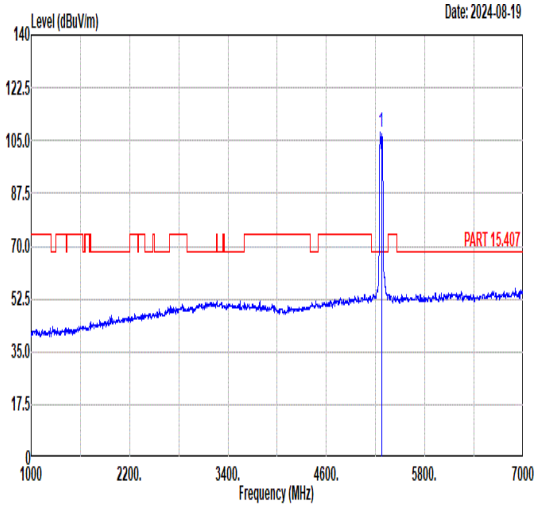 Freq Level Limit Line Margin (dB) Read Level Ant Factor Cable Loss Preamp Factor APos TPos Remark MHz dBuV/m dBuV/m dBuV dB/m dB dB cm deg 1 5270.00 107.67 ------ ------ 93.71 34.85 11.02 31.91 292 322 PEAK
Avg	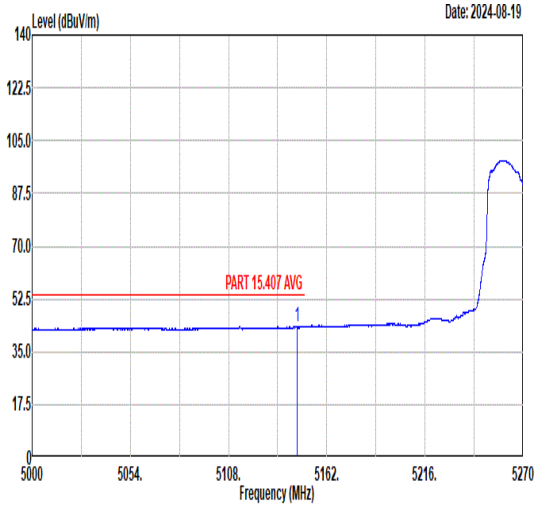 Freq Level Limit Line Margin (dB) Read Level Ant Factor Cable Loss Preamp Factor APos TPos Remark MHz dBuV/m dBuV/m dBuV dB/m dB dB cm deg 1 5145.69 43.37 54.00 -10.63 29.19 34.87 11.09 31.78 292 322 AVERAGE	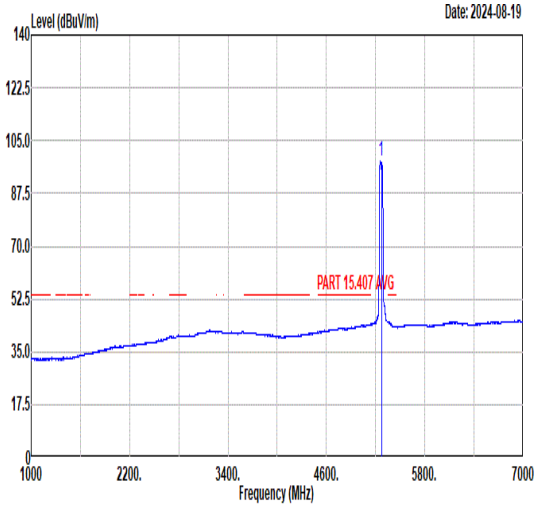 Freq Level Limit Line Margin (dB) Read Level Ant Factor Cable Loss Preamp Factor APos TPos Remark MHz dBuV/m dBuV/m dBuV dB/m dB dB cm deg 1 5270.00 98.29 ------ ------ 84.33 34.85 11.02 31.91 292 322 AVERAGE

Mode	21	
	Band Edge - R	
	U-NII-2A_5.25-5.35_802.11be EHT40_CH54_Full_5270MHz	
ANT	CDD 9+15	
Pol.	Horizontal	Fundamental
Peak	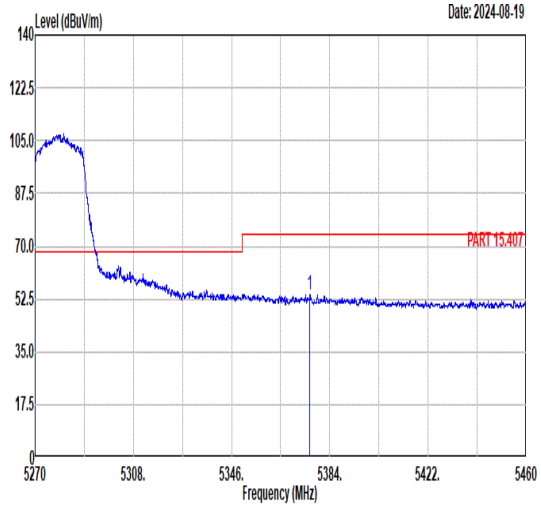 Freq Level Limit Line Margin (dB) Read Level Ant Factor Cable Loss Preamp Factor APos TPos Remark MHz dBuV/m dBuV/m dBuV dB/m dB dB cm deg 1 5376.31 54.03 74.00 -19.97 40.35 34.82 10.92 32.06 292 322 PEAK	Blank
Avg	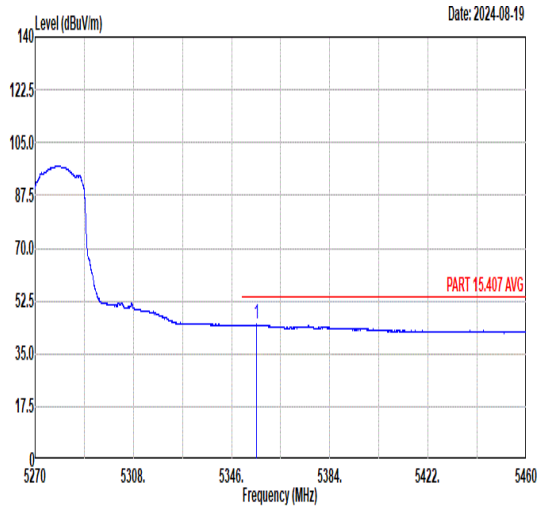 Freq Level Limit Line Margin (dB) Read Level Ant Factor Cable Loss Preamp Factor APos TPos Remark MHz dBuV/m dBuV/m dBuV dB/m dB dB cm deg 1 5355.60 44.64 54.00 -9.36 30.91 34.83 10.94 32.04 292 322 AVERAGE	Blank

Mode	21	
	Band Edge - L	
	U-NII-2A_5.25-5.35_802.11be EHT40_CH54_Full_5270MHz	
ANT	CDD 9+15	
Pol.	Vertical	Fundamental
Peak	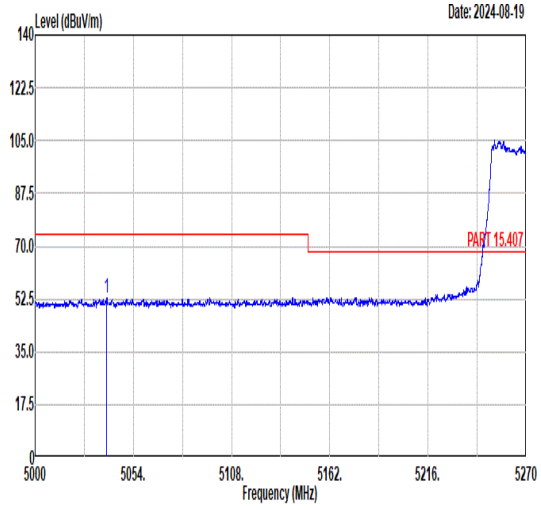 Freq Level Limit Line Margin (dB) Read Level Ant Factor Cable Loss Preamp Factor APos TPos Remark 1 5039.31 52.86 74.00 -21.14 38.46 34.89 11.15 31.64 379 0 PEAK	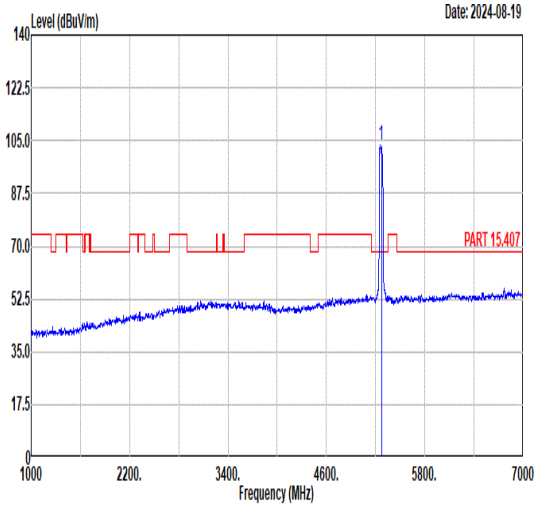 Freq Level Limit Line Margin (dB) Read Level Ant Factor Cable Loss Preamp Factor APos TPos Remark 1 5270.00 103.68 ------ ------ 89.72 34.85 11.02 31.91 379 0 PEAK
Avg	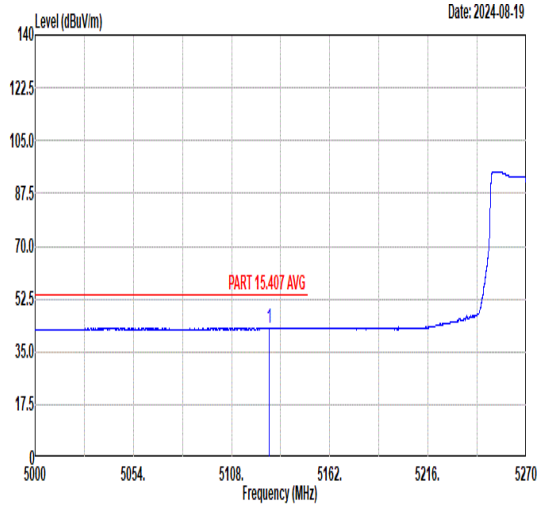 Freq Level Limit Line Margin (dB) Read Level Ant Factor Cable Loss Preamp Factor APos TPos Remark 1 5128.68 43.02 54.00 -10.98 28.81 34.87 11.10 31.76 379 0 AVERAGE	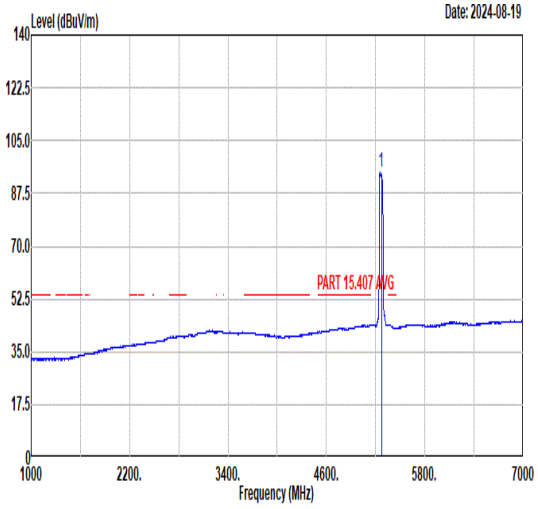 Freq Level Limit Line Margin (dB) Read Level Ant Factor Cable Loss Preamp Factor APos TPos Remark 1 5270.00 94.55 ------ ------ 80.59 34.85 11.02 31.91 379 0 AVERAGE

Mode	21	
	Band Edge - R	
	U-NII-2A_5.25-5.35_802.11be EHT40_CH54_Full_5270MHz	
ANT	CDD 9+15	
Pol.	Vertical	Fundamental
Peak	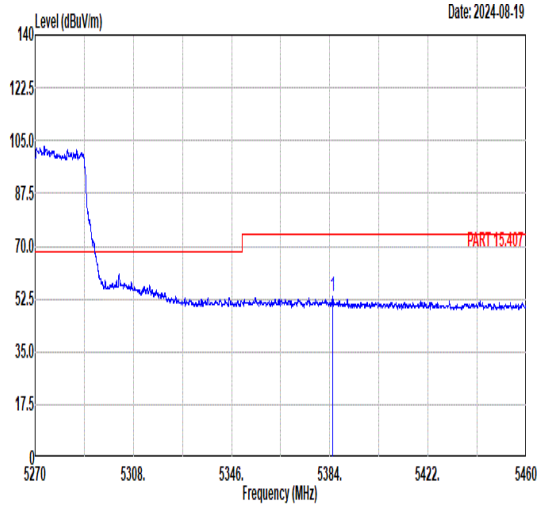 Freq Level Limit Line Margin (dB) Read Level Ant Factor Cable Loss Preamp Factor APos TPos Remark MHz dBuV/m dBuV/m dBuV dB/m dB dB cm deg 1 5385.05 53.25 74.00 -20.75 39.58 34.82 10.92 32.07 379 0 PEAK	Blank
Avg	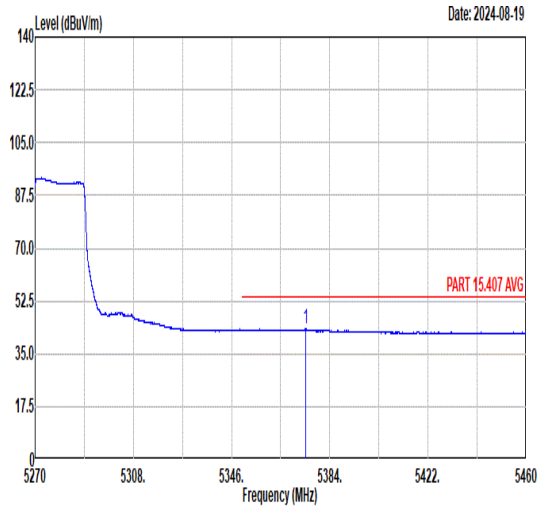 Freq Level Limit Line Margin (dB) Read Level Ant Factor Cable Loss Preamp Factor APos TPos Remark MHz dBuV/m dBuV/m dBuV dB/m dB dB cm deg 1 5374.80 43.27 54.00 -10.73 29.58 34.83 10.92 32.06 379 0 AVERAGE	Blank

Mode	22	
	Band Edge - L	
	U-NII-2A_5.25-5.35_802.11be EHT40_CH62_Full_5310MHz	
ANT	CDD 9+15	
Pol.	Horizontal	Fundamental
Peak	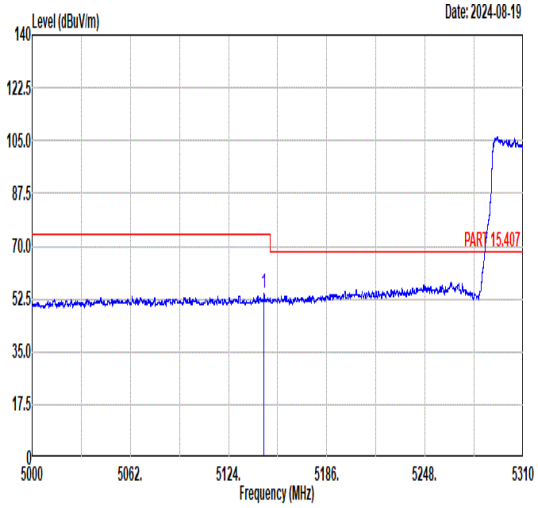 Freq Level Limit Line Margin (dB) Read Level Ant Factor Cable Loss Preamp Factor APos TPos Remark MHz dBuV/m dBuV/m dBuV dB/m dB dB cm deg 1 5146.20 54.42 74.00 -19.58 40.24 34.87 11.09 31.78 303 114 PEAK	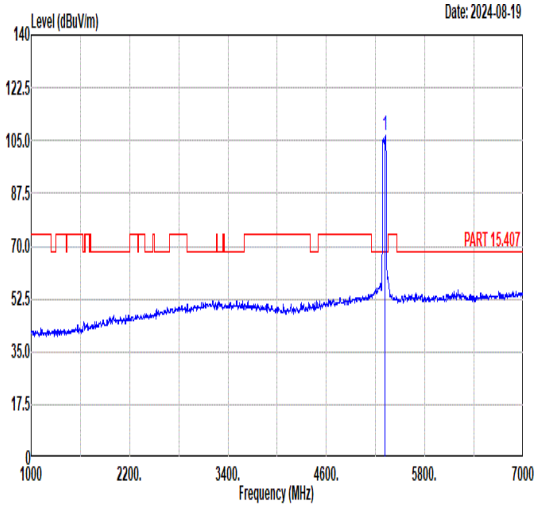 Freq Level Limit Line Margin (dB) Read Level Ant Factor Cable Loss Preamp Factor APos TPos Remark MHz dBuV/m dBuV/m dBuV dB/m dB dB cm deg 1 5310.00 106.46 ------ ------ 92.66 34.84 10.96 32.00 303 114 PEAK
Avg	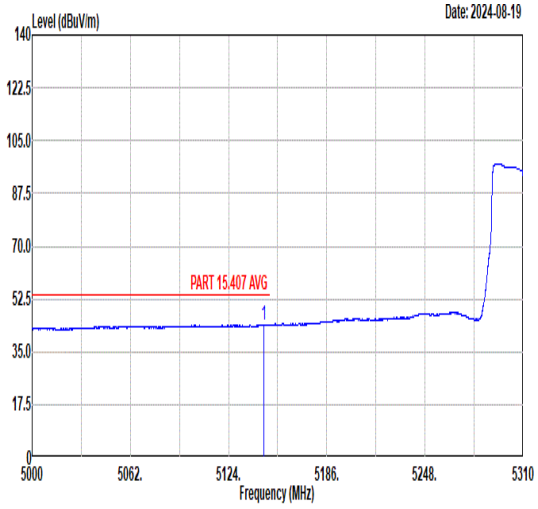 Freq Level Limit Line Margin (dB) Read Level Ant Factor Cable Loss Preamp Factor APos TPos Remark MHz dBuV/m dBuV/m dBuV dB/m dB dB cm deg 1 5146.48 43.91 54.00 -10.09 29.73 34.87 11.09 31.78 303 114 AVERAGE	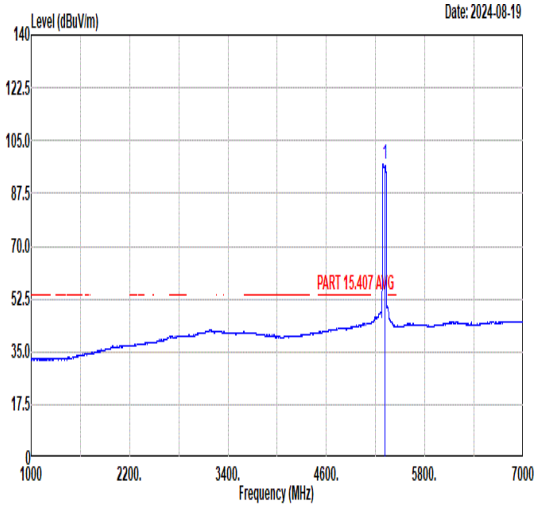 Freq Level Limit Line Margin (dB) Read Level Ant Factor Cable Loss Preamp Factor APos TPos Remark MHz dBuV/m dBuV/m dBuV dB/m dB dB cm deg 1 5310.00 97.24 ------ ------ 83.37 34.84 10.99 31.96 303 114 AVERAGE

Mode	22	
	Band Edge - R	
	U-NII-2A_5.25-5.35_802.11be EHT40_CH62_Full_5310MHz	
ANT	CDD 9+15	
Pol.	Horizontal	Fundamental
Peak	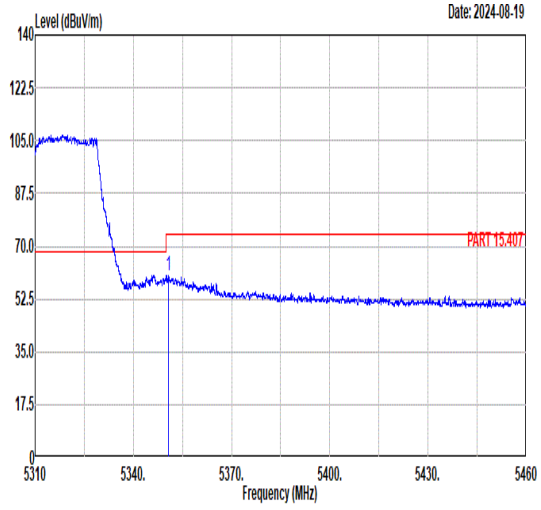 Freq Level Limit Line Margin (dB) Read Level Ant Factor Cable Loss Preamp Factor APos TPos Remark MHz dBuV/m dBuV/m dBuV dB/m dB dB cm deg 1 5350.73 60.20 74.00 -13.80 46.46 34.83 10.94 32.03 303 114 PEAK	Blank
Avg	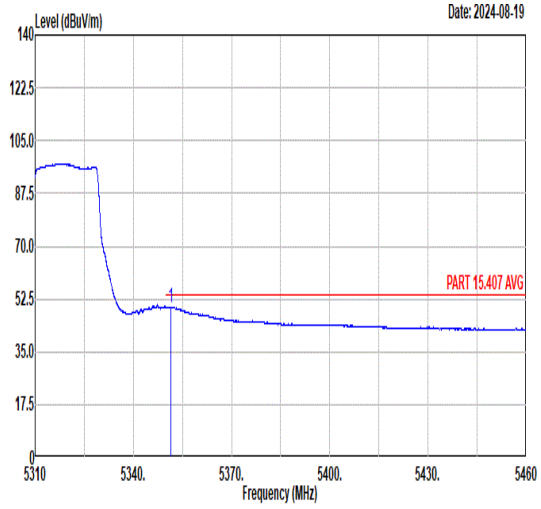 Freq Level Limit Line Margin (dB) Read Level Ant Factor Cable Loss Preamp Factor APos TPos Remark MHz dBuV/m dBuV/m dBuV dB/m dB dB cm deg 1 5351.48 49.86 54.00 -4.14 36.12 34.83 10.94 32.03 303 114 AVERAGE	Blank

Mode	22	
	Band Edge - L	
	U-NII-2A_5.25-5.35_802.11be EHT40_CH62_Full_5310MHz	
ANT	CDD 9+15	
Pol.	Vertical	Fundamental
Peak	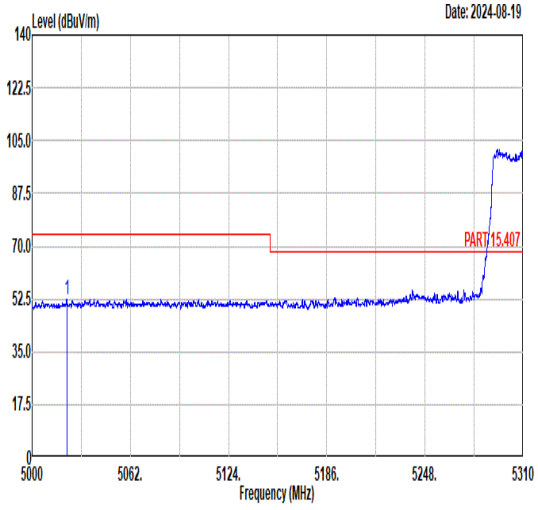 Freq Level Limit Line Margin (dB) Read Level Ant Factor Cable Loss Preamp Factor APos TPos Remark 1 5021.89 52.45 74.00 -21.55 38.01 34.90 11.16 31.62 385 0 PEAK	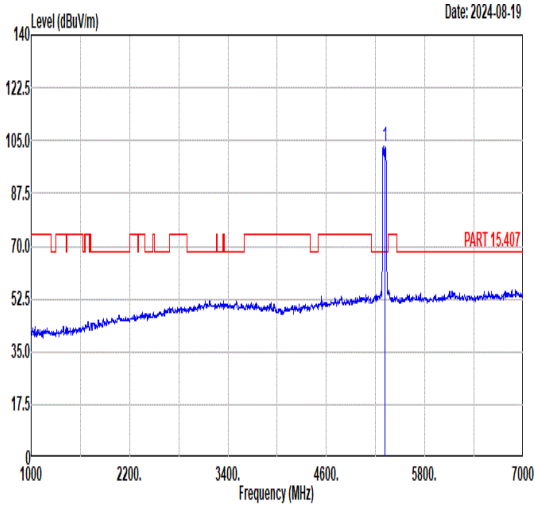 Freq Level Limit Line Margin (dB) Read Level Ant Factor Cable Loss Preamp Factor APos TPos Remark 1 5310.00 103.12 ------ ------ 89.29 34.84 10.97 31.98 385 0 PEAK
Avg	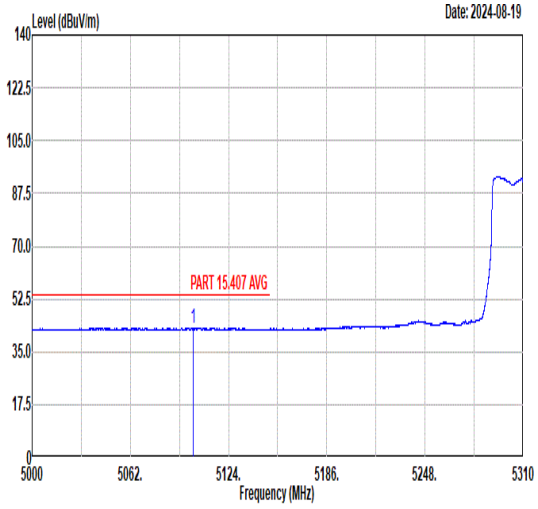 Freq Level Limit Line Margin (dB) Read Level Ant Factor Cable Loss Preamp Factor APos TPos Remark 1 5101.84 42.82 54.00 -11.18 28.55 34.88 11.11 31.72 385 0 AVERAGE	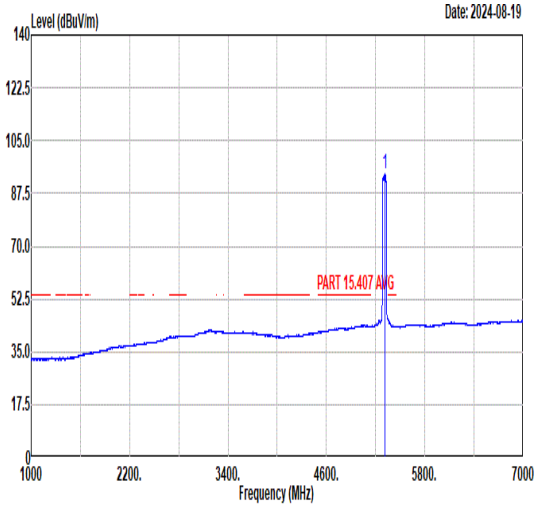 Freq Level Limit Line Margin (dB) Read Level Ant Factor Cable Loss Preamp Factor APos TPos Remark 1 5310.00 94.25 ------ ------ 80.42 34.84 10.97 31.98 385 0 AVERAGE

Mode	22	
	Band Edge - R	
	U-NII-2A_5.25-5.35_802.11be EHT40_CH62_Full_5310MHz	
ANT	CDD 9+15	
Pol.	Vertical	Fundamental
Peak	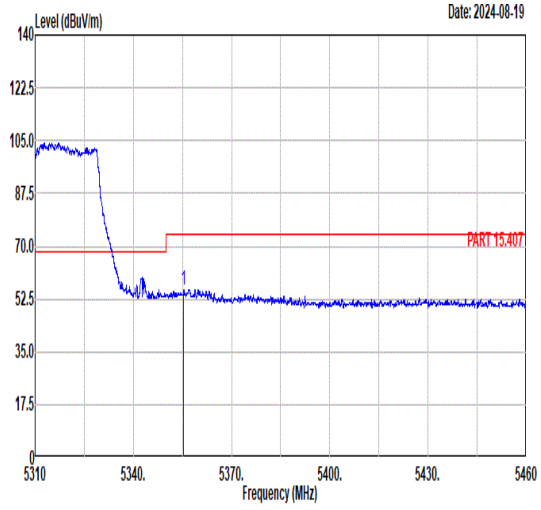 Freq Level Limit Line Margin (dB) Read Level Ant Factor Cable Loss Preamp Factor APos TPos Remark MHz dBuV/m dBuV/m dBuV dB/m dB dB cm deg 1 5355.39 55.64 74.00 -18.36 41.91 34.83 10.94 32.04 385 0 PEAK	Blank
Avg	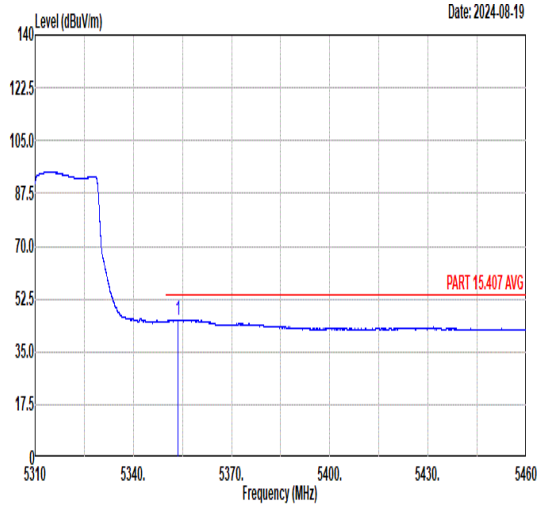 Freq Level Limit Line Margin (dB) Read Level Ant Factor Cable Loss Preamp Factor APos TPos Remark MHz dBuV/m dBuV/m dBuV dB/m dB dB cm deg 1 5353.73 45.47 54.00 -8.53 31.73 34.83 10.94 32.03 385 0 AVERAGE	Blank

Mode	23	
	Band Edge - L	
	U-NII-2C_5.47-5.725_802.11be EHT40_CH102_Full_5510MHz	
ANT	CDD 9+15	
Pol.	Horizontal	Fundamental
Peak	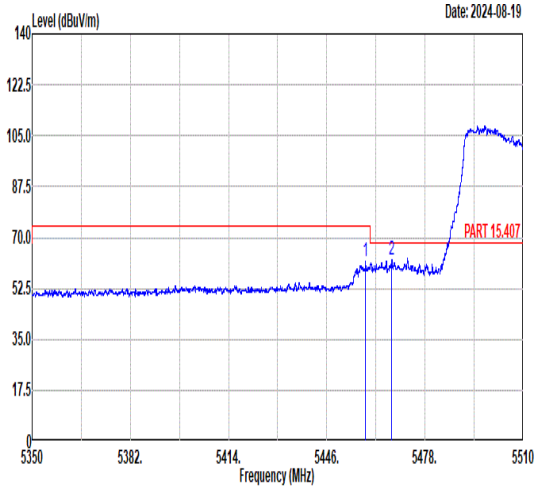 Freq Level Limit Line Margin (dB) Read Level Ant Factor Cable Loss Preamp Factor APos TPos Remark MHz dBuV/m dBuV/m dBuV dB/m dB dB cm deg 1 5458.56 61.90 74.00 -12.10 48.14 34.81 11.11 32.16 216 357 PEAK 2 5467.22 62.35 68.30 -5.95 48.56 34.81 11.15 32.17 216 357 PEAK	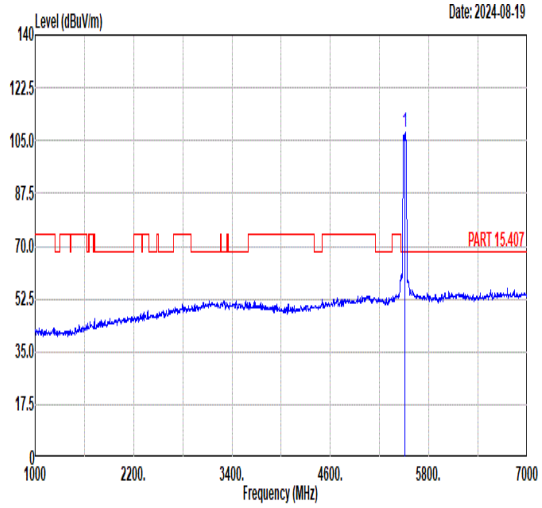 Freq Level Limit Line Margin (dB) Read Level Ant Factor Cable Loss Preamp Factor APos TPos Remark MHz dBuV/m dBuV/m dBuV dB/m dB dB cm deg 1 5510.00 107.67 ------ ------ 93.72 34.82 11.35 32.22 216 357 PEAK
Avg	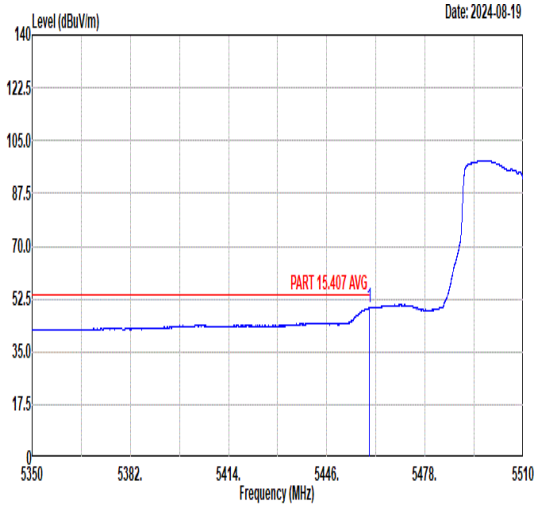 Freq Level Limit Line Margin (dB) Read Level Ant Factor Cable Loss Preamp Factor APos TPos Remark MHz dBuV/m dBuV/m dBuV dB/m dB dB cm deg 1 5459.84 49.60 54.00 -4.40 35.84 34.81 11.12 32.17 216 357 AVERAGE	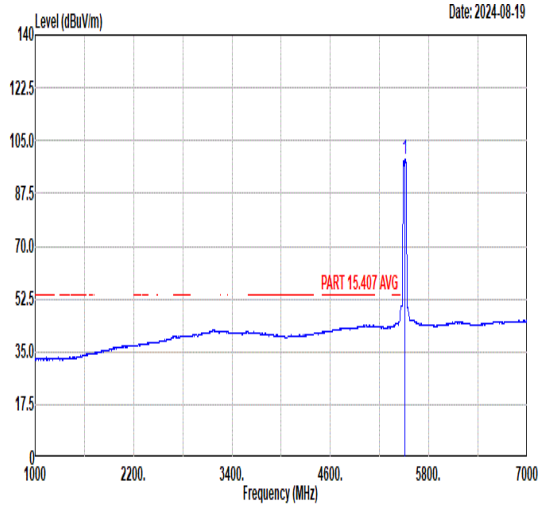 Freq Level Limit Line Margin (dB) Read Level Ant Factor Cable Loss Preamp Factor APos TPos Remark MHz dBuV/m dBuV/m dBuV dB/m dB dB cm deg 1 5510.00 98.94 ------ ------ 84.99 34.82 11.35 32.22 216 357 AVERAGE

Mode	23	
	Band Edge - R	
	U-NII-2C_5.47-5.725_802.11be EHT40_CH102_Full_5510MHz	
ANT	CDD 9+15	
Pol.	Horizontal	Fundamental
Peak	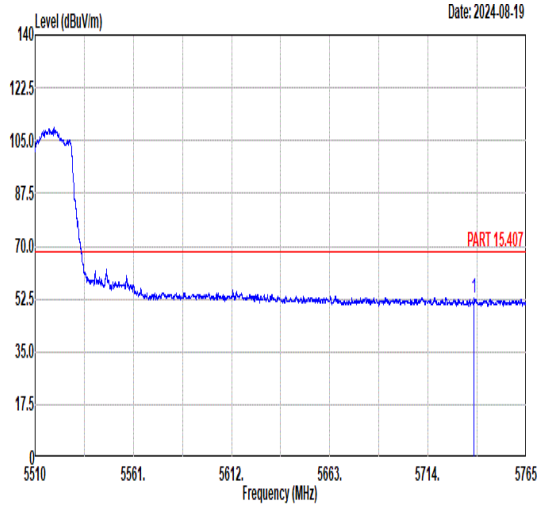 Freq Level Limit Line Margin (dB) Read Level Ant Factor Cable Loss Preamp Factor APos TPos Remark MHz dBuV/m dBuV/m dBuV dB/m dB dB cm deg 1 5737.87 53.02 68.30 -15.28 38.64 35.13 11.65 32.40 216 357 PEAK	Blank

Mode	23	
	Band Edge - L	
	U-NII-2C_5.47-5.725_802.11be EHT40_CH102_Full_5510MHz	
ANT	CDD 9+15	
Pol.	Vertical	Fundamental
Peak	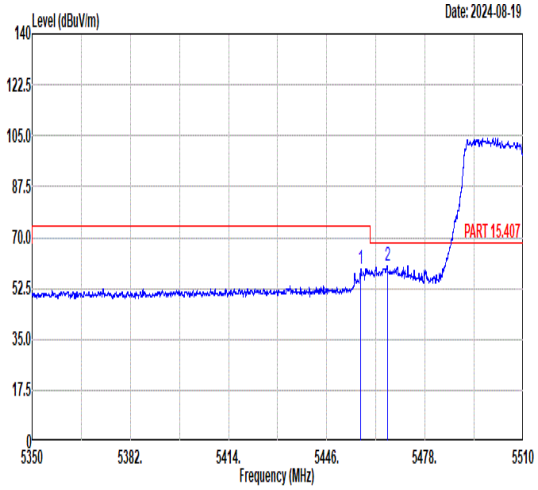 Freq Level Limit Line Margin (dB) Read Level Ant Factor Cable Loss Preamp Factor APos TPos Remark MHz dBuV/m dBuV/m dBuV dB/m dB dB cm deg 1 5456.96 59.39 74.00 -14.61 45.63 34.81 11.11 32.16 369 360 PEAK 2 5465.76 60.42 68.30 -7.88 46.64 34.81 11.14 32.17 369 360 PEAK	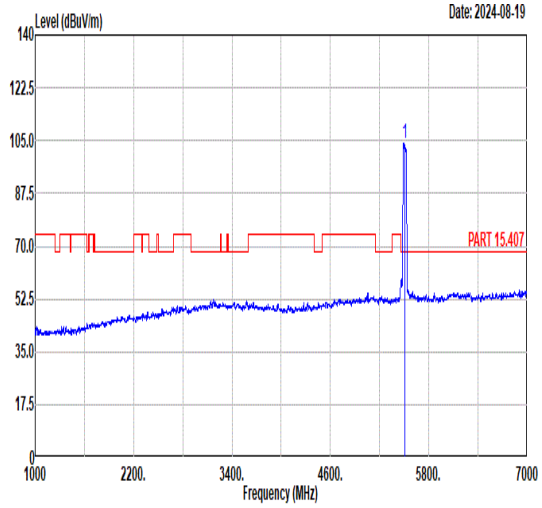 Freq Level Limit Line Margin (dB) Read Level Ant Factor Cable Loss Preamp Factor APos TPos Remark MHz dBuV/m dBuV/m dBuV dB/m dB dB cm deg 1 5510.00 104.10 ------ ------ 90.25 34.80 11.25 32.20 369 360 PEAK
Avg	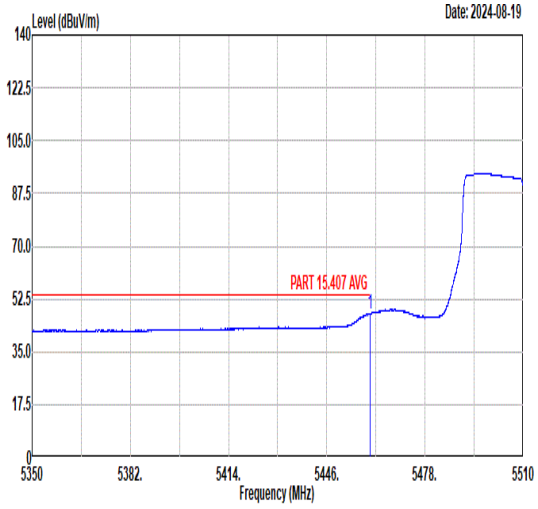 Freq Level Limit Line Margin (dB) Read Level Ant Factor Cable Loss Preamp Factor APos TPos Remark MHz dBuV/m dBuV/m dBuV dB/m dB dB cm deg 1 5460.00 47.67 54.00 -6.33 33.91 34.81 11.12 32.17 369 360 AVERAGE	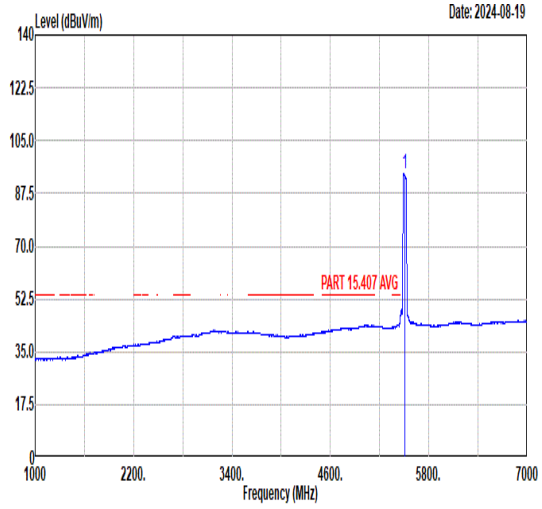 Freq Level Limit Line Margin (dB) Read Level Ant Factor Cable Loss Preamp Factor APos TPos Remark MHz dBuV/m dBuV/m dBuV dB/m dB dB cm deg 1 5510.00 93.92 ------ ------ 80.06 34.80 11.27 32.21 369 360 AVERAGE

Mode	23	
	Band Edge - R	
	U-NII-2C_5.47-5.725_802.11be EHT40_CH102_Full_5510MHz	
ANT	CDD 9+15	
Pol.	Vertical	Fundamental
Peak	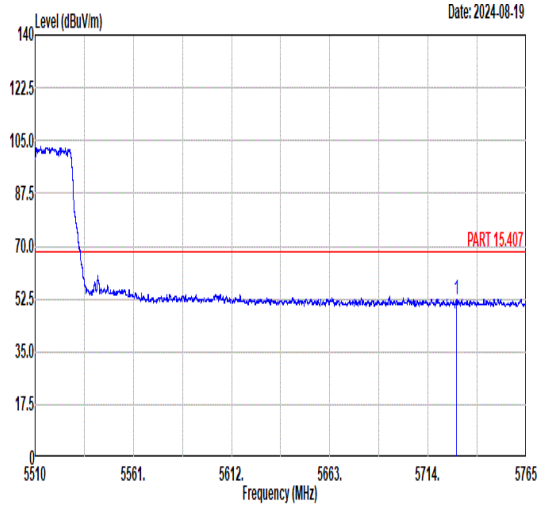 Freq Level Limit Line Margin (dB) Read Level Ant Factor Cable Loss Preamp Factor APos TPos Remark MHz dBuV/m dBuV/m dBuV dB/m dB dB cm deg 1 5728.94 52.56 68.30 -15.74 38.18 35.12 11.65 32.39 369 360 PEAK	Blank

Mode	24	
	Band Edge - L	
	U-NII-2C_5.47-5.725_802.11be EHT40_CH134_Full_5670MHz	
ANT	CDD 9+15	
Pol.	Horizontal	Fundamental
Peak	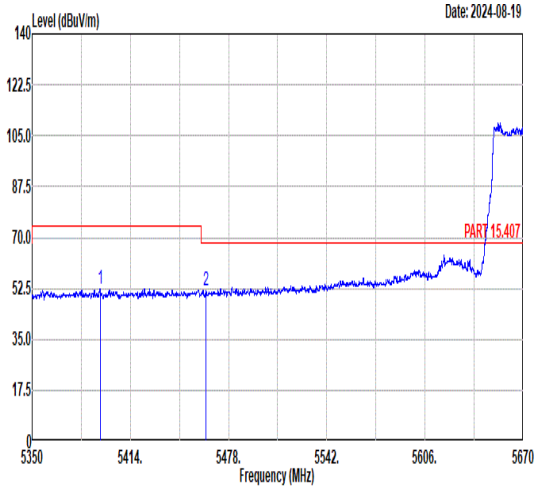 Freq Level Limit Line Margin (dB) Read Level Ant Factor Cable Loss Preamp Factor APos TPos Remark MHz dBuV/m dBuV/m dBuV dB/m dB dB cm deg 1 5394.35 52.17 74.00 -21.83 38.52 34.82 10.91 32.08 232 117 PEAK 2 5463.15 51.73 68.30 -16.57 37.96 34.81 11.13 32.17 232 117 PEAK	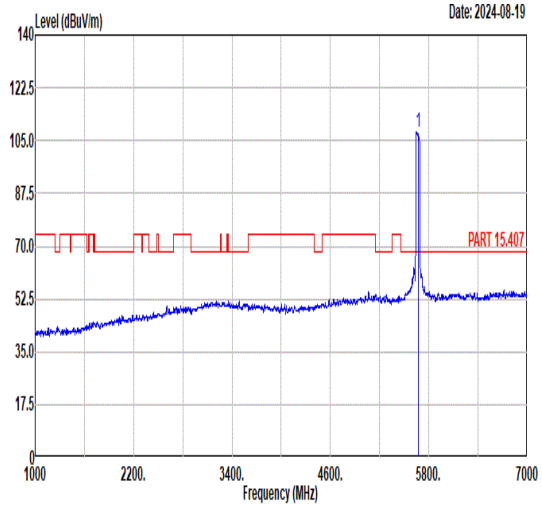 Freq Level Limit Line Margin (dB) Read Level Ant Factor Cable Loss Preamp Factor APos TPos Remark MHz dBuV/m dBuV/m dBuV dB/m dB dB cm deg 1 5670.00 107.90 ------ ------ 93.53 35.01 11.69 32.33 232 117 PEAK
Avg	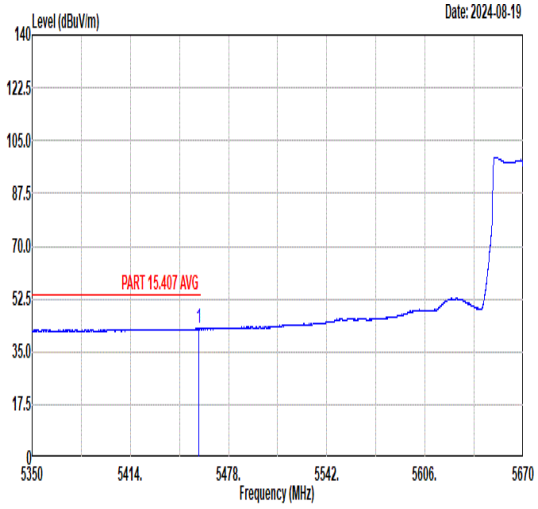 Freq Level Limit Line Margin (dB) Read Level Ant Factor Cable Loss Preamp Factor APos TPos Remark MHz dBuV/m dBuV/m dBuV dB/m dB dB cm deg 1 5458.64 42.68 54.00 -11.32 28.92 34.81 11.11 32.16 232 117 AVERAGE	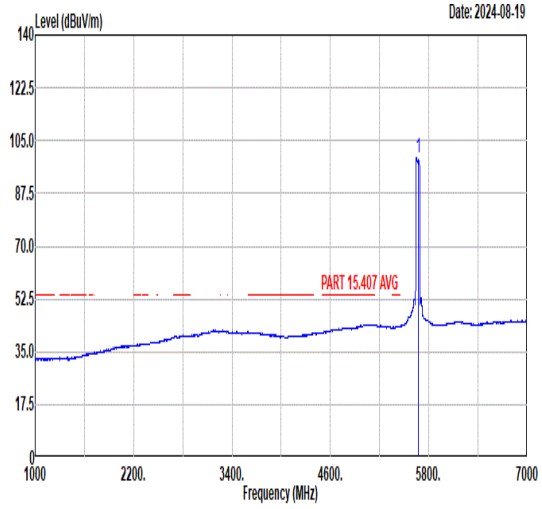 Freq Level Limit Line Margin (dB) Read Level Ant Factor Cable Loss Preamp Factor APos TPos Remark MHz dBuV/m dBuV/m dBuV dB/m dB dB cm deg 1 5670.00 99.31 ------ ------ 84.94 35.01 11.69 32.33 232 117 AVERAGE

Mode	24	
	Band Edge - R	
	U-NII-2C_5.47-5.725_802.11be EHT40_CH134_Full_5670MHz	
ANT	CDD 9+15	
Pol.	Horizontal	Fundamental
Peak	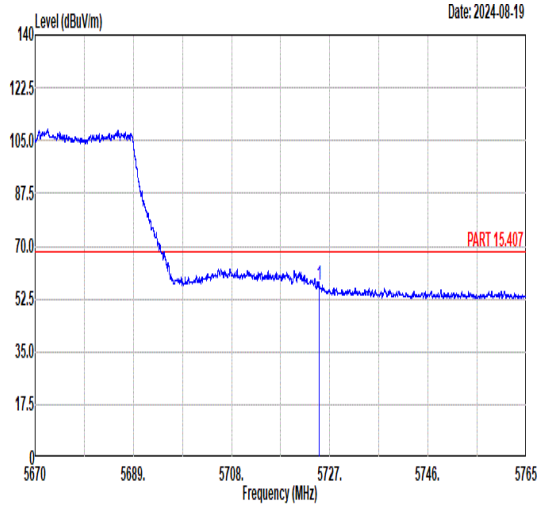 Freq Level Limit Line Margin (dB) Read Level Ant Factor Cable Loss Preamp Factor APos TPos Remark MHz dBuV/m dBuV/m dBuV dB/m dB dB cm deg 1 5725.01 56.97 68.30 -11.33 42.59 35.12 11.65 32.39 232 117 PEAK	Blank