Mode	31	
	Band Edge - L	
	2400-2483.5_802.11n HT20_CH06_2437MHz	
ANT	CDD 0+2	
Pol.	Horizontal	Fundamental
Peak	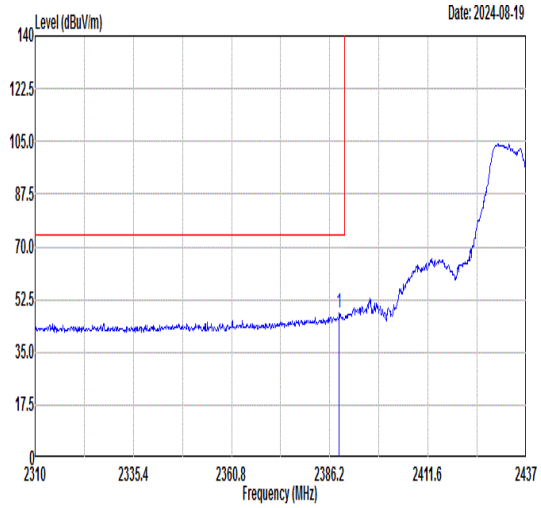 Limit Read Ant Cable Preamp APos TPos Freq Level Line Margin Level Factor Loss Factor Remark MHz dBuV/m dBuV/m dB dBuV dB/m dB dB cm deg 1 2388.61 47.88 74.00 -26.12 45.33 30.72 5.36 33.53 348 262 PEAK	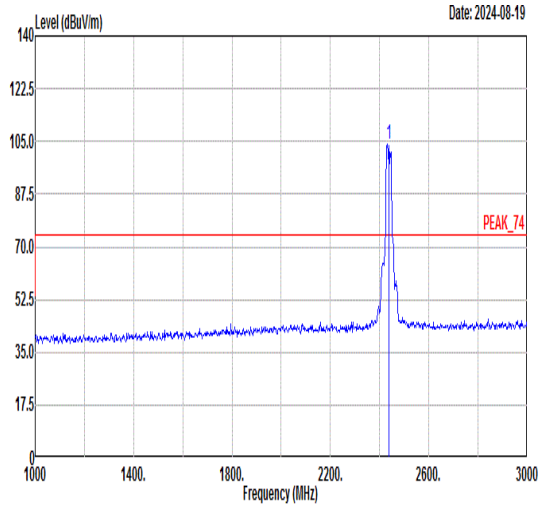 Limit Read Ant Cable Preamp APos TPos Freq Level Line Margin Level Factor Loss Factor Remark MHz dBuV/m dBuV/m dB dBuV dB/m dB dB cm deg 1 2437.00 103.93 ------ ------ 101.38 30.71 5.40 33.56 348 262 PEAK
Avg	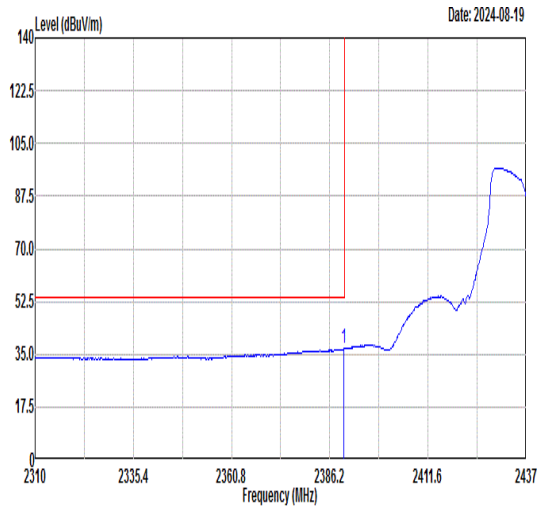 Limit Read Ant Cable Preamp APos TPos Freq Level Line Margin Level Factor Loss Factor Remark MHz dBuV/m dBuV/m dB dBuV dB/m dB dB cm deg 1 2389.76 36.72 54.00 -17.28 34.17 30.72 5.36 33.53 348 262 AVERAGE	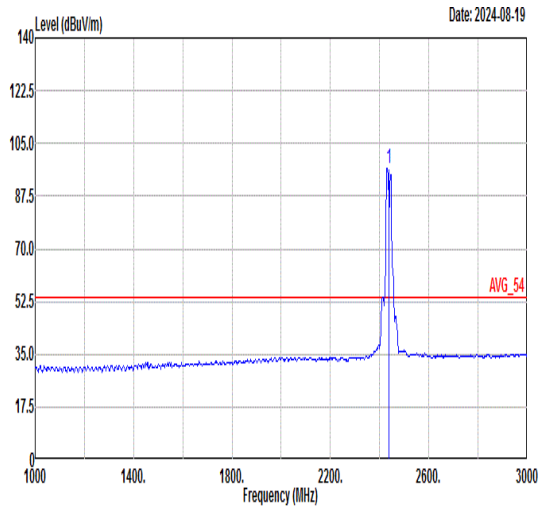 Limit Read Ant Cable Preamp APos TPos Freq Level Line Margin Level Factor Loss Factor Remark MHz dBuV/m dBuV/m dB dBuV dB/m dB dB cm deg 1 2437.00 96.70 ------ ------ 94.15 30.71 5.40 33.56 348 262 AVERAGE

Mode	31	
	Band Edge - R	
	2400-2483.5_802.11n HT20_CH06_2437MHz	
ANT	CDD 0+2	
Pol.	Horizontal	Fundamental
Peak	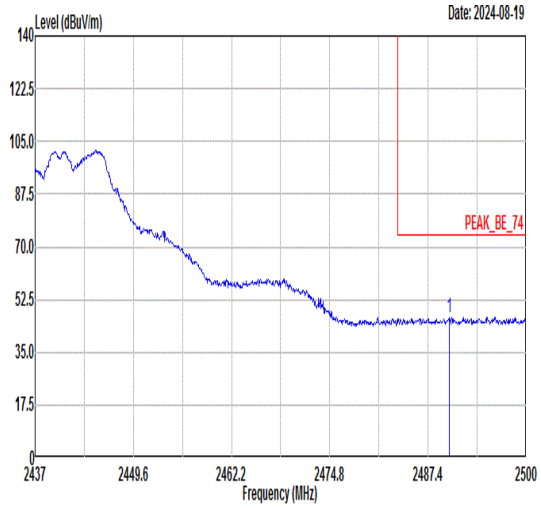 Freq Level Limit Line Margin Read Level Ant Factor Cable Loss Preamp Factor APos TPos Remark MHz dBuV/m dBuV/m dB dBuV dB/m dB dB cm deg 1 2490.17 46.58 74.00 -27.42 44.00 30.70 5.47 33.59 348 262 PEAK	Blank
Avg	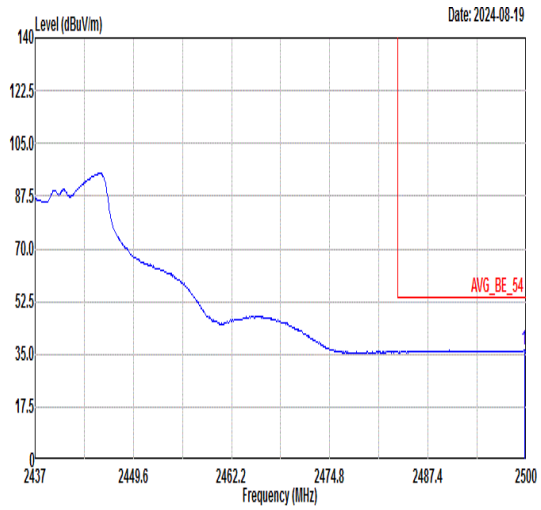 Freq Level Limit Line Margin Read Level Ant Factor Cable Loss Preamp Factor APos TPos Remark MHz dBuV/m dBuV/m dB dBuV dB/m dB dB cm deg 1 2499.75 36.22 54.00 -17.78 33.64 30.70 5.48 33.60 348 262 AVERAGE	Blank

Mode	31	
	Band Edge - L	
	2400-2483.5_802.11n HT20_CH06_2437MHz	
ANT	CDD 0+2	
Pol.	Vertical	Fundamental
Peak	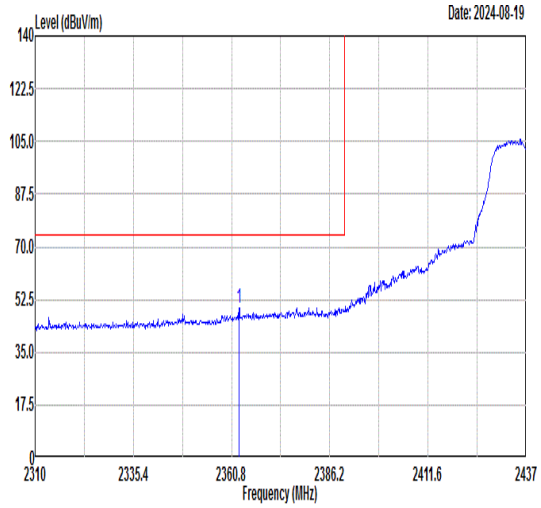 Freq Level Limit Line Margin Read Level Ant Factor Cable Loss Preamp Factor APos TPos Remark MHz dBuV/m dBuV/m dB dBuV dB/m dB dB cm deg 1 2362.71 49.82 74.00 -24.18 47.27 30.73 5.34 33.52 291 280 PEAK	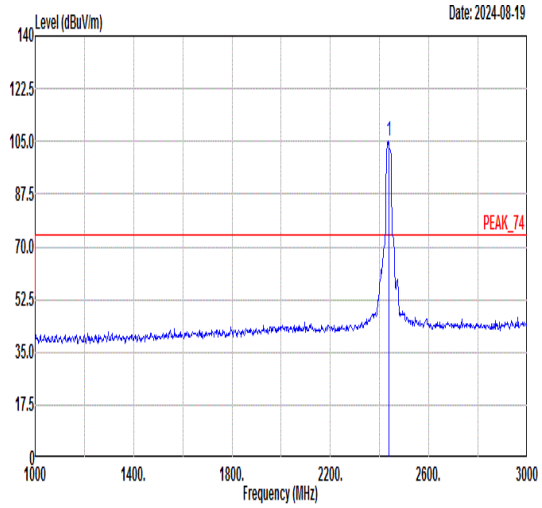 Freq Level Limit Line Margin Read Level Ant Factor Cable Loss Preamp Factor APos TPos Remark MHz dBuV/m dBuV/m dB dBuV dB/m dB dB cm deg 1 2437.00 105.26 ------ ------ 102.71 30.71 5.40 33.56 291 280 PEAK
Avg	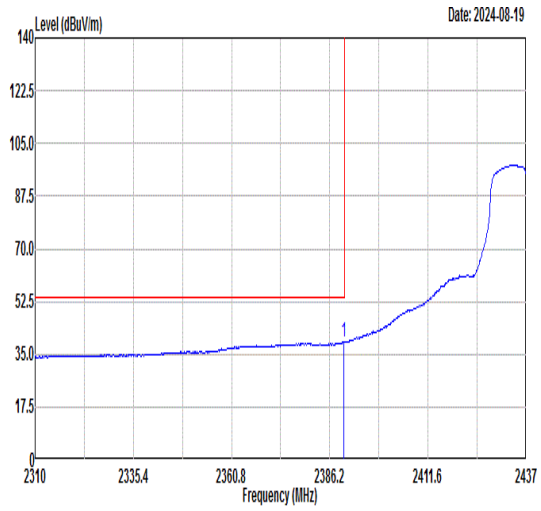 Freq Level Limit Line Margin Read Level Ant Factor Cable Loss Preamp Factor APos TPos Remark MHz dBuV/m dBuV/m dB dBuV dB/m dB dB cm deg 1 2389.88 38.90 54.00 -15.10 36.35 30.72 5.36 33.53 291 280 AVERAGE	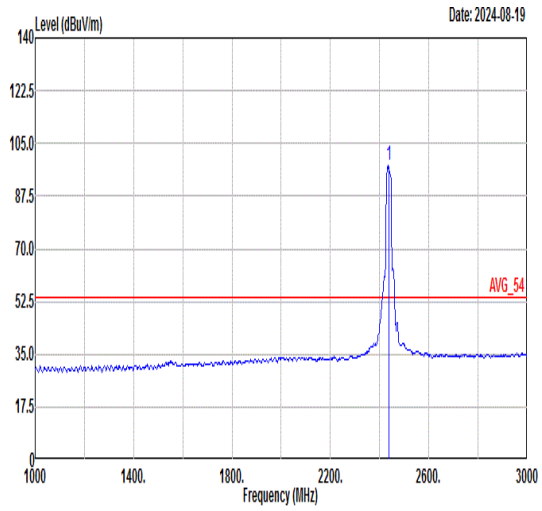 Freq Level Limit Line Margin Read Level Ant Factor Cable Loss Preamp Factor APos TPos Remark MHz dBuV/m dBuV/m dB dBuV dB/m dB dB cm deg 1 2437.00 97.64 ------ ------ 95.09 30.71 5.40 33.56 291 280 AVERAGE

Mode	31	
	Band Edge - R	
	2400-2483.5_802.11n HT20_CH06_2437MHz	
ANT	CDD 0+2	
Pol.	Vertical	Fundamental
Peak	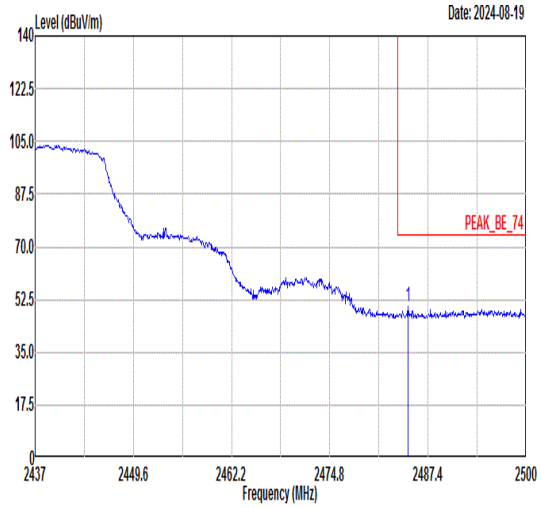 Freq Level Limit Line Margin Read Level Ant Factor Cable Loss Preamp Factor APos TPos Remark MHz dBuV/m dBuV/m dB dBuV dB/m dB dB cm deg 1 2484.82 49.97 74.00 -24.03 47.40 30.70 5.46 33.59 291 280 PEAK	Blank
Avg	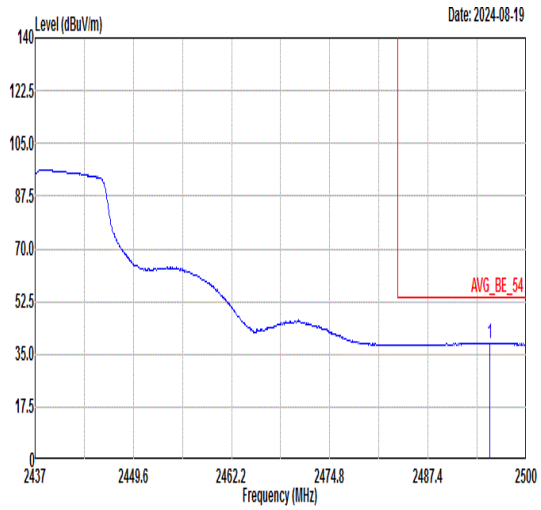 Freq Level Limit Line Margin Read Level Ant Factor Cable Loss Preamp Factor APos TPos Remark MHz dBuV/m dBuV/m dB dBuV dB/m dB dB cm deg 1 2495.28 38.80 54.00 -15.20 36.23 30.70 5.47 33.60 291 280 AVERAGE	Blank

Mode	31	
	Harmonic	
	2400-2483.5_802.11n HT20_CH06_2437MHz	
ANT	CDD 0+2	
Pol.	Horizontal	Vertical
Peak Avg	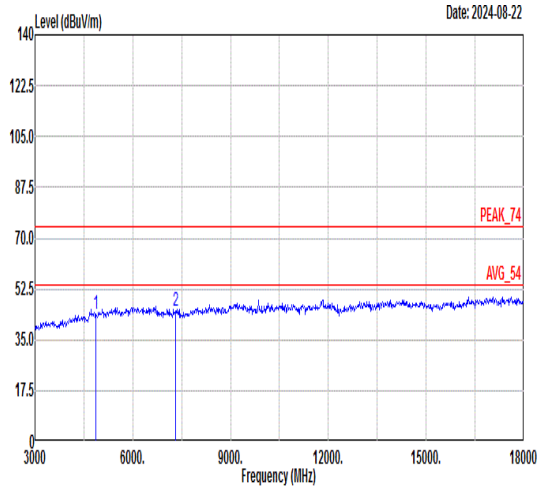 Freq Level Limit Line Margin Read Level Ant Factor Cable Loss Preamp Factor APos TPos Remark MHz dBuV/m dBuV/m dB dBuV dB/m dB dB cm deg 1 4874.00 44.07 74.00 -29.93 64.32 35.90 8.72 64.87 --- --- Peak 2 7311.00 44.69 74.00 -29.31 62.49 36.88 10.18 64.86 --- --- Peak	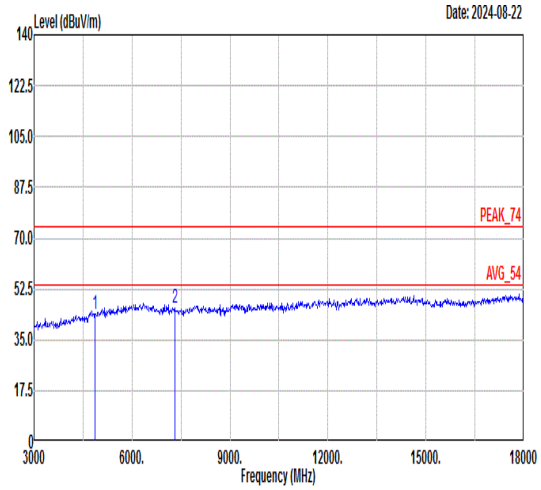 Freq Level Limit Line Margin Read Level Ant Factor Cable Loss Preamp Factor APos TPos Remark MHz dBuV/m dBuV/m dB dBuV dB/m dB dB cm deg 1 4874.00 44.07 74.00 -29.93 64.32 35.90 8.72 64.87 --- --- Peak 2 7311.00 46.11 74.00 -27.89 63.91 36.88 10.18 64.86 --- --- Peak

Mode	32	
	Band Edge	
	2400-2483.5_802.11n HT20_CH11_2462MHz	
ANT	CDD 0+2	
Pol.	Horizontal	Fundamental
Peak	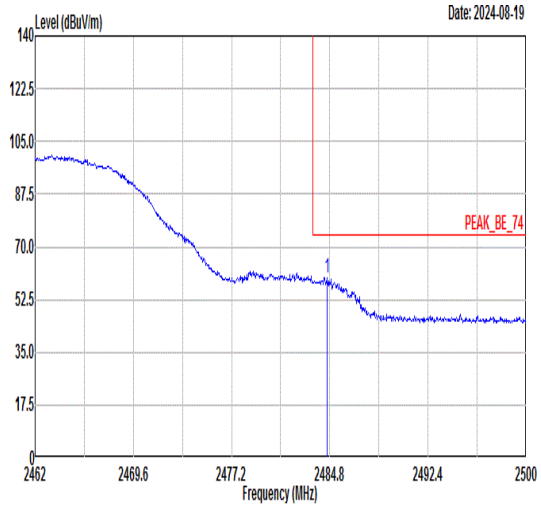 Freq Level Limit Line Margin Read Level Ant Factor Cable Loss Preamp Factor APos TPos Remark MHz dBuV/m dBuV/m dB dBuV dB/m dB dB cm deg 1 2484.61 59.62 74.00 -14.38 57.05 30.70 5.46 33.59 344 228 PEAK	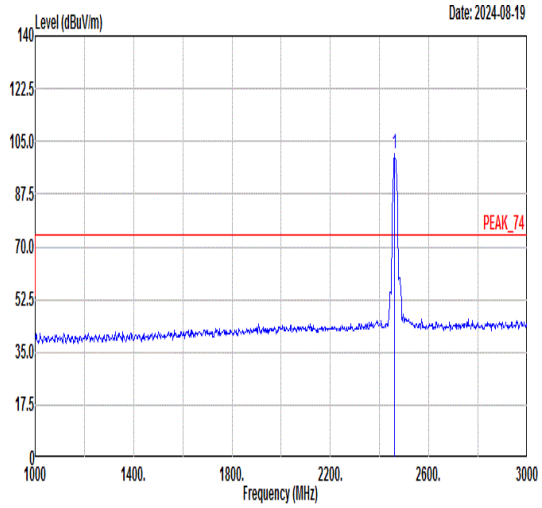 Freq Level Limit Line Margin Read Level Ant Factor Cable Loss Preamp Factor APos TPos Remark MHz dBuV/m dBuV/m dB dBuV dB/m dB dB cm deg 1 2462.00 100.76 ------ ------ 98.20 30.71 5.43 33.58 344 228 PEAK
Avg	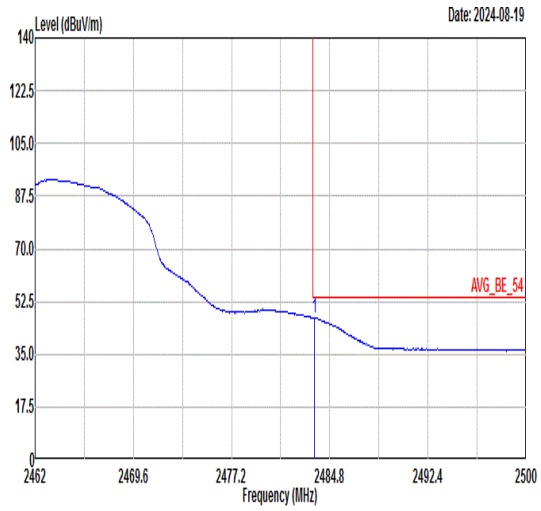 Freq Level Limit Line Margin Read Level Ant Factor Cable Loss Preamp Factor APos TPos Remark MHz dBuV/m dBuV/m dB dBuV dB/m dB dB cm deg 1 2483.58 47.08 54.00 -6.92 44.51 30.70 5.46 33.59 344 228 AVERAGE	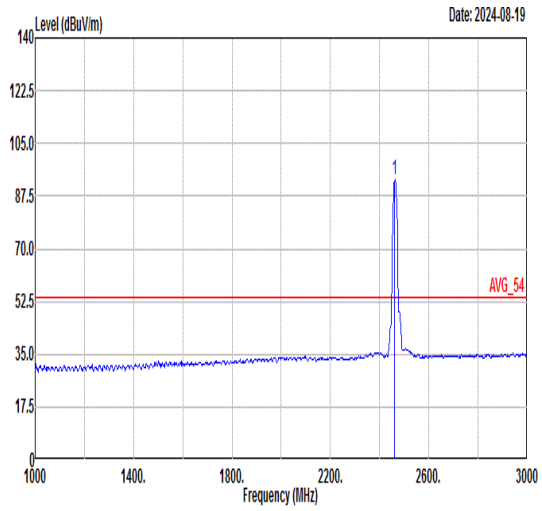 Freq Level Limit Line Margin Read Level Ant Factor Cable Loss Preamp Factor APos TPos Remark MHz dBuV/m dBuV/m dB dBuV dB/m dB dB cm deg 1 2462.00 92.73 ------ ------ 90.16 30.71 5.44 33.58 344 228 AVERAGE

Mode	32	
	Band Edge	
	2400-2483.5_802.11n HT20_CH11_2462MHz	
ANT	CDD 0+2	
Pol.	Vertical	Fundamental
Peak	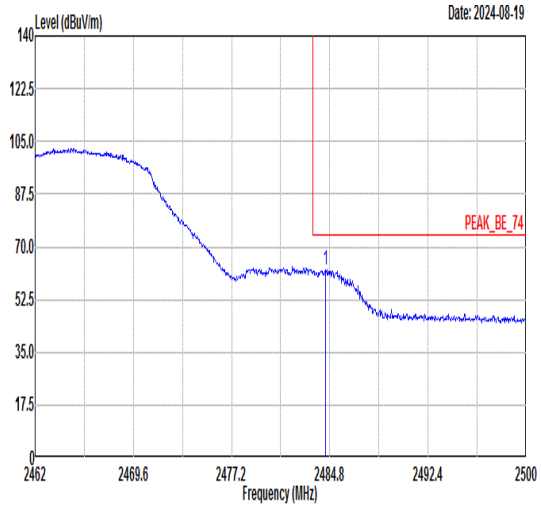 Freq Level Limit Line Margin Read Level Ant Factor Cable Loss Preamp Factor APos TPos Remark MHz dBuV/m dBuV/m dB dBuV dB/m dB dB cm deg 1 2484.46 62.23 74.00 -11.77 59.66 30.70 5.46 33.59 194 81 PEAK	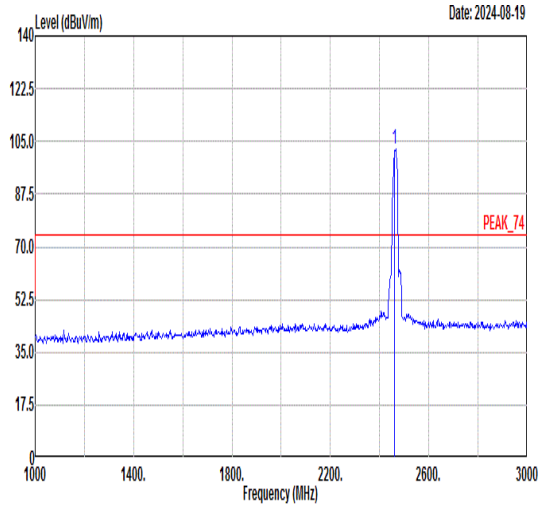 Freq Level Limit Line Margin Read Level Ant Factor Cable Loss Preamp Factor APos TPos Remark MHz dBuV/m dBuV/m dB dBuV dB/m dB dB cm deg 1 2462.00 102.65 ------ ------ 100.08 30.71 5.44 33.58 194 81 PEAK
Avg	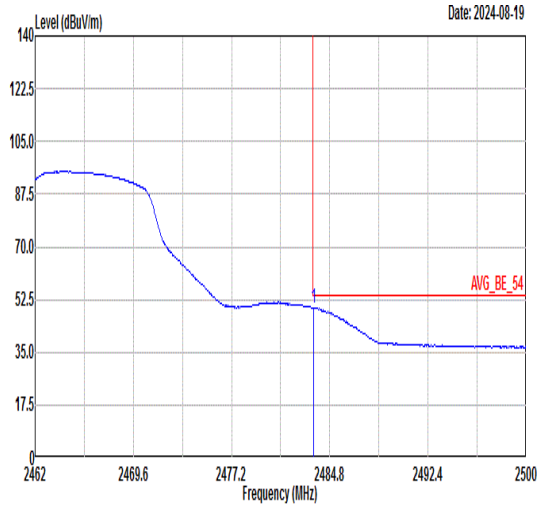 Freq Level Limit Line Margin Read Level Ant Factor Cable Loss Preamp Factor APos TPos Remark MHz dBuV/m dBuV/m dB dBuV dB/m dB dB cm deg 1 2483.55 49.87 54.00 -4.13 47.30 30.70 5.46 33.59 194 81 AVERAGE	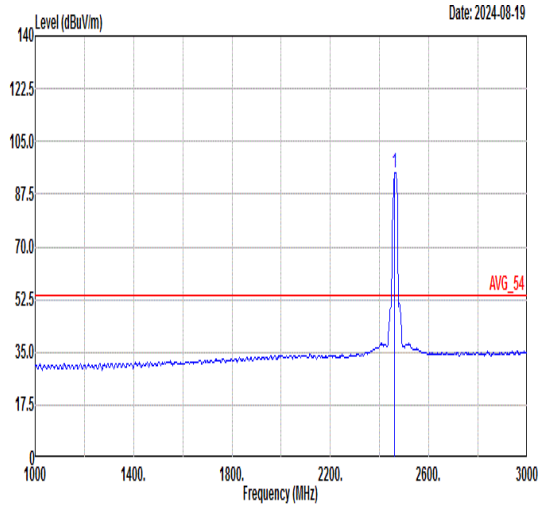 Freq Level Limit Line Margin Read Level Ant Factor Cable Loss Preamp Factor APos TPos Remark MHz dBuV/m dBuV/m dB dBuV dB/m dB dB cm deg 1 2462.00 94.82 ------ ------ 92.25 30.71 5.44 33.58 194 81 AVERAGE

Mode	32	
	Harmonic	
	2400-2483.5_802.11n HT20_CH11_2462MHz	
ANT	CDD 0+2	
Pol.	Horizontal	Vertical
Peak Avg	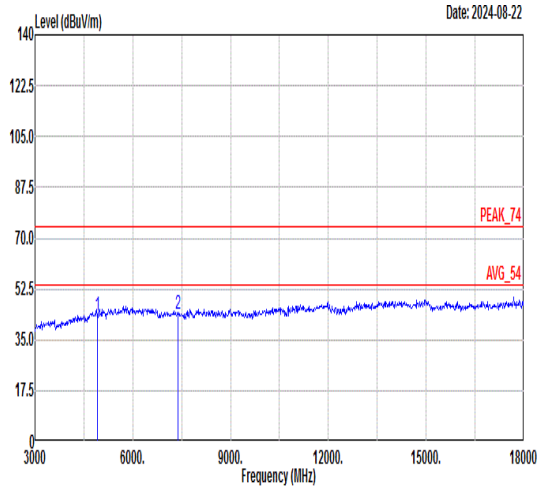 Freq Level Limit Line Margin Read Level Ant Factor Cable Loss Preamp Factor APos TPos Remark MHz dBuV/m dBuV/m dB dBuV dB/m dB dB cm deg 1 4924.00 43.55 74.00 -30.45 63.85 36.02 8.57 64.89 --- --- Peak 2 7386.00 43.87 74.00 -30.13 61.70 36.85 10.18 64.86 --- --- Peak	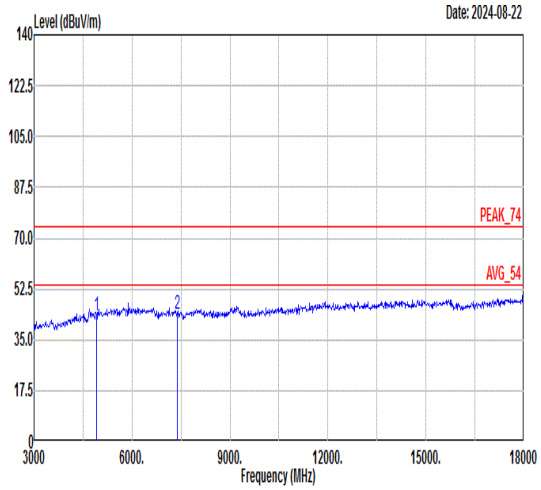 Freq Level Limit Line Margin Read Level Ant Factor Cable Loss Preamp Factor APos TPos Remark MHz dBuV/m dBuV/m dB dBuV dB/m dB dB cm deg 1 4924.00 43.12 74.00 -30.88 63.42 36.02 8.57 64.89 --- --- Peak 2 7386.00 43.70 74.00 -30.30 61.53 36.85 10.18 64.86 --- --- Peak

Mode	33	
	Band Edge - L	
	2400-2483.5_802.11n HT40_CH03_2422MHz	
ANT	CDD 0+2	
Pol.	Horizontal	Fundamental
Peak	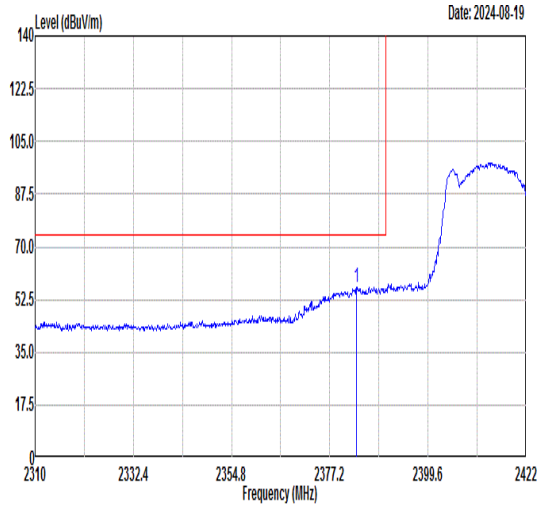 Freq Level Limit Line Margin Read Level Ant Factor Cable Loss Preamp Factor APos TPos Remark MHz dBuV/m dBuV/m dB dBuV dB/m dB dB cm deg 1 2383.25 56.68 74.00 -17.32 54.14 30.72 5.35 33.53 300 294 PEAK	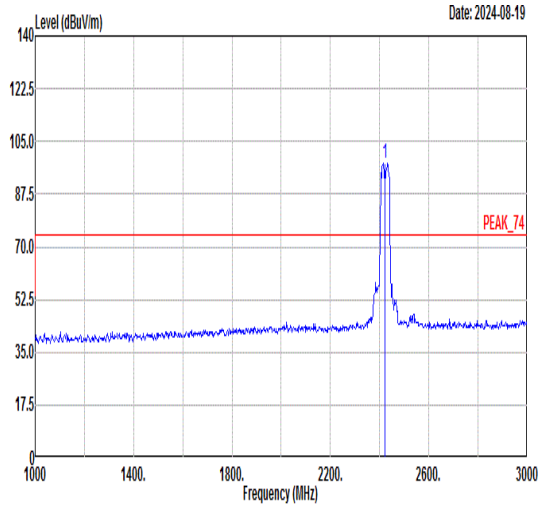 Freq Level Limit Line Margin Read Level Ant Factor Cable Loss Preamp Factor APos TPos Remark MHz dBuV/m dBuV/m dB dBuV dB/m dB dB cm deg 1 2422.00 97.82 ------ ------ 95.27 30.72 5.38 33.55 300 294 PEAK
Avg	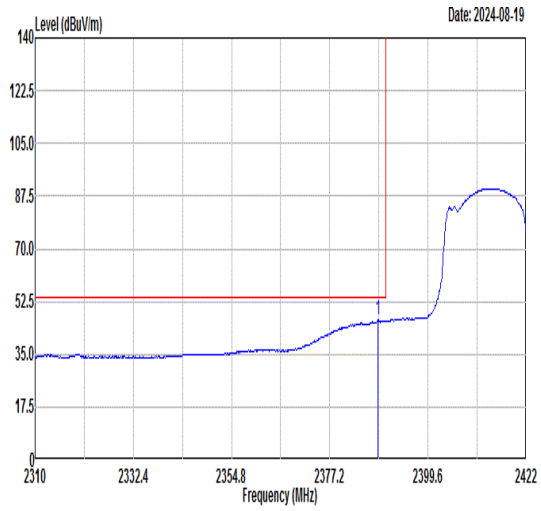 Freq Level Limit Line Margin Read Level Ant Factor Cable Loss Preamp Factor APos TPos Remark MHz dBuV/m dBuV/m dB dBuV dB/m dB dB cm deg 1 2388.18 46.50 54.00 -7.50 43.95 30.72 5.36 33.53 300 294 AVERAGE	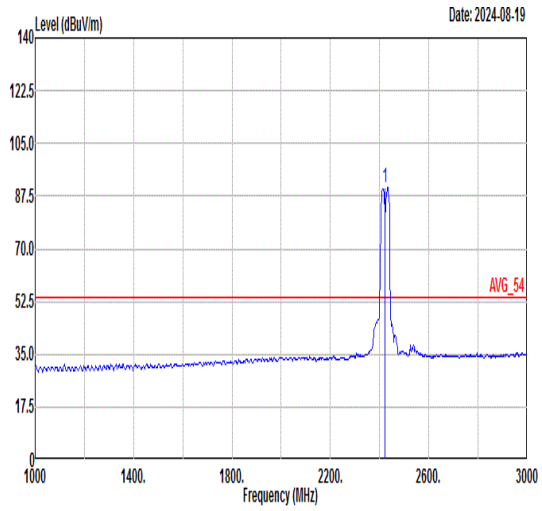 Freq Level Limit Line Margin Read Level Ant Factor Cable Loss Preamp Factor APos TPos Remark MHz dBuV/m dBuV/m dB dBuV dB/m dB dB cm deg 1 2422.00 90.24 ------ ------ 87.69 30.71 5.40 33.56 300 294 AVERAGE

Mode	33	
	Band Edge - R	
	2400-2483.5_802.11n HT40_CH03_2422MHz	
ANT	CDD 0+2	
Pol.	Horizontal	Fundamental
Peak	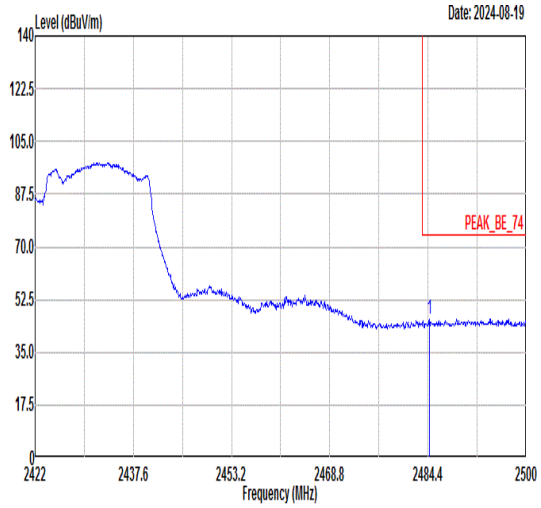 Freq Level Limit Line Margin Read Level Ant Factor Cable Loss Preamp Factor APos TPos Remark MHz dBuV/m dBuV/m dB dBuV dB/m dB dB cm deg 1 2484.63 46.06 74.00 -27.94 43.49 30.70 5.46 33.59 300 294 PEAK	Blank
Avg	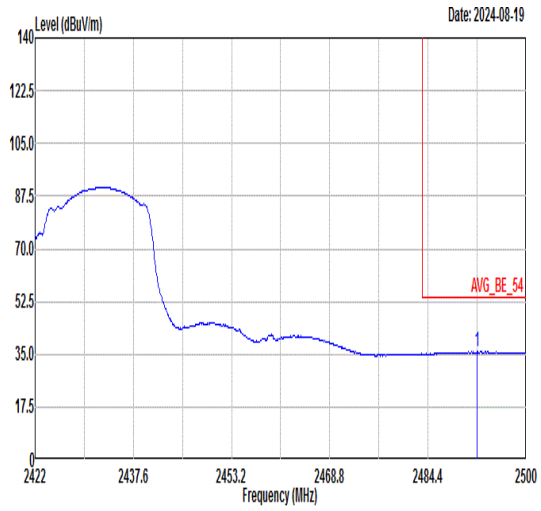 Freq Level Limit Line Margin Read Level Ant Factor Cable Loss Preamp Factor APos TPos Remark MHz dBuV/m dBuV/m dB dBuV dB/m dB dB cm deg 1 2492.20 35.82 54.00 -18.18 33.25 30.70 5.47 33.60 300 294 AVERAGE	Blank

Mode	33	
	Band Edge - L	
	2400-2483.5_802.11n HT40_CH03_2422MHz	
ANT	CDD 0+2	
Pol.	Vertical	Fundamental
Peak	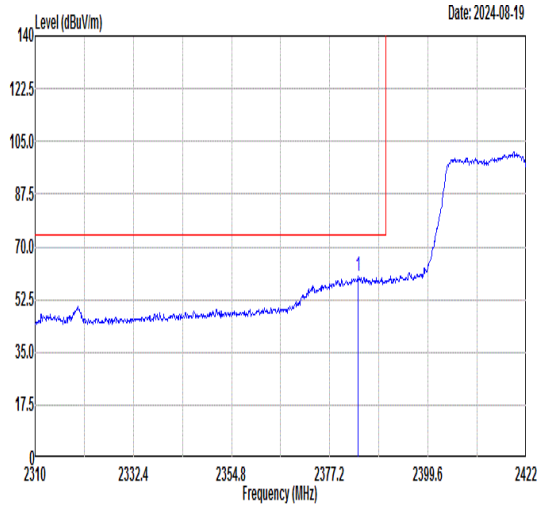 Freq Level Limit Line Margin Read Level Ant Factor Cable Loss Preamp Factor APos TPos Remark MHz dBuV/m dBuV/m dB dBuV dB/m dB dB cm deg 1 2383.58 60.15 74.00 -13.85 57.61 30.72 5.35 33.53 300 279 PEAK	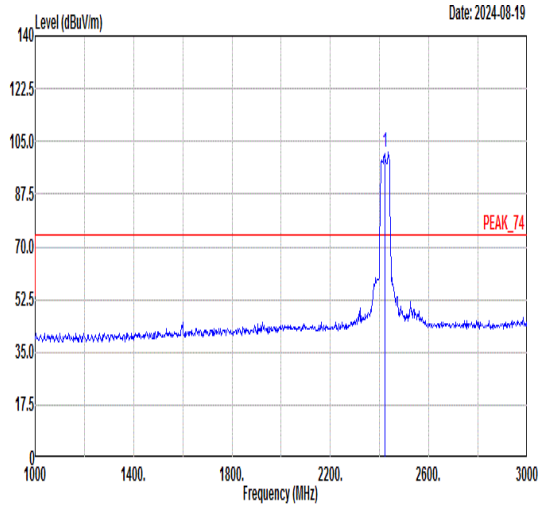 Freq Level Limit Line Margin Read Level Ant Factor Cable Loss Preamp Factor APos TPos Remark MHz dBuV/m dBuV/m dB dBuV dB/m dB dB cm deg 1 2422.00 101.49 ------ ------ 98.93 30.71 5.41 33.56 300 279 PEAK
Avg	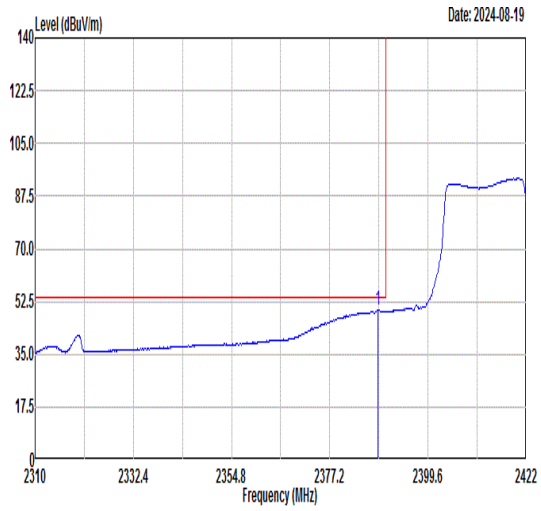 Freq Level Limit Line Margin Read Level Ant Factor Cable Loss Preamp Factor APos TPos Remark MHz dBuV/m dBuV/m dB dBuV dB/m dB dB cm deg 1 2388.18 49.91 54.00 -4.09 47.36 30.72 5.36 33.53 300 279 AVERAGE	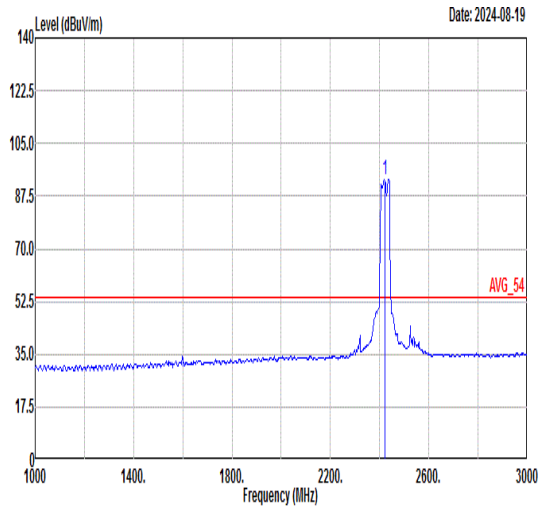 Freq Level Limit Line Margin Read Level Ant Factor Cable Loss Preamp Factor APos TPos Remark MHz dBuV/m dBuV/m dB dBuV dB/m dB dB cm deg 1 2422.00 93.24 ------ ------ 90.68 30.72 5.39 33.55 300 279 AVERAGE

Mode	33	
	Band Edge - R	
	2400-2483.5_802.11n HT40_CH03_2422MHz	
ANT	CDD 0+2	
Pol.	Vertical	Fundamental
Peak	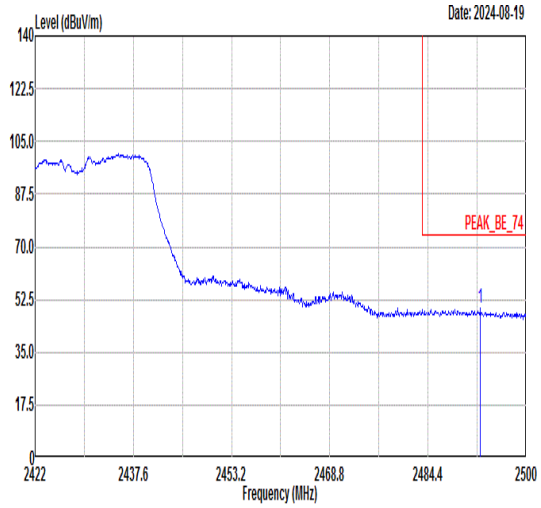 Freq Level Limit Line Margin Read Level Ant Factor Cable Loss Preamp Factor APos TPos Remark MHz dBuV/m dBuV/m dB dBuV dB/m dB dB cm deg 1 2492.75 49.43 74.00 -24.57 46.86 30.70 5.47 33.60 300 279 PEAK	Blank
Avg	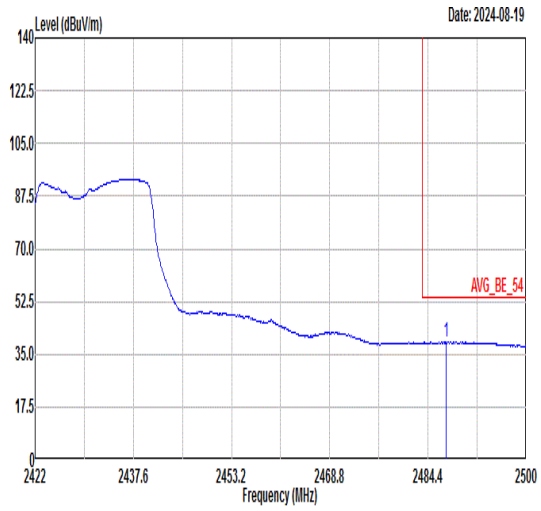 Freq Level Limit Line Margin Read Level Ant Factor Cable Loss Preamp Factor APos TPos Remark MHz dBuV/m dBuV/m dB dBuV dB/m dB dB cm deg 1 2487.29 39.19 54.00 -14.81 36.62 30.70 5.46 33.59 300 279 AVERAGE	Blank

Mode	34	
	Band Edge - L	
	2400-2483.5_802.11n HT40_CH09_2452MHz	
ANT	CDD 0+2	
Pol.	Horizontal	Fundamental
Peak	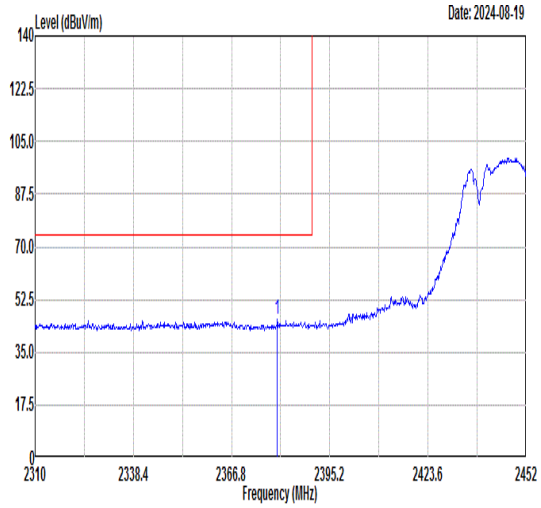 Freq Level Limit Line Margin Read Level Ant Factor Cable Loss Preamp Factor APos TPos Remark MHz dBuV/m dBuV/m dB dBuV dB/m dB dB cm deg 1 2380.01 45.89 74.00 -28.11 43.35 30.72 5.35 33.53 337 256 PEAK	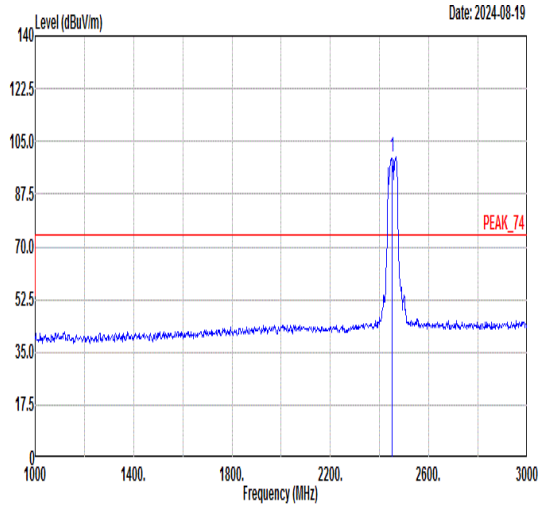 Freq Level Limit Line Margin Read Level Ant Factor Cable Loss Preamp Factor APos TPos Remark MHz dBuV/m dBuV/m dB dBuV dB/m dB dB cm deg 1 2452.00 99.59 ------ ------ 97.02 30.71 5.44 33.58 337 256 PEAK
Avg	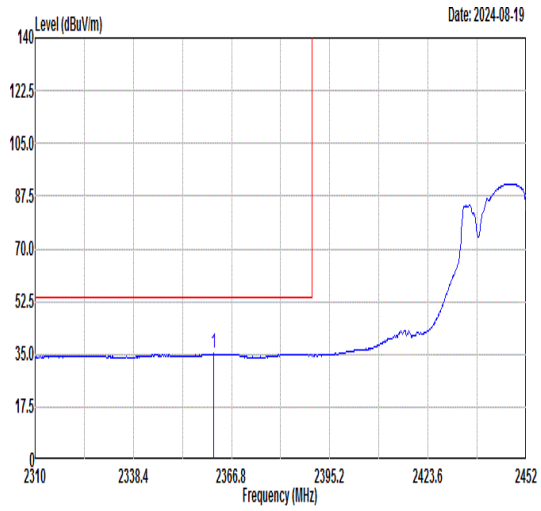 Freq Level Limit Line Margin Read Level Ant Factor Cable Loss Preamp Factor APos TPos Remark MHz dBuV/m dBuV/m dB dBuV dB/m dB dB cm deg 1 2361.69 35.30 54.00 -18.70 32.75 30.73 5.34 33.52 337 256 AVERAGE	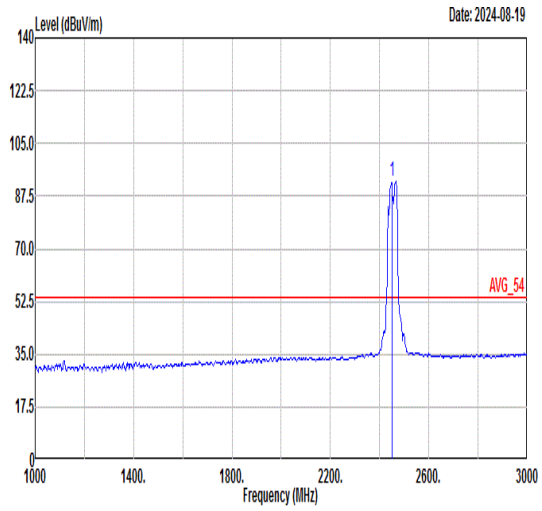 Freq Level Limit Line Margin Read Level Ant Factor Cable Loss Preamp Factor APos TPos Remark MHz dBuV/m dBuV/m dB dBuV dB/m dB dB cm deg 1 2452.00 92.23 ------ ------ 89.66 30.71 5.44 33.58 337 256 AVERAGE

Mode	34	
	Band Edge - R	
	2400-2483.5_802.11n HT40_CH09_2452MHz	
ANT	CDD 0+2	
Pol.	Horizontal	Fundamental
Peak	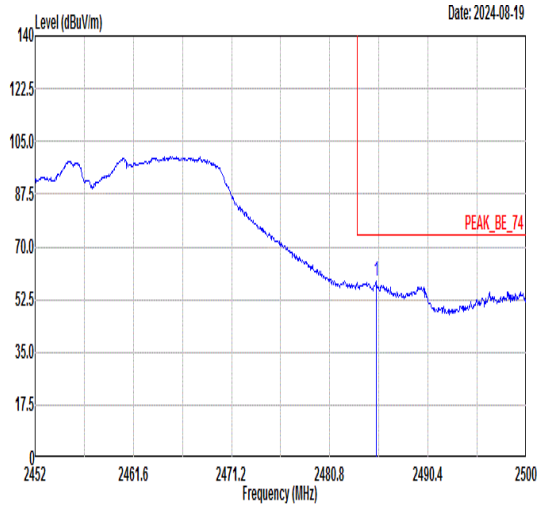 Freq Level Limit Line Margin Read Level Ant Factor Cable Loss Preamp Factor APos TPos Remark MHz dBuV/m dBuV/m dB dBuV dB/m dB dB cm deg 1 2485.31 58.46 74.00 -15.54 55.89 30.70 5.46 33.59 337 256 PEAK	Blank
Avg	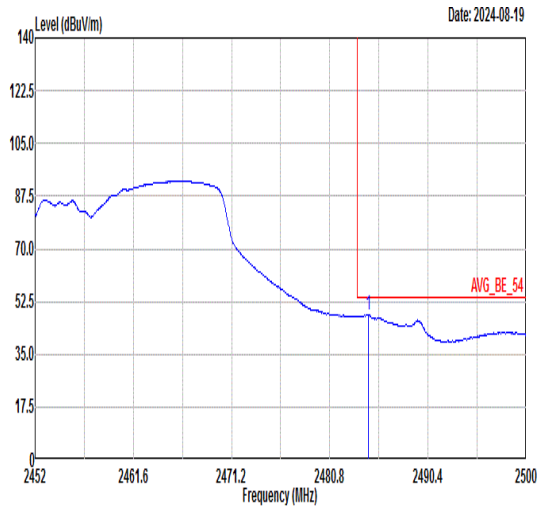 Freq Level Limit Line Margin Read Level Ant Factor Cable Loss Preamp Factor APos TPos Remark MHz dBuV/m dBuV/m dB dBuV dB/m dB dB cm deg 1 2484.54 48.21 54.00 -5.79 45.64 30.70 5.46 33.59 337 256 AVERAGE	Blank

Mode	34	
	Band Edge - L	
	2400-2483.5_802.11n HT40_CH09_2452MHz	
ANT	CDD 0+2	
Pol.	Vertical	Fundamental
Peak	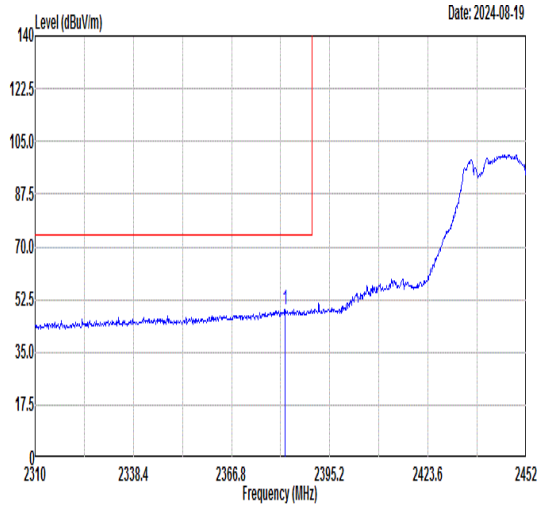 Freq Level Limit Line Margin Read Level Ant Factor Cable Loss Preamp Factor APos TPos Remark MHz dBuV/m dBuV/m dB dBuV dB/m dB dB cm deg 1 2382.28 49.23 74.00 -24.77 46.69 30.72 5.35 33.53 300 275 PEAK	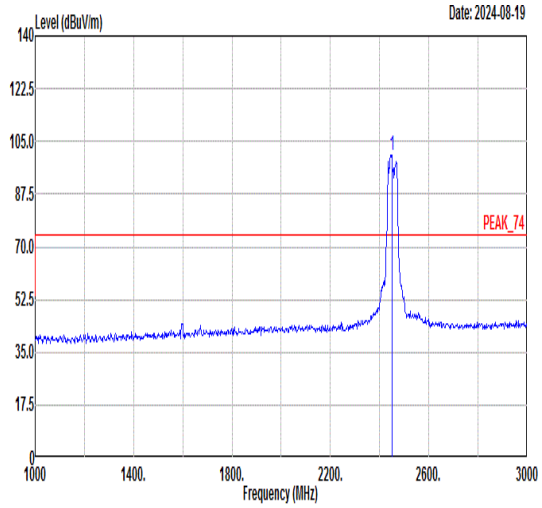 Freq Level Limit Line Margin Read Level Ant Factor Cable Loss Preamp Factor APos TPos Remark MHz dBuV/m dBuV/m dB dBuV dB/m dB dB cm deg 1 2452.00 100.56 ------ ------ 98.00 30.71 5.42 33.57 300 275 PEAK
Avg	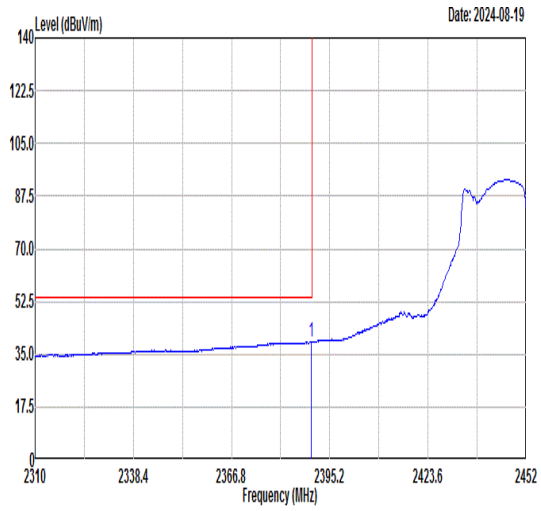 Freq Level Limit Line Margin Read Level Ant Factor Cable Loss Preamp Factor APos TPos Remark MHz dBuV/m dBuV/m dB dBuV dB/m dB dB cm deg 1 2389.80 39.13 54.00 -14.87 36.58 30.72 5.36 33.53 300 275 AVERAGE	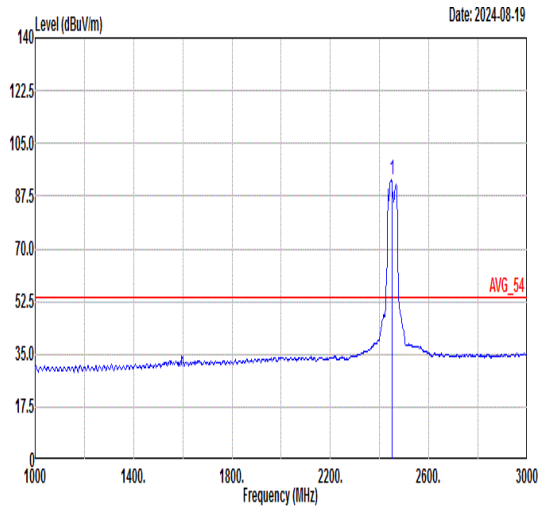 Freq Level Limit Line Margin Read Level Ant Factor Cable Loss Preamp Factor APos TPos Remark MHz dBuV/m dBuV/m dB dBuV dB/m dB dB cm deg 1 2452.00 92.87 ------ ------ 90.31 30.71 5.42 33.57 300 275 AVERAGE

Mode	34	
	Band Edge - R	
	2400-2483.5_802.11n HT40_CH09_2452MHz	
ANT	CDD 0+2	
Pol.	Vertical	Fundamental
Peak	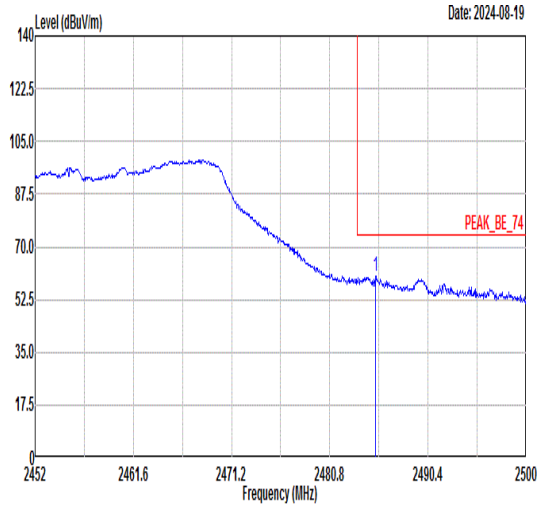 Freq Level Limit Line Margin Read Level Ant Factor Cable Loss Preamp Factor APos TPos Remark MHz dBuV/m dBuV/m dB dBuV dB/m dB dB cm deg 1 2485.26 60.45 74.00 -13.55 57.88 30.70 5.46 33.59 300 275 PEAK	Blank
Avg	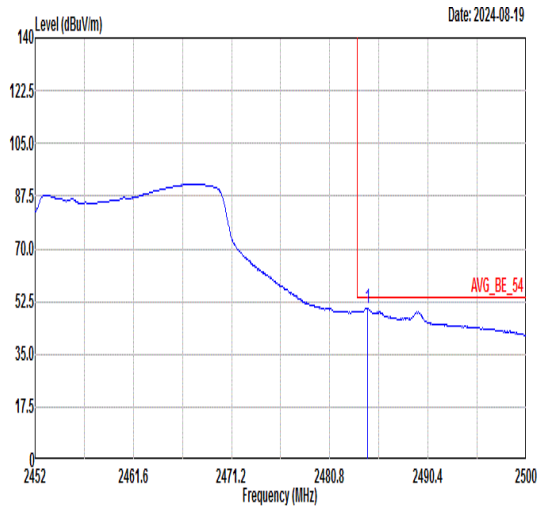 Freq Level Limit Line Margin Read Level Ant Factor Cable Loss Preamp Factor APos TPos Remark MHz dBuV/m dBuV/m dB dBuV dB/m dB dB cm deg 1 2484.50 50.43 54.00 -3.57 47.86 30.70 5.46 33.59 300 275 AVERAGE	Blank

Mode	35	
	Band Edge	
	2400-2483.5_802.11 be ETH 20_CH01_Full RU _2412MHz	
ANT	CDD 0+2	
Pol.	Horizontal	Fundamental
Peak	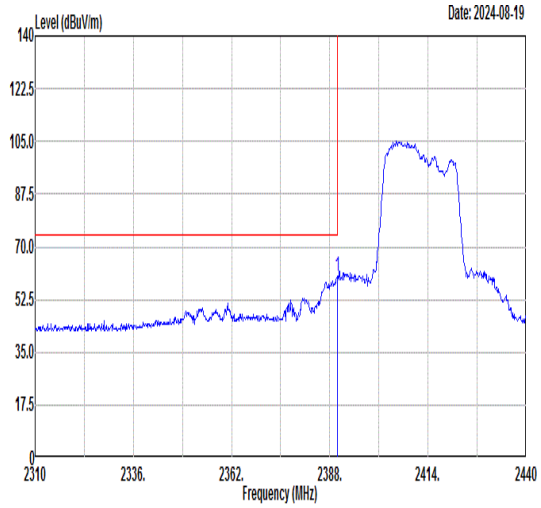 Freq Level Limit Line Margin Read Level Ant Factor Cable Loss Preamp Factor APos TPos Remark MHz dBuV/m dBuV/m dB dBuV dB/m dB dB cm deg 1 2389.95 59.97 74.00 -14.03 57.42 30.72 5.36 33.53 333 225 PEAK	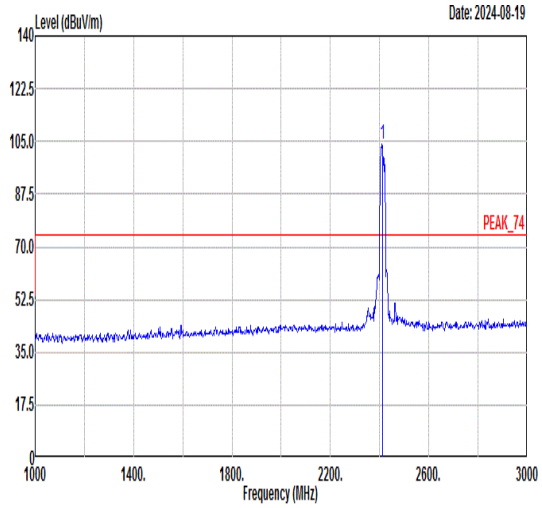 Freq Level Limit Line Margin Read Level Ant Factor Cable Loss Preamp Factor APos TPos Remark MHz dBuV/m dBuV/m dB dBuV dB/m dB dB cm deg 1 2412.00 103.89 ------ ------ 101.34 30.72 5.38 33.55 333 225 PEAK
Avg	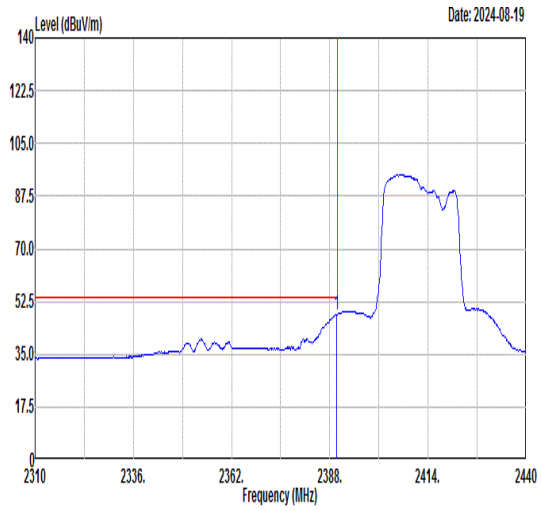 Freq Level Limit Line Margin Read Level Ant Factor Cable Loss Preamp Factor APos TPos Remark MHz dBuV/m dBuV/m dB dBuV dB/m dB dB cm deg 1 2389.82 48.11 54.00 -5.89 45.56 30.72 5.36 33.53 333 225 AVERAGE	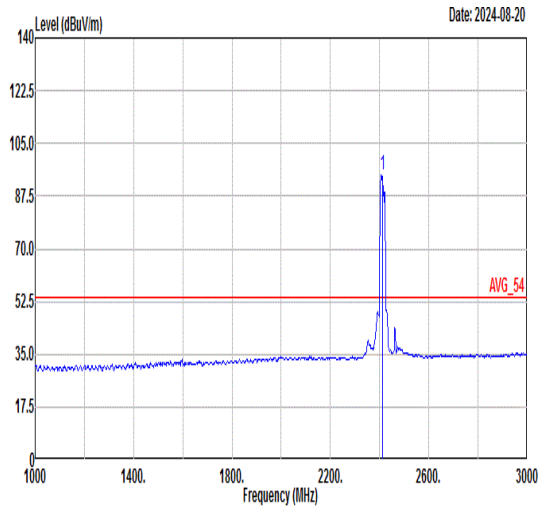 Freq Level Limit Line Margin Read Level Ant Factor Cable Loss Preamp Factor APos TPos Remark MHz dBuV/m dBuV/m dB dBuV dB/m dB dB cm deg 1 2412.00 94.41 ------ ------ 91.86 30.72 5.37 33.54 333 225 AVERAGE

Mode	35	
	Band Edge	
	2400-2483.5_802.11 be ETH 20_CH01_Full RU _2412MHz	
ANT	CDD 0+2	
Pol.	Vertical	Fundamental
Peak	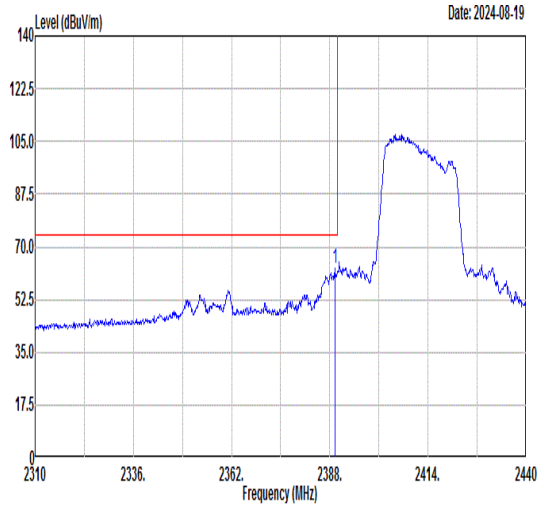 Freq Level Limit Line Margin Read Level Ant Factor Cable Loss Preamp Factor APos TPos Remark MHz dBuV/m dBuV/m dB dBuV dB/m dB dB cm deg 1 2389.30 63.00 74.00 -11.00 60.45 30.72 5.36 33.53 305 266 PEAK	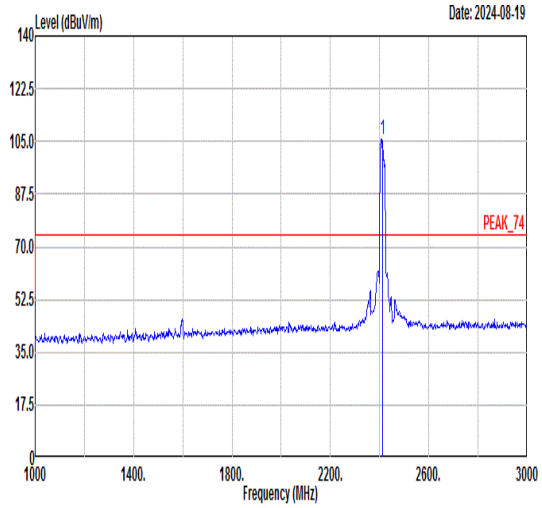 Freq Level Limit Line Margin Read Level Ant Factor Cable Loss Preamp Factor APos TPos Remark MHz dBuV/m dBuV/m dB dBuV dB/m dB dB cm deg 1 2412.00 105.76 ------ ------ 103.21 30.72 5.37 33.54 305 266 PEAK
Avg	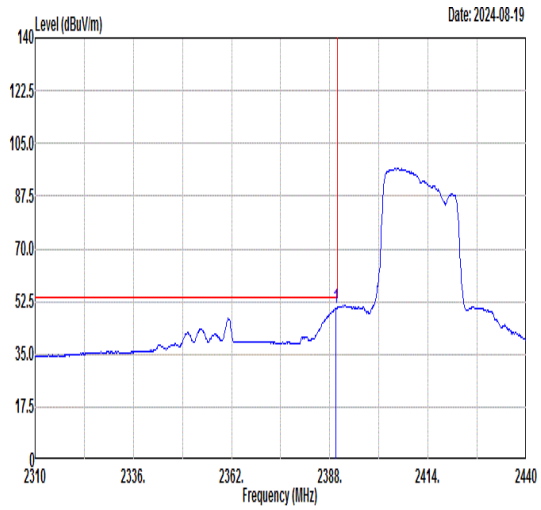 Freq Level Limit Line Margin Read Level Ant Factor Cable Loss Preamp Factor APos TPos Remark MHz dBuV/m dBuV/m dB dBuV dB/m dB dB cm deg 1 2389.56 50.24 54.00 -3.76 47.69 30.72 5.36 33.53 305 266 AVERAGE	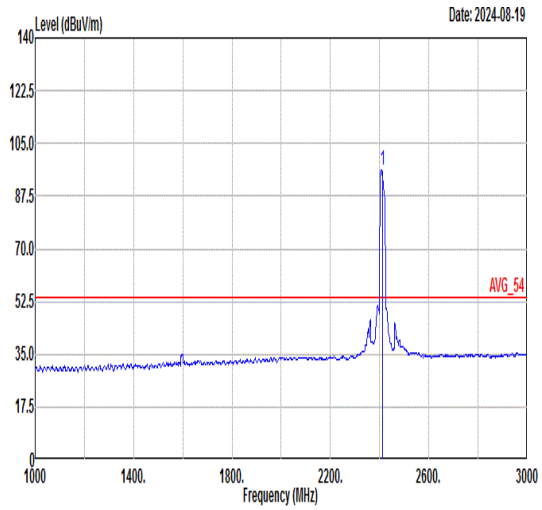 Freq Level Limit Line Margin Read Level Ant Factor Cable Loss Preamp Factor APos TPos Remark MHz dBuV/m dBuV/m dB dBuV dB/m dB dB cm deg 1 2412.00 96.38 ------ ------ 93.83 30.72 5.37 33.54 305 266 AVERAGE

Mode	35	
	Harmonic	
	2400-2483.5_802.11 be ETH 20_CH01_Full RU _2412MHz	
ANT	CDD 0+2	
Pol.	Horizontal	Vertical
Peak Avg	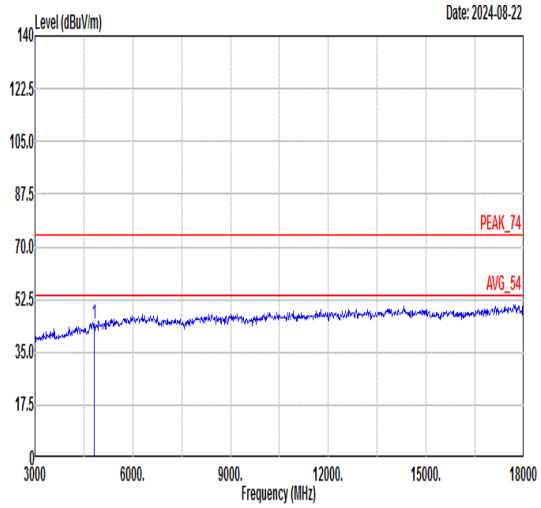 Freq Level Limit Line Margin Read Level Ant Factor Cable Loss Preamp Factor APos TPos Remark MHz dBuV/m dBuV/m dB dBuV dB/m dB dB cm deg 1 4824.00 44.54 74.00 -29.46 64.73 35.78 8.88 64.85 --- --- Peak	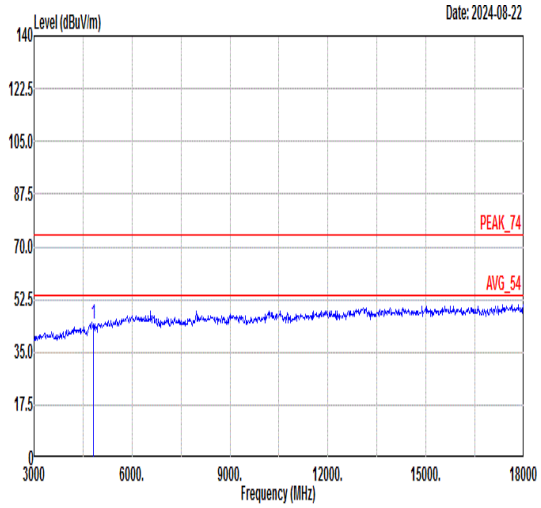 Freq Level Limit Line Margin Read Level Ant Factor Cable Loss Preamp Factor APos TPos Remark MHz dBuV/m dBuV/m dB dBuV dB/m dB dB cm deg 1 4824.00 44.31 74.00 -29.69 64.50 35.78 8.88 64.85 --- --- Peak

Mode	36	
	Band Edge - L	
	2400-2483.5_802.11 be ETH 20_CH06_Full RU _2437MHz	
ANT	CDD 0+2	
Pol.	Horizontal	Fundamental
Peak	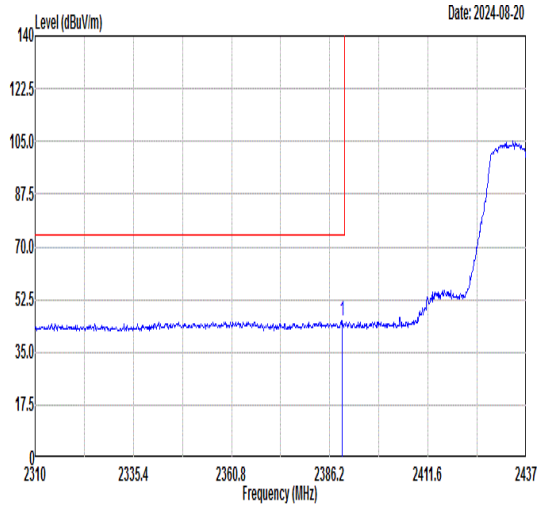 Freq Level Limit Line Margin Read Level Ant Factor Cable Loss Preamp Factor APos TPos Remark MHz dBuV/m dBuV/m dB dBuV dB/m dB dB cm deg 1 2389.38 45.36 74.00 -28.64 42.81 30.72 5.36 33.53 337 262 PEAK	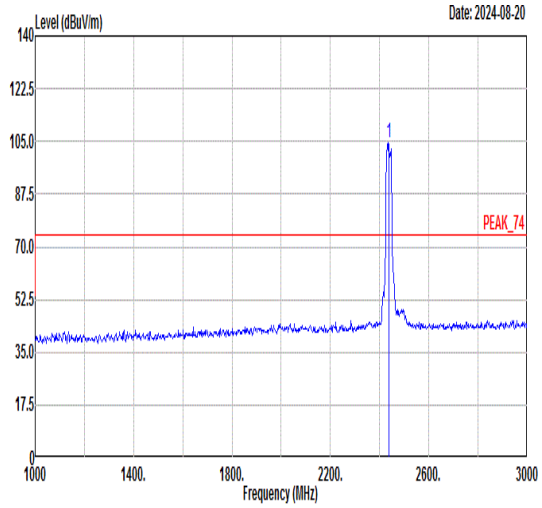 Freq Level Limit Line Margin Read Level Ant Factor Cable Loss Preamp Factor APos TPos Remark MHz dBuV/m dBuV/m dB dBuV dB/m dB dB cm deg 1 2437.00 104.63 ------ ------ 102.08 30.71 5.40 33.56 337 262 PEAK
Avg	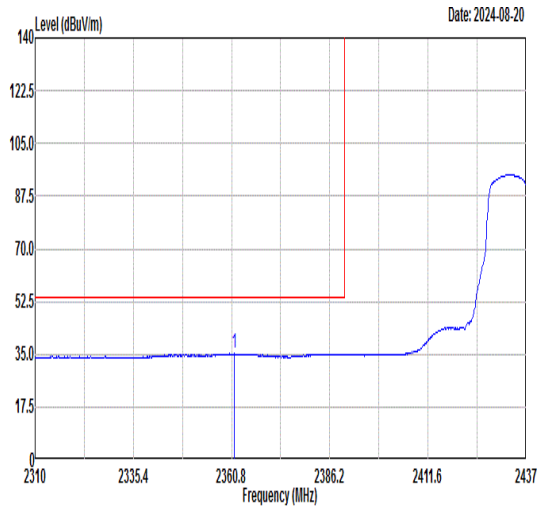 Freq Level Limit Line Margin Read Level Ant Factor Cable Loss Preamp Factor APos TPos Remark MHz dBuV/m dBuV/m dB dBuV dB/m dB dB cm deg 1 2361.44 35.28 54.00 -18.72 32.73 30.73 5.34 33.52 337 262 AVERAGE	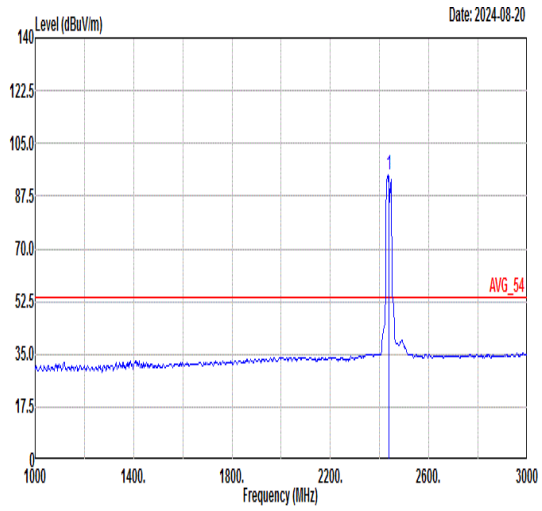 Freq Level Limit Line Margin Read Level Ant Factor Cable Loss Preamp Factor APos TPos Remark MHz dBuV/m dBuV/m dB dBuV dB/m dB dB cm deg 1 2437.00 94.30 ------ ------ 91.75 30.71 5.40 33.56 337 262 AVERAGE

Mode	36	
	Band Edge - R	
	2400-2483.5_802.11 be ETH 20_CH06_Full RU _2437MHz	
ANT	CDD 0+2	
Pol.	Horizontal	Fundamental
Peak	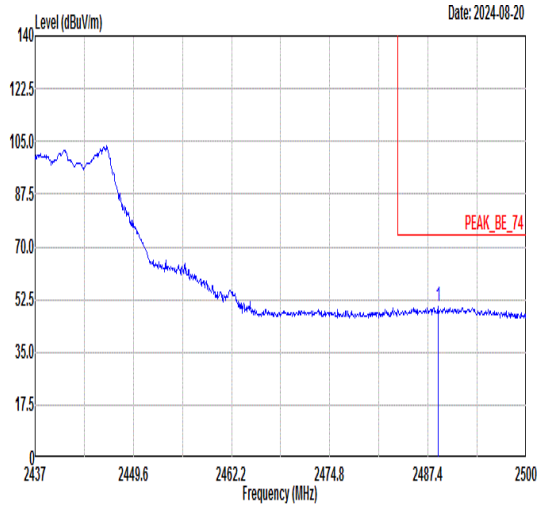 Freq Level Limit Line Margin Read Level Ant Factor Cable Loss Preamp Factor APos TPos Remark MHz dBuV/m dBuV/m dB dBuV dB/m dB dB cm deg 1 2488.66 49.97 74.00 -24.03 47.39 30.70 5.47 33.59 337 262 PEAK	Blank
Avg	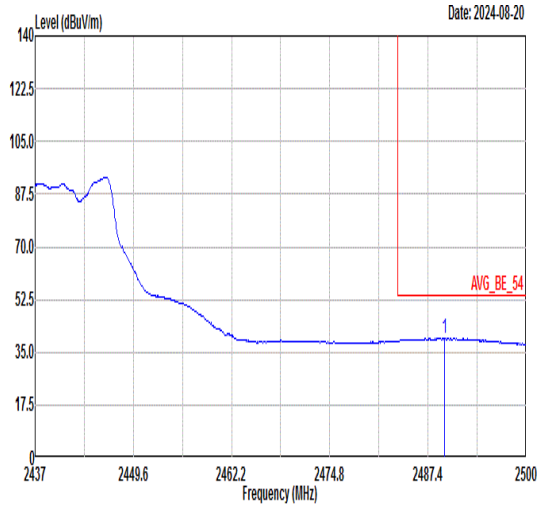 Freq Level Limit Line Margin Read Level Ant Factor Cable Loss Preamp Factor APos TPos Remark MHz dBuV/m dBuV/m dB dBuV dB/m dB dB cm deg 1 2489.54 39.60 54.00 -14.40 37.02 30.70 5.47 33.59 337 262 AVERAGE	Blank

Mode	36	
	Band Edge - L	
	2400-2483.5_802.11 be ETH 20_CH06_Full RU _2437MHz	
ANT	CDD 0+2	
Pol.	Vertical	Fundamental
Peak	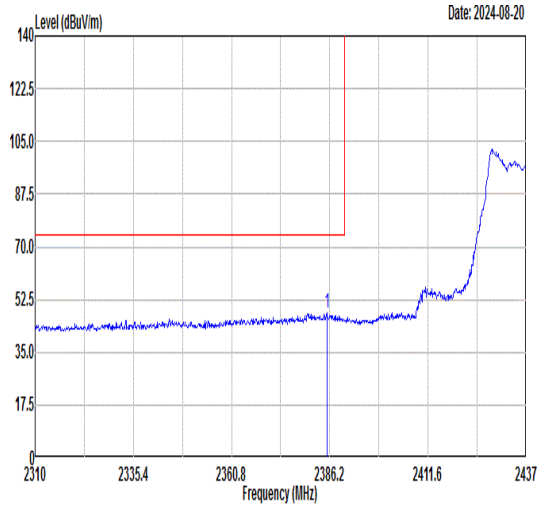 Freq Level Limit Line Margin Read Level Ant Factor Cable Loss Preamp Factor APos TPos Remark MHz dBuV/m dBuV/m dB dBuV dB/m dB dB cm deg 1 2385.44 47.82 74.00 -26.18 45.28 30.72 5.35 33.53 300 37 PEAK	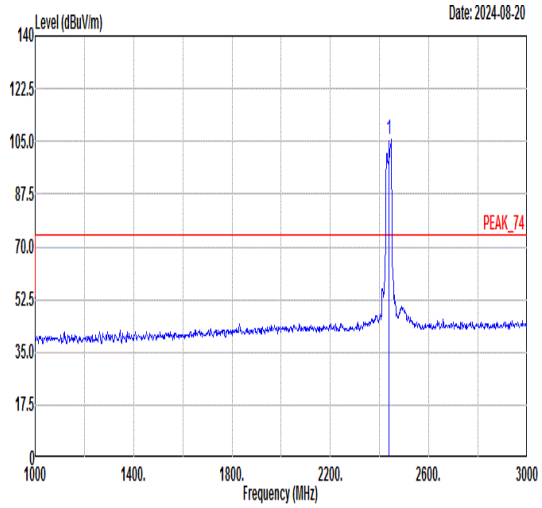 Freq Level Limit Line Margin Read Level Ant Factor Cable Loss Preamp Factor APos TPos Remark MHz dBuV/m dBuV/m dB dBuV dB/m dB dB cm deg 1 2437.00 105.42 ------ ------ 102.86 30.71 5.42 33.57 300 37 PEAK
Avg	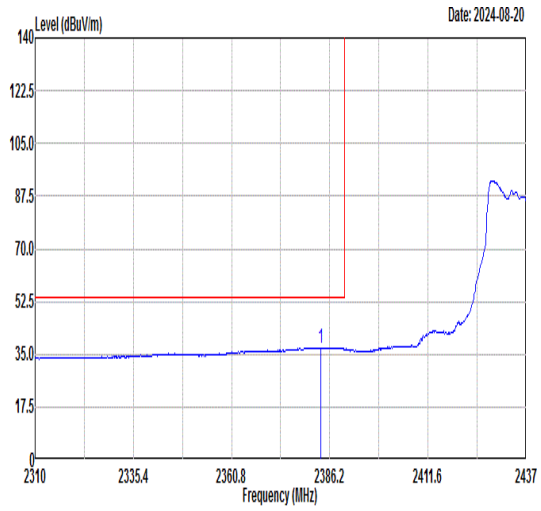 Freq Level Limit Line Margin Read Level Ant Factor Cable Loss Preamp Factor APos TPos Remark MHz dBuV/m dBuV/m dB dBuV dB/m dB dB cm deg 1 2383.79 37.22 54.00 -16.78 34.68 30.72 5.35 33.53 300 37 AVERAGE	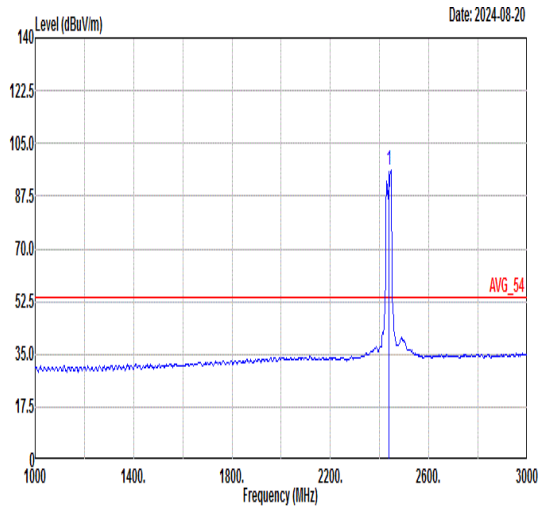 Freq Level Limit Line Margin Read Level Ant Factor Cable Loss Preamp Factor APos TPos Remark MHz dBuV/m dBuV/m dB dBuV dB/m dB dB cm deg 1 2437.00 95.96 ------ ------ 93.40 30.71 5.42 33.57 300 37 AVERAGE

Mode	36	
	Band Edge - R	
	2400-2483.5_802.11 be ETH 20_CH06_Full RU _2437MHz	
ANT	CDD 0+2	
Pol.	Vertical	Fundamental
Peak	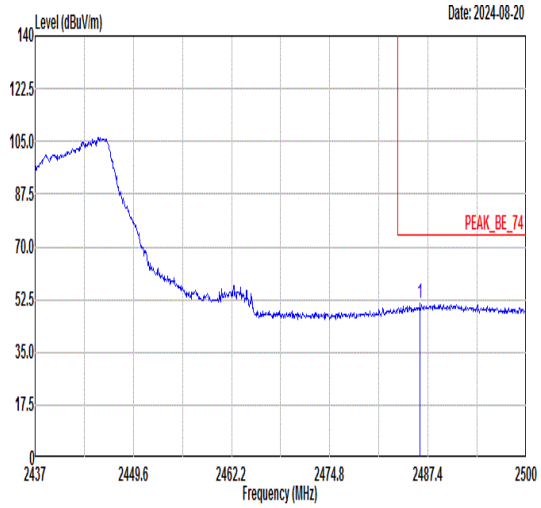 Freq Level Limit Line Margin Read Level Ant Factor Cable Loss Preamp Factor APos TPos Remark MHz dBuV/m dBuV/m dB dBuV dB/m dB dB cm deg 1 2486.39 51.07 74.00 -22.93 48.50 30.70 5.46 33.59 300 37 PEAK	Blank
Avg	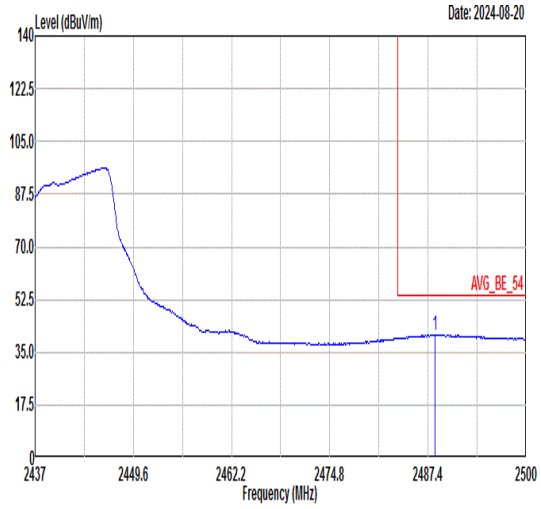 Freq Level Limit Line Margin Read Level Ant Factor Cable Loss Preamp Factor APos TPos Remark MHz dBuV/m dBuV/m dB dBuV dB/m dB dB cm deg 1 2488.28 40.91 54.00 -13.09 38.33 30.70 5.47 33.59 300 37 AVERAGE	Blank

Mode	36	
	Harmonic	
	2400-2483.5_802.11 be ETH 20_CH06_Full RU _2437MHz	
ANT	CDD 0+2	
Pol.	Horizontal	Vertical
Peak Avg	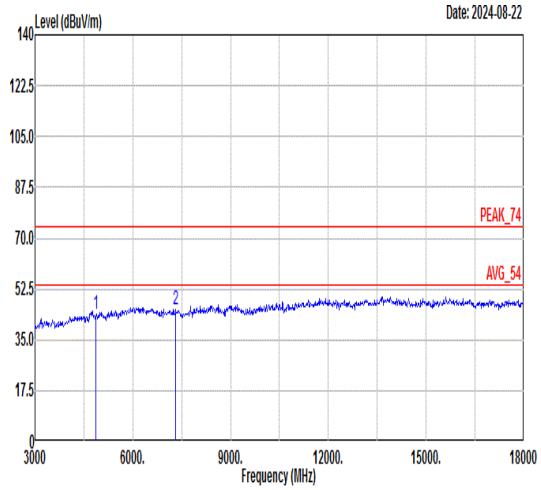 Freq Level Limit Line Margin Read Level Ant Factor Cable Loss Preamp Factor APos TPos Remark MHz dBuV/m dBuV/m dB dBuV dB/m dB dB cm deg 1 4874.00 43.79 74.00 -30.21 64.04 35.90 8.72 64.87 --- --- Peak 2 7311.00 45.68 74.00 -28.32 63.48 36.88 10.18 64.86 --- --- Peak	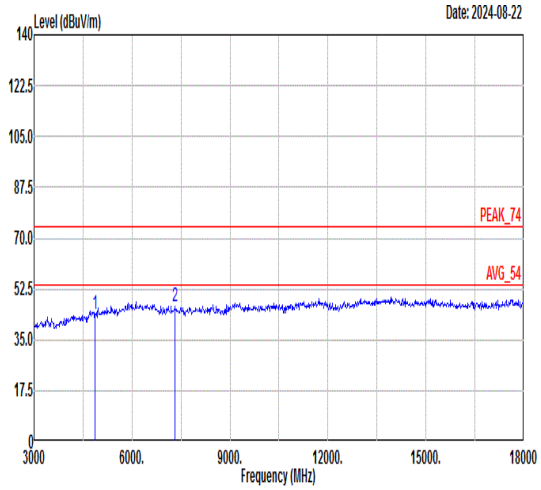 Freq Level Limit Line Margin Read Level Ant Factor Cable Loss Preamp Factor APos TPos Remark MHz dBuV/m dBuV/m dB dBuV dB/m dB dB cm deg 1 4874.00 43.99 74.00 -30.01 64.24 35.90 8.72 64.87 --- --- Peak 2 7311.00 46.36 74.00 -27.64 64.16 36.88 10.18 64.86 --- --- Peak

Mode	37	
	Band Edge	
	2400-2483.5_802.11 be ETH 20_CH11_Full RU _2462MHz	
ANT	CDD 0+2	
Pol.	Horizontal	Fundamental
Peak	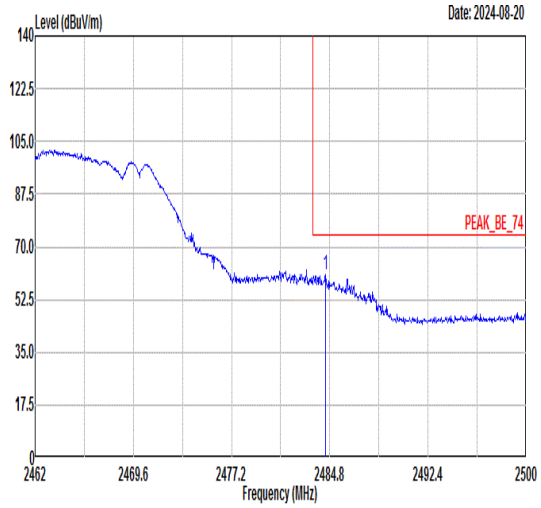 Freq Level Limit Line Margin Read Level Ant Factor Cable Loss Preamp Factor APos TPos Remark MHz dBuV/m dBuV/m dB dBuV dB/m dB dB cm deg 1 2484.46 60.93 74.00 -13.07 58.36 30.70 5.46 33.59 349 234 PEAK	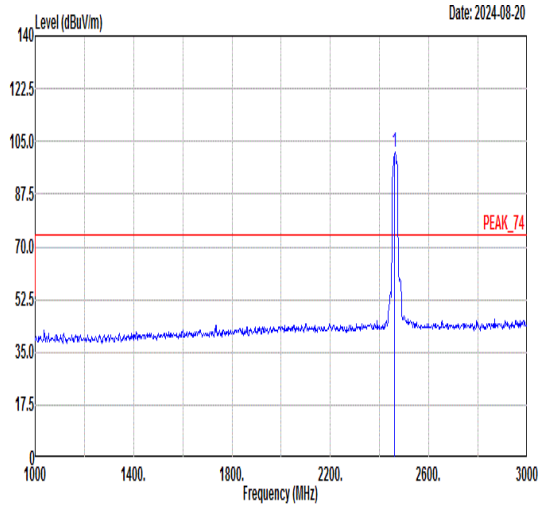 Freq Level Limit Line Margin Read Level Ant Factor Cable Loss Preamp Factor APos TPos Remark MHz dBuV/m dBuV/m dB dBuV dB/m dB dB cm deg 1 2462.00 101.25 ------ ------ 98.68 30.71 5.44 33.58 349 234 PEAK
Avg	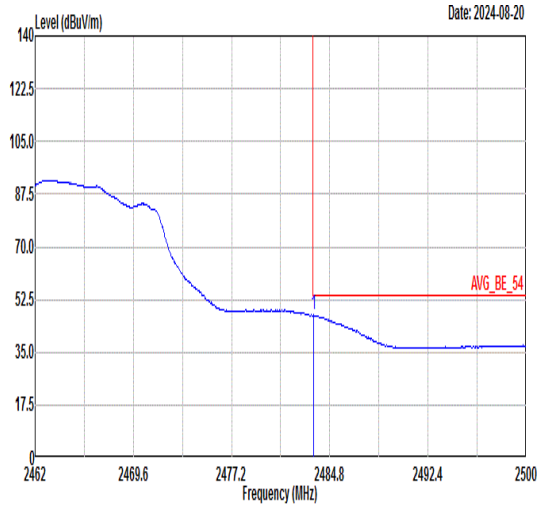 Freq Level Limit Line Margin Read Level Ant Factor Cable Loss Preamp Factor APos TPos Remark MHz dBuV/m dBuV/m dB dBuV dB/m dB dB cm deg 1 2483.55 47.31 54.00 -6.69 44.74 30.70 5.46 33.59 349 234 AVERAGE	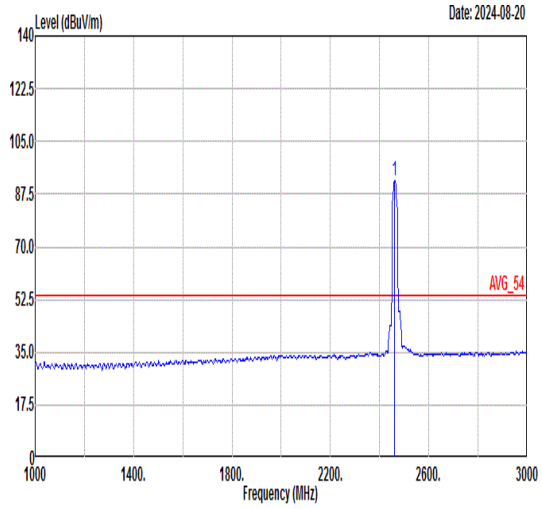 Freq Level Limit Line Margin Read Level Ant Factor Cable Loss Preamp Factor APos TPos Remark MHz dBuV/m dBuV/m dB dBuV dB/m dB dB cm deg 1 2462.00 92.06 ------ ------ 89.50 30.71 5.43 33.58 349 234 AVERAGE

Mode	37	
	Band Edge	
	2400-2483.5_802.11 be ETH 20_CH11_Full RU _2462MHz	
ANT	CDD 0+2	
Pol.	Vertical	Fundamental
Peak	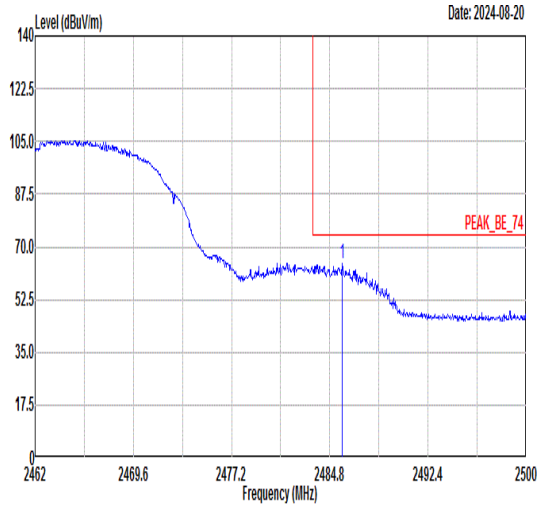 Freq Level Limit Line Margin Read Level Ant Factor Cable Loss Preamp Factor APos TPos Remark MHz dBuV/m dBuV/m dB dBuV dB/m dB dB cm deg 1 2485.79 64.29 74.00 -9.71 61.72 30.70 5.46 33.59 200 79 PEAK	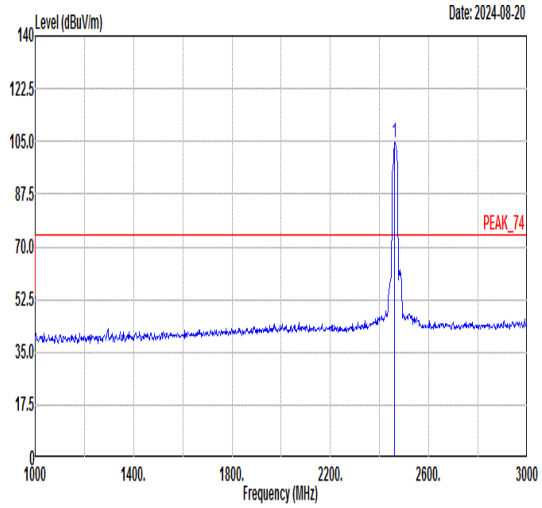 Freq Level Limit Line Margin Read Level Ant Factor Cable Loss Preamp Factor APos TPos Remark MHz dBuV/m dBuV/m dB dBuV dB/m dB dB cm deg 1 2462.00 104.72 ------ ------ 102.15 30.71 5.44 33.58 200 79 PEAK
Avg	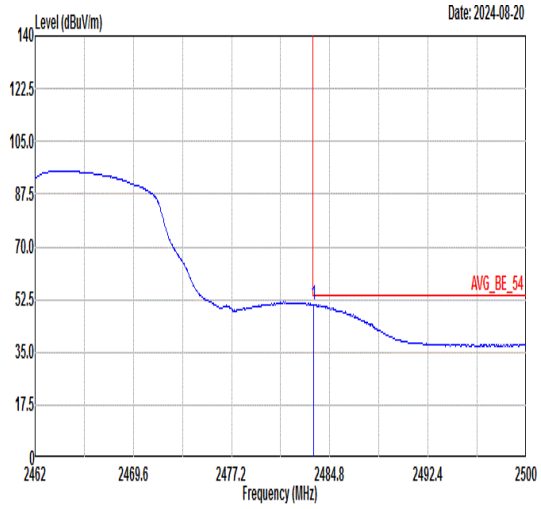 Freq Level Limit Line Margin Read Level Ant Factor Cable Loss Preamp Factor APos TPos Remark MHz dBuV/m dBuV/m dB dBuV dB/m dB dB cm deg 1 2483.55 50.84 54.00 -3.16 48.27 30.70 5.46 33.59 200 79 AVERAGE	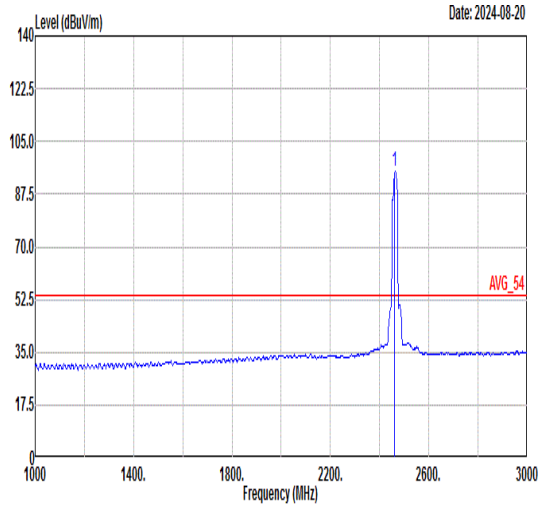 Freq Level Limit Line Margin Read Level Ant Factor Cable Loss Preamp Factor APos TPos Remark MHz dBuV/m dBuV/m dB dBuV dB/m dB dB cm deg 1 2462.00 94.97 ------ ------ 92.40 30.71 5.44 33.58 200 79 AVERAGE

Mode	37	
	Harmonic	
	2400-2483.5_802.11 be ETH 20_CH11_Full RU _2462MHz	
ANT	CDD 0+2	
Pol.	Horizontal	Vertical
Peak Avg	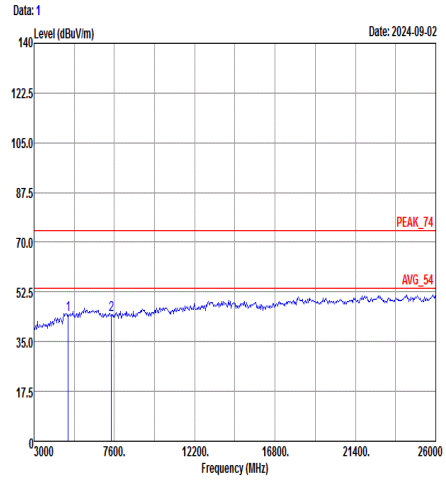 Freq Level Over Limit Limit Line ReadAntenna Level Cable Loss Preamp Factor A/Pos T/Pos Remark MHz dBuV/m dB dBuV/m dBuV dB/m dB dB cm deg 1 4960.00 44.47 -29.53 74.00 64.32 36.64 8.41 64.90 --- --- Peak 2 * 7440.00 44.50 -29.50 74.00 62.43 36.76 10.17 64.86 --- --- Peak	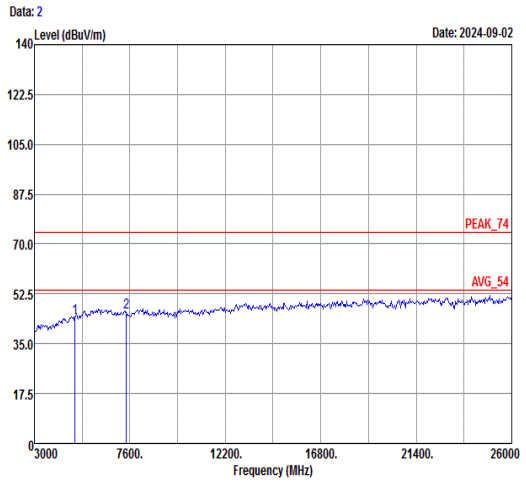 Freq Level Over Limit Limit Line ReadAntenna Level Cable Loss Preamp Factor A/Pos T/Pos Remark MHz dBuV/m dB dBuV/m dBuV dB/m dB dB cm deg 1 4960.00 43.95 -30.05 74.00 63.80 36.64 8.41 64.90 --- --- Peak 2 * 7440.00 46.01 -27.99 74.00 63.94 36.76 10.17 64.86 --- --- Peak

Mode	38	
	Band Edge - L	
	2400-2483.5_802.11 be ETH 40_CH03_Full RU _2422MHz	
ANT	CDD 0+2	
Pol.	Horizontal	Fundamental
Peak	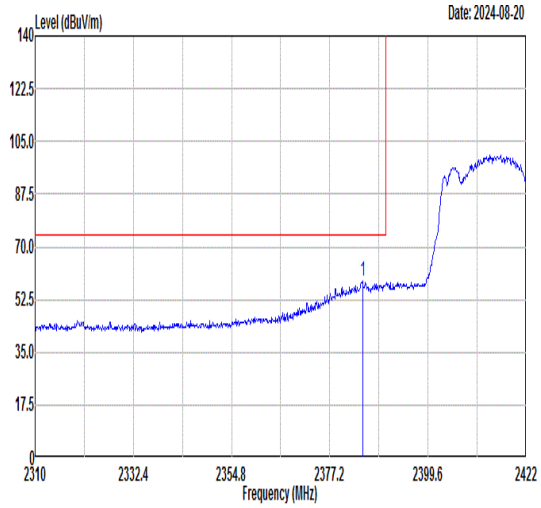 Limit Read Ant Cable Preamp APos TPos Freq Level Line Margin Level Factor Loss Factor Remark MHz dBuV/m dBuV/m dB dBuV dB/m dB dB cm deg 1 2384.70 58.61 74.00 -15.39 56.07 30.72 5.35 33.53 300 292 PEAK	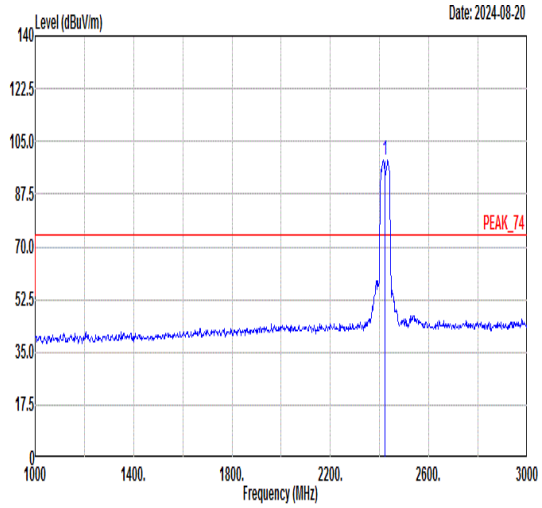 Limit Read Ant Cable Preamp APos TPos Freq Level Line Margin Level Factor Loss Factor Remark MHz dBuV/m dBuV/m dB dBuV dB/m dB dB cm deg 1 2422.00 99.01 ------ ------ 96.46 30.72 5.38 33.55 300 292 PEAK
Avg	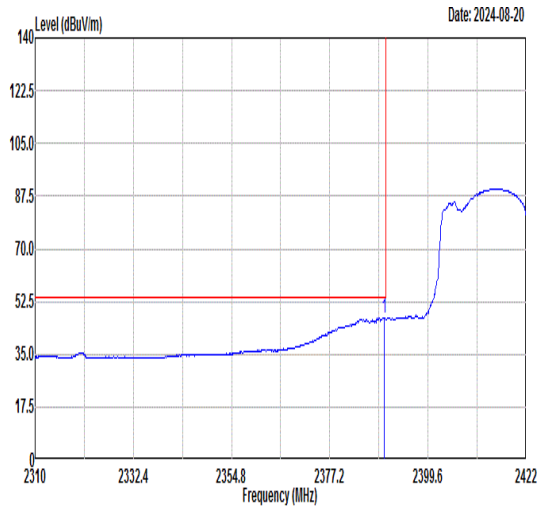 Limit Read Ant Cable Preamp APos TPos Freq Level Line Margin Level Factor Loss Factor Remark MHz dBuV/m dBuV/m dB dBuV dB/m dB dB cm deg 1 2389.63 47.27 54.00 -6.73 44.72 30.72 5.36 33.53 300 292 AVERAGE	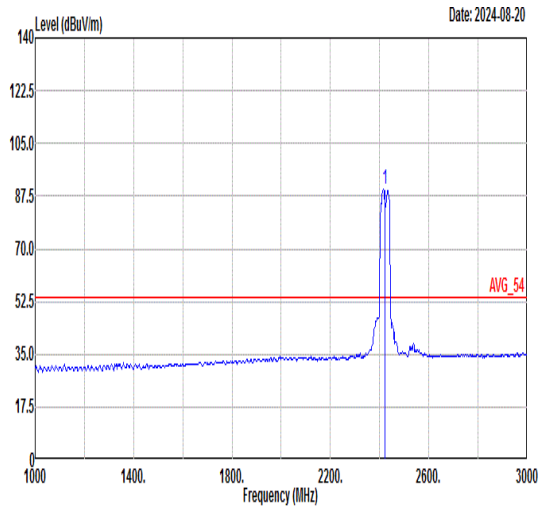 Limit Read Ant Cable Preamp APos TPos Freq Level Line Margin Level Factor Loss Factor Remark MHz dBuV/m dBuV/m dB dBuV dB/m dB dB cm deg 1 2422.00 89.82 ------ ------ 87.27 30.72 5.38 33.55 300 292 AVERAGE

Mode	38	
	Band Edge - R	
	2400-2483.5_802.11 be ETH 40_CH03_Full RU _2422MHz	
ANT	CDD 0+2	
Pol.	Horizontal	Fundamental
Peak	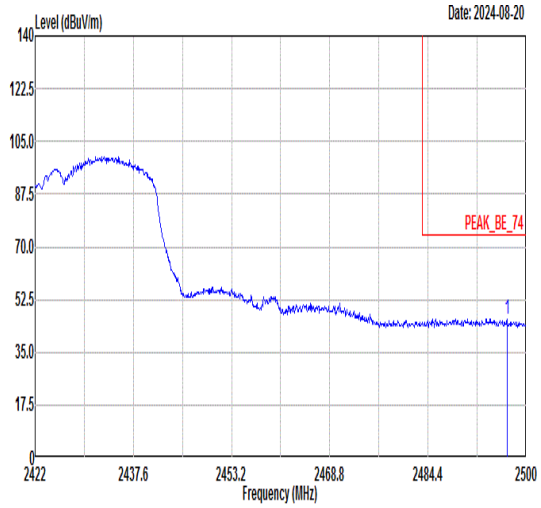 Freq Level Limit Line Margin Read Level Ant Factor Cable Loss Preamp Factor APos TPos Remark MHz dBuV/m dBuV/m dB dBuV dB/m dB dB cm deg 1 2496.96 46.05 74.00 -27.95 43.48 30.70 5.47 33.60 300 292 PEAK	Blank
Avg	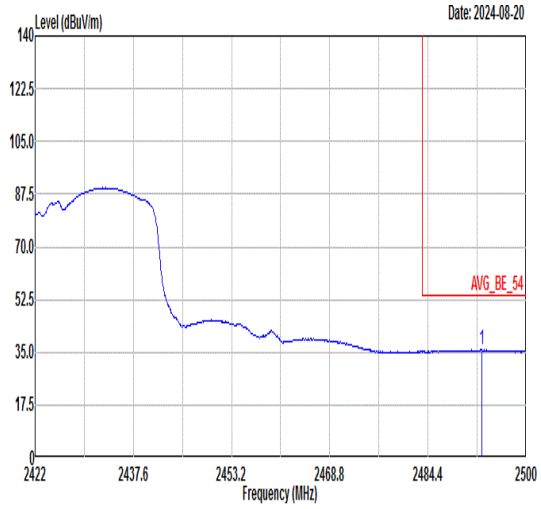 Freq Level Limit Line Margin Read Level Ant Factor Cable Loss Preamp Factor APos TPos Remark MHz dBuV/m dBuV/m dB dBuV dB/m dB dB cm deg 1 2492.90 35.75 54.00 -18.25 33.18 30.70 5.47 33.60 300 292 AVERAGE	Blank

Mode	38	
	Band Edge - L	
	2400-2483.5_802.11 be ETH 40_CH03_Full RU _2422MHz	
ANT	CDD 0+2	
Pol.	Vertical	Fundamental
Peak	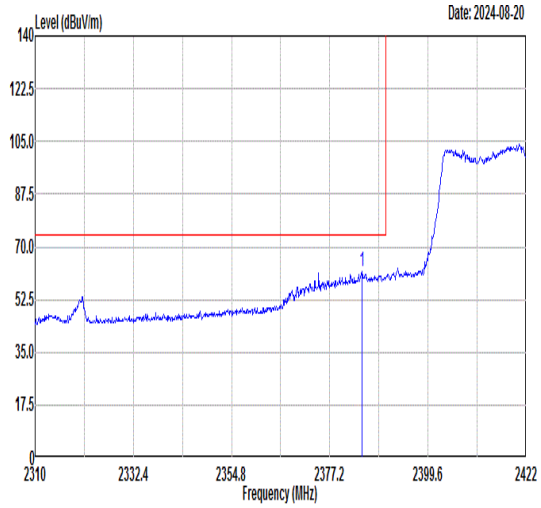 Freq Level Limit Line Margin Read Level Ant Factor Cable Loss Preamp Factor APos TPos Remark MHz dBuV/m dBuV/m dB dBuV dB/m dB dB cm deg 1 2384.48 61.65 74.00 -12.35 59.11 30.72 5.35 33.53 300 275 PEAK	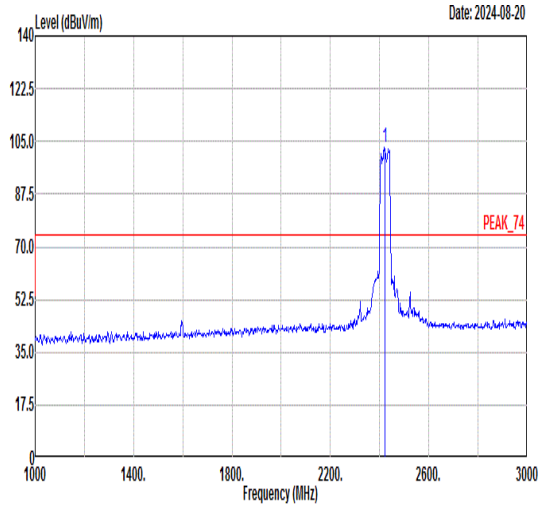 Freq Level Limit Line Margin Read Level Ant Factor Cable Loss Preamp Factor APos TPos Remark MHz dBuV/m dBuV/m dB dBuV dB/m dB dB cm deg 1 2422.00 103.11 ------ ------ 100.55 30.72 5.39 33.55 300 275 PEAK
Avg	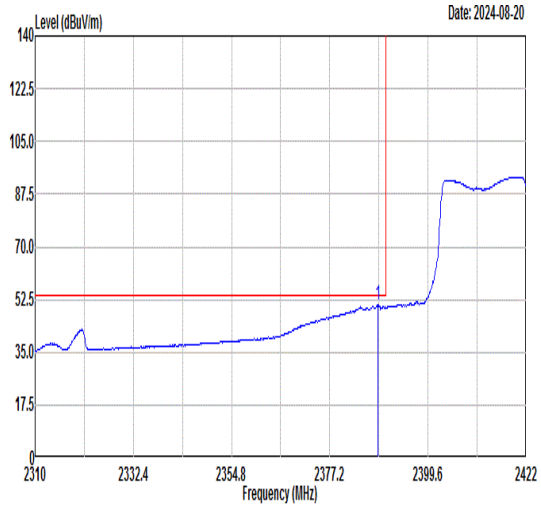 Freq Level Limit Line Margin Read Level Ant Factor Cable Loss Preamp Factor APos TPos Remark MHz dBuV/m dBuV/m dB dBuV dB/m dB dB cm deg 1 2388.18 50.81 54.00 -3.19 48.26 30.72 5.36 33.53 300 275 AVERAGE	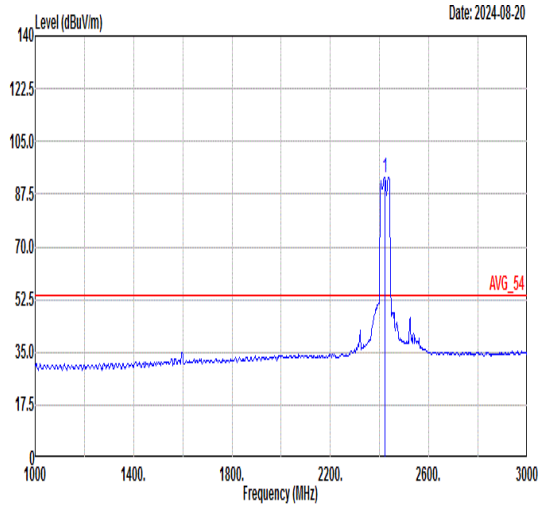 Freq Level Limit Line Margin Read Level Ant Factor Cable Loss Preamp Factor APos TPos Remark MHz dBuV/m dBuV/m dB dBuV dB/m dB dB cm deg 1 2422.00 93.10 ------ ------ 90.54 30.72 5.39 33.55 300 275 AVERAGE

Mode	38	
	Band Edge - R	
	2400-2483.5_802.11 be ETH 40_CH03_Full RU _2422MHz	
ANT	CDD 0+2	
Pol.	Vertical	Fundamental
Peak	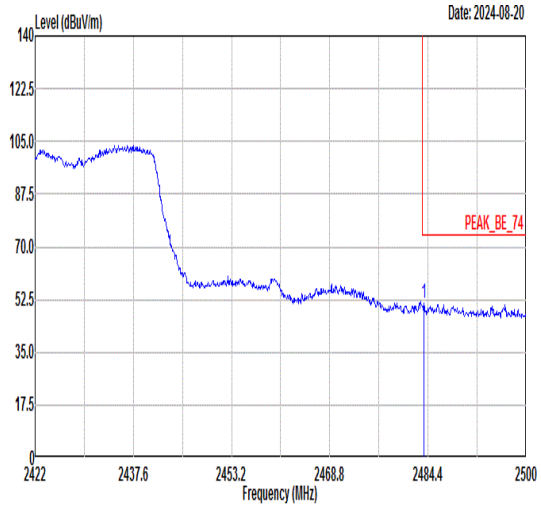 Freq Level Limit Line Margin Read Level Ant Factor Cable Loss Preamp Factor APos TPos Remark MHz dBuV/m dBuV/m dB dBuV dB/m dB dB cm deg 1 2483.78 51.16 74.00 -22.84 48.59 30.70 5.46 33.59 300 275 PEAK	Blank
Avg	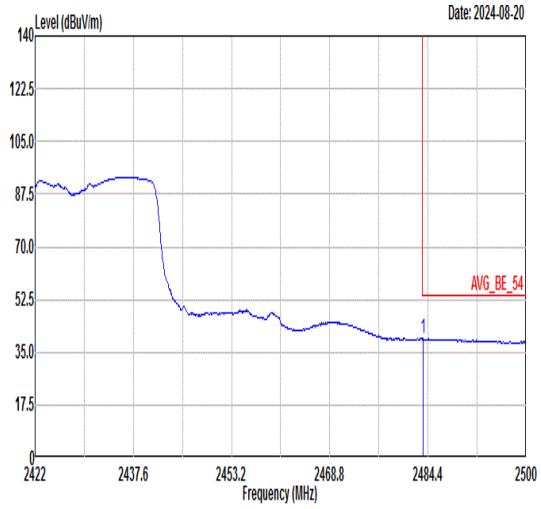 Freq Level Limit Line Margin Read Level Ant Factor Cable Loss Preamp Factor APos TPos Remark MHz dBuV/m dBuV/m dB dBuV dB/m dB dB cm deg 1 2483.62 39.67 54.00 -14.33 37.10 30.70 5.46 33.59 300 275 AVERAGE	Blank

Mode	39	
	Band Edge - L	
	2400-2483.5_802.11 be ETH 40_CH09_Full RU _2452MHz	
ANT	CDD 0+2	
Pol.	Horizontal	Fundamental
Peak	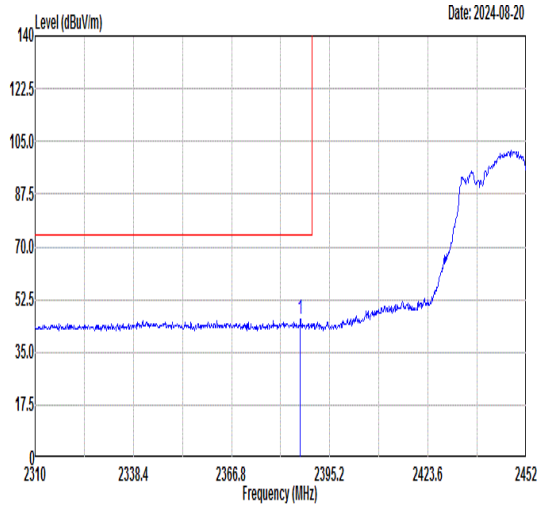 Limit Read Ant Cable Preamp APos TPos Freq Level Line Margin Level Factor Loss Factor Remark MHz dBuV/m dBuV/m dB dBuV dB/m dB dB cm deg 1 2386.68 45.75 74.00 -28.25 43.20 30.72 5.36 33.53 334 264 PEAK	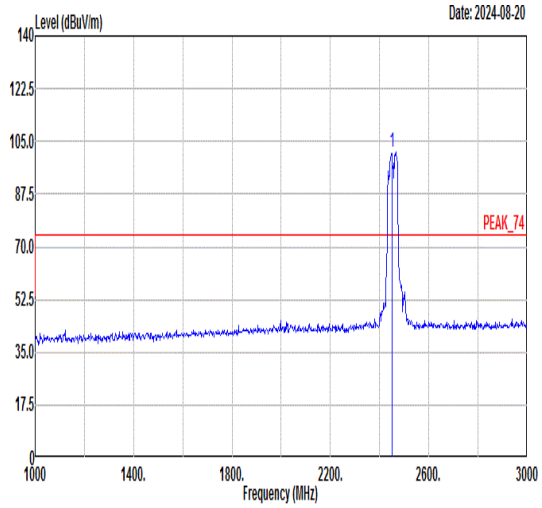 Limit Read Ant Cable Preamp APos TPos Freq Level Line Margin Level Factor Loss Factor Remark MHz dBuV/m dBuV/m dB dBuV dB/m dB dB cm deg 1 2452.00 101.35 ------ ------ 98.78 30.71 5.44 33.58 334 264 PEAK
Avg	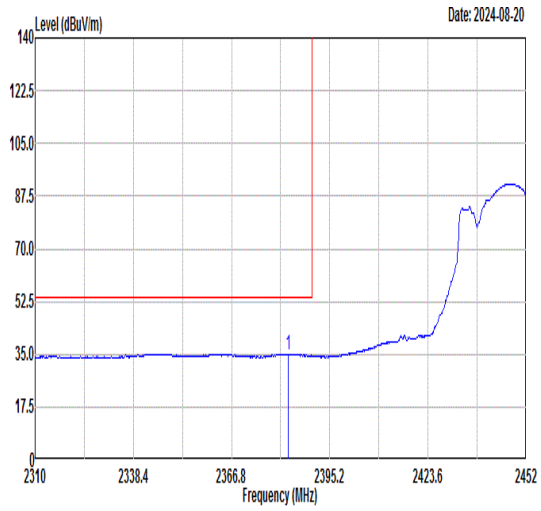 Limit Read Ant Cable Preamp APos TPos Freq Level Line Margin Level Factor Loss Factor Remark MHz dBuV/m dBuV/m dB dBuV dB/m dB dB cm deg 1 2383.27 35.09 54.00 -18.91 32.55 30.72 5.35 33.53 334 264 AVERAGE	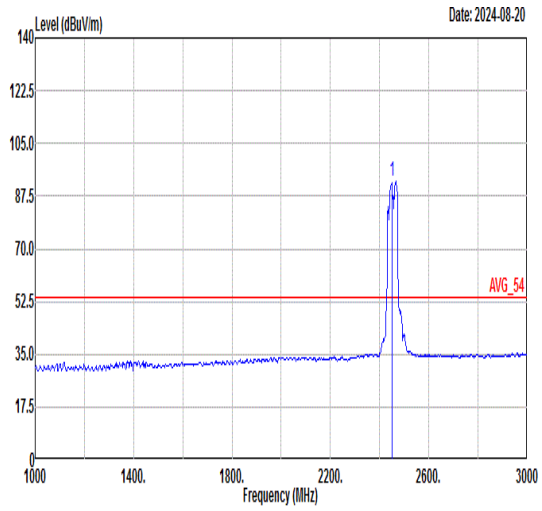 Limit Read Ant Cable Preamp APos TPos Freq Level Line Margin Level Factor Loss Factor Remark MHz dBuV/m dBuV/m dB dBuV dB/m dB dB cm deg 1 2452.00 92.24 ------ ------ 89.67 30.71 5.44 33.58 334 264 AVERAGE

Mode	39	
	Band Edge - R	
	2400-2483.5_802.11 be ETH 40_CH09_Full RU _2452MHz	
ANT	CDD 0+2	
Pol.	Horizontal	Fundamental
Peak	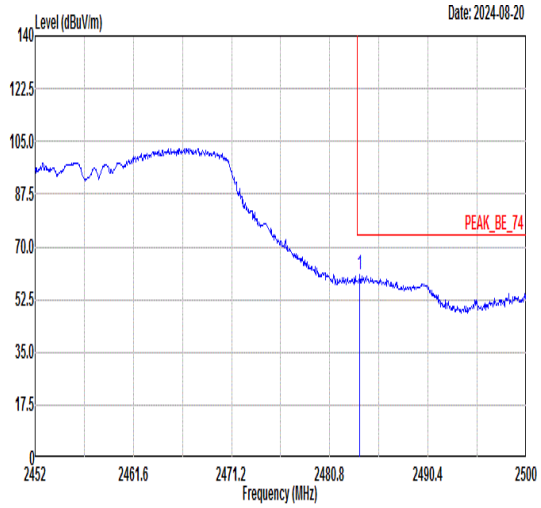 Freq Level Limit Line Margin Read Level Ant Factor Cable Loss Preamp Factor APos TPos Remark MHz dBuV/m dBuV/m dB dBuV dB/m dB dB cm deg 1 2483.73 60.88 74.00 -13.12 58.31 30.70 5.46 33.59 334 264 PEAK	Blank
Avg	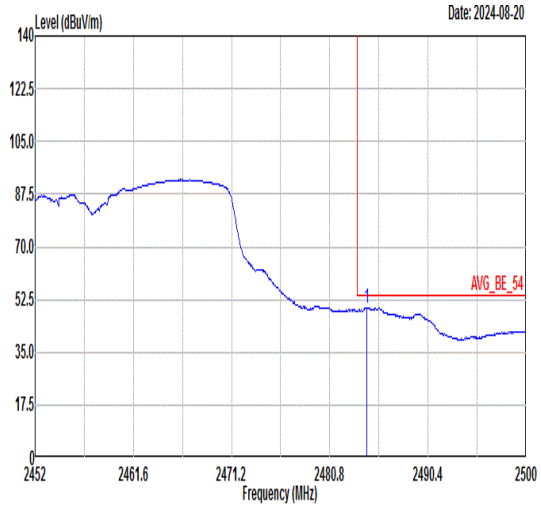 Freq Level Limit Line Margin Read Level Ant Factor Cable Loss Preamp Factor APos TPos Remark MHz dBuV/m dBuV/m dB dBuV dB/m dB dB cm deg 1 2484.45 49.88 54.00 -4.12 47.31 30.70 5.46 33.59 334 264 AVERAGE	Blank

Mode	39	
	Band Edge - L	
	2400-2483.5_802.11 be ETH 40_CH09_Full RU _2452MHz	
ANT	CDD 0+2	
Pol.	Vertical	Fundamental
Peak	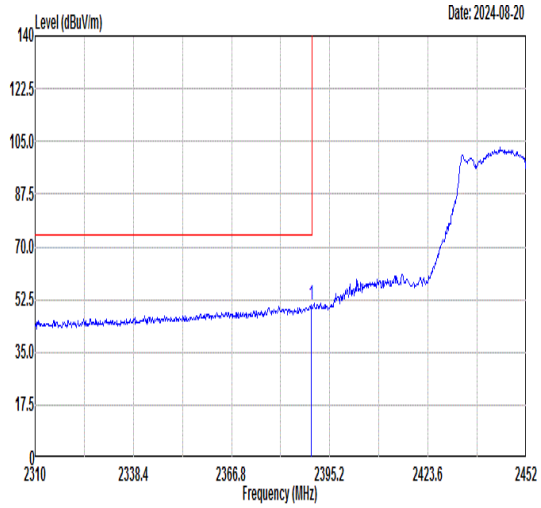 Freq Level Limit Line Margin Read Level Ant Factor Cable Loss Preamp Factor APos TPos Remark MHz dBuV/m dBuV/m dB dBuV dB/m dB dB cm deg 1 2389.80 50.53 74.00 -23.47 47.98 30.72 5.36 33.53 301 276 PEAK	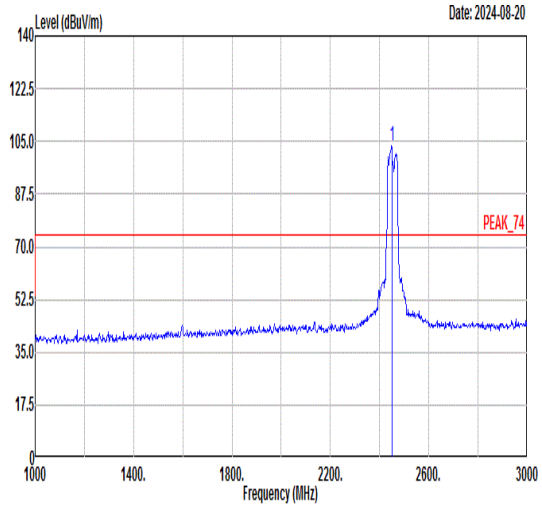 Freq Level Limit Line Margin Read Level Ant Factor Cable Loss Preamp Factor APos TPos Remark MHz dBuV/m dBuV/m dB dBuV dB/m dB dB cm deg 1 2452.00 103.36 ------ ------ 100.80 30.71 5.42 33.57 301 276 PEAK
Avg	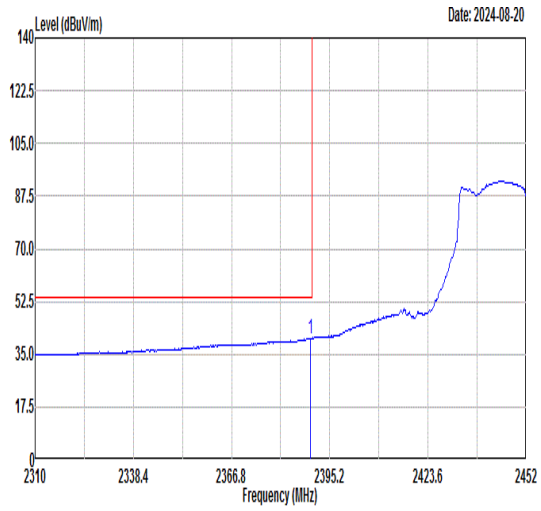 Freq Level Limit Line Margin Read Level Ant Factor Cable Loss Preamp Factor APos TPos Remark MHz dBuV/m dBuV/m dB dBuV dB/m dB dB cm deg 1 2389.66 40.32 54.00 -13.68 37.77 30.72 5.36 33.53 301 276 AVERAGE	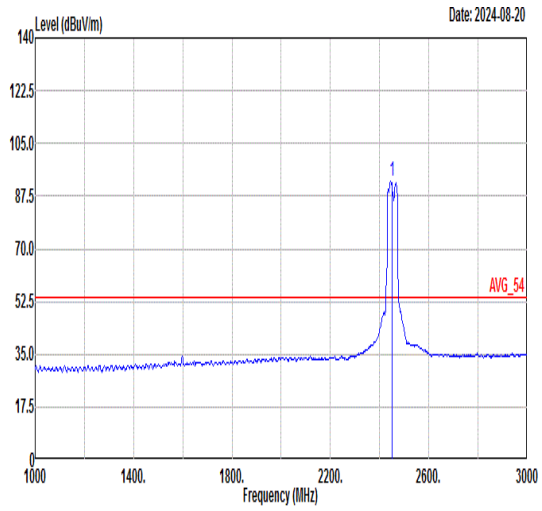 Freq Level Limit Line Margin Read Level Ant Factor Cable Loss Preamp Factor APos TPos Remark MHz dBuV/m dBuV/m dB dBuV dB/m dB dB cm deg 1 2452.00 92.20 ------ ------ 89.64 30.71 5.42 33.57 301 276 AVERAGE

Mode	39	
	Band Edge - R	
	2400-2483.5_802.11 be ETH 40_CH09_Full RU _2452MHz	
ANT	CDD 0+2	
Pol.	Vertical	Fundamental
Peak	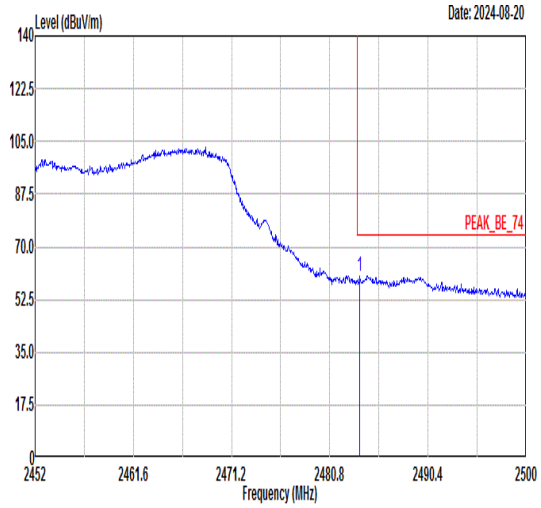 Freq Level Limit Line Margin Read Level Ant Factor Cable Loss Preamp Factor APos TPos Remark MHz dBuV/m dBuV/m dB dBuV dB/m dB dB cm deg 1 2483.73 60.15 74.00 -13.85 57.58 30.70 5.46 33.59 301 276 PEAK	Blank
Avg	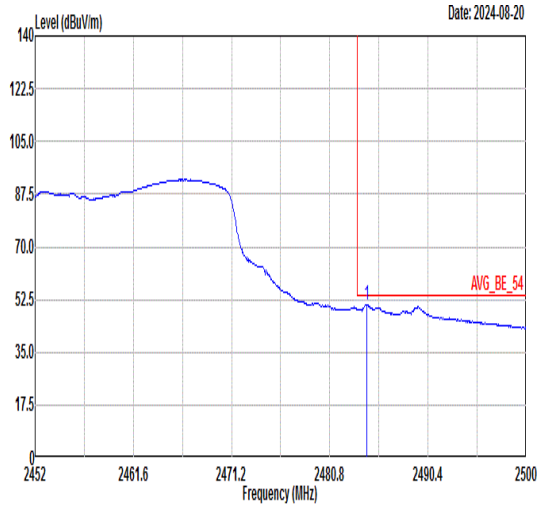 Freq Level Limit Line Margin Read Level Ant Factor Cable Loss Preamp Factor APos TPos Remark MHz dBuV/m dBuV/m dB dBuV dB/m dB dB cm deg 1 2484.45 50.77 54.00 -3.23 48.20 30.70 5.46 33.59 301 276 AVERAGE	Blank

Mode	40	
	Band Edge	
	2400-2483.5_802.11be ETH20_CH01_Single RU_2412MHz	
ANT	CDD 0+2	
Pol.	Horizontal	Fundamental
Peak	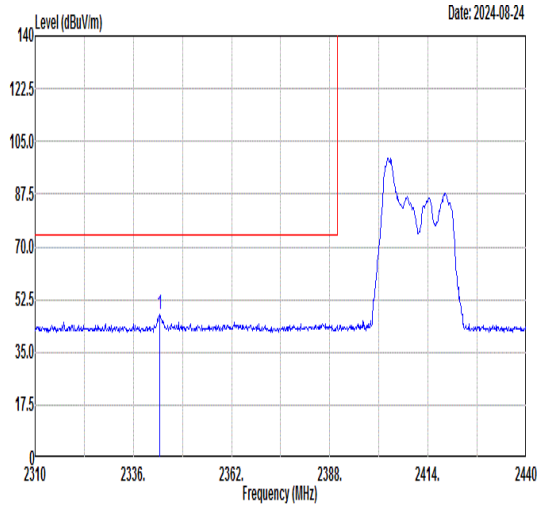 Freq Level Limit Line Margin (dB) Read Level Ant Factor Cable Loss Preamp Factor APos TPos Remark MHz dBuV/m dBuV/m dBuV dB/m dB dB cm deg 1 2343.02 47.61 74.00 -26.39 45.07 30.73 5.32 33.51 353 305 PEAK	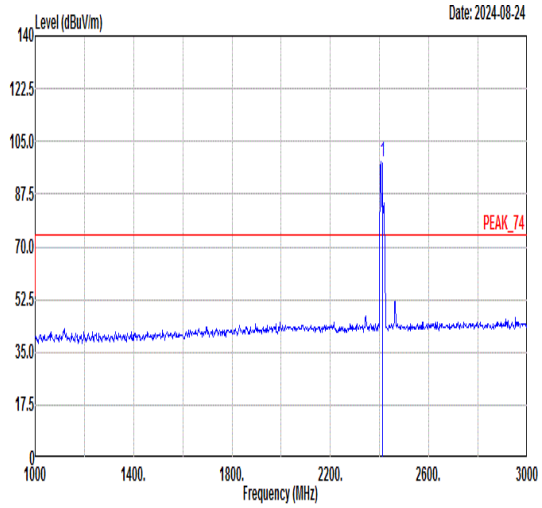 Freq Level Limit Line Margin (dB) Read Level Ant Factor Cable Loss Preamp Factor APos TPos Remark MHz dBuV/m dBuV/m dBuV dB/m dB dB cm deg 1 2412.00 98.16 ------ ------ 95.61 30.72 5.37 33.54 353 305 PEAK
Avg	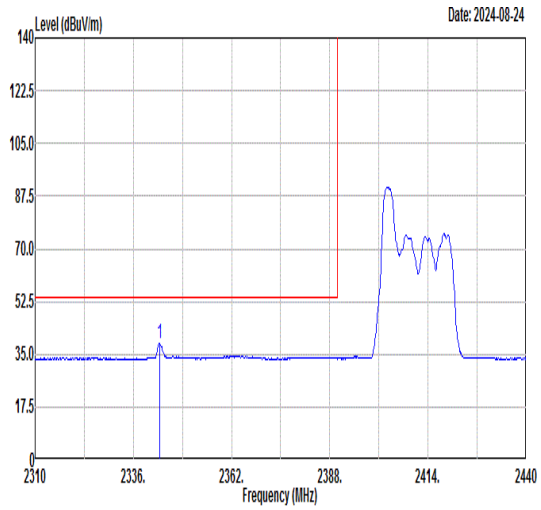 Freq Level Limit Line Margin (dB) Read Level Ant Factor Cable Loss Preamp Factor APos TPos Remark MHz dBuV/m dBuV/m dBuV dB/m dB dB cm deg 1 2342.89 38.51 54.00 -15.49 35.97 30.73 5.32 33.51 353 305 AVERAGE	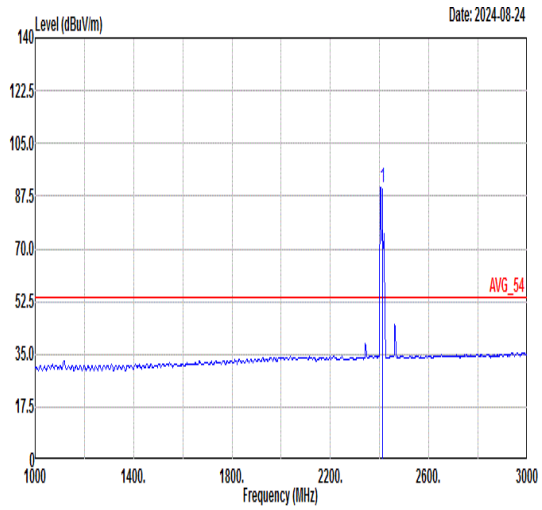 Freq Level Limit Line Margin (dB) Read Level Ant Factor Cable Loss Preamp Factor APos TPos Remark MHz dBuV/m dBuV/m dBuV dB/m dB dB cm deg 1 2412.00 90.35 ------ ------ 87.80 30.72 5.37 33.54 353 305 AVERAGE

Mode	40	
	Band Edge	
	2400-2483.5_802.11be ETH20_CH01_Single RU_2412MHz	
ANT	CDD 0+2	
Pol.	Vertical	Fundamental
Peak	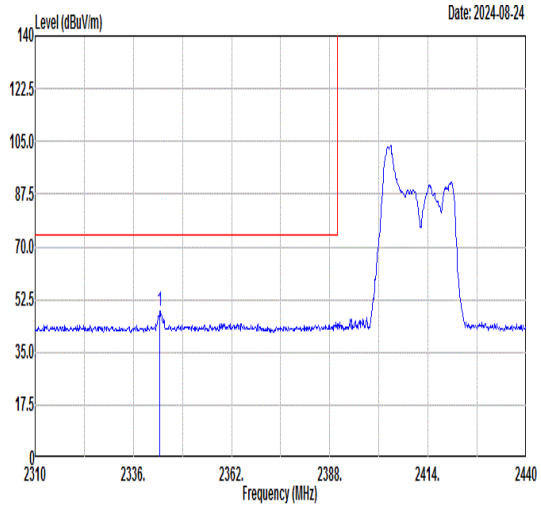 Freq Level Limit Line Margin (dB) Read Level Ant Factor Cable Loss Preamp Factor APos TPos Remark MHz dBuV/m dBuV/m dBuV dB/m dB dB cm deg 1 2343.02 48.64 74.00 -25.36 46.10 30.73 5.32 33.51 100 45 PEAK	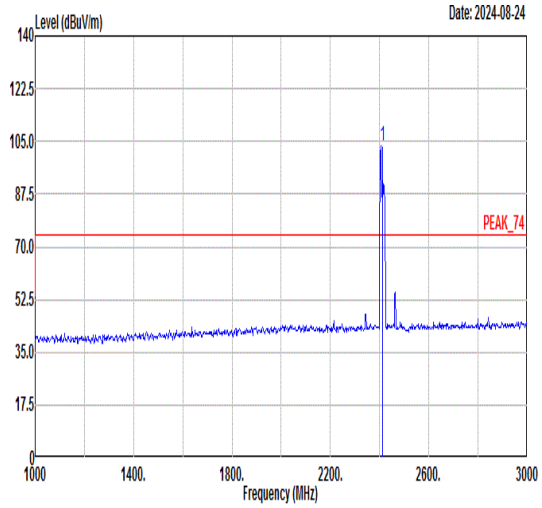 Freq Level Limit Line Margin (dB) Read Level Ant Factor Cable Loss Preamp Factor APos TPos Remark MHz dBuV/m dBuV/m dBuV dB/m dB dB cm deg 1 2412.00 103.43 ------ ------ 100.88 30.72 5.37 33.54 100 45 PEAK
Avg	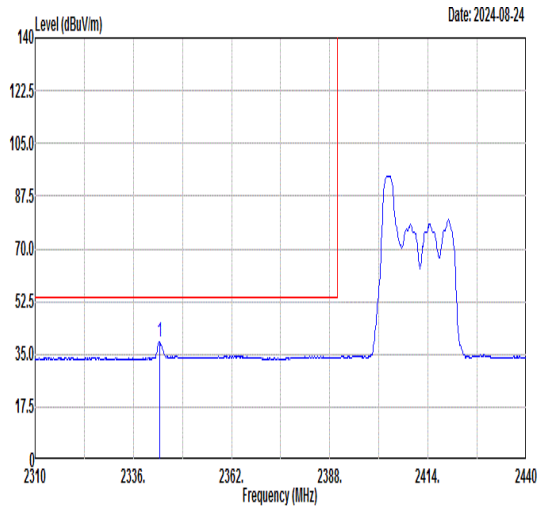 Freq Level Limit Line Margin (dB) Read Level Ant Factor Cable Loss Preamp Factor APos TPos Remark MHz dBuV/m dBuV/m dBuV dB/m dB dB cm deg 1 2342.89 38.98 54.00 -15.02 36.44 30.73 5.32 33.51 100 45 AVERAGE	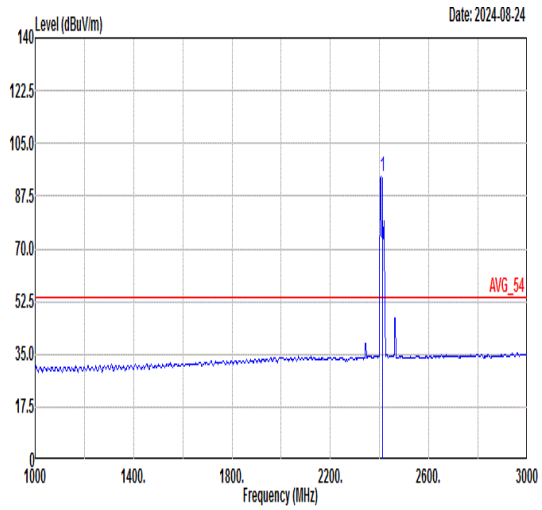 Freq Level Limit Line Margin (dB) Read Level Ant Factor Cable Loss Preamp Factor APos TPos Remark MHz dBuV/m dBuV/m dBuV dB/m dB dB cm deg 1 2412.00 93.98 ------ ------ 91.43 30.72 5.37 33.54 100 45 AVERAGE

Mode	41	
	Band Edge	
	2400-2483.5_802.11be ETH20_CH01_Single RU_2412MHz	
ANT	CDD 0+2	
Pol.	Horizontal	Fundamental
Peak	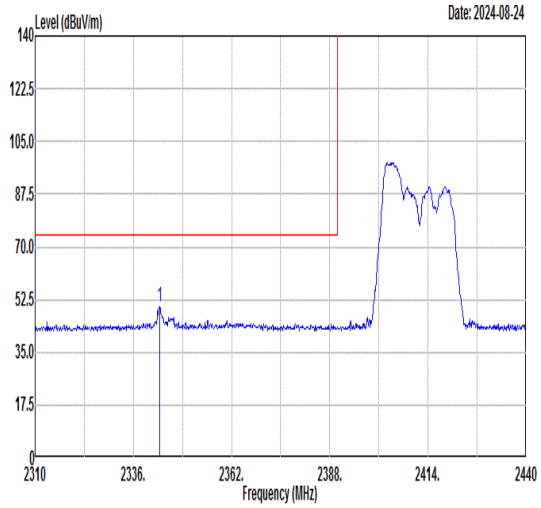 Freq Level Limit Line Margin (dB) Read Level Ant Factor Cable Loss Preamp Factor APos TPos Remark MHz dBuV/m dBuV/m dBuV dB/m dB dB cm deg 1 2343.02 49.98 74.00 -24.02 47.44 30.73 5.32 33.51 315 296 PEAK	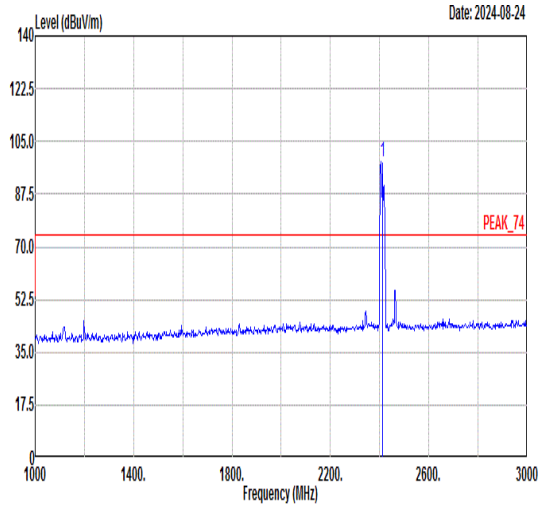 Freq Level Limit Line Margin (dB) Read Level Ant Factor Cable Loss Preamp Factor APos TPos Remark MHz dBuV/m dBuV/m dBuV dB/m dB dB cm deg 1 2412.00 98.28 ------ ------ 95.73 30.72 5.37 33.54 315 296 PEAK
Avg	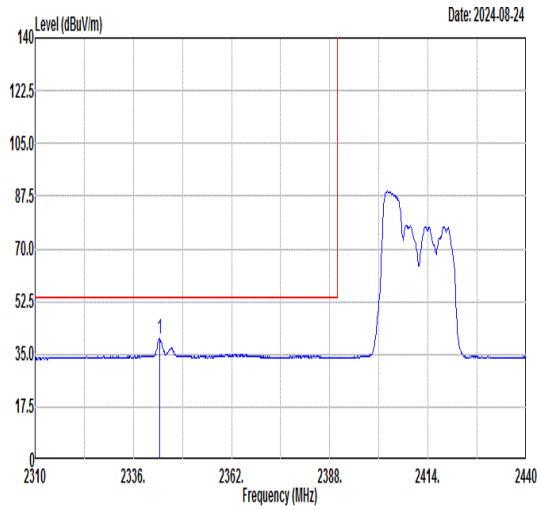 Freq Level Limit Line Margin (dB) Read Level Ant Factor Cable Loss Preamp Factor APos TPos Remark MHz dBuV/m dBuV/m dBuV dB/m dB dB cm deg 1 2342.89 40.12 54.00 -13.88 37.58 30.73 5.32 33.51 315 296 AVERAGE	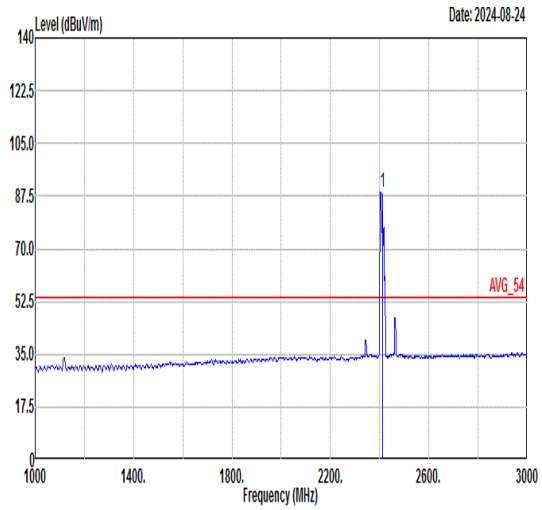 Freq Level Limit Line Margin (dB) Read Level Ant Factor Cable Loss Preamp Factor APos TPos Remark MHz dBuV/m dBuV/m dBuV dB/m dB dB cm deg 1 2412.00 88.90 ------ ------ 86.35 30.72 5.37 33.54 315 296 AVERAGE

Mode	41	
	Band Edge	
	2400-2483.5_802.11be ETH20_CH01_Single RU_2412MHz	
ANT	CDD 0+2	
Pol.	Vertical	Fundamental
Peak	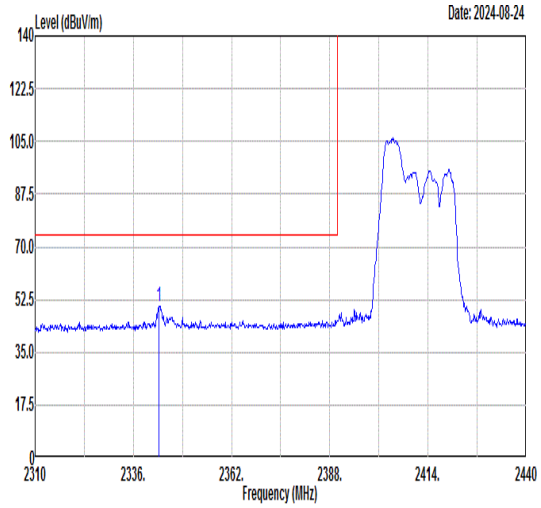 Freq Level Limit Line Margin (dB) Read Level Ant Factor Cable Loss Preamp Factor APos TPos Remark MHz dBuV/m dBuV/m dBuV dB/m dB dB cm deg 1 2342.76 50.30 74.00 -23.70 47.76 30.73 5.32 33.51 107 47 PEAK	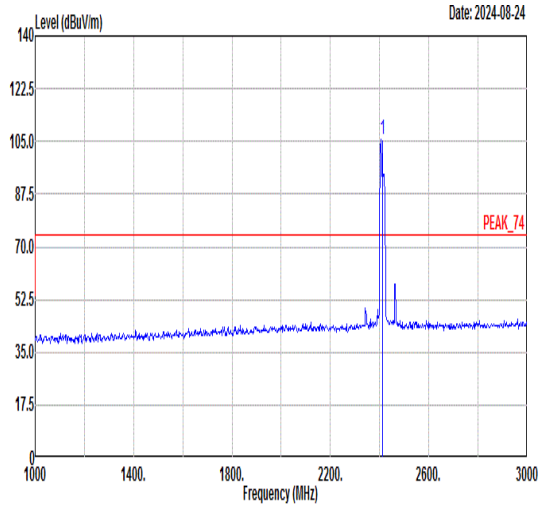 Freq Level Limit Line Margin (dB) Read Level Ant Factor Cable Loss Preamp Factor APos TPos Remark MHz dBuV/m dBuV/m dBuV dB/m dB dB cm deg 1 2412.00 105.65 ------ ------ 103.10 30.72 5.37 33.54 107 47 PEAK
Avg	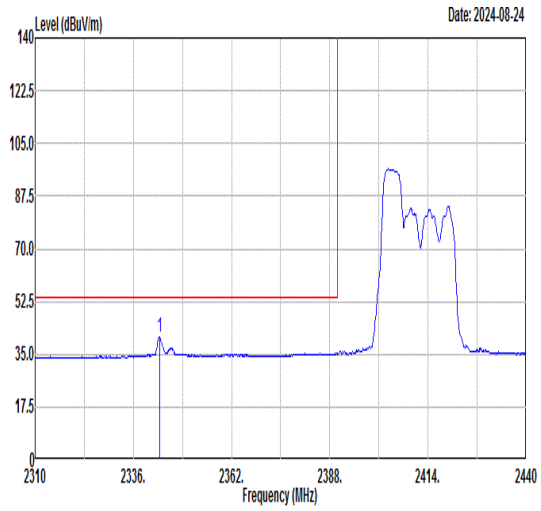 Freq Level Limit Line Margin (dB) Read Level Ant Factor Cable Loss Preamp Factor APos TPos Remark MHz dBuV/m dBuV/m dBuV dB/m dB dB cm deg 1 2342.89 40.55 54.00 -13.45 38.01 30.73 5.32 33.51 107 47 AVERAGE	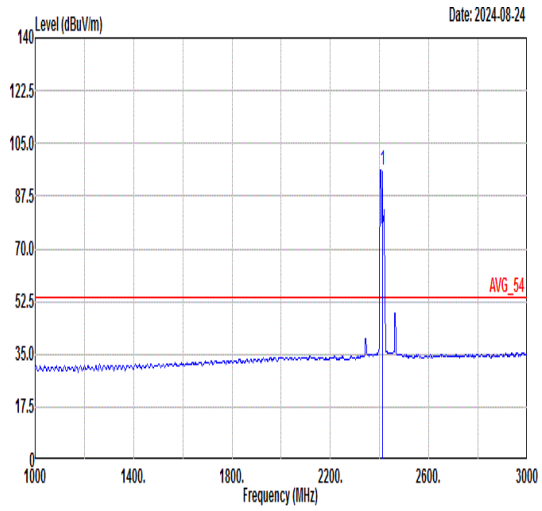 Freq Level Limit Line Margin (dB) Read Level Ant Factor Cable Loss Preamp Factor APos TPos Remark MHz dBuV/m dBuV/m dBuV dB/m dB dB cm deg 1 2412.00 96.25 ------ ------ 93.70 30.72 5.37 33.54 107 47 AVERAGE

Mode	42	
	Band Edge	
	2400-2483.5_802.11be ETH20_CH01_Single RU_2412MHz	
ANT	CDD 0+2	
Pol.	Horizontal	Fundamental
Peak	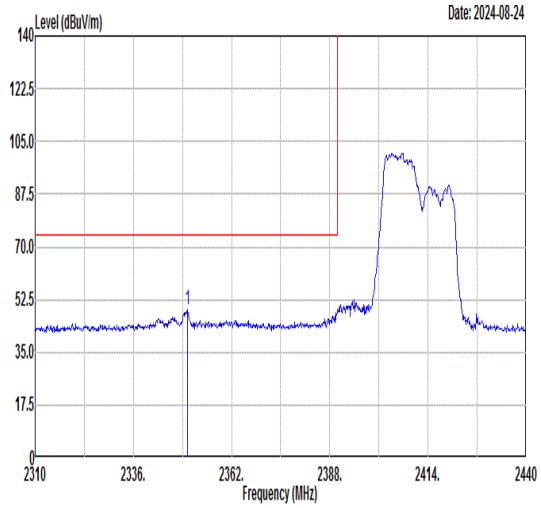 Freq Level Limit Line Margin (dB) Read Level Ant Factor Cable Loss Preamp Factor APos TPos Remark MHz dBuV/m dBuV/m dBuV dB/m dB dB cm deg 1 2350.30 48.97 74.00 -25.03 46.42 30.73 5.33 33.51 336 231 PEAK	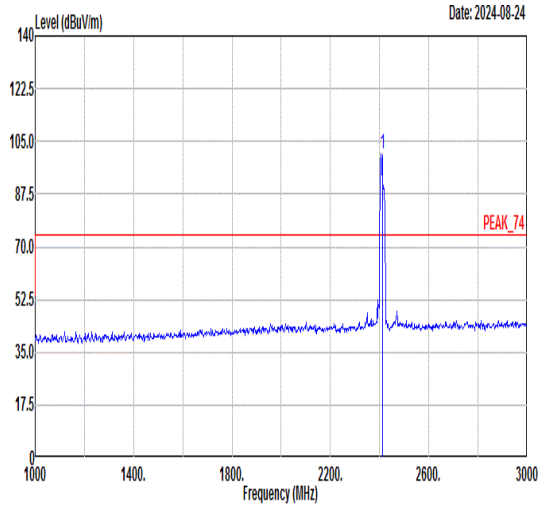 Freq Level Limit Line Margin (dB) Read Level Ant Factor Cable Loss Preamp Factor APos TPos Remark MHz dBuV/m dBuV/m dBuV dB/m dB dB cm deg 1 2412.00 101.14 ------ ------ 98.59 30.72 5.37 33.54 336 231 PEAK
Avg	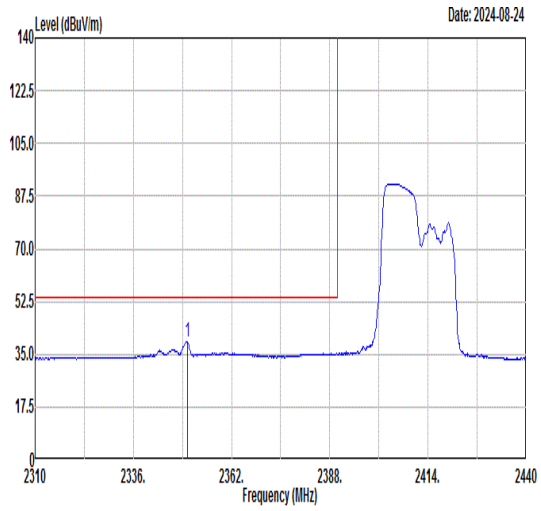 Freq Level Limit Line Margin (dB) Read Level Ant Factor Cable Loss Preamp Factor APos TPos Remark MHz dBuV/m dBuV/m dBuV dB/m dB dB cm deg 1 2350.30 39.06 54.00 -14.94 36.51 30.73 5.33 33.51 336 231 AVERAGE	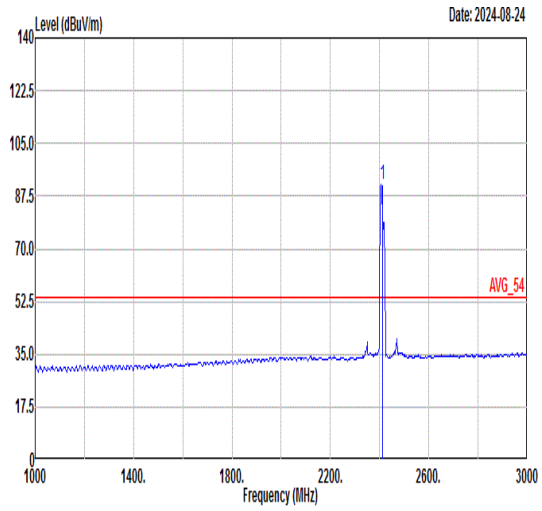 Freq Level Limit Line Margin (dB) Read Level Ant Factor Cable Loss Preamp Factor APos TPos Remark MHz dBuV/m dBuV/m dBuV dB/m dB dB cm deg 1 2412.00 91.54 ------ ------ 88.99 30.72 5.37 33.54 336 231 AVERAGE

Mode	42	
	Band Edge	
	2400-2483.5_802.11be ETH20_CH01_Single RU_2412MHz	
ANT	CDD 0+2	
Pol.	Vertical	Fundamental
Peak	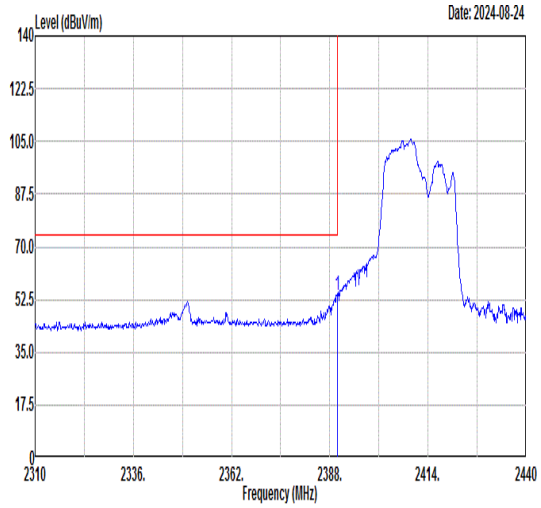 Freq Level Limit Line Margin (dB) Read Level Ant Factor Cable Loss Preamp Factor APos TPos Remark MHz dBuV/m dBuV/m dBuV dB/m dB dB cm deg 1 2389.95 53.92 74.00 -20.08 51.37 30.72 5.36 33.53 154 272 PEAK	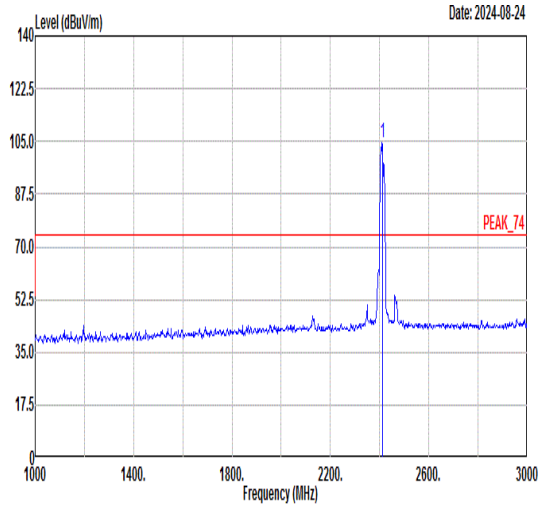 Freq Level Limit Line Margin (dB) Read Level Ant Factor Cable Loss Preamp Factor APos TPos Remark MHz dBuV/m dBuV/m dBuV dB/m dB dB cm deg 1 2412.00 104.64 ------ ------ 102.09 30.72 5.38 33.55 154 272 PEAK
Avg	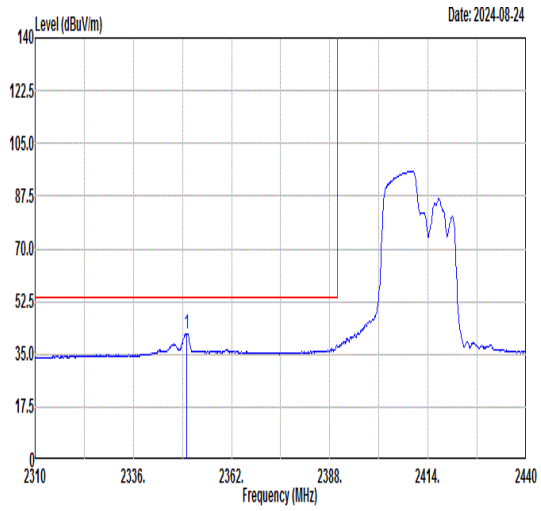 Freq Level Limit Line Margin (dB) Read Level Ant Factor Cable Loss Preamp Factor APos TPos Remark MHz dBuV/m dBuV/m dBuV dB/m dB dB cm deg 1 2350.17 41.99 54.00 -12.01 39.44 30.73 5.33 33.51 154 272 AVERAGE	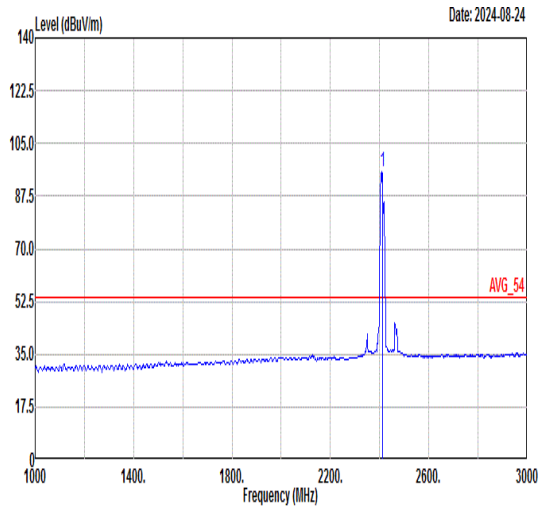 Freq Level Limit Line Margin (dB) Read Level Ant Factor Cable Loss Preamp Factor APos TPos Remark MHz dBuV/m dBuV/m dBuV dB/m dB dB cm deg 1 2412.00 95.60 ------ ------ 93.05 30.72 5.38 33.55 154 272 AVERAGE

Mode	43	
	Band Edge	
	2400-2483.5_802.11be ETH20_CH11_Single RU_2462MHz	
ANT	CDD 0+2	
Pol.	Horizontal	Fundamental
Peak	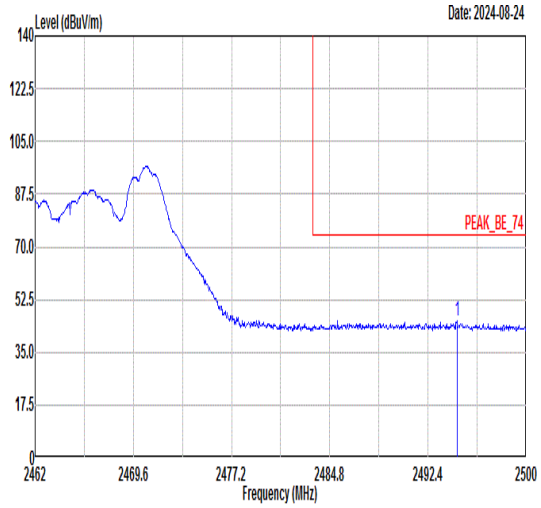 Freq Level Limit Line Margin (dB) Read Level Ant Factor Cable Loss Preamp Factor APos TPos Remark MHz dBuV/m dBuV/m dBuV dB/m dB dB cm deg 1 2494.64 45.29 74.00 -28.71 42.72 30.70 5.47 33.60 300 234 PEAK	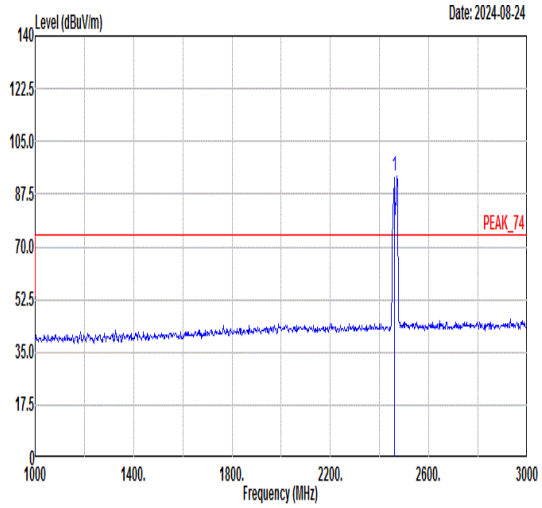 Freq Level Limit Line Margin (dB) Read Level Ant Factor Cable Loss Preamp Factor APos TPos Remark MHz dBuV/m dBuV/m dBuV dB/m dB dB cm deg 1 2462.00 93.70 ------ ------ 91.13 30.71 5.44 33.58 300 234 PEAK
Avg	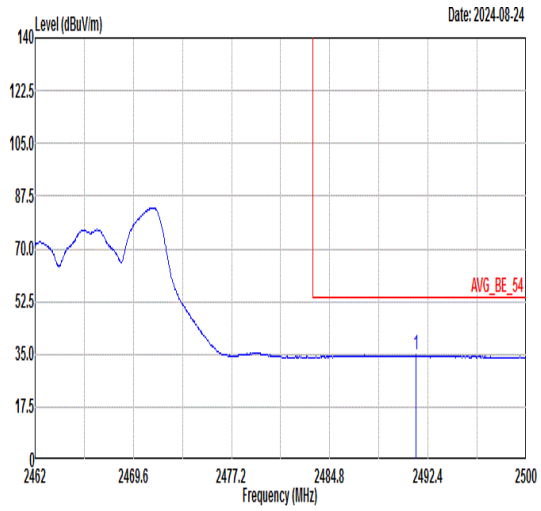 Freq Level Limit Line Margin (dB) Read Level Ant Factor Cable Loss Preamp Factor APos TPos Remark MHz dBuV/m dBuV/m dBuV dB/m dB dB cm deg 1 2491.45 34.77 54.00 -19.23 32.19 30.70 5.47 33.59 300 234 AVERAGE	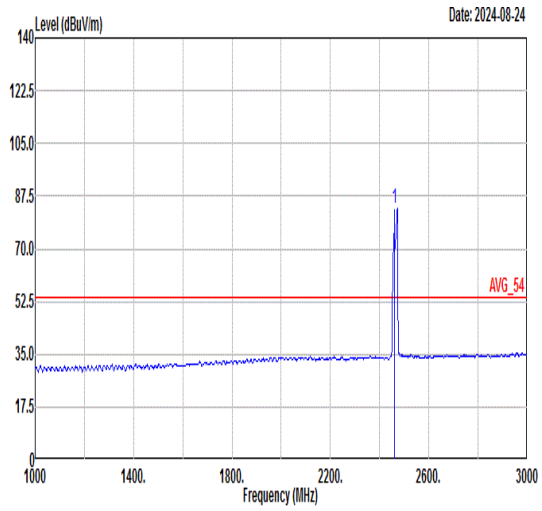 Freq Level Limit Line Margin (dB) Read Level Ant Factor Cable Loss Preamp Factor APos TPos Remark MHz dBuV/m dBuV/m dBuV dB/m dB dB cm deg 1 2462.00 83.34 ------ ------ 80.76 30.71 5.45 33.58 300 234 AVERAGE

Mode	43	
	Band Edge	
	2400-2483.5_802.11be ETH20_CH11_Single RU_2462MHz	
ANT	CDD 0+2	
Pol.	Vertical	Fundamental
Peak	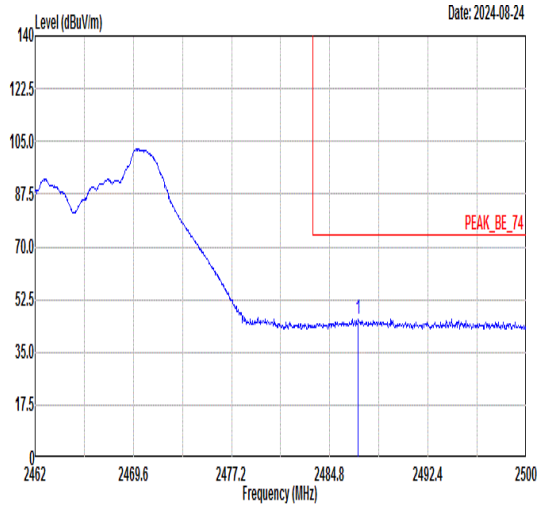 Freq Level Limit Line Margin (dB) Read Level Ant Factor Cable Loss Preamp Factor APos TPos Remark MHz dBuV/m dBuV/m dBuV dB/m dB dB cm deg 1 2487.00 46.00 74.00 -28.00 43.43 30.70 5.46 33.59 184 72 PEAK	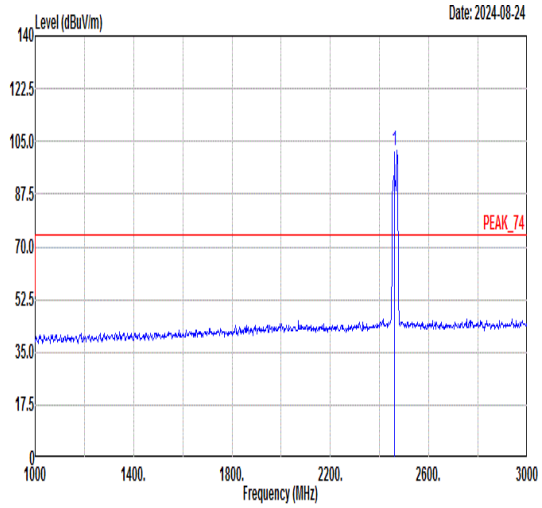 Freq Level Limit Line Margin (dB) Read Level Ant Factor Cable Loss Preamp Factor APos TPos Remark MHz dBuV/m dBuV/m dBuV dB/m dB dB cm deg 1 2462.00 101.99 ------ ------ 99.42 30.71 5.44 33.58 184 72 PEAK
Avg	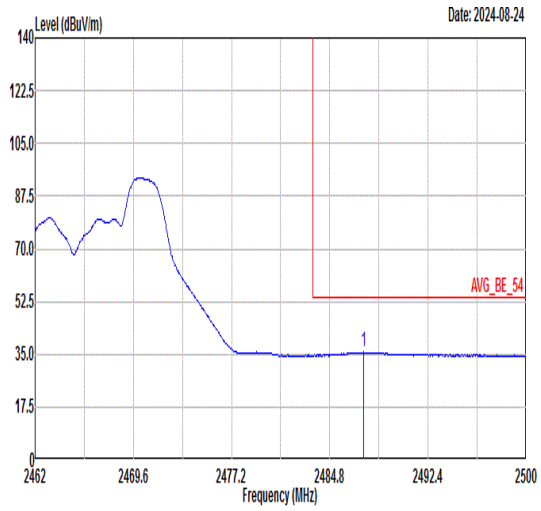 Freq Level Limit Line Margin (dB) Read Level Ant Factor Cable Loss Preamp Factor APos TPos Remark MHz dBuV/m dBuV/m dBuV dB/m dB dB cm deg 1 2487.42 35.68 54.00 -18.32 33.11 30.70 5.46 33.59 184 72 AVERAGE	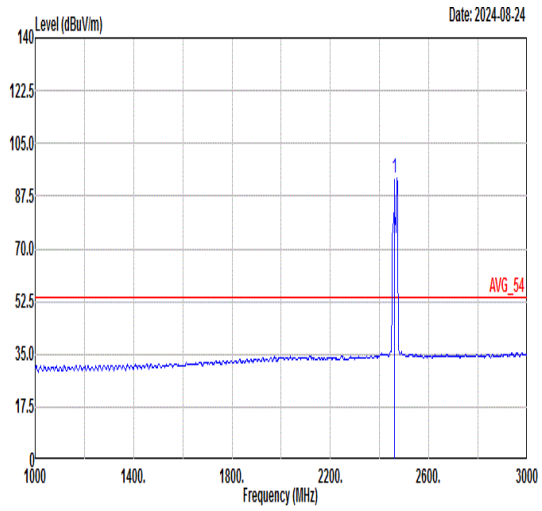 Freq Level Limit Line Margin (dB) Read Level Ant Factor Cable Loss Preamp Factor APos TPos Remark MHz dBuV/m dBuV/m dBuV dB/m dB dB cm deg 1 2462.00 93.30 ------ ------ 90.73 30.71 5.44 33.58 184 72 AVERAGE

Mode	44	
	Band Edge	
	2400-2483.5_802.11be ETH20_CH11_Single RU_2462MHz	
ANT	CDD 0+2	
Pol.	Horizontal	Fundamental
Peak	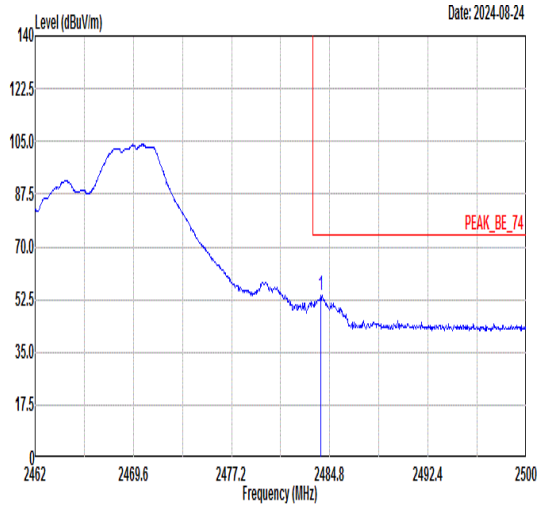 Freq Level Limit Line Margin (dB) Read Level Ant Factor Cable Loss Preamp Factor APos TPos Remark MHz dBuV/m dBuV/m dBuV dB/m dB dB cm deg 1 2484.08 53.72 74.00 -20.28 51.15 30.70 5.46 33.59 388 360 PEAK	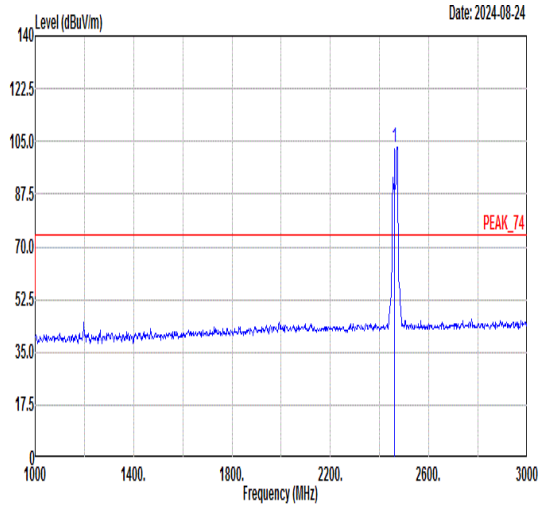 Freq Level Limit Line Margin (dB) Read Level Ant Factor Cable Loss Preamp Factor APos TPos Remark MHz dBuV/m dBuV/m dBuV dB/m dB dB cm deg 1 2462.00 103.23 ------ ------ 100.65 30.71 5.45 33.58 388 360 PEAK
Avg	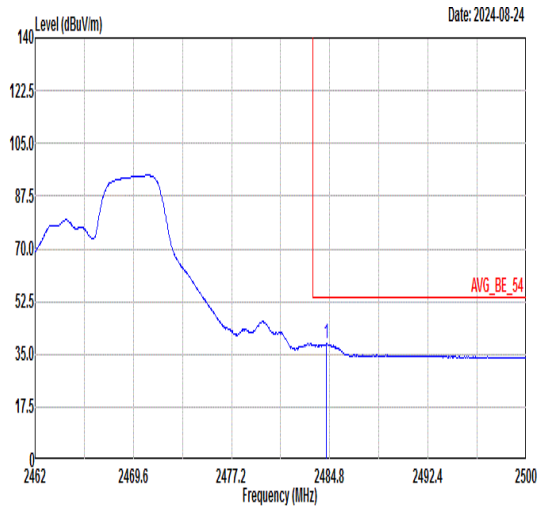 Freq Level Limit Line Margin (dB) Read Level Ant Factor Cable Loss Preamp Factor APos TPos Remark MHz dBuV/m dBuV/m dBuV dB/m dB dB cm deg 1 2484.53 38.36 54.00 -15.64 35.79 30.70 5.46 33.59 388 360 AVERAGE	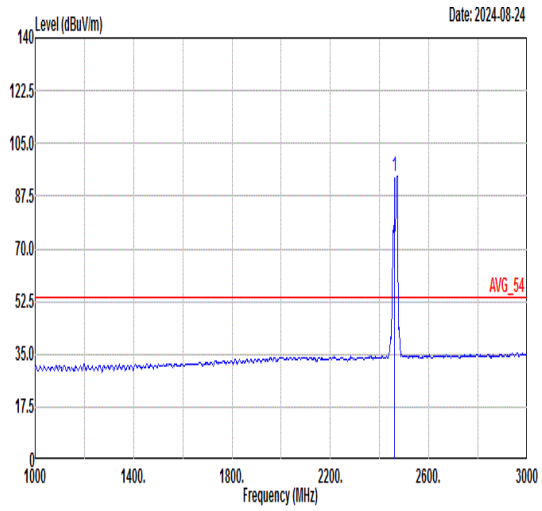 Freq Level Limit Line Margin (dB) Read Level Ant Factor Cable Loss Preamp Factor APos TPos Remark MHz dBuV/m dBuV/m dBuV dB/m dB dB cm deg 1 2462.00 94.21 ------ ------ 91.64 30.71 5.44 33.58 388 360 AVERAGE

Mode	44	
	Band Edge	
	2400-2483.5_802.11be ETH20_CH11_Single RU_2462MHz	
ANT	CDD 0+2	
Pol.	Vertical	Fundamental
Peak	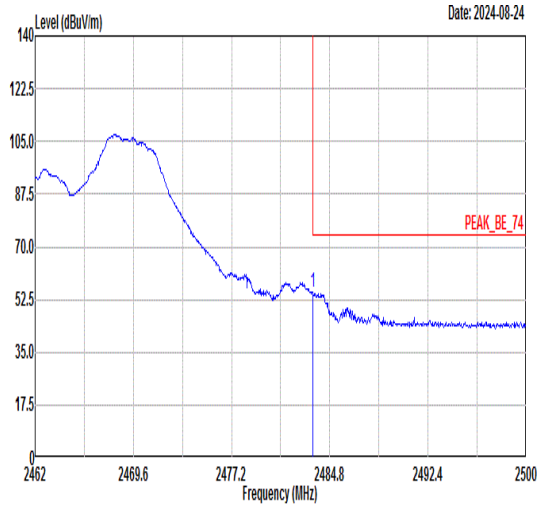 Freq Level Limit Line Margin (dB) Read Level Ant Factor Cable Loss Preamp Factor APos TPos Remark MHz dBuV/m dBuV/m dBuV dB/m dB dB cm deg 1 2483.51 54.84 74.00 -19.16 52.27 30.70 5.46 33.59 105 78 PEAK	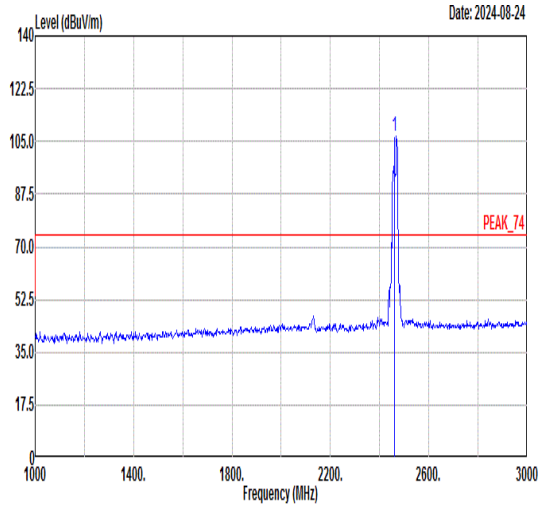 Freq Level Limit Line Margin (dB) Read Level Ant Factor Cable Loss Preamp Factor APos TPos Remark MHz dBuV/m dBuV/m dBuV dB/m dB dB cm deg 1 2462.00 106.59 ------ ------ 104.02 30.71 5.44 33.58 105 78 PEAK
Avg	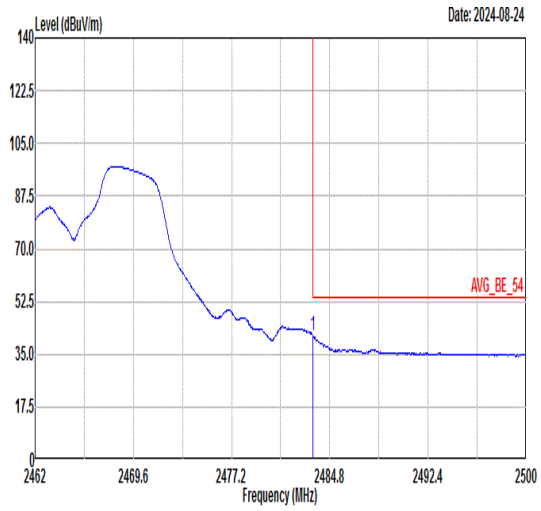 Freq Level Limit Line Margin (dB) Read Level Ant Factor Cable Loss Preamp Factor APos TPos Remark MHz dBuV/m dBuV/m dBuV dB/m dB dB cm deg 1 2483.51 41.06 54.00 -12.94 38.49 30.70 5.46 33.59 105 78 AVERAGE	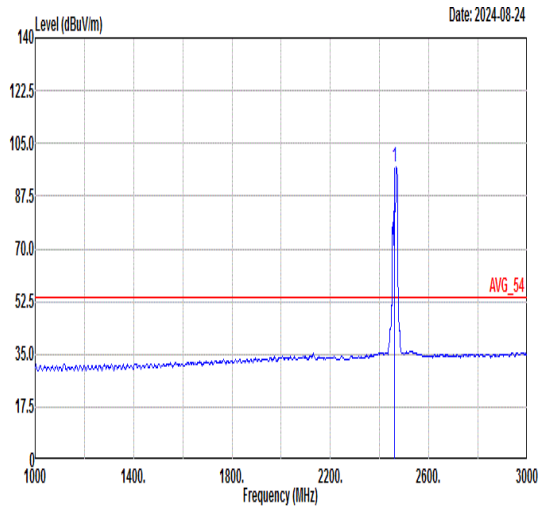 Freq Level Limit Line Margin (dB) Read Level Ant Factor Cable Loss Preamp Factor APos TPos Remark MHz dBuV/m dBuV/m dBuV dB/m dB dB cm deg 1 2462.00 97.26 ------ ------ 94.69 30.71 5.44 33.58 105 78 AVERAGE

Mode	45	
	Band Edge	
	2400-2483.5_802.11be ETH20_CH11_Single RU_2462MHz	
ANT	CDD 0+2	
Pol.	Horizontal	Fundamental
Peak	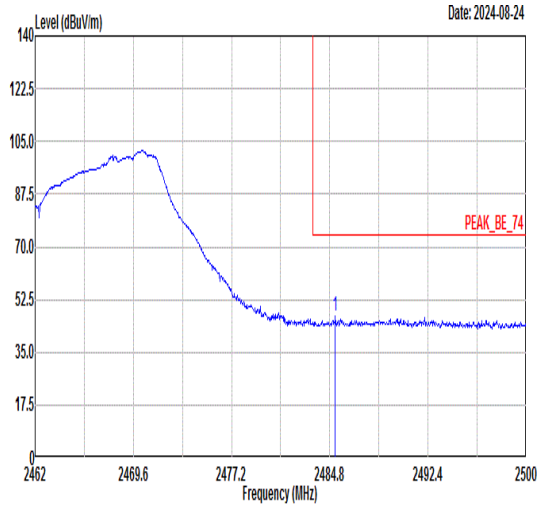 Freq Level Limit Line Margin (dB) Read Level Ant Factor Cable Loss Preamp Factor APos TPos Remark MHz dBuV/m dBuV/m dBuV dB/m dB dB cm deg 1 2485.22 47.04 74.00 -26.96 44.47 30.70 5.46 33.59 380 360 PEAK	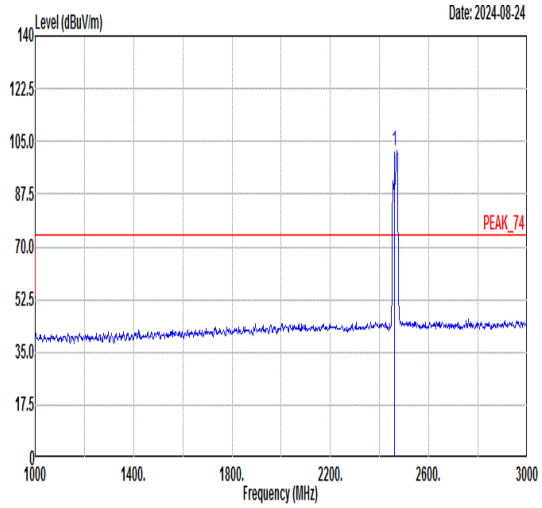 Freq Level Limit Line Margin (dB) Read Level Ant Factor Cable Loss Preamp Factor APos TPos Remark MHz dBuV/m dBuV/m dBuV dB/m dB dB cm deg 1 2462.00 101.97 ------ ------ 99.40 30.71 5.44 33.58 380 360 PEAK
Avg	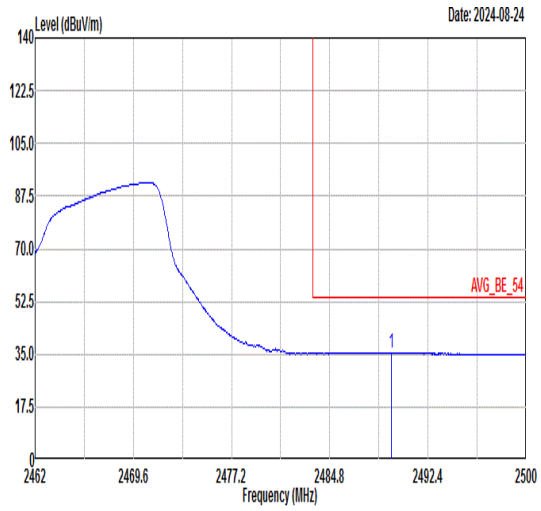 Freq Level Limit Line Margin (dB) Read Level Ant Factor Cable Loss Preamp Factor APos TPos Remark MHz dBuV/m dBuV/m dBuV dB/m dB dB cm deg 1 2489.59 35.59 54.00 -18.41 33.01 30.70 5.47 33.59 380 360 AVERAGE	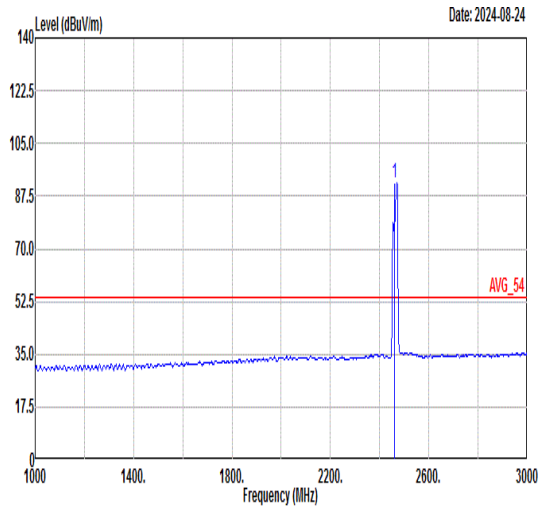 Freq Level Limit Line Margin (dB) Read Level Ant Factor Cable Loss Preamp Factor APos TPos Remark MHz dBuV/m dBuV/m dBuV dB/m dB dB cm deg 1 2462.00 91.78 ------ ------ 89.21 30.71 5.44 33.58 380 360 AVERAGE

Mode	45	
	Band Edge	
	2400-2483.5_802.11be ETH20_CH11_Single RU_2462MHz	
ANT	CDD 0+2	
Pol.	Vertical	Fundamental
Peak	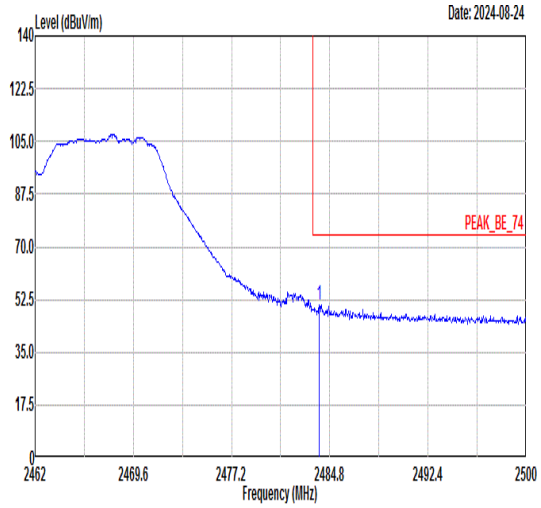 Freq Level Limit Line Margin (dB) Read Level Ant Factor Cable Loss Preamp Factor APos TPos Remark 1 2483.96 50.70 74.00 -23.30 48.13 30.70 5.46 33.59 309 291 PEAK	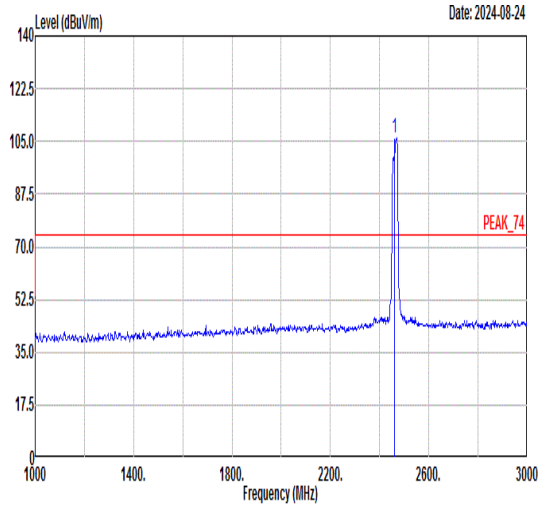 Freq Level Limit Line Margin (dB) Read Level Ant Factor Cable Loss Preamp Factor APos TPos Remark 1 2462.00 105.99 ------ ------ 103.42 30.71 5.44 33.58 309 291 PEAK
Avg	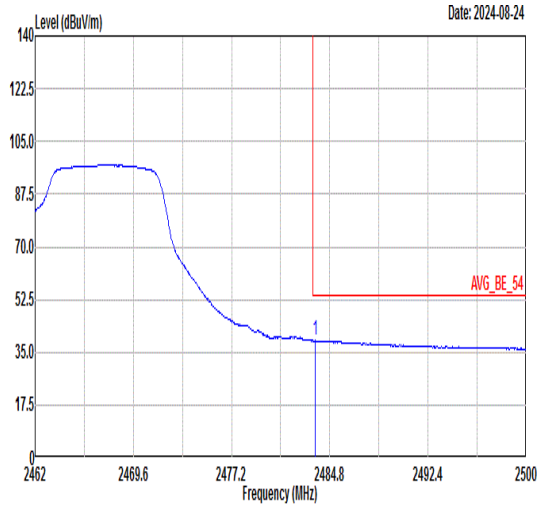 Freq Level Limit Line Margin (dB) Read Level Ant Factor Cable Loss Preamp Factor APos TPos Remark 1 2483.70 38.90 54.00 -15.10 36.33 30.70 5.46 33.59 309 291 AVERAGE	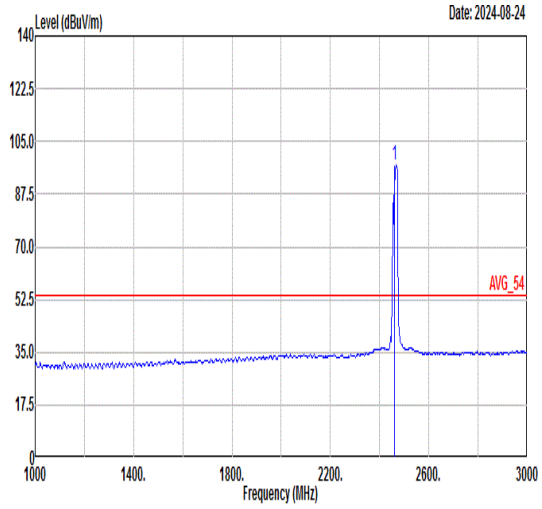 Freq Level Limit Line Margin (dB) Read Level Ant Factor Cable Loss Preamp Factor APos TPos Remark 1 2462.00 96.95 ------ ------ 94.38 30.71 5.44 33.58 309 291 AVERAGE

Mode	46	
	Band Edge	
	2400-2483.5_802.11be ETH20_CH01_Small RU 52+26_2412MHz	
ANT	CDD 0+2	
Pol.	Horizontal	Fundamental
Peak	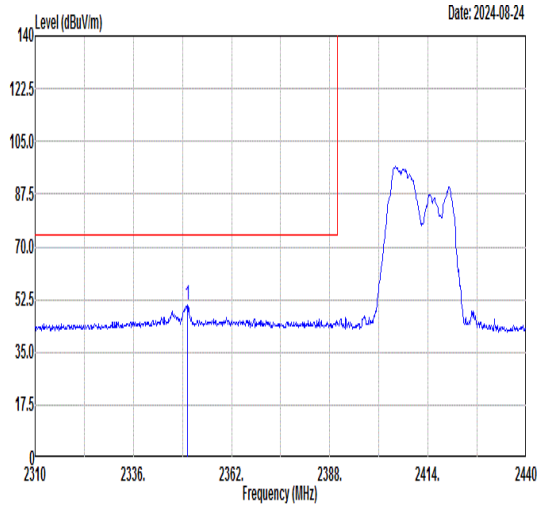 Freq Level Limit Line Margin (dB) Read Level Ant Factor Cable Loss Preamp Factor APos TPos Remark MHz dBuV/m dBuV/m dBuV dB/m dB dB cm deg 1 2350.30 50.95 74.00 -23.05 48.40 30.73 5.33 33.51 300 234 PEAK	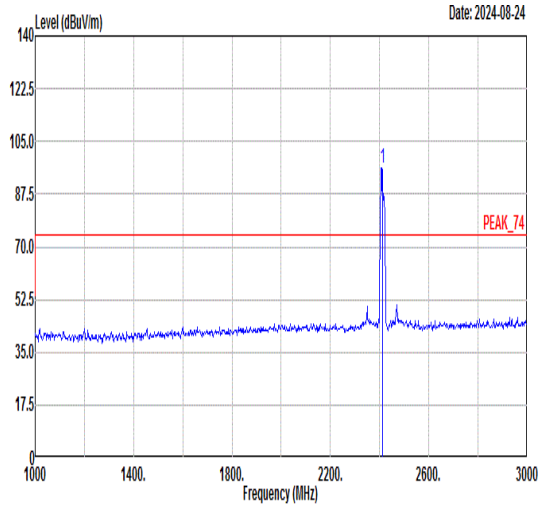 Freq Level Limit Line Margin (dB) Read Level Ant Factor Cable Loss Preamp Factor APos TPos Remark MHz dBuV/m dBuV/m dBuV dB/m dB dB cm deg 1 2412.00 96.22 ------ ------ 93.67 30.72 5.37 33.54 300 234 PEAK
Avg	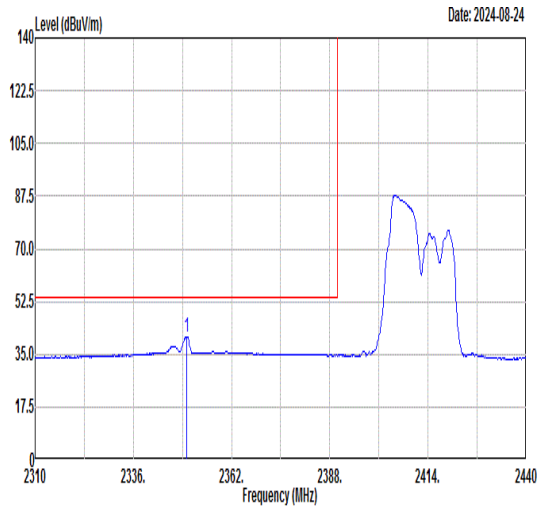 Freq Level Limit Line Margin (dB) Read Level Ant Factor Cable Loss Preamp Factor APos TPos Remark MHz dBuV/m dBuV/m dBuV dB/m dB dB cm deg 1 2350.17 40.86 54.00 -13.14 38.31 30.73 5.33 33.51 300 234 AVERAGE	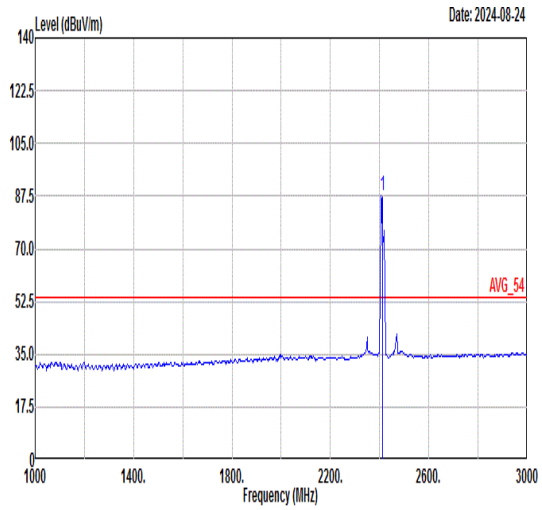 Freq Level Limit Line Margin (dB) Read Level Ant Factor Cable Loss Preamp Factor APos TPos Remark MHz dBuV/m dBuV/m dBuV dB/m dB dB cm deg 1 2412.00 87.47 ------ ------ 84.92 30.72 5.37 33.54 300 234 AVERAGE

Mode	46	
	Band Edge	
	2400-2483.5_802.11be ETH20_CH01_Small RU 52+26_2412MHz	
ANT	CDD 0+2	
Pol.	Vertical	Fundamental
Peak	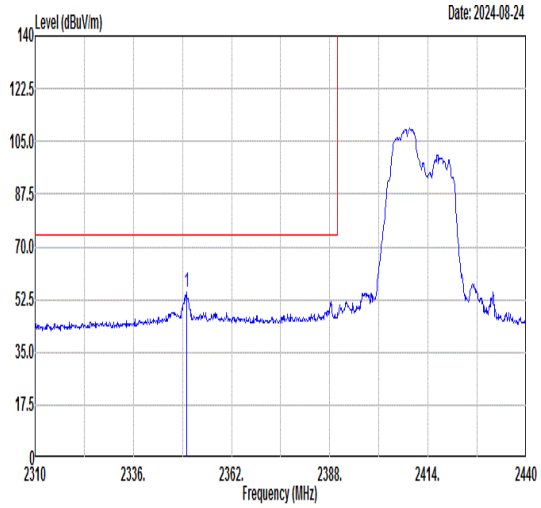 Freq Level Limit Line Margin (dB) Read Level Ant Factor Cable Loss Preamp Factor APos TPos Remark MHz dBuV/m dBuV/m dBuV dB/m dB dB cm deg 1 2350.04 54.90 74.00 -19.10 52.35 30.73 5.33 33.51 180 286 PEAK	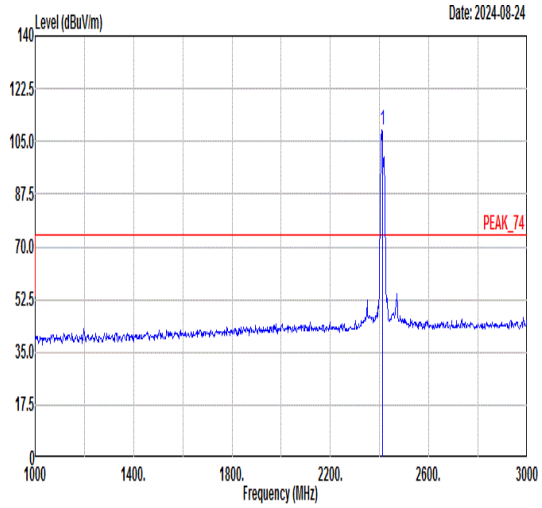 Freq Level Limit Line Margin (dB) Read Level Ant Factor Cable Loss Preamp Factor APos TPos Remark MHz dBuV/m dBuV/m dBuV dB/m dB dB cm deg 1 2412.00 109.01 ------ ------ 106.46 30.72 5.37 33.54 180 286 PEAK
Avg	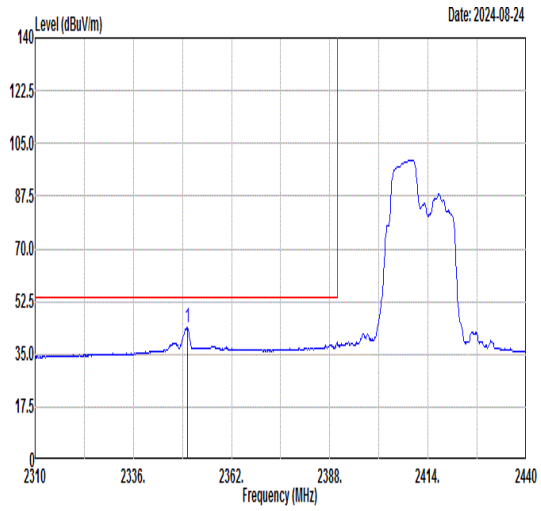 Freq Level Limit Line Margin (dB) Read Level Ant Factor Cable Loss Preamp Factor APos TPos Remark MHz dBuV/m dBuV/m dBuV dB/m dB dB cm deg 1 2350.30 43.67 54.00 -10.33 41.12 30.73 5.33 33.51 180 286 AVERAGE	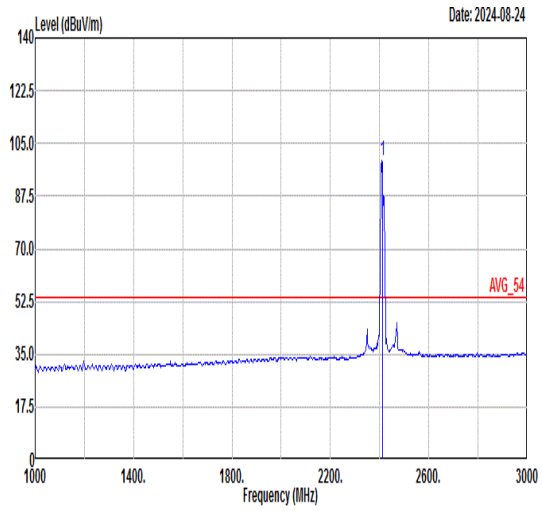 Freq Level Limit Line Margin (dB) Read Level Ant Factor Cable Loss Preamp Factor APos TPos Remark MHz dBuV/m dBuV/m dBuV dB/m dB dB cm deg 1 2412.00 99.24 ------ ------ 96.69 30.72 5.38 33.55 180 286 AVERAGE

Mode	47	
	Band Edge	
	2400-2483.5_802.11be ETH20_CH01_Small RU 106+26_2412MHz	
ANT	CDD 0+2	
Pol.	Horizontal	Fundamental
Peak	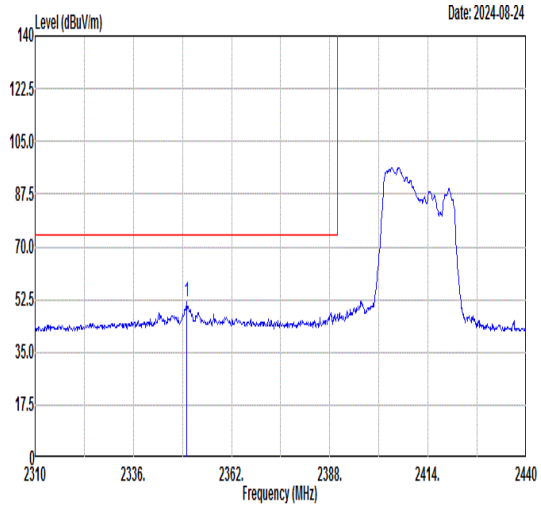 Freq Level Limit Line Margin (dB) Read Level Ant Factor Cable Loss Preamp Factor APos TPos Remark MHz dBuV/m dBuV/m dBuV dB/m dB dB cm deg 1 2350.17 51.56 74.00 -22.44 49.01 30.73 5.33 33.51 300 234 PEAK	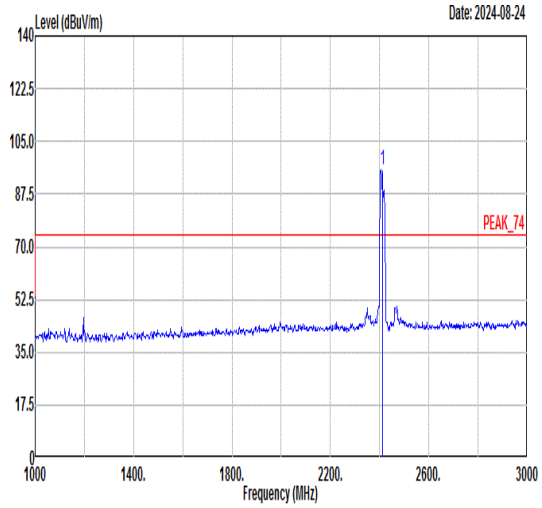 Freq Level Limit Line Margin (dB) Read Level Ant Factor Cable Loss Preamp Factor APos TPos Remark MHz dBuV/m dBuV/m dBuV dB/m dB dB cm deg 1 2412.00 95.73 ------ ------ 93.18 30.72 5.37 33.54 300 234 PEAK
Avg	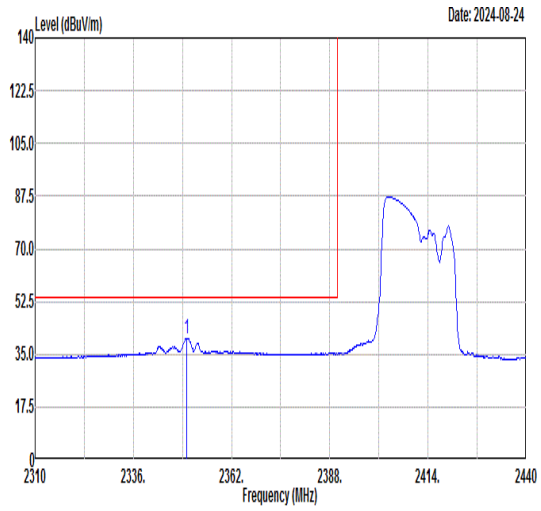 Freq Level Limit Line Margin (dB) Read Level Ant Factor Cable Loss Preamp Factor APos TPos Remark MHz dBuV/m dBuV/m dBuV dB/m dB dB cm deg 1 2350.17 40.40 54.00 -13.60 37.85 30.73 5.33 33.51 300 234 AVERAGE	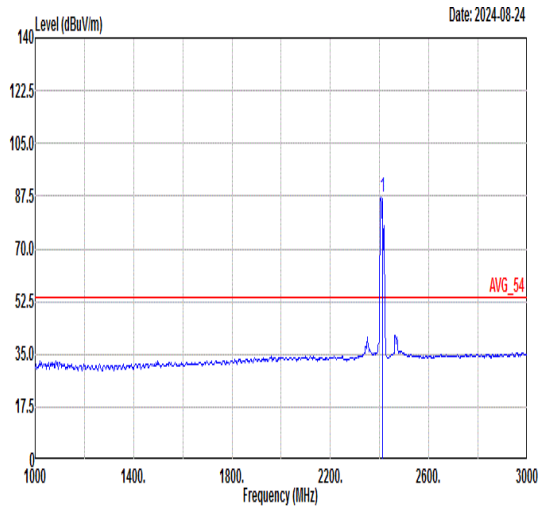 Freq Level Limit Line Margin (dB) Read Level Ant Factor Cable Loss Preamp Factor APos TPos Remark MHz dBuV/m dBuV/m dBuV dB/m dB dB cm deg 1 2412.00 87.02 ------ ------ 84.47 30.72 5.37 33.54 300 234 AVERAGE

Mode	47	
	Band Edge	
	2400-2483.5_802.11be ETH20_CH01_Small RU 106+26_2412MHz	
ANT	CDD 0+2	
Pol.	Vertical	Fundamental
Peak	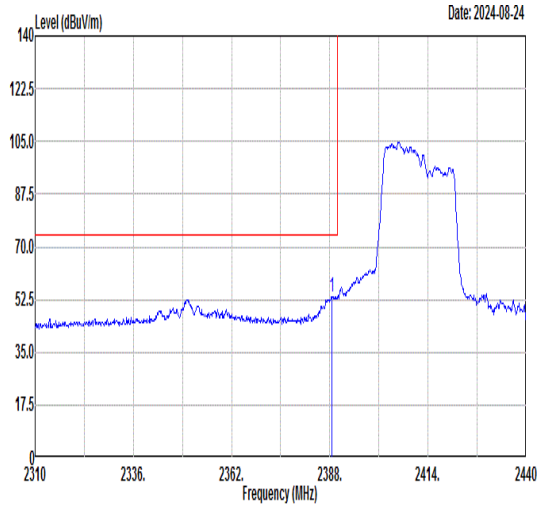 Freq Level Limit Line Margin (dB) Read Level Ant Factor Cable Loss Preamp Factor APos TPos Remark MHz dBuV/m dBuV/m dBuV dB/m dB dB cm deg 1 2388.65 53.43 74.00 -20.57 50.88 30.72 5.36 33.53 306 268 PEAK	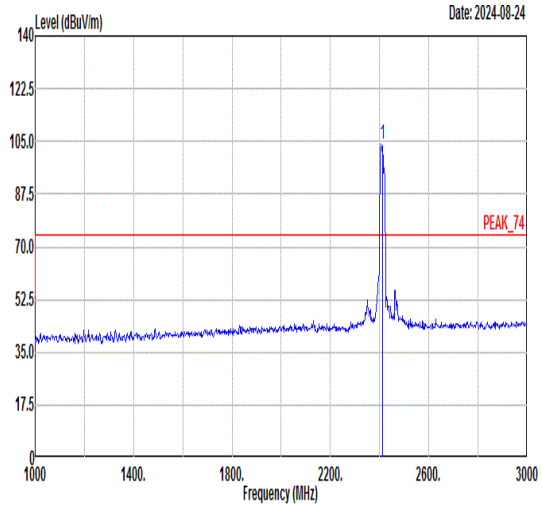 Freq Level Limit Line Margin (dB) Read Level Ant Factor Cable Loss Preamp Factor APos TPos Remark MHz dBuV/m dBuV/m dBuV dB/m dB dB cm deg 1 2412.00 103.92 ------ ------ 101.37 30.72 5.37 33.54 306 268 PEAK
Avg	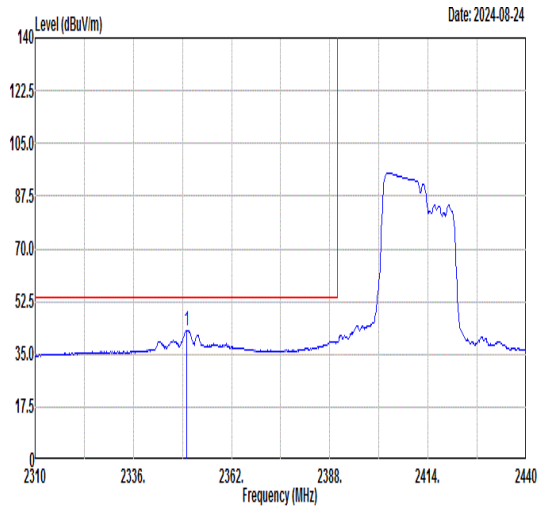 Freq Level Limit Line Margin (dB) Read Level Ant Factor Cable Loss Preamp Factor APos TPos Remark MHz dBuV/m dBuV/m dBuV dB/m dB dB cm deg 1 2350.04 43.04 54.00 -10.96 40.49 30.73 5.33 33.51 306 268 AVERAGE	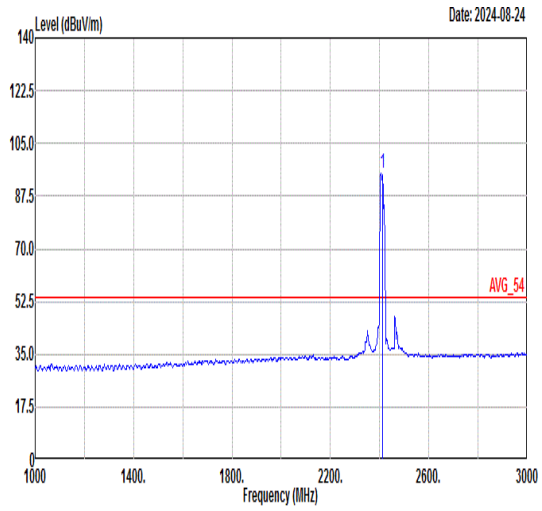 Freq Level Limit Line Margin (dB) Read Level Ant Factor Cable Loss Preamp Factor APos TPos Remark MHz dBuV/m dBuV/m dBuV dB/m dB dB cm deg 1 2412.00 94.94 ------ ------ 92.39 30.72 5.37 33.54 306 268 AVERAGE

Mode	48	
	Band Edge	
	2400-2483.5_802.11be ETH20_CH11_Small RU 52+26_2462MHz	
ANT	CDD 0+2	
Pol.	Horizontal	Fundamental
Peak	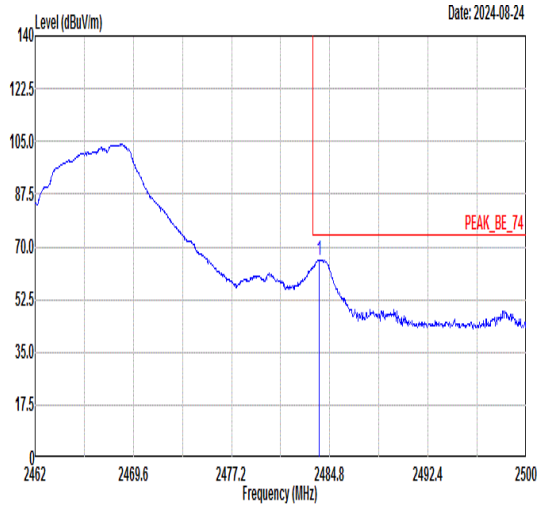 Freq Level Limit Line Margin (dB) Read Level Ant Factor Cable Loss Preamp Factor APos TPos Remark MHz dBuV/m dBuV/m dBuV dB/m dB dB cm deg 1 2483.96 65.67 74.00 -8.33 63.10 30.70 5.46 33.59 389 0 PEAK	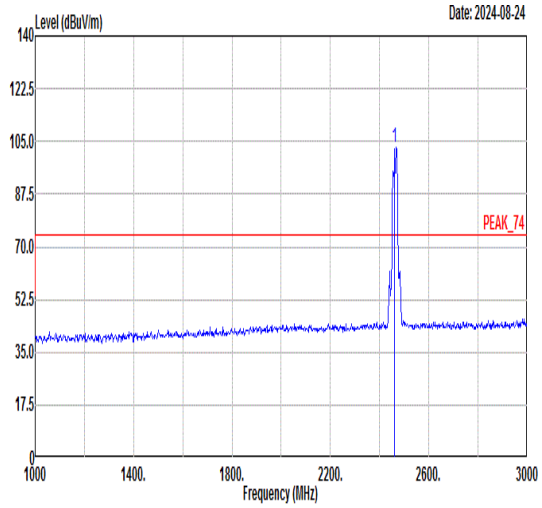 Freq Level Limit Line Margin (dB) Read Level Ant Factor Cable Loss Preamp Factor APos TPos Remark MHz dBuV/m dBuV/m dBuV dB/m dB dB cm deg 1 2462.00 103.23 ------ ------ 100.66 30.71 5.44 33.58 389 0 PEAK
Avg	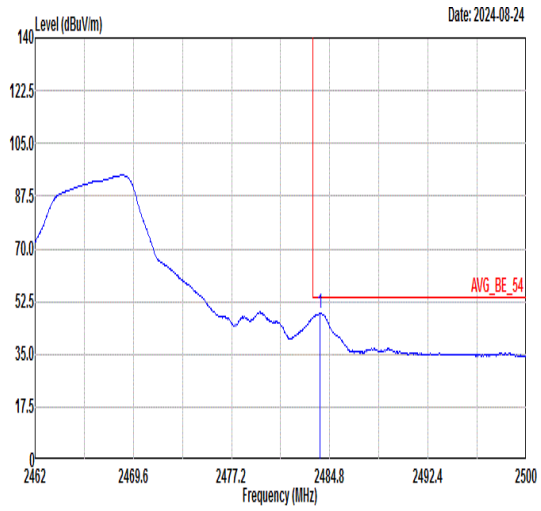 Freq Level Limit Line Margin (dB) Read Level Ant Factor Cable Loss Preamp Factor APos TPos Remark MHz dBuV/m dBuV/m dBuV dB/m dB dB cm deg 1 2484.04 48.52 54.00 -5.48 45.95 30.70 5.46 33.59 389 0 AVERAGE	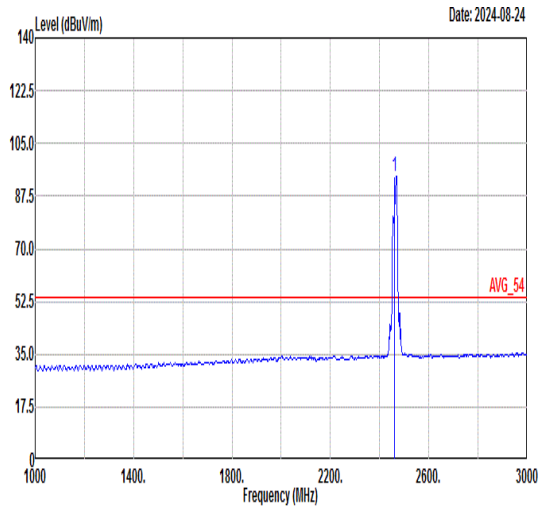 Freq Level Limit Line Margin (dB) Read Level Ant Factor Cable Loss Preamp Factor APos TPos Remark MHz dBuV/m dBuV/m dBuV dB/m dB dB cm deg 1 2462.00 94.12 ------ ------ 91.55 30.71 5.44 33.58 389 0 AVERAGE

Mode	48	
	Band Edge	
	2400-2483.5_802.11be ETH20_CH11_Small RU 52+26_2462MHz	
ANT	CDD 0+2	
Pol.	Vertical	Fundamental
Peak	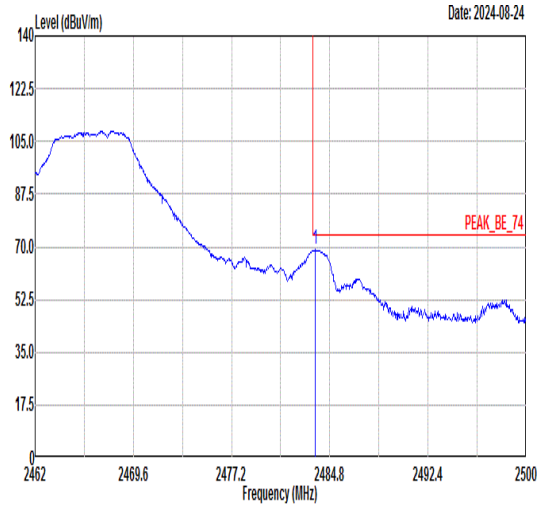 Freq Level Limit Line Margin (dB) Read Level Ant Factor Cable Loss Preamp Factor APos TPos Remark MHz dBuV/m dBuV/m dBuV dB/m dB dB cm deg 1 2483.70 68.99 74.00 -5.01 66.42 30.70 5.46 33.59 308 289 PEAK	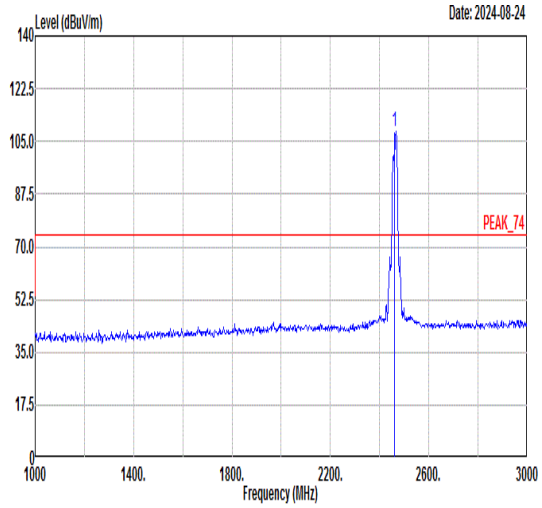 Freq Level Limit Line Margin (dB) Read Level Ant Factor Cable Loss Preamp Factor APos TPos Remark MHz dBuV/m dBuV/m dBuV dB/m dB dB cm deg 1 2462.00 108.40 ------ ------ 105.83 30.71 5.44 33.58 308 289 PEAK
Avg	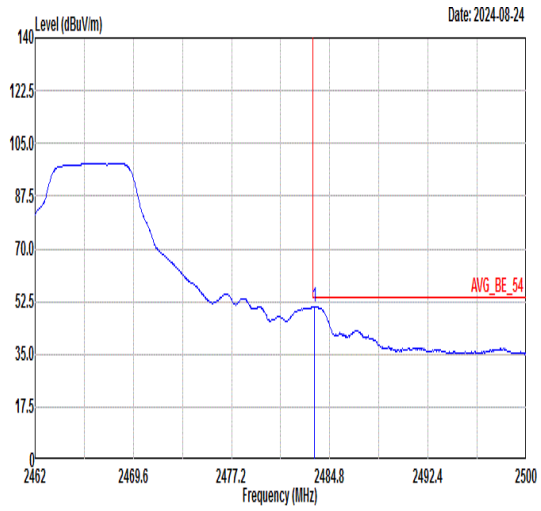 Freq Level Limit Line Margin (dB) Read Level Ant Factor Cable Loss Preamp Factor APos TPos Remark MHz dBuV/m dBuV/m dBuV dB/m dB dB cm deg 1 2483.58 50.69 54.00 -3.31 48.12 30.70 5.46 33.59 308 289 AVERAGE	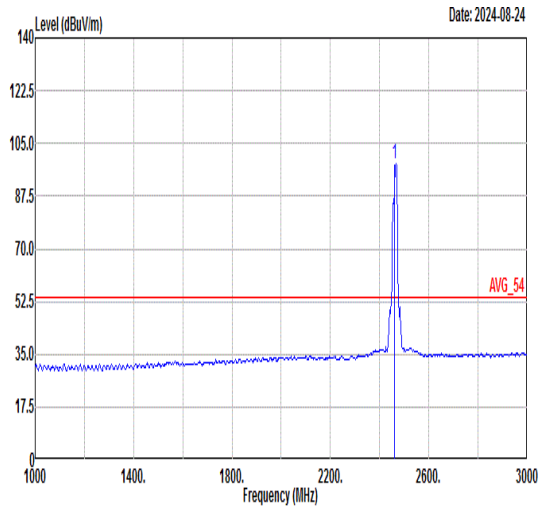 Freq Level Limit Line Margin (dB) Read Level Ant Factor Cable Loss Preamp Factor APos TPos Remark MHz dBuV/m dBuV/m dBuV dB/m dB dB cm deg 1 2462.00 98.27 ------ ------ 95.70 30.71 5.44 33.58 308 289 AVERAGE

Mode	49	
	Band Edge	
	2400-2483.5_802.11be ETH20_CH11_Small RU 106+26_2462MHz	
ANT	CDD 0+2	
Pol.	Horizontal	Fundamental
Peak	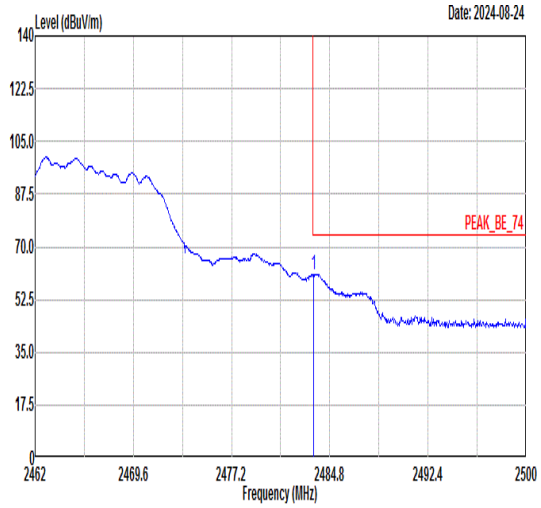 Freq Level Limit Line Margin (dB) Read Level Ant Factor Cable Loss Preamp Factor APos TPos Remark MHz dBuV/m dBuV/m dBuV dB/m dB dB cm deg 1 2483.55 60.76 74.00 -13.24 58.19 30.70 5.46 33.59 337 235 PEAK	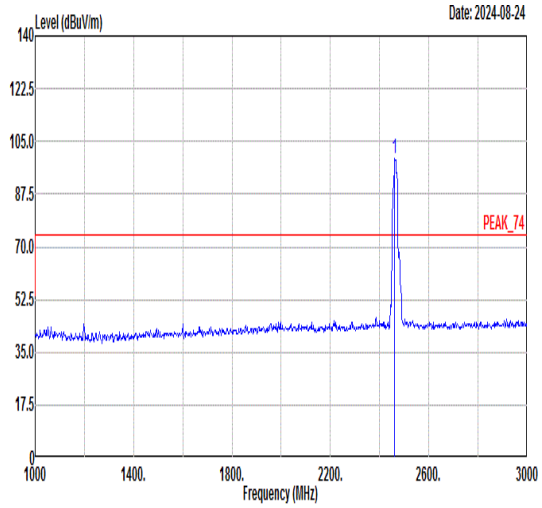 Freq Level Limit Line Margin (dB) Read Level Ant Factor Cable Loss Preamp Factor APos TPos Remark MHz dBuV/m dBuV/m dBuV dB/m dB dB cm deg 1 2462.00 99.33 ------ ------ 96.76 30.71 5.44 33.58 337 235 PEAK
Avg	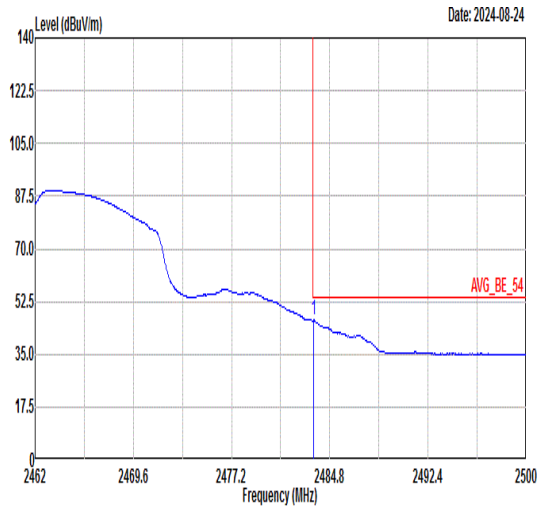 Freq Level Limit Line Margin (dB) Read Level Ant Factor Cable Loss Preamp Factor APos TPos Remark MHz dBuV/m dBuV/m dBuV dB/m dB dB cm deg 1 2483.55 46.25 54.00 -7.75 43.68 30.70 5.46 33.59 337 235 AVERAGE	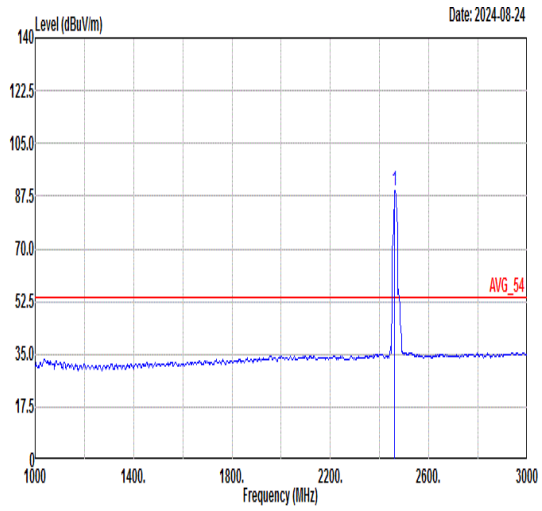 Freq Level Limit Line Margin (dB) Read Level Ant Factor Cable Loss Preamp Factor APos TPos Remark MHz dBuV/m dBuV/m dBuV dB/m dB dB cm deg 1 2462.00 89.19 ------ ------ 86.62 30.71 5.44 33.58 337 235 AVERAGE

Mode	49	
	Band Edge	
	2400-2483.5_802.11be ETH20_CH11_Small RU 106+26_2462MHz	
ANT	CDD 0+2	
Pol.	Vertical	Fundamental
Peak	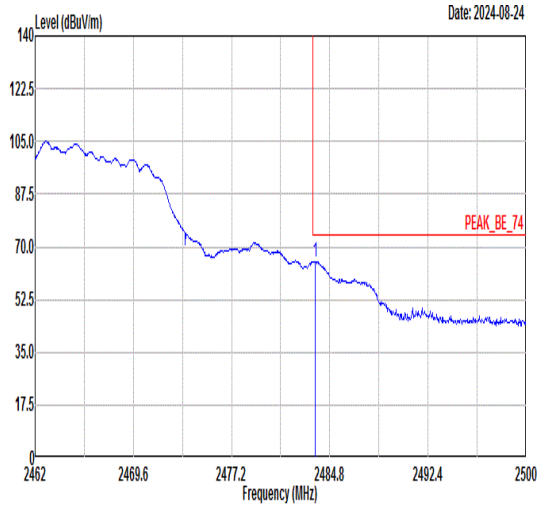 Freq Level Limit Line Margin (dB) Read Level Ant Factor Cable Loss Preamp Factor APos TPos Remark MHz dBuV/m dBuV/m dBuV dB/m dB dB cm deg 1 2483.66 65.09 74.00 -8.91 62.52 30.70 5.46 33.59 200 87 PEAK	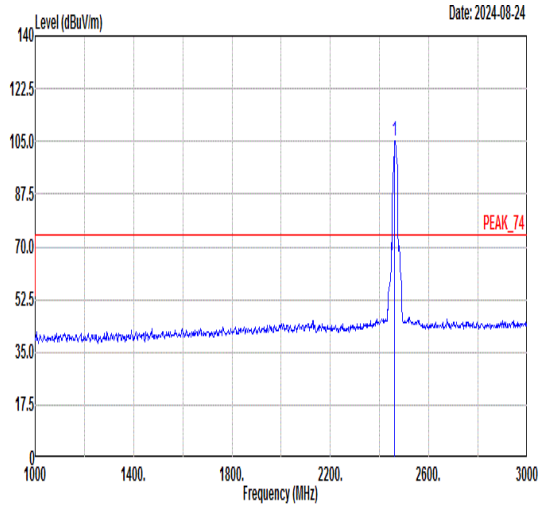 Freq Level Limit Line Margin (dB) Read Level Ant Factor Cable Loss Preamp Factor APos TPos Remark MHz dBuV/m dBuV/m dBuV dB/m dB dB cm deg 1 2462.00 105.18 ------ ------ 102.61 30.71 5.44 33.58 200 87 PEAK
Avg	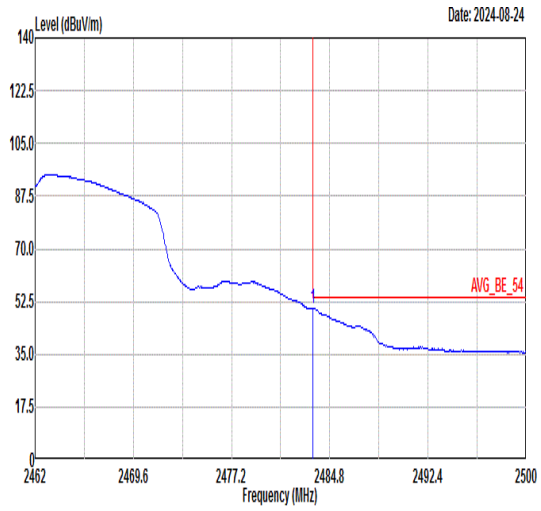 Freq Level Limit Line Margin (dB) Read Level Ant Factor Cable Loss Preamp Factor APos TPos Remark MHz dBuV/m dBuV/m dBuV dB/m dB dB cm deg 1 2483.51 50.32 54.00 -3.68 47.75 30.70 5.46 33.59 200 87 AVERAGE	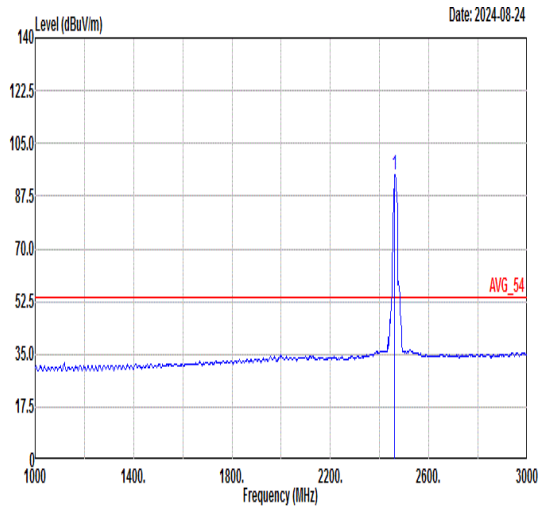 Freq Level Limit Line Margin (dB) Read Level Ant Factor Cable Loss Preamp Factor APos TPos Remark MHz dBuV/m dBuV/m dBuV dB/m dB dB cm deg 1 2462.00 94.32 ------ ------ 91.75 30.71 5.44 33.58 200 87 AVERAGE

Mode	50	
	LF	
	2400-2483.5_802.11beEHT20_CH11_2462MHz	
ANT	CDD 0+2	
Pol.	Horizontal	Vertical
QP/ Peak	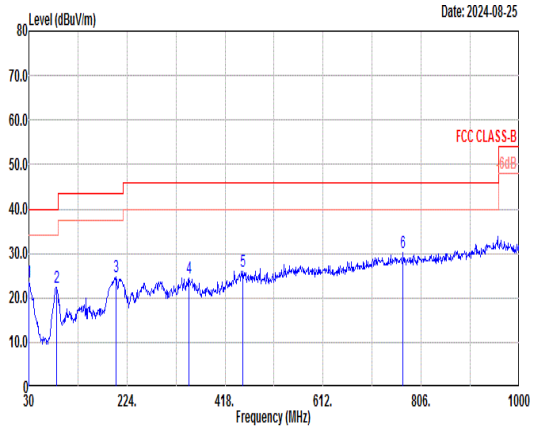	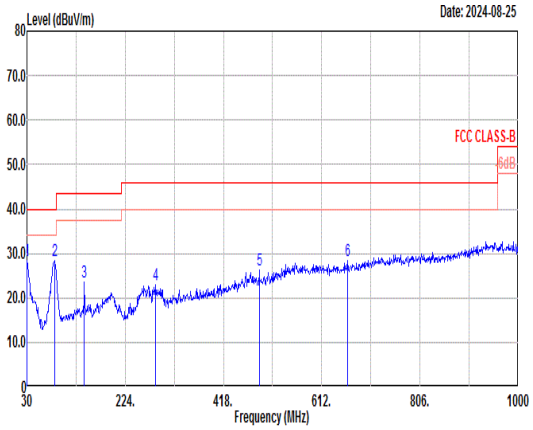

Horizontal:

	Freq	Level	Limit Line	Margin	Read Level	Ant Factor	Cable Loss	Preamp Factor	APos	TPos	Remark
	MHz	dBuV/m	dBuV/m	dB	dBuV	dB/m	dB	dB	cm	deg	
1	30.00	23.40	40.00	-16.60	29.27	25.20	0.53	31.60	---	---	Peak
2	84.32	22.44	40.00	-17.56	39.33	14.00	0.91	31.80	---	---	Peak
3	201.69	24.86	43.50	-18.64	40.04	14.98	1.44	31.60	---	---	Peak
4	346.22	24.41	46.00	-21.59	33.51	20.34	1.97	31.41	---	---	Peak
5	452.92	25.97	46.00	-20.03	32.09	23.16	2.21	31.49	---	---	Peak
6	770.11	30.17	46.00	-15.83	30.04	28.40	2.89	31.16	---	---	Peak

Vertical:

	Freq	Level	Limit Line	Margin	Read Level	Ant Factor	Cable Loss	Preamp Factor	APos	TPos	Remark
	MHz	dBuV/m	dBuV/m	dB	dBuV	dB/m	dB	dB	cm	deg	
1	30.00	28.29	40.00	-11.71	34.16	25.20	0.53	31.60	---	---	Peak
2	84.32	28.36	40.00	-11.64	45.25	14.00	0.91	31.80	---	---	Peak
3	143.49	23.40	43.50	-20.10	36.50	17.40	1.23	31.73	---	---	Peak
4	283.17	22.98	46.00	-23.02	33.94	18.82	1.75	31.53	---	---	Peak
5	488.81	26.19	46.00	-19.81	31.53	23.78	2.30	31.42	---	---	Peak
6	662.44	28.28	46.00	-17.72	30.40	26.40	2.68	31.20	---	---	Peak

Mode	55	
	Band Edge	
	2400-2483.5_802.11be EHT20_CH11_Full RU _2462MHz+WPC TX（For Pen Charging）	
ANT	CDD 0+2	
Pol.	Vertical	Fundamental
Peak	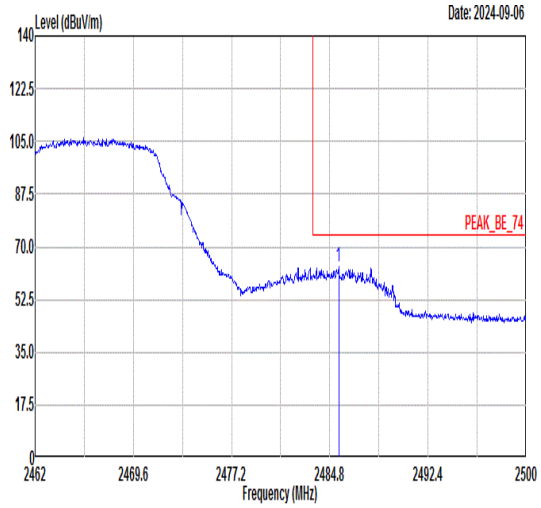 Freq Level Limit Line Margin (dB) Read Level Ant Factor Cable Loss Preamp Factor APos TPos Remark MHz dBuV/m dBuV/m dBuV dB/m dB dB cm deg 1 2485.48 63.45 74.00 -10.55 60.88 30.70 5.46 33.59 100 292 PEAK	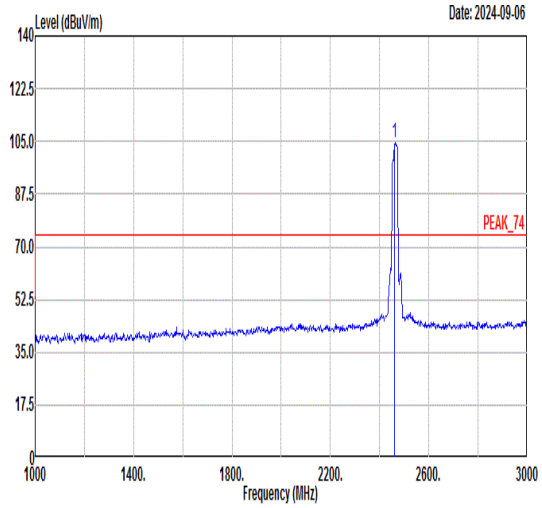 Freq Level Limit Line Margin (dB) Read Level Ant Factor Cable Loss Preamp Factor APos TPos Remark MHz dBuV/m dBuV/m dBuV dB/m dB dB cm deg 1 2462.00 104.70 ------ ------ 102.13 30.71 5.44 33.58 100 292 PEAK
Avg	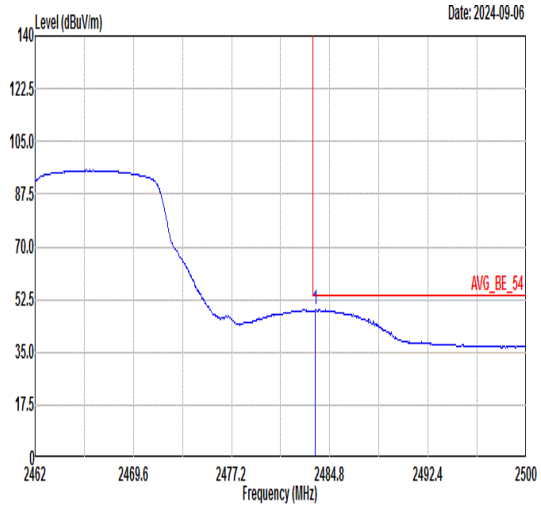 Freq Level Limit Line Margin (dB) Read Level Ant Factor Cable Loss Preamp Factor APos TPos Remark MHz dBuV/m dBuV/m dBuV dB/m dB dB cm deg 1 2483.66 49.05 54.00 -4.95 46.48 30.70 5.46 33.59 100 292 AVERAGE	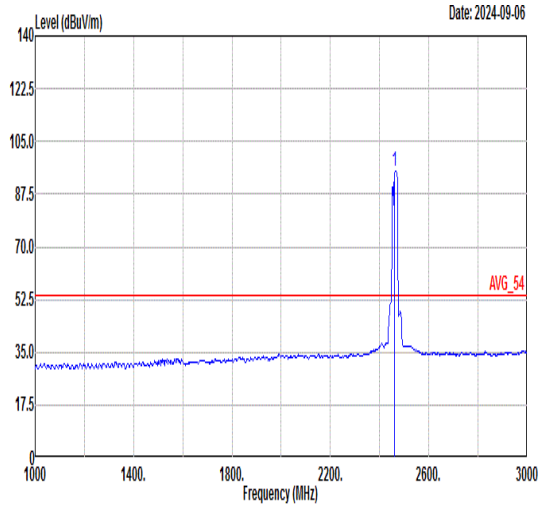 Freq Level Limit Line Margin (dB) Read Level Ant Factor Cable Loss Preamp Factor APos TPos Remark MHz dBuV/m dBuV/m dBuV dB/m dB dB cm deg 1 2462.00 95.29 ------ ------ 92.72 30.71 5.44 33.58 100 292 AVERAGE

Mode	55	
	Harmonic	
	2400-2483.5_802.11be EHT20_CH11_Full RU _2462MHz+WPC TX（For Pen Charging）	
ANT	CDD 0+2	
Pol.	Horizontal	Vertical
Peak Avg	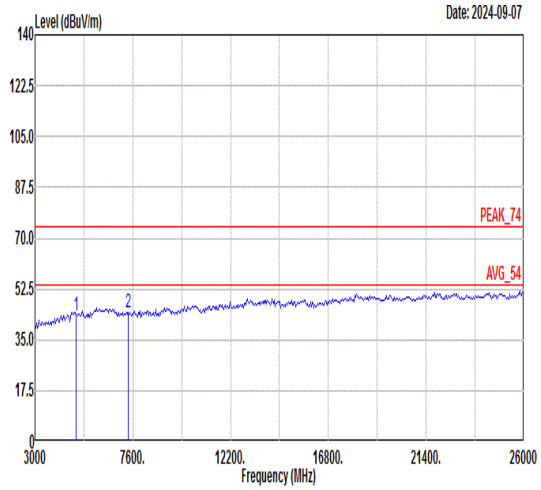 Freq Level Limit Line Margin Read Level Ant Factor Cable Loss Preamp Factor APos TPos Remark MHz dBuV/m dBuV/m dB dBuV dB/m dB dB cm deg 1 4924.00 43.43 74.00 -30.57 63.73 36.02 8.57 64.89 --- --- Peak 2 7386.00 44.20 74.00 -29.80 62.03 36.85 10.18 64.86 --- --- Peak	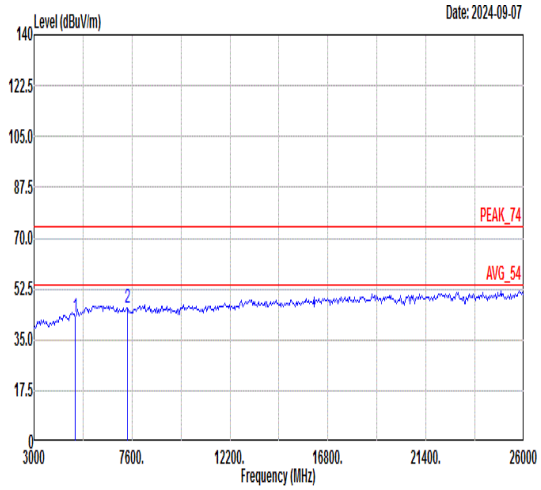 Freq Level Limit Line Margin Read Level Ant Factor Cable Loss Preamp Factor APos TPos Remark MHz dBuV/m dBuV/m dB dBuV dB/m dB dB cm deg 1 4924.00 42.75 74.00 -31.25 63.05 36.02 8.57 64.89 --- --- Peak 2 7386.00 46.18 74.00 -27.82 64.01 36.85 10.18 64.86 --- --- Peak

Appendix D. Duty Cycle Plots

Antenna	Band	Duty Cycle(%)	T(ms)	1/T(kHz)	VBW Setting
0+2	802.11b	99.92	-	-	10Hz
0	802.11g	99.06	-	-	10Hz
2	802.11g	99.05	-	-	10Hz
0+2	802.11n HT20	99.63	-	-	10Hz
0+2	802.11n HT40	99.63	-	-	10Hz
0+2	802.11be EHT20	99.63	-	-	10Hz
0+2	802.11be EHT40	99.63	-	-	10Hz

<Ant. 0>

802.11g

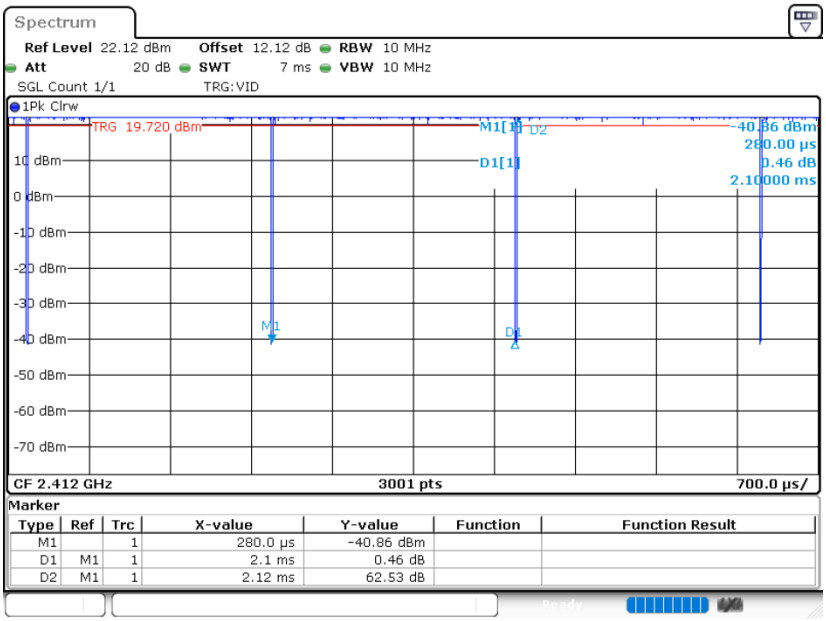

<Ant. 2>

802.11g

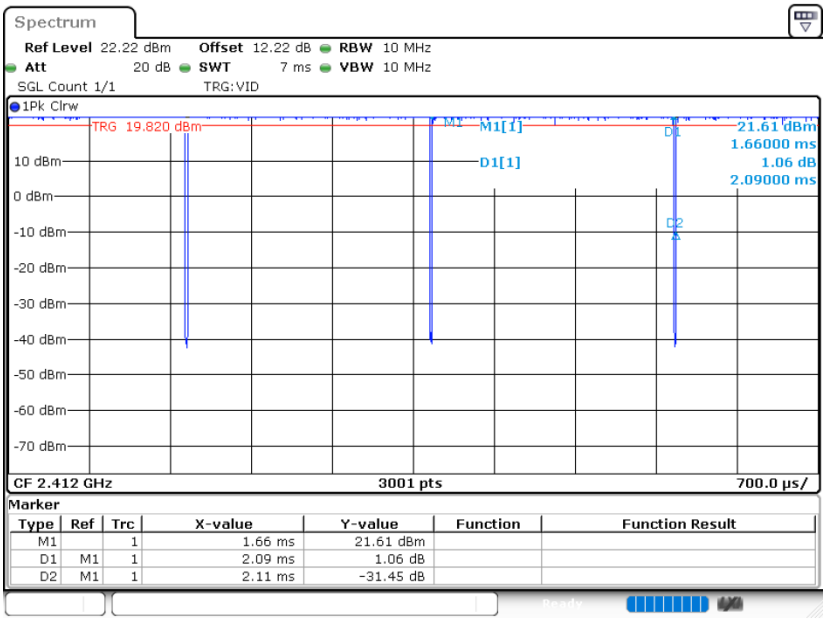

<Ant. 0+2>

802.11b

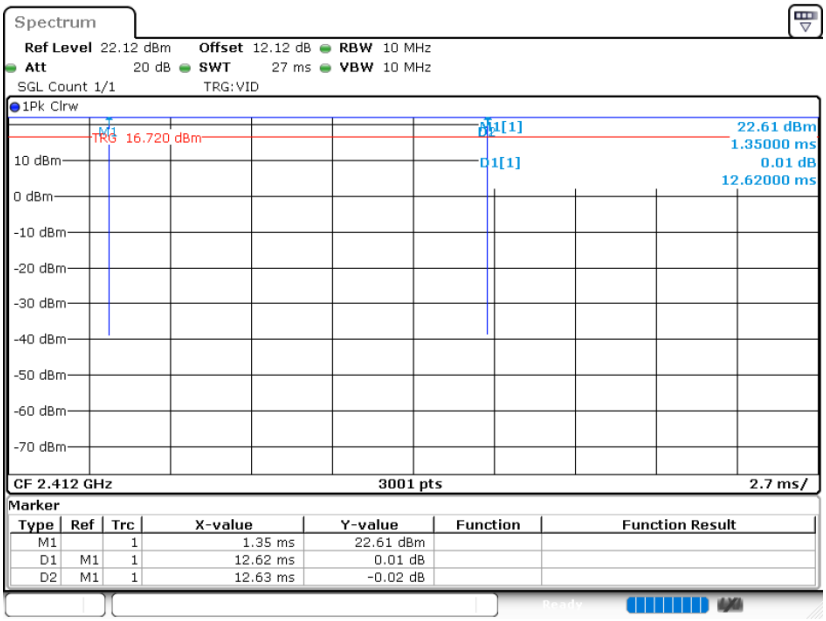

802.11n HT20

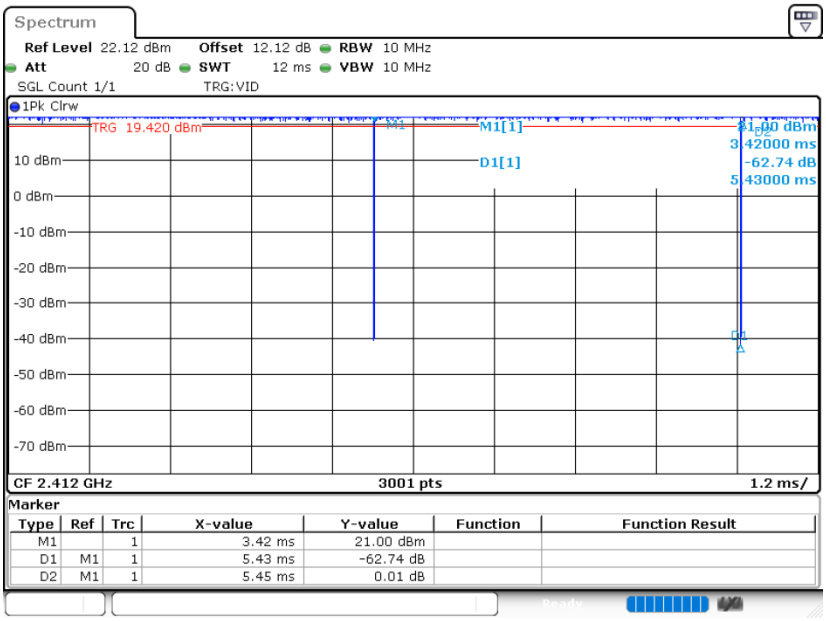

802.11n HT40

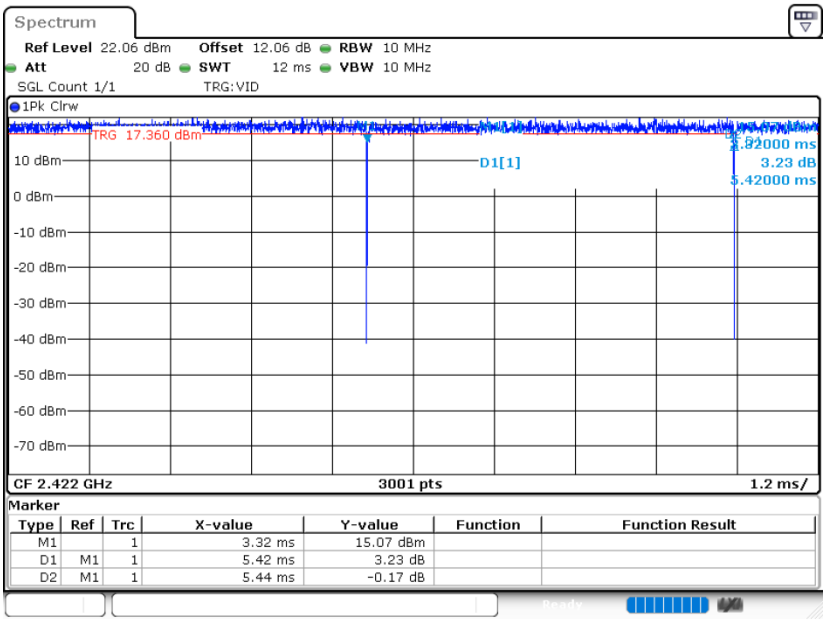

802.11be EHT20

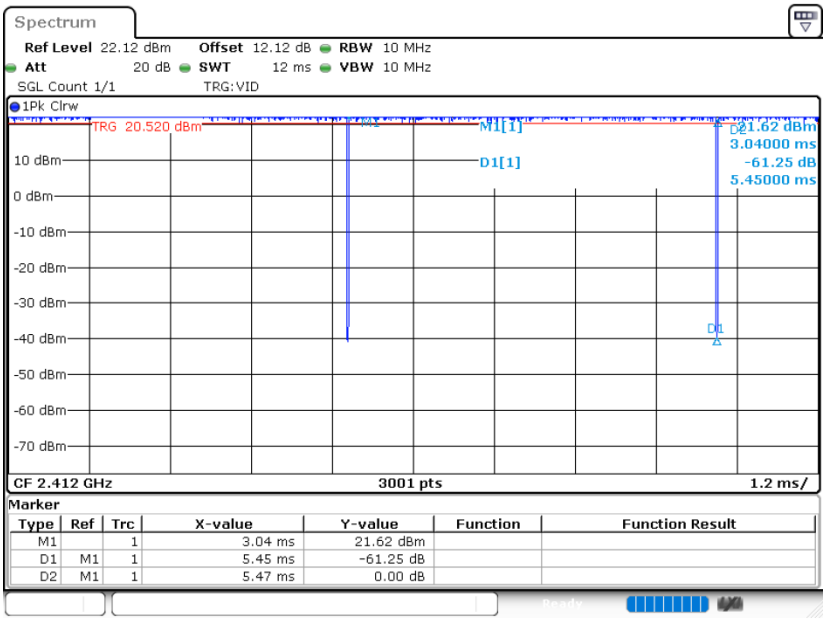
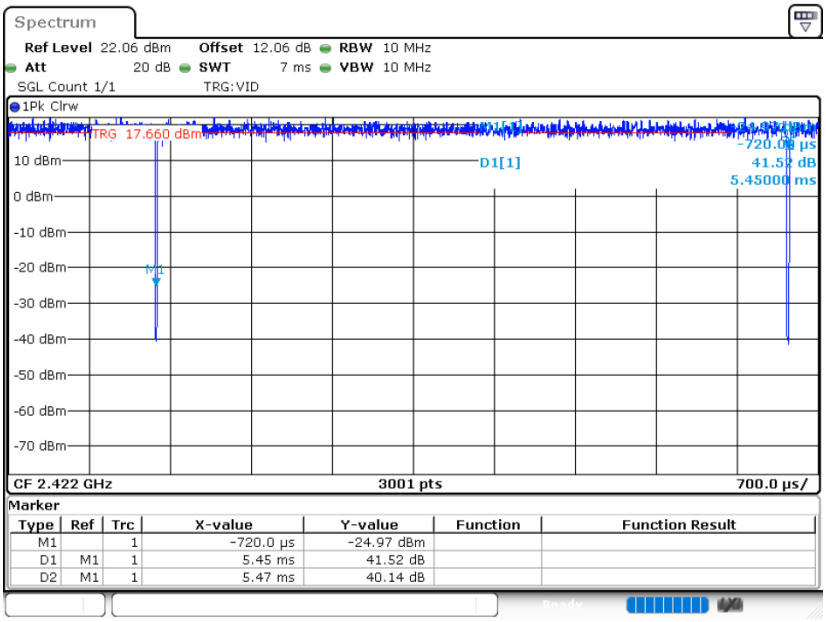
802.11be EHT40