11N40MIMO_Ant2_2452_30~1000

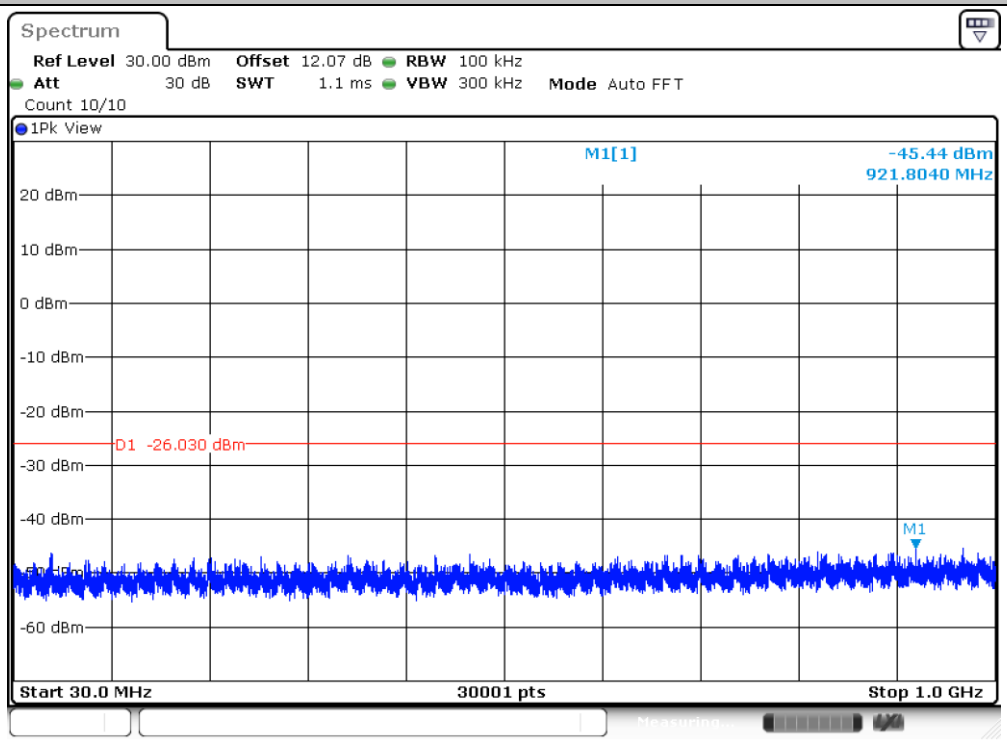

Date: 17.AUG.2024 11:51:57

11N40MIMO_Ant2_2452_1000~26500

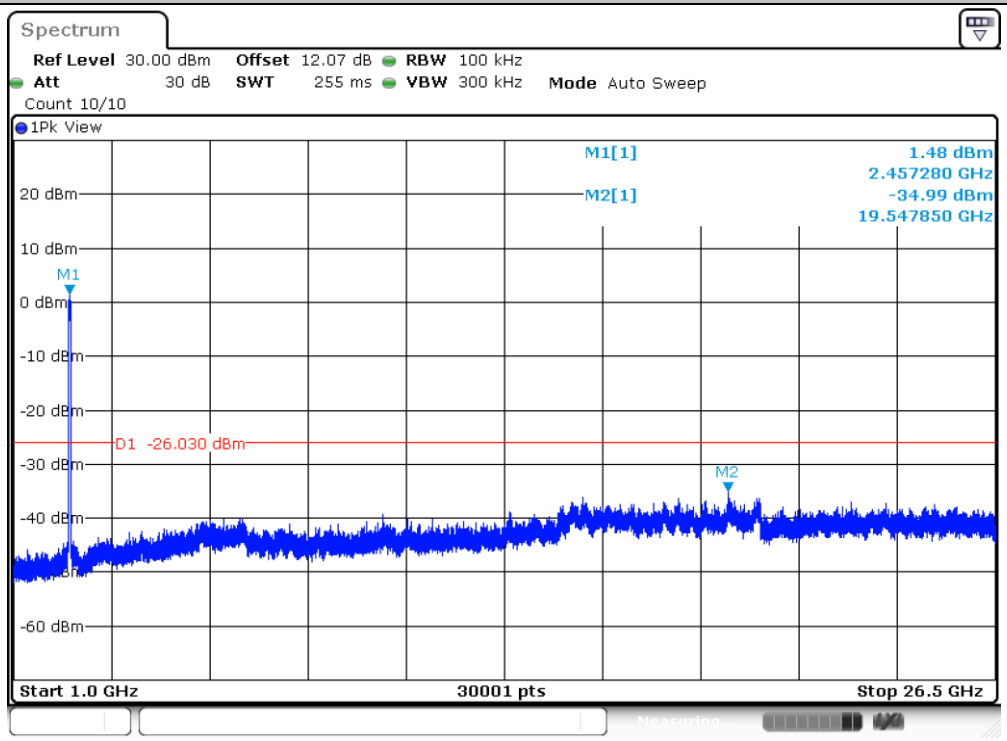

Date: 17.AUG.2024 11:52:19

11BE20MIMO_Ant0_2412_30~1000

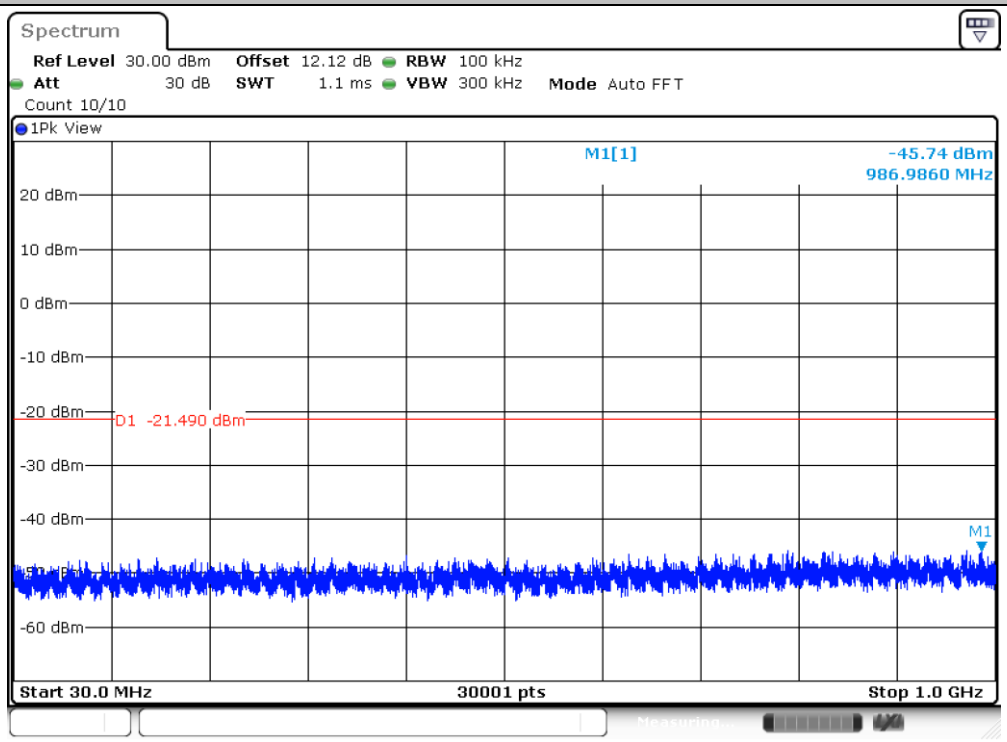

Date: 17.AUG.2024 11:53:41

11BE20MIMO_Ant0_2412_1000~26500

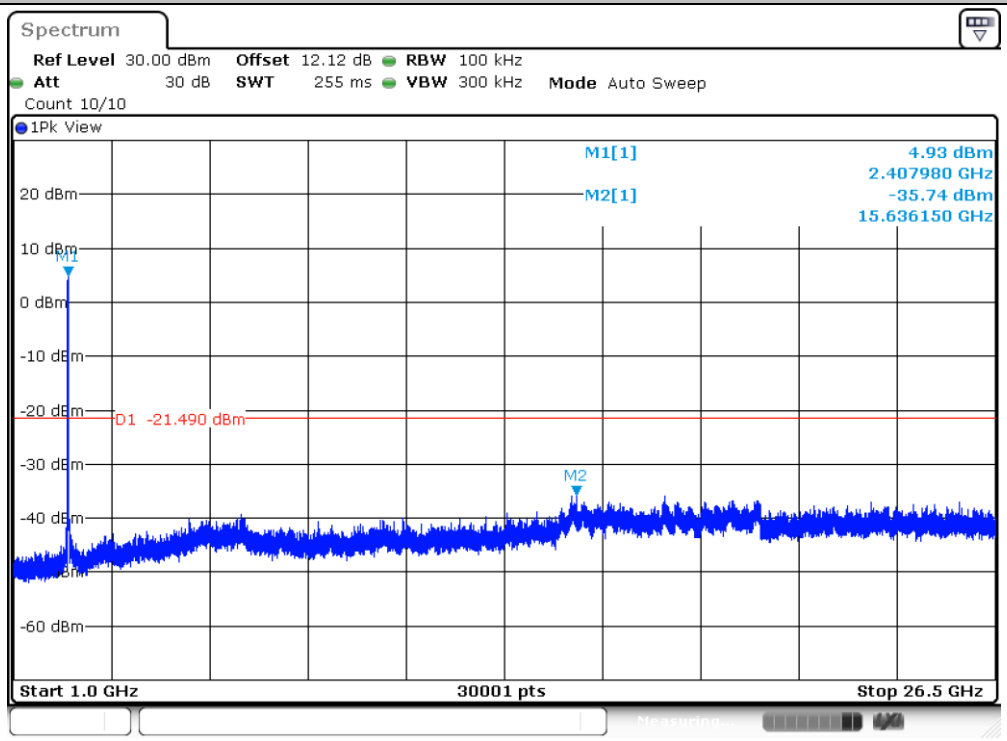

Date: 17.AUG.2024 11:54:04

11BE20MIMO_Ant2_2412_30~1000

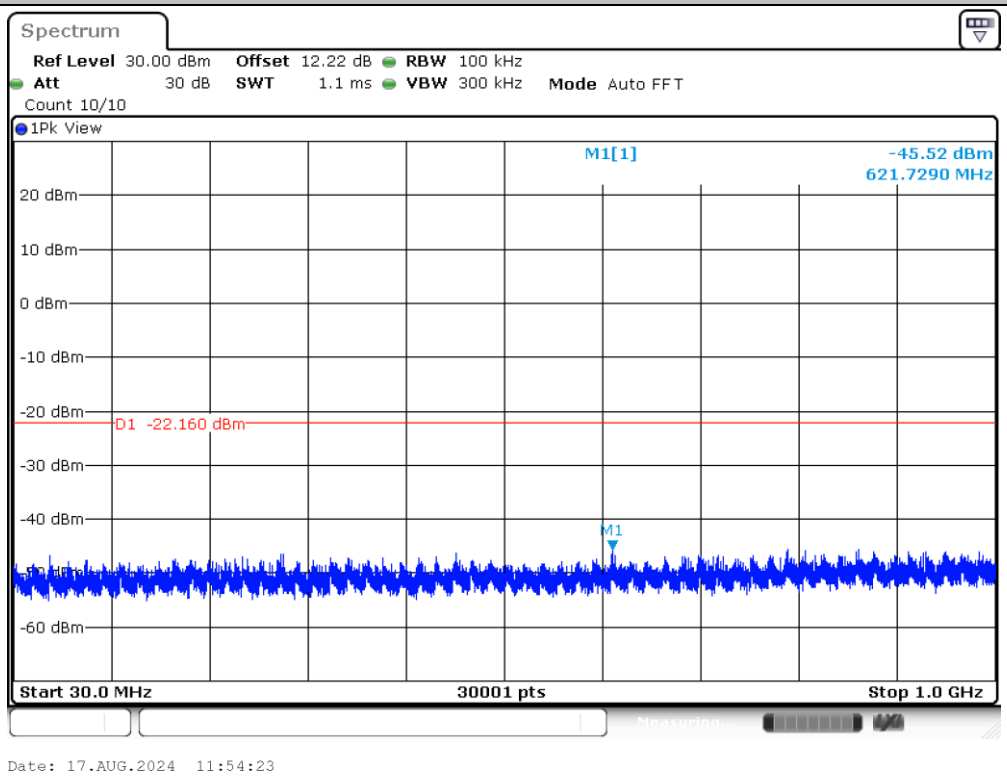

11BE20MIMO_Ant2_2412_1000~26500

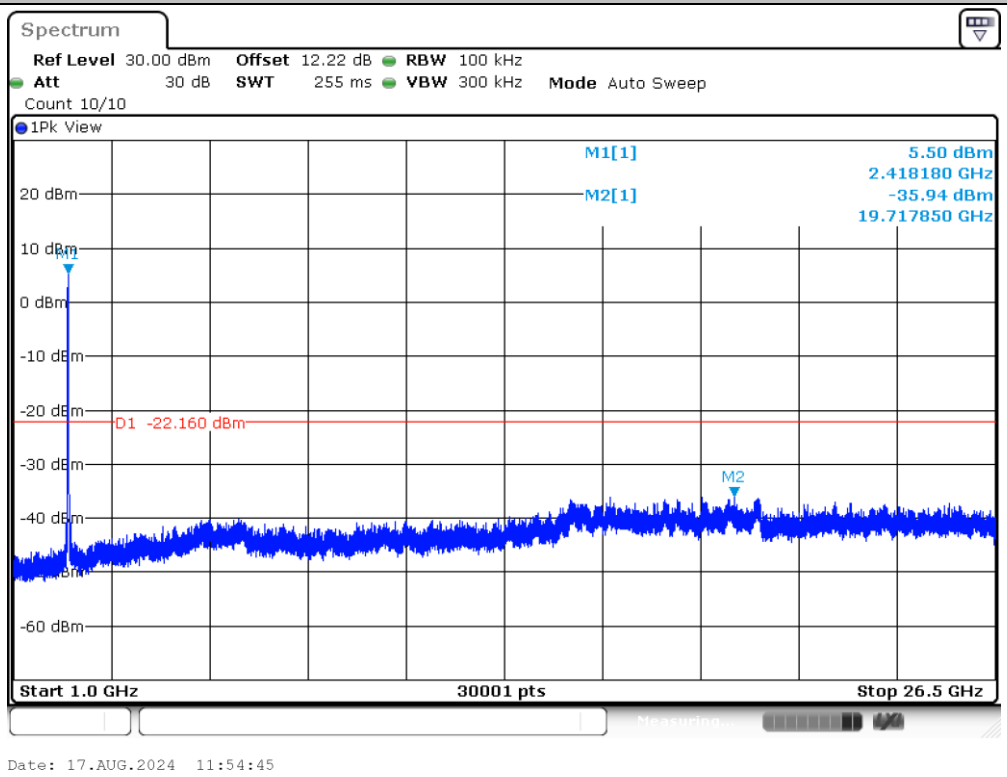

11BE20MIMO_Ant0_2437_30~1000

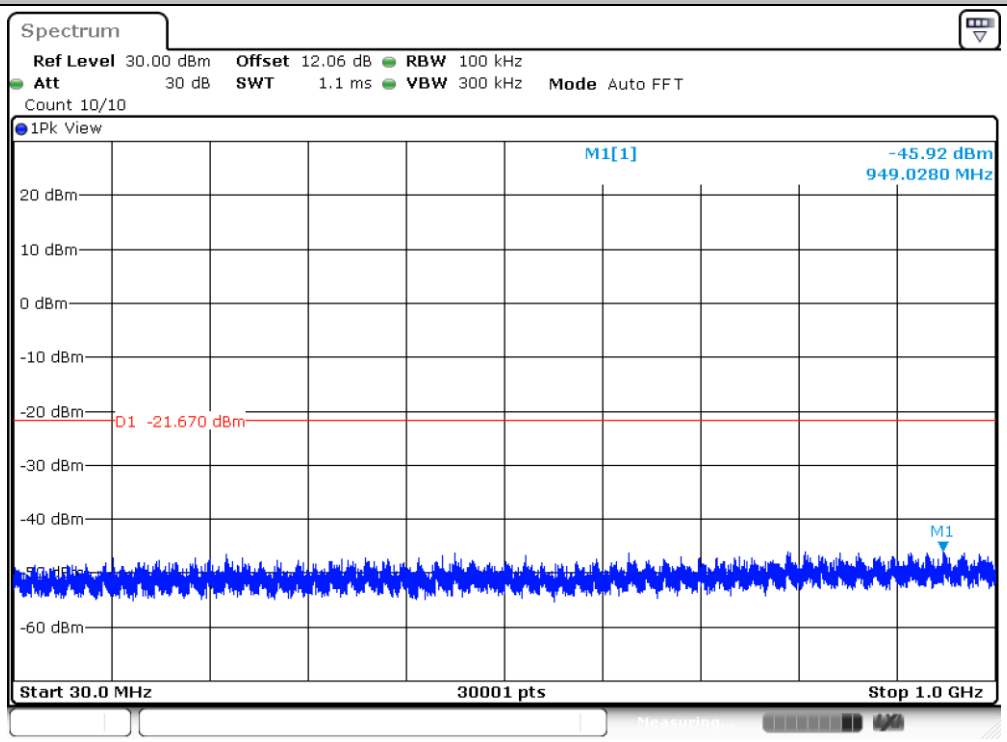

Date: 17.AUG.2024 11:55:10

11BE20MIMO_Ant0_2437_1000~26500

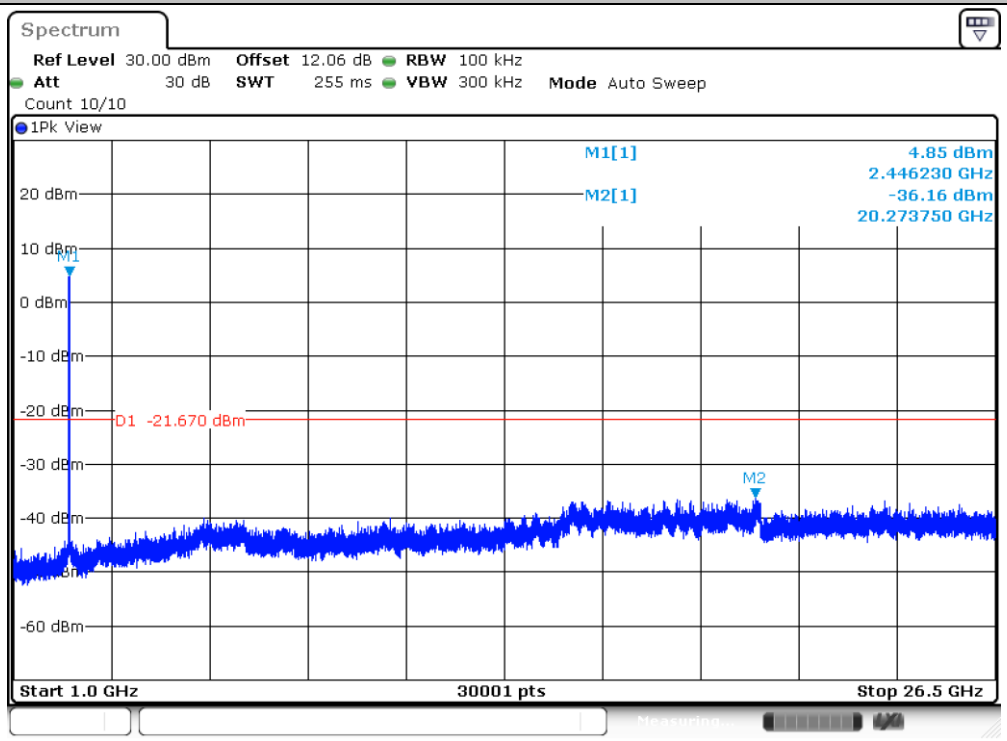

Date: 17.AUG.2024 11:55:32

11BE20MIMO_Ant2_2437_30~1000

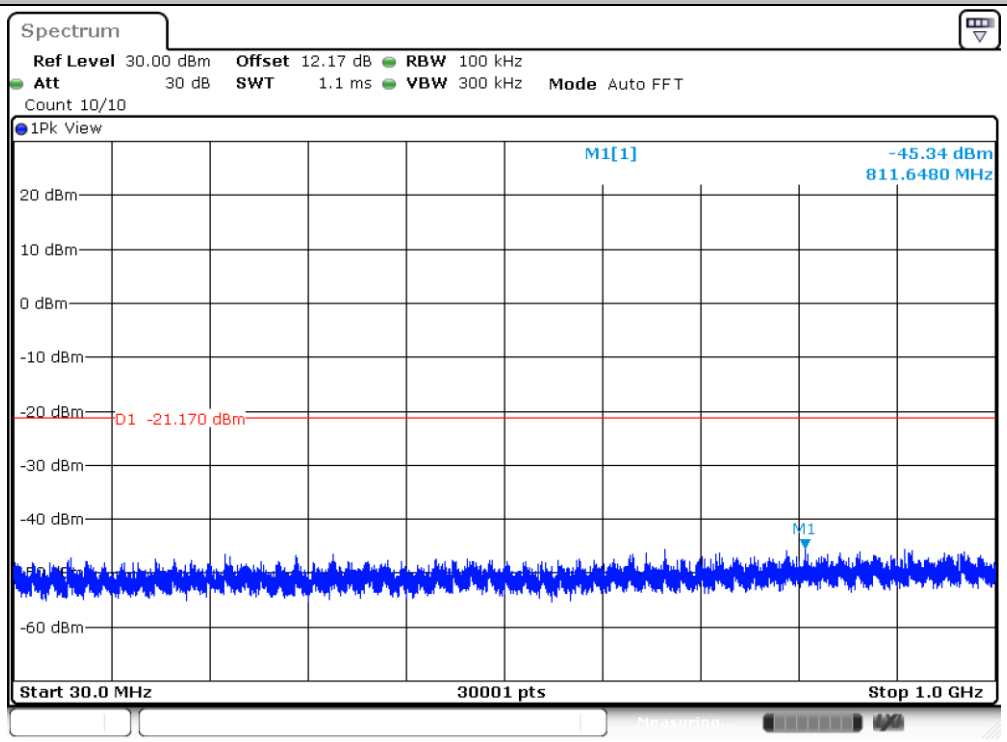

Date: 17.AUG.2024 11:55:41

11BE20MIMO_Ant2_2437_1000~26500

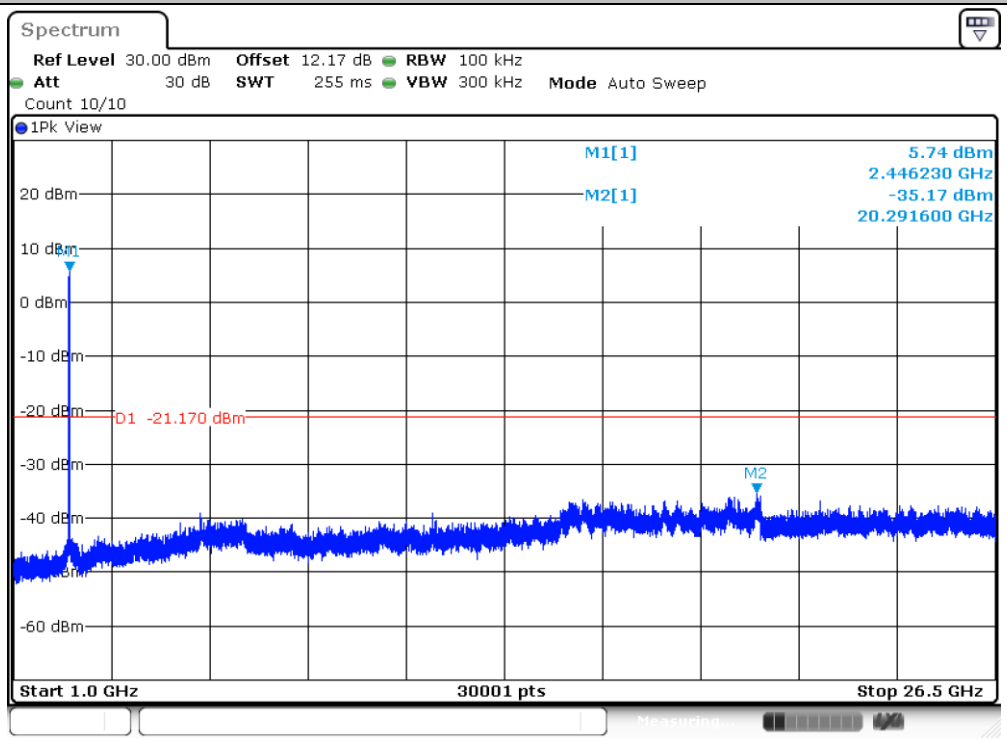

Date: 17.AUG.2024 11:56:03

11BE20MIMO_Ant0_2462_30~1000

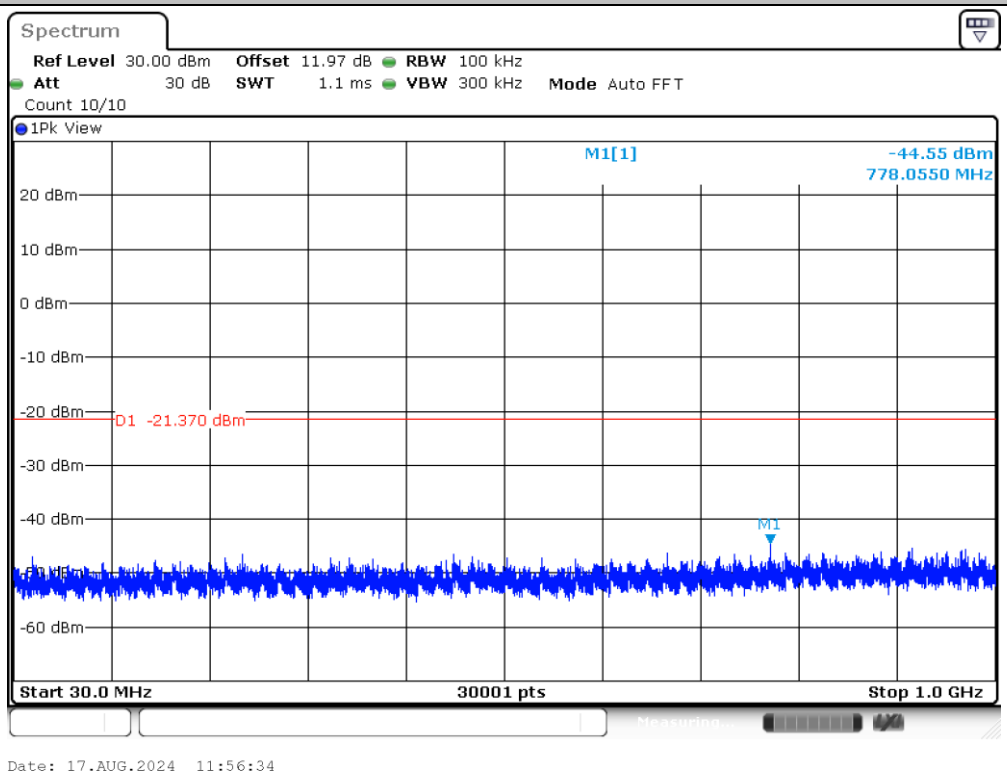

11BE20MIMO_Ant0_2462_1000~26500

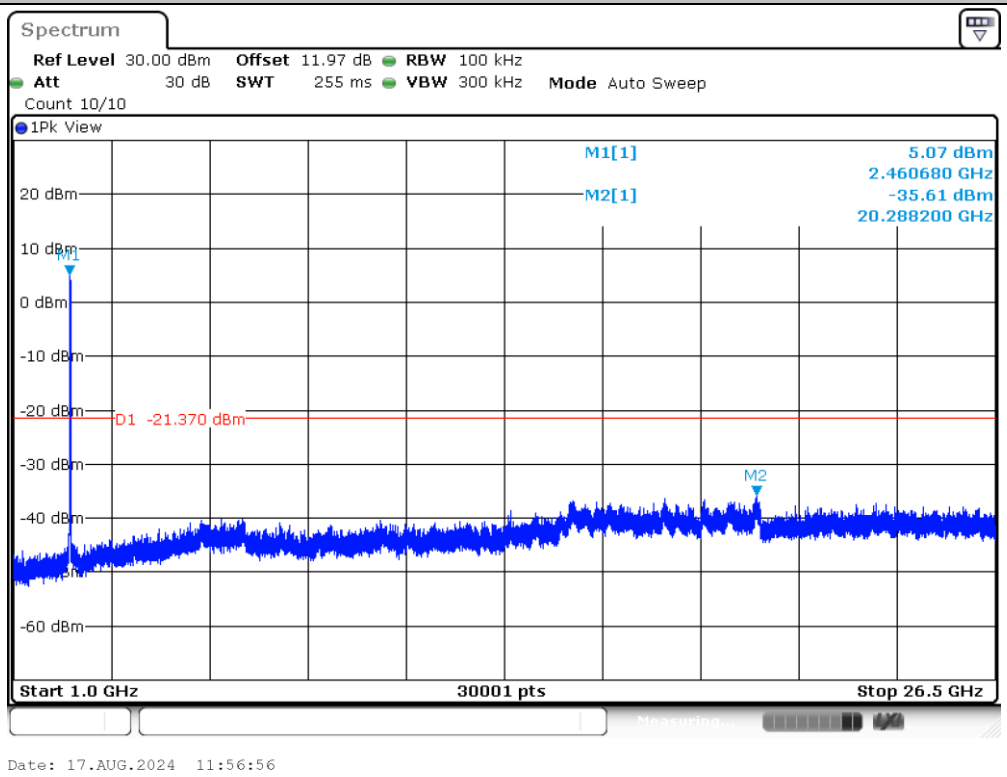

11BE20MIMO_Ant2_2462_30~1000

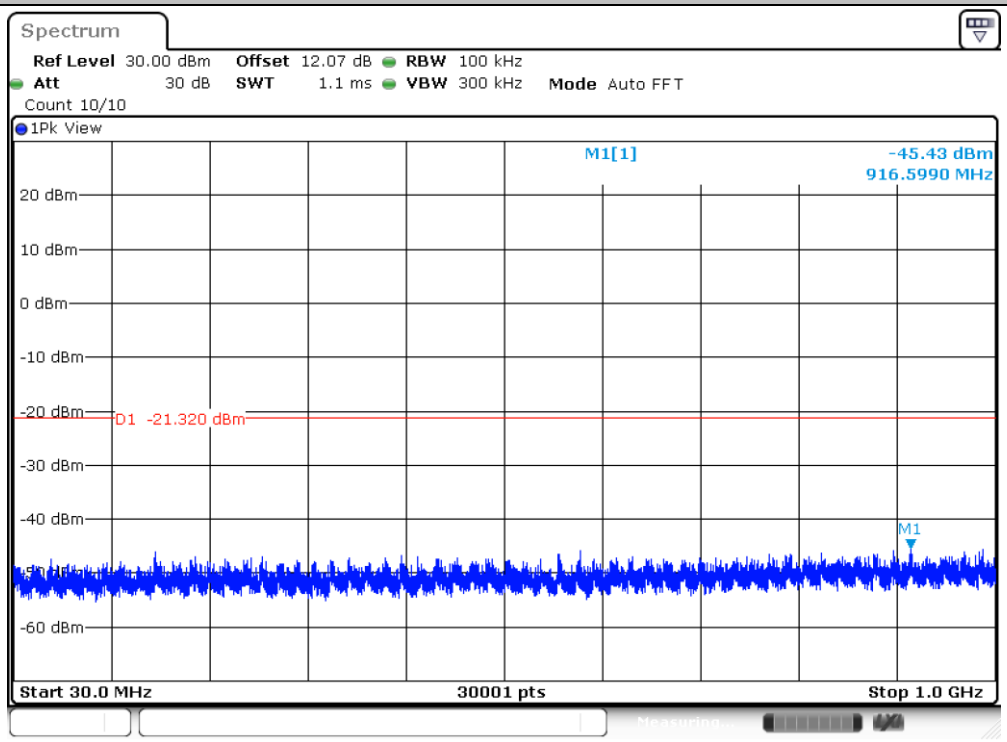

Date: 17.AUG.2024 11:57:16

11BE20MIMO_Ant2_2462_1000~26500

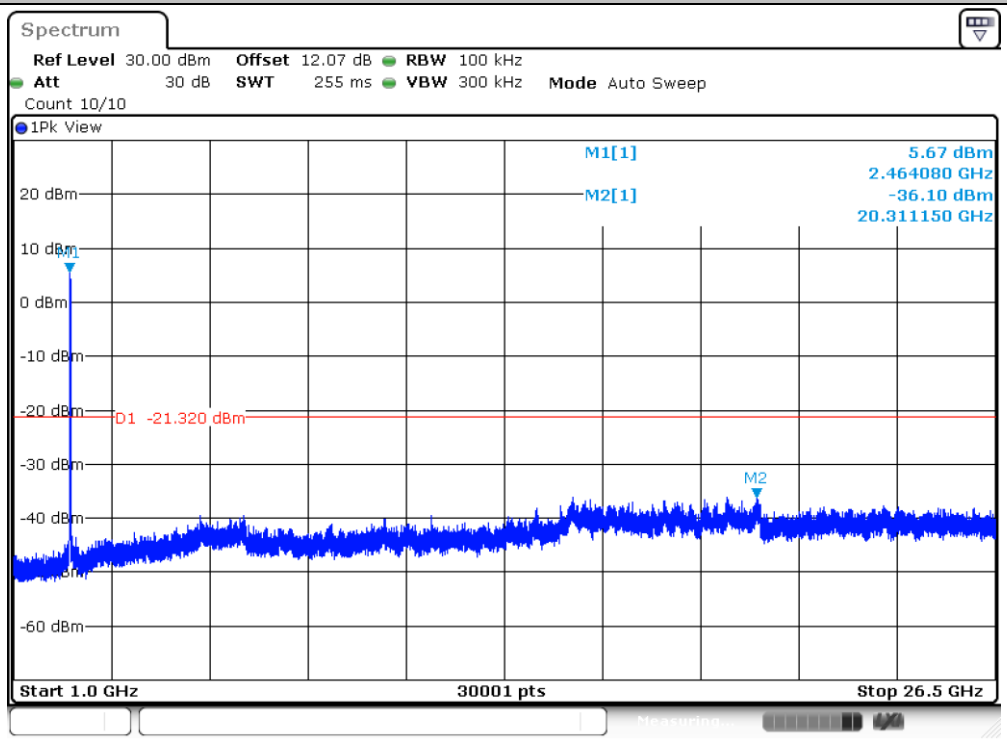

Date: 17.AUG.2024 11:57:38

11BE40MIMO_Ant0_2422_30~1000

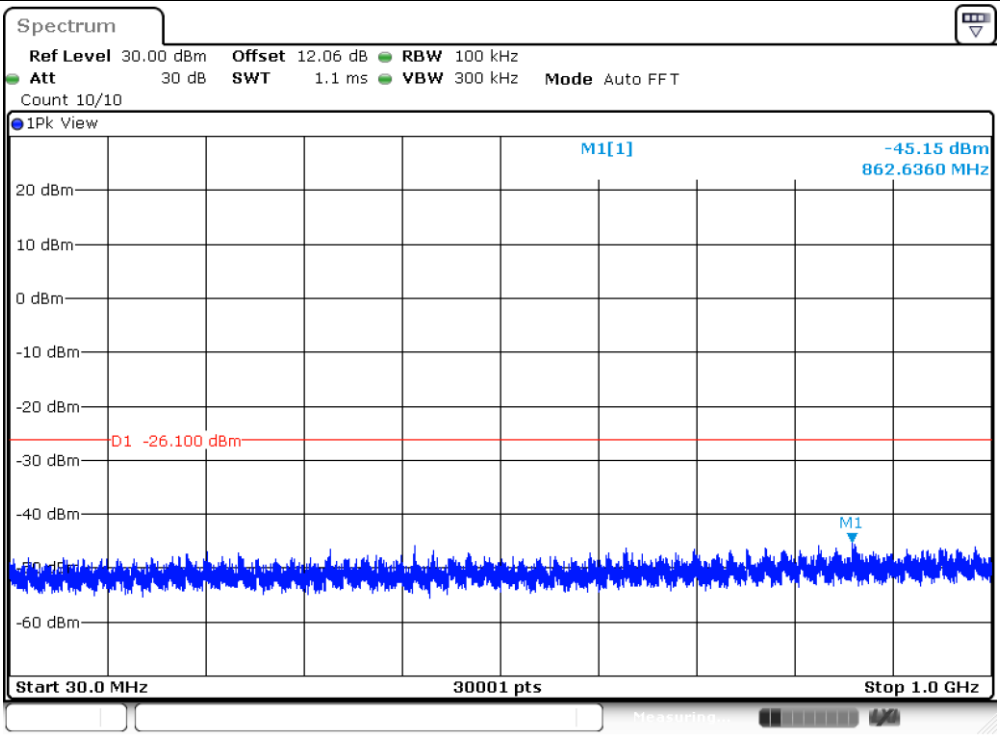

Date: 17.AUG.2024 11:59:12

11BE40MIMO_Ant0_2422_1000~26500

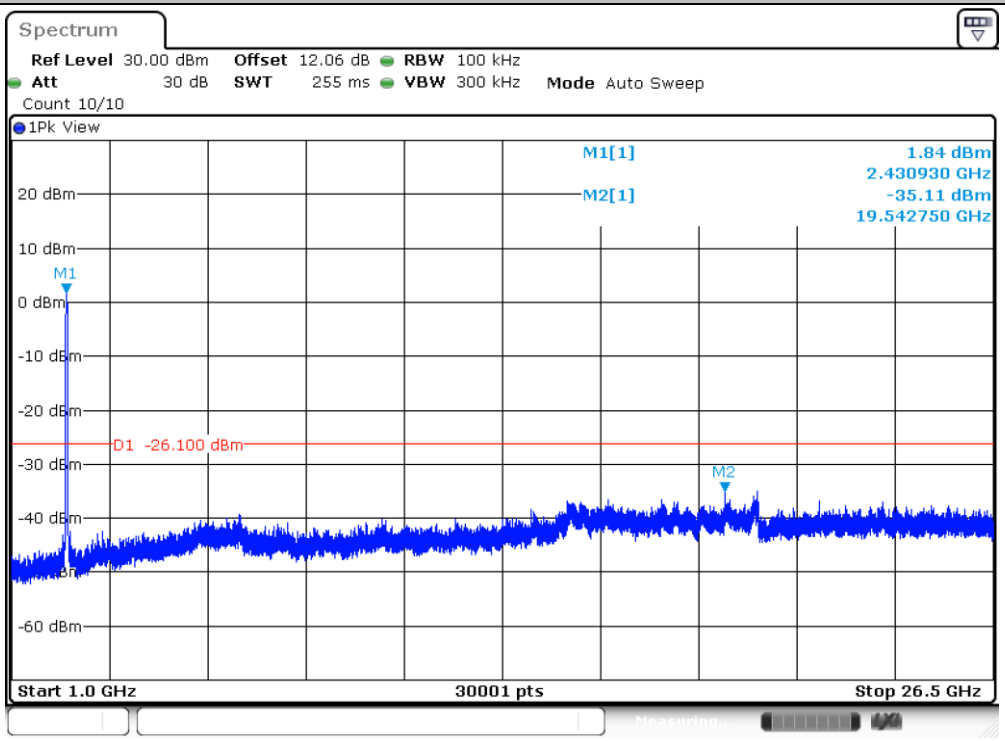

Date: 17.AUG.2024 11:59:34

11BE40MIMO_Ant2_2422_30~1000

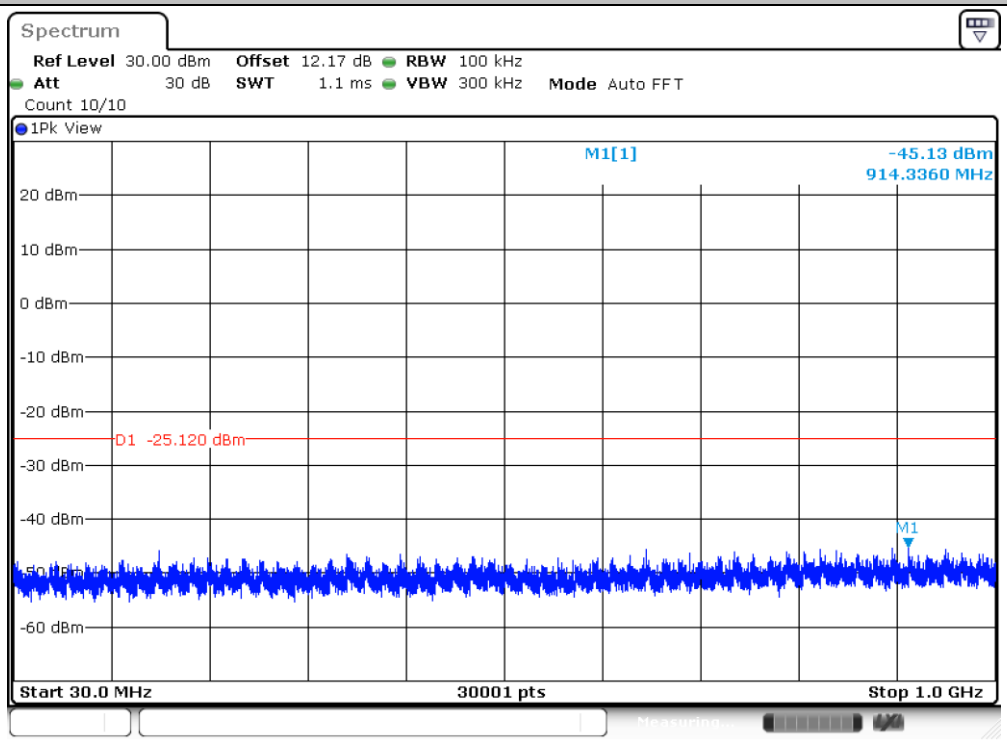

Date: 17.AUG.2024 11:59:54

11BE40MIMO_Ant2_2422_1000~26500

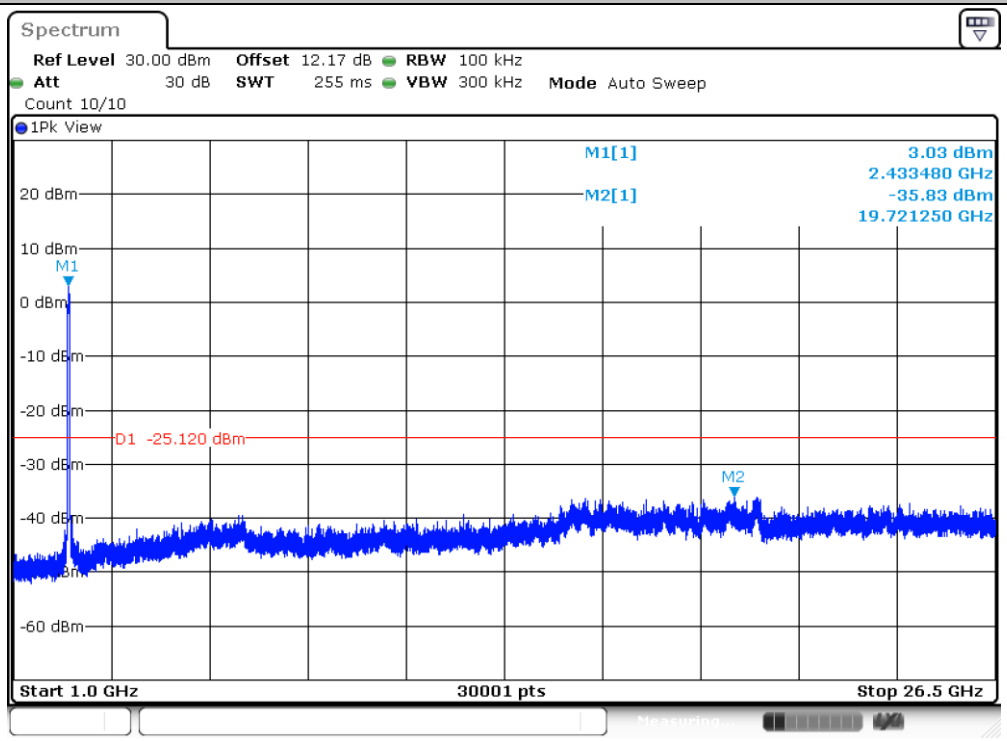

Date: 17.AUG.2024 12:00:16

11BE40MIMO_Ant0_2437_30~1000

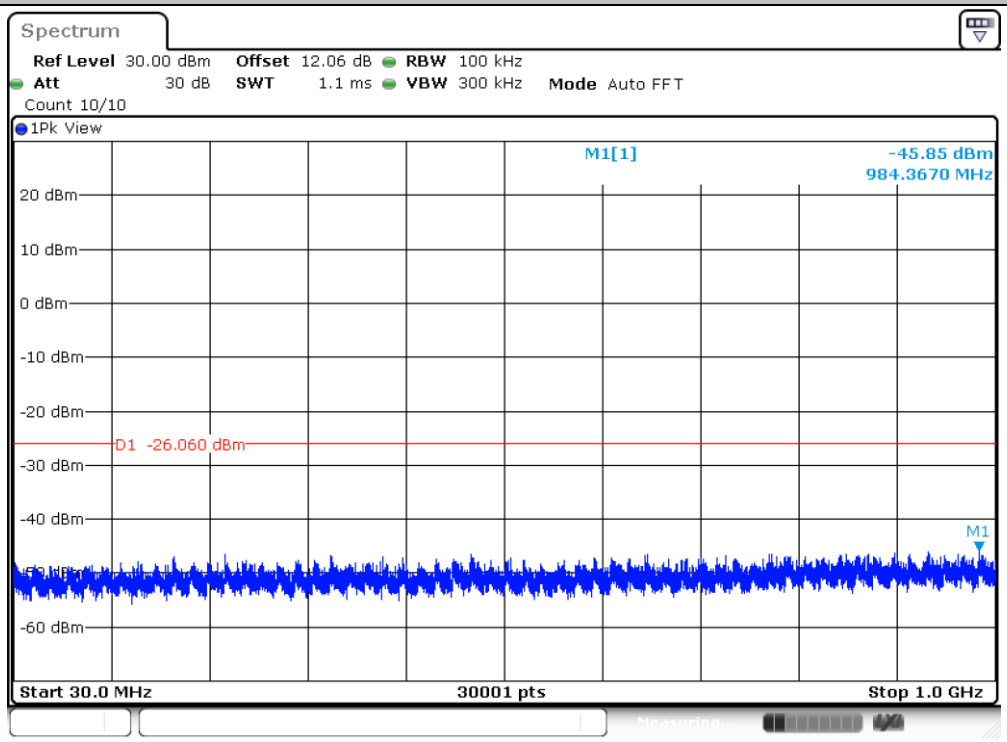

Date: 17.AUG.2024 12:00:41

11BE40MIMO_Ant0_2437_1000~26500

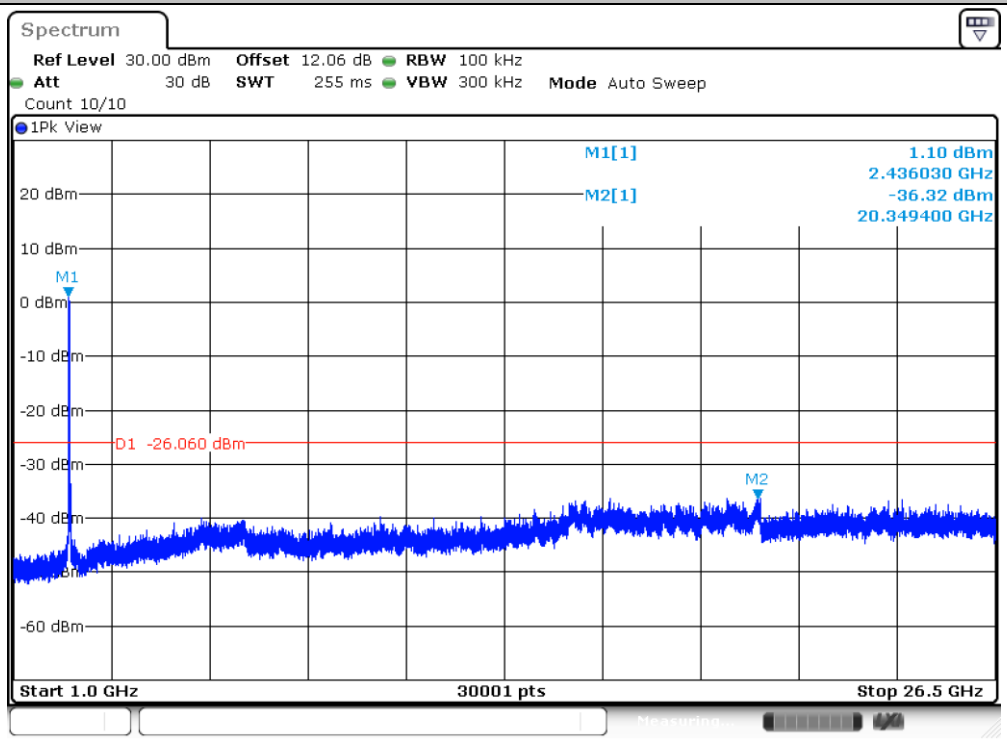

Date: 17.AUG.2024 12:01:03

11BE40MIMO_Ant2_2437_30~1000

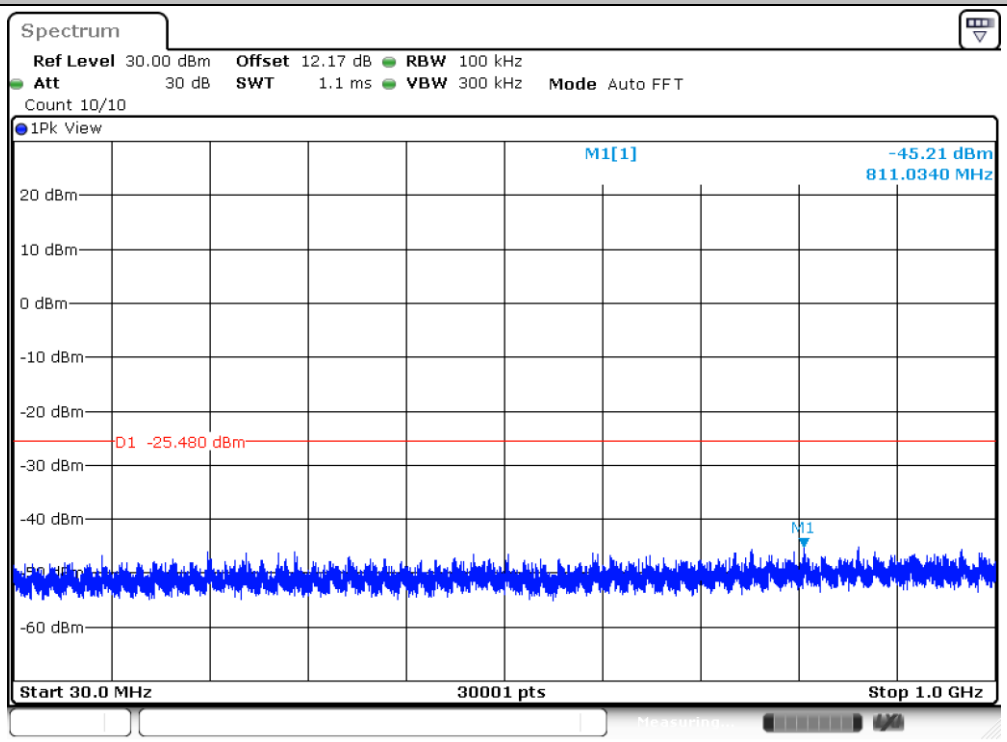

Date: 17.AUG.2024 12:01:12

11BE40MIMO_Ant2_2437_1000~26500

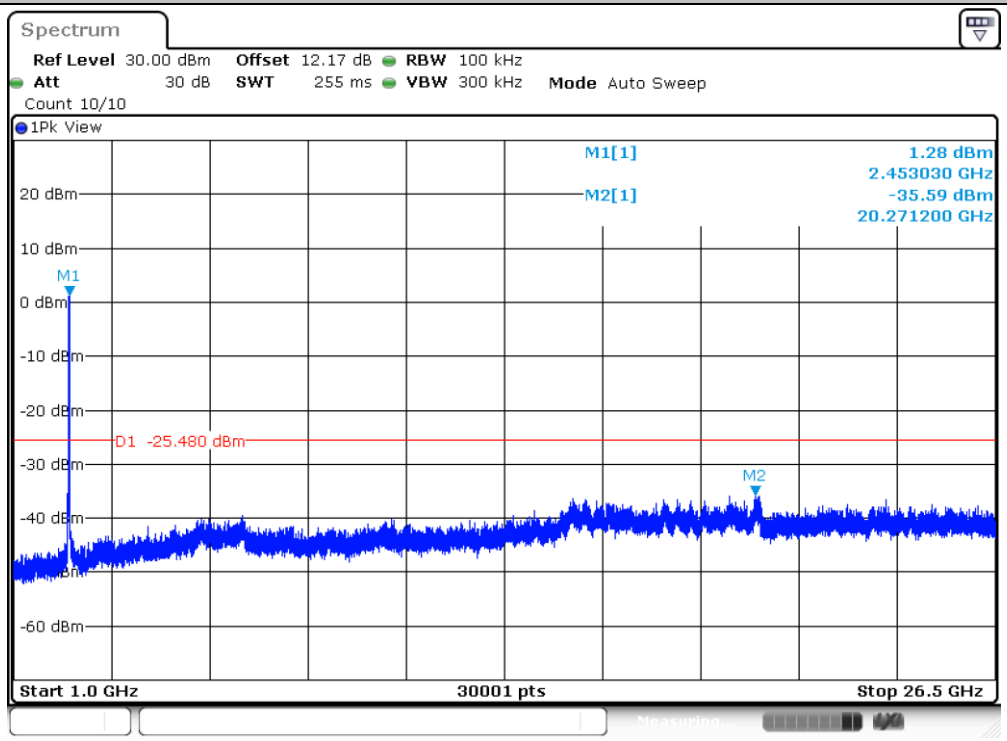

Date: 17.AUG.2024 12:01:34

11BE40MIMO_Ant0_2452_30~1000

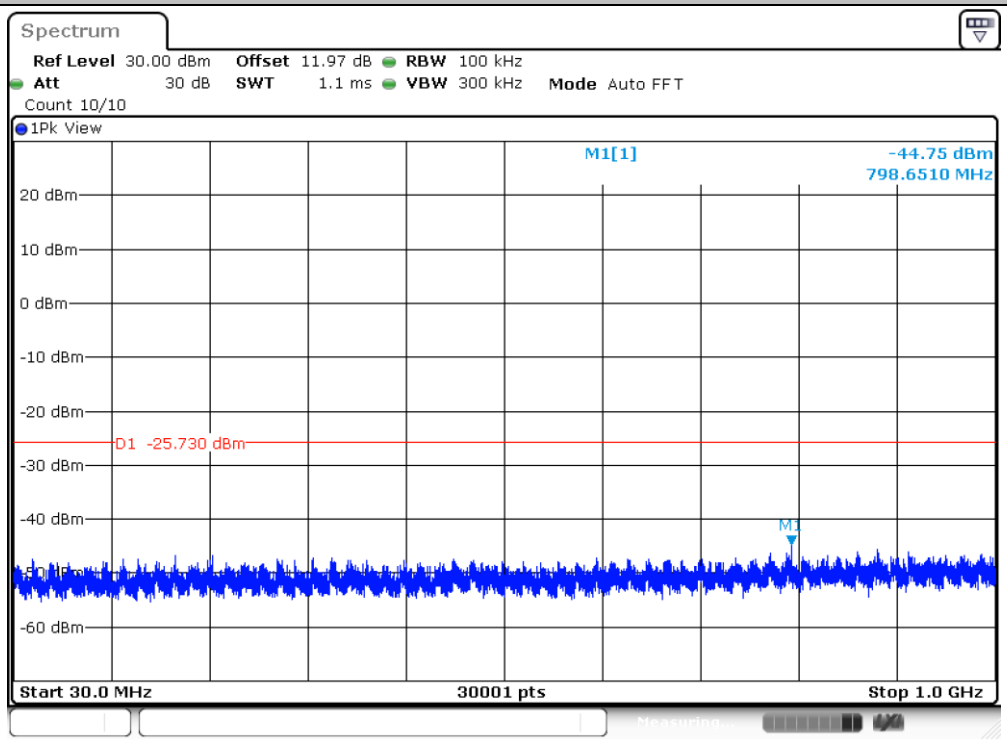

Date: 17.AUG.2024 12:02:07

11BE40MIMO_Ant0_2452_1000~26500

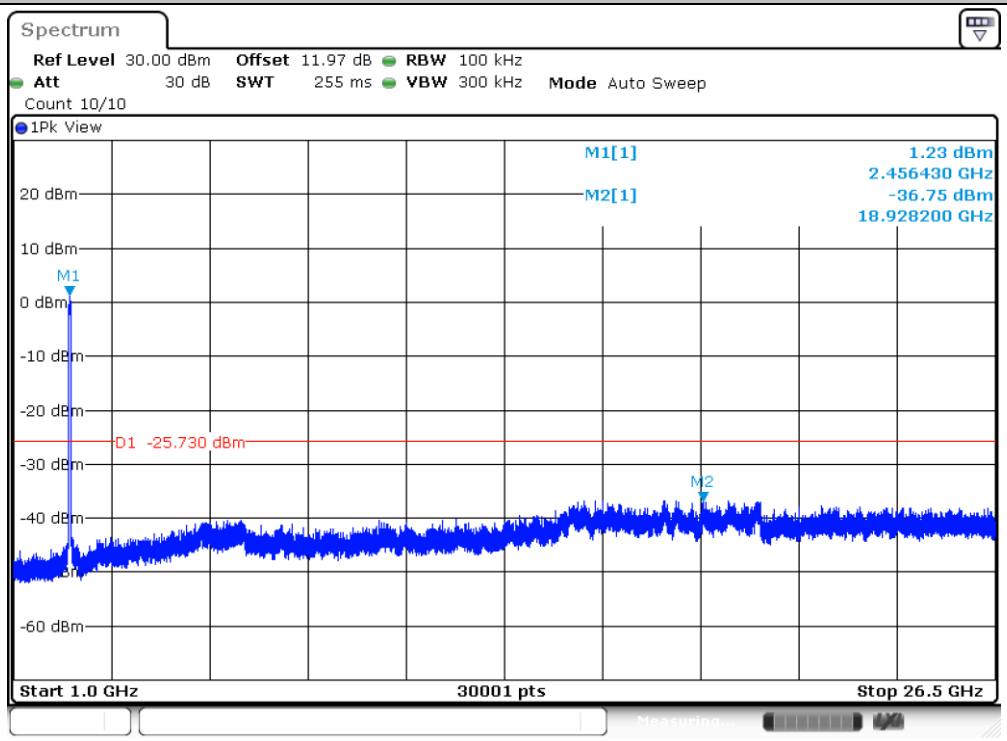

Date: 17.AUG.2024 12:02:29

11BE40MIMO_Ant2_2452_30~1000

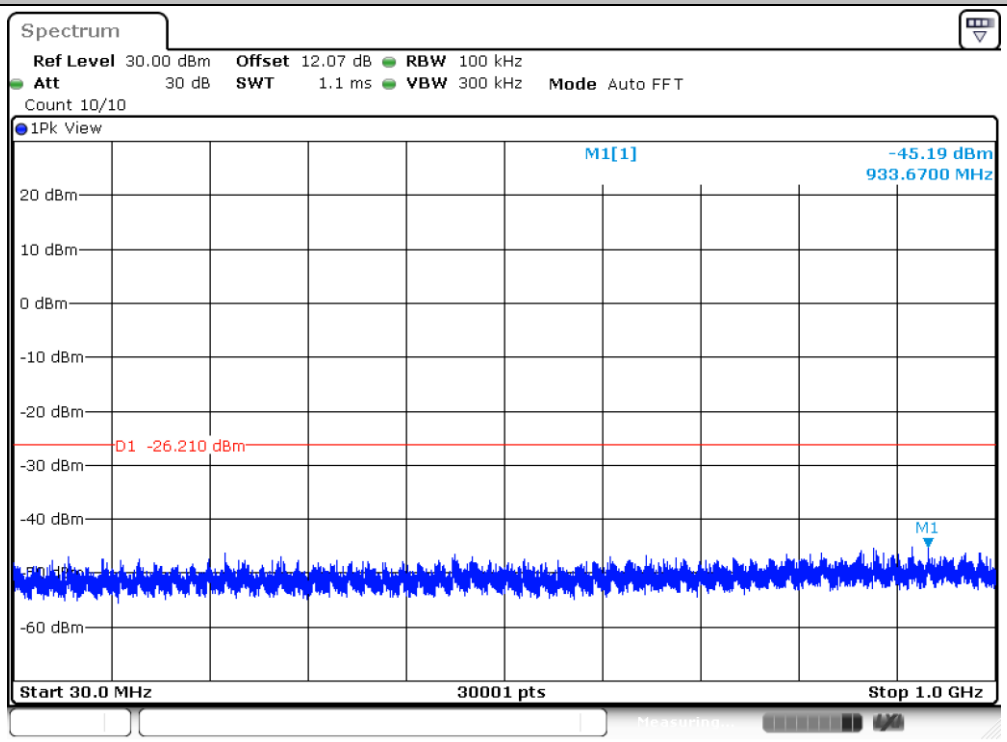

Date: 17.AUG.2024 12:02:49

11BE40MIMO_Ant2_2452_1000~26500

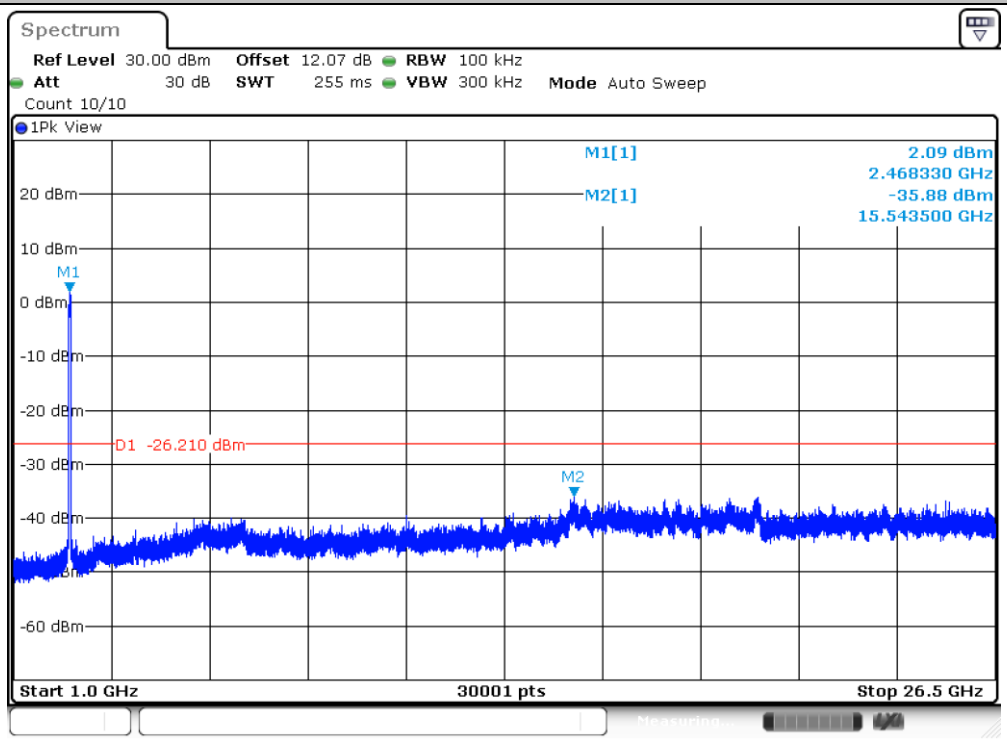

Date: 17.AUG.2024 12:03:11

<For 802.11be Single RU>

Maximum power spectral density

Test Result

TestMode	Antenna	Freq(MHz)	RuSize	RuIndex	Result [dBm/3kHz]	Limit [dBm/3kHz]	Verdict
11BE20MIMO	Ant0	2412	26Tone	RU0	-6.44	≤8.00	PASS
			52Tone	RU37	-6.66	≤8.00	PASS
			106Tone	RU53	-6.61	≤8.00	PASS
	Ant2	2412	26Tone	RU0	-6.06	≤8.00	PASS
			52Tone	RU37	-6.50	≤8.00	PASS
			106Tone	RU53	-6.59	≤8.00	PASS
	total	2412	26Tone	RU0	-3.24	≤8.00	PASS
			52Tone	RU37	-3.57	≤8.00	PASS
			106Tone	RU53	-3.59	≤8.00	PASS
	Ant0	2462	26Tone	RU8	-6.12	≤8.00	PASS
			52Tone	RU40	-6.10	≤8.00	PASS
			106Tone	RU54	-6.27	≤8.00	PASS
	Ant2	2462	26Tone	RU8	-6.16	≤8.00	PASS
			52Tone	RU40	-6.32	≤8.00	PASS
			106Tone	RU54	-6.47	≤8.00	PASS
	total	2462	26Tone	RU8	-3.13	≤8.00	PASS
			52Tone	RU40	-3.20	≤8.00	PASS
			106Tone	RU54	-3.36	≤8.00	PASS

Test Graphs

11BE20MIMO_Ant0_2412_26Tone_RU0

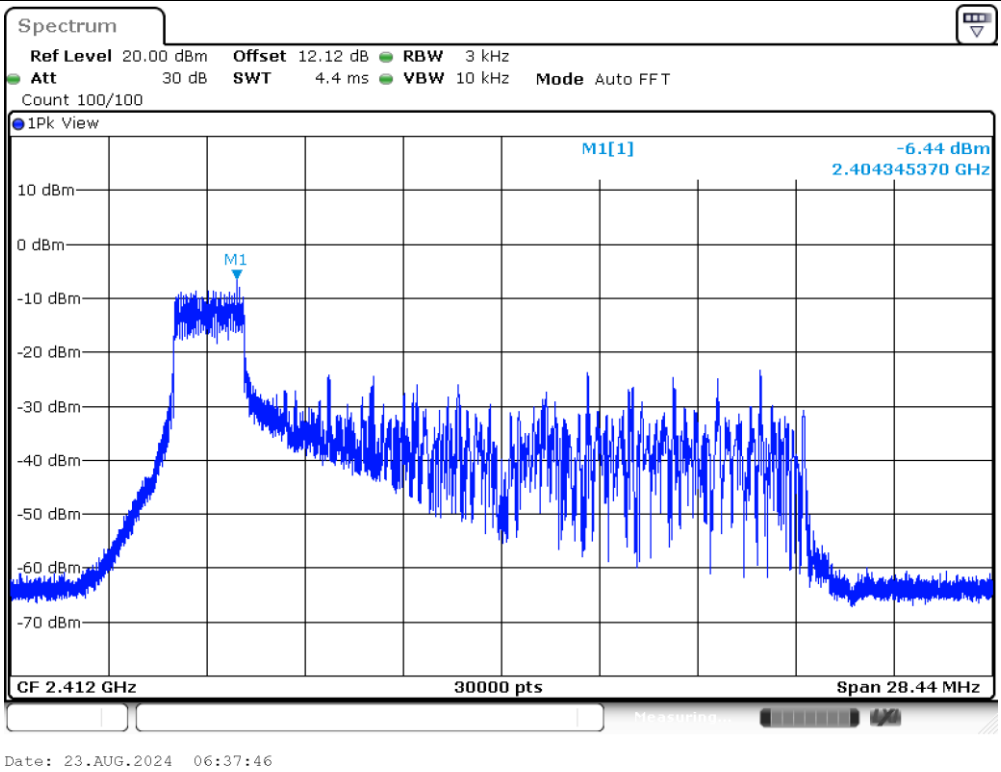

11BE20MIMO_Ant0_2412_52Tone_RU37

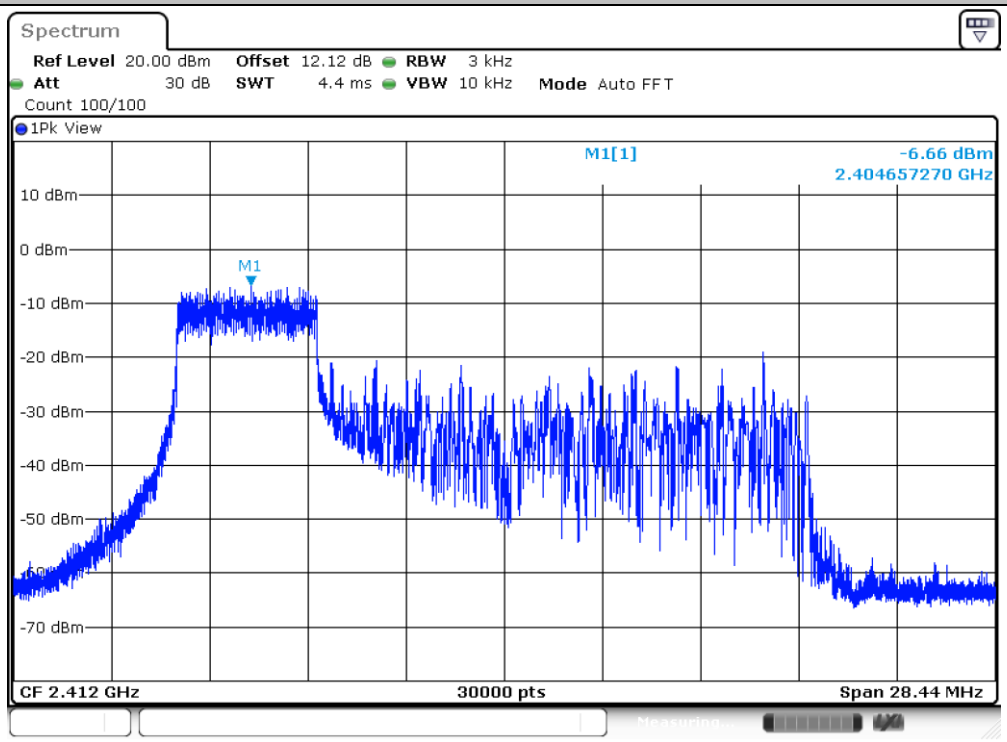

Date: 23.AUG.2024 06:47:47

11BE20MIMO_Ant0_2412_106Tone_RU53

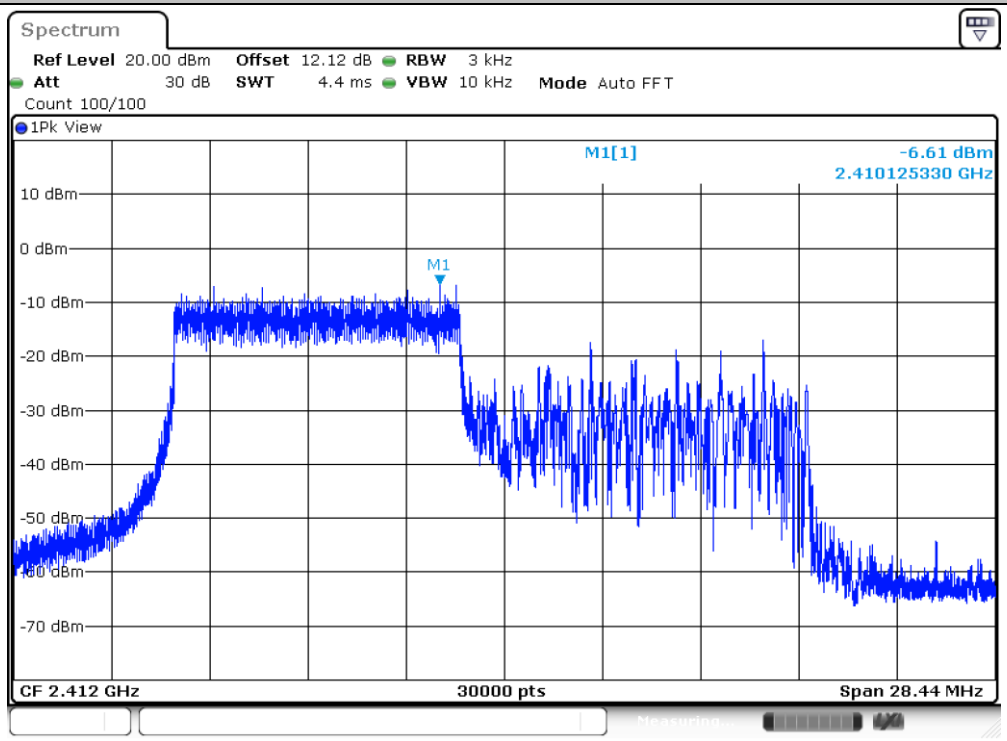

Date: 23.AUG.2024 07:00:35

11BE20MIMO_Ant2_2412_26Tone_RU0

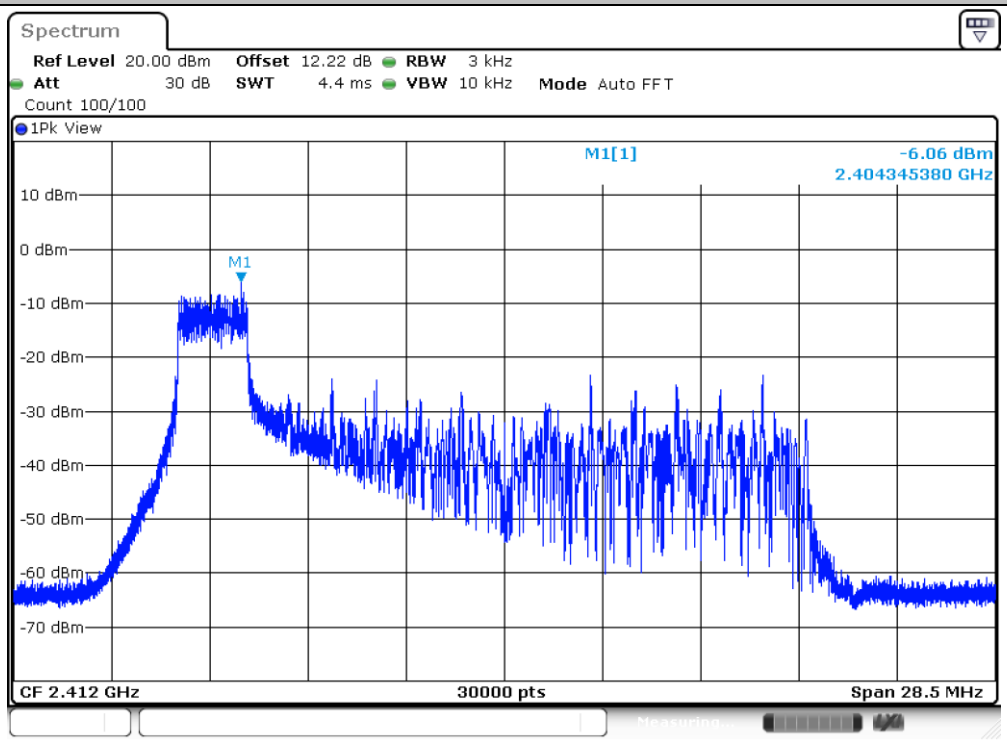

11BE20MIMO_Ant2_2412_52Tone_RU37

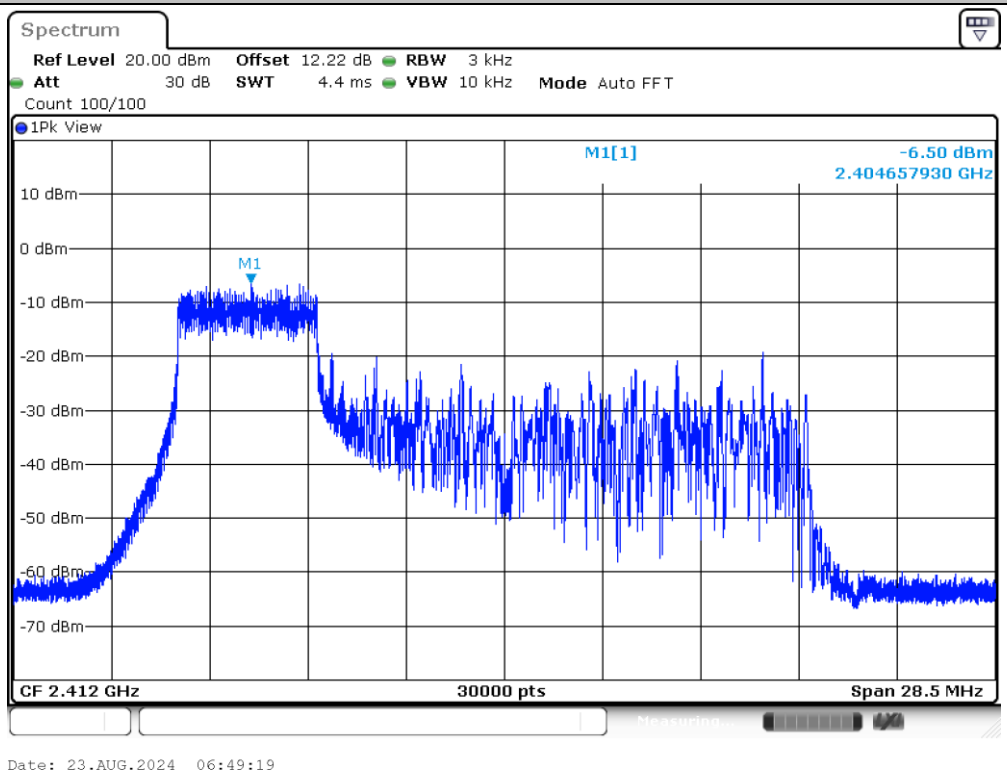

11BE20MIMO_Ant2_2412_106Tone_RU53

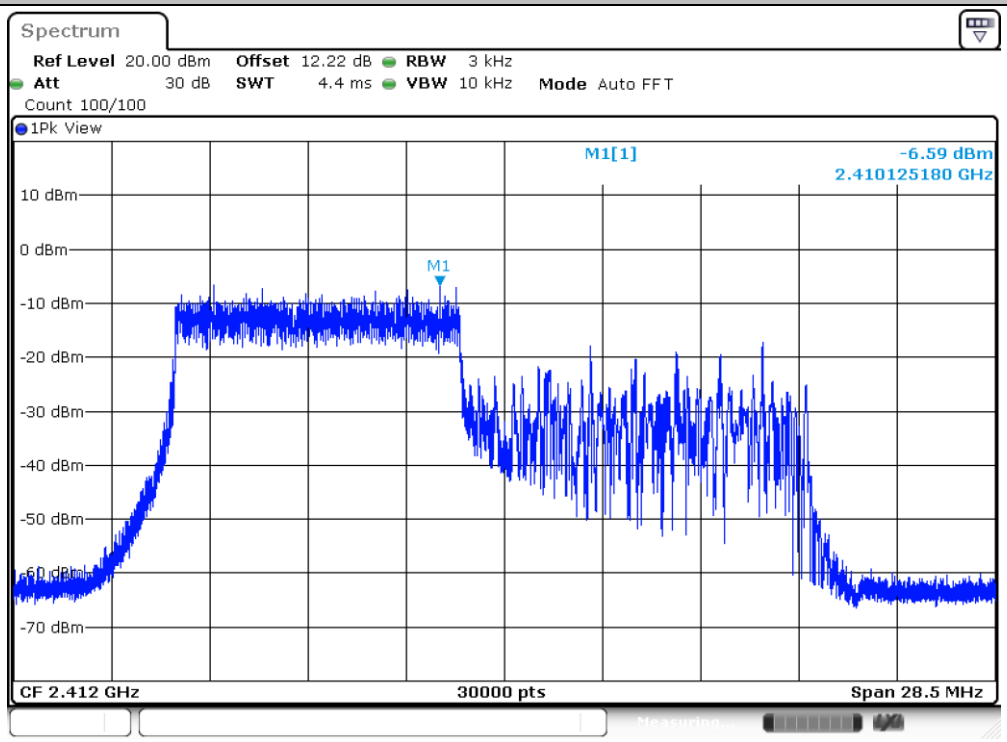

Date: 23.AUG.2024 07:02:04

11BE20MIMO_Ant0_2462_26Tone_RU8

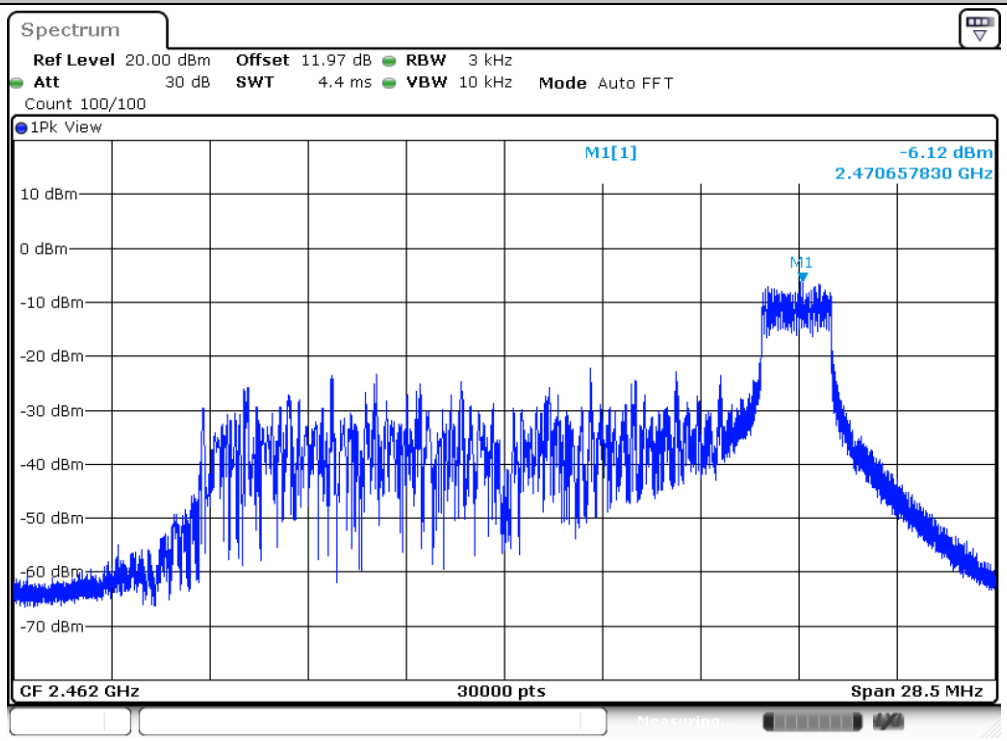

Date: 23.AUG.2024 07:13:35

11BE20MIMO_Ant0_2462_52Tone_RU40

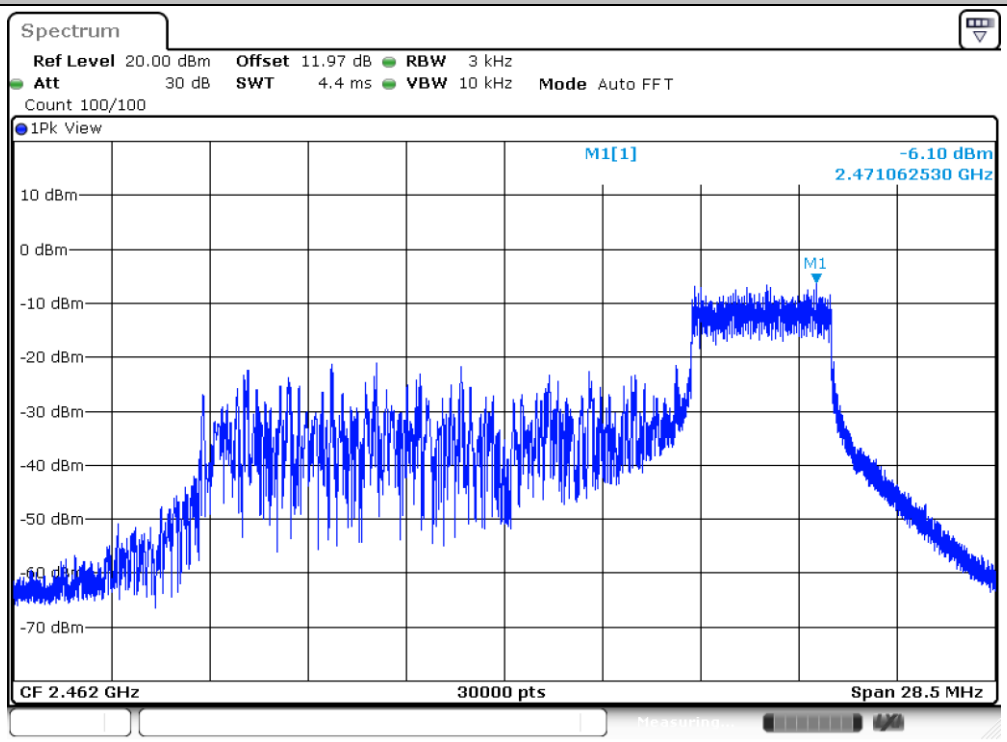

Date: 23.AUG.2024 08:09:25

11BE20MIMO_Ant0_2462_106Tone_RU54

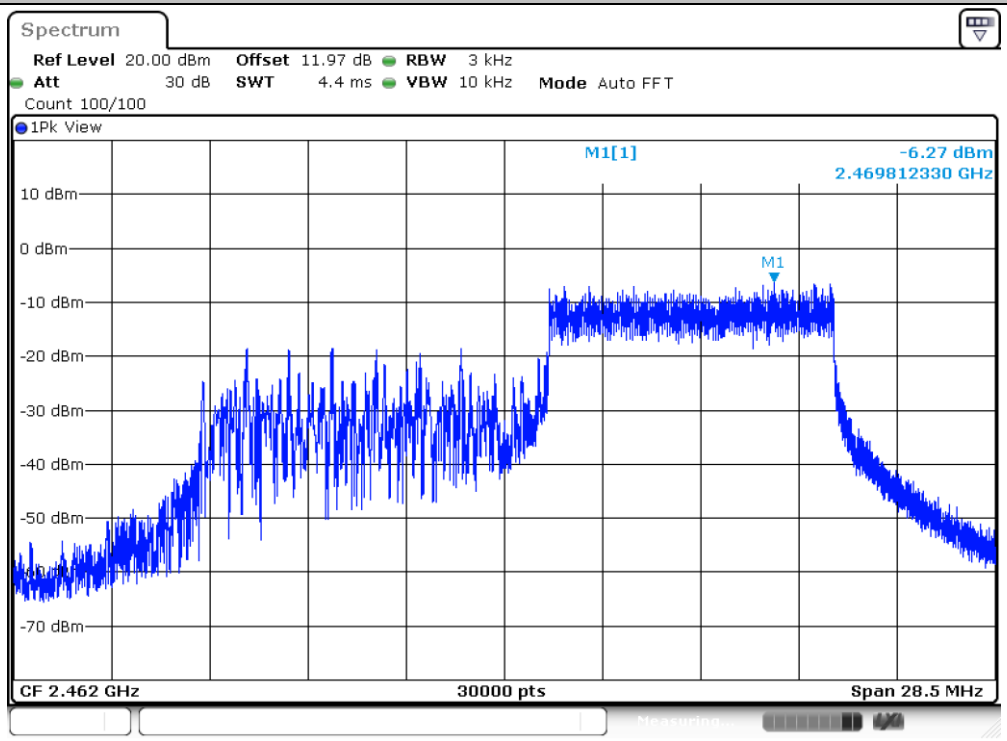

Date: 23.AUG.2024 07:59:47

11BE20MIMO_Ant2_2462_26Tone_RU8

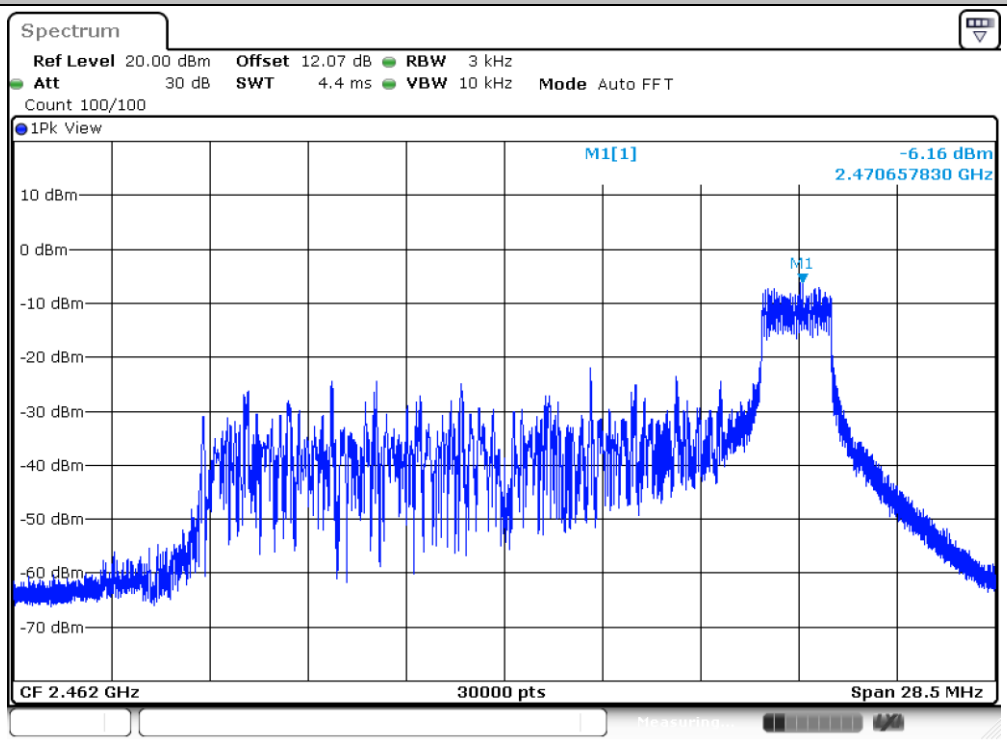

Date: 23.AUG.2024 07:14:26

11BE20MIMO_Ant2_2462_52Tone_RU40

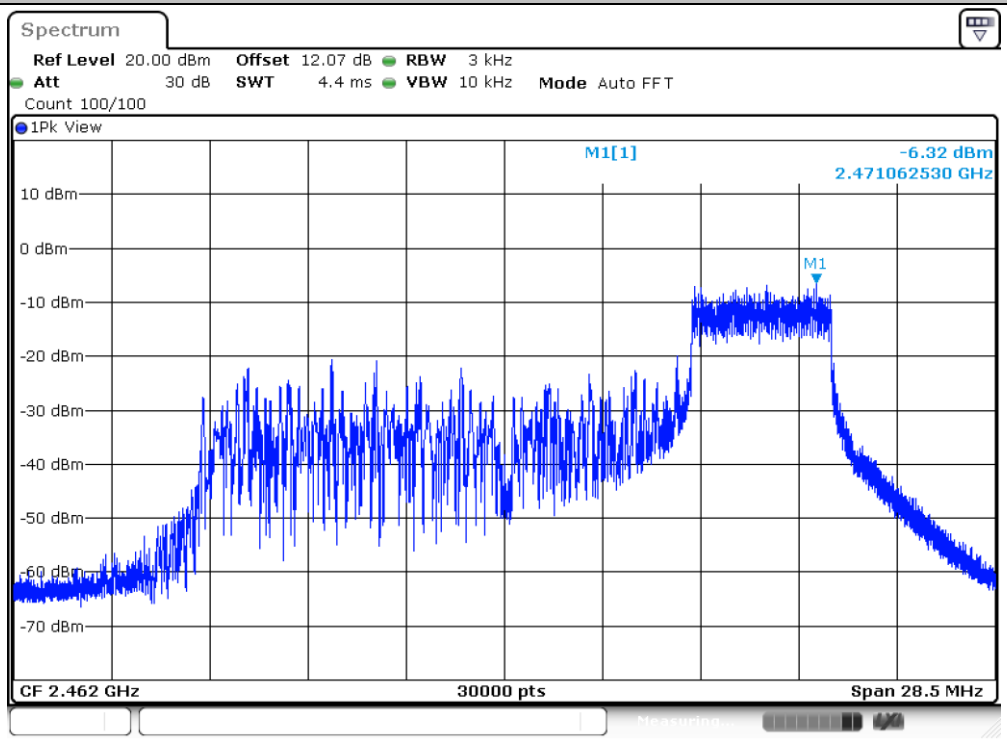

Date: 23.AUG.2024 08:10:37

11BE20MIMO_Ant2_2462_106Tone_RU54

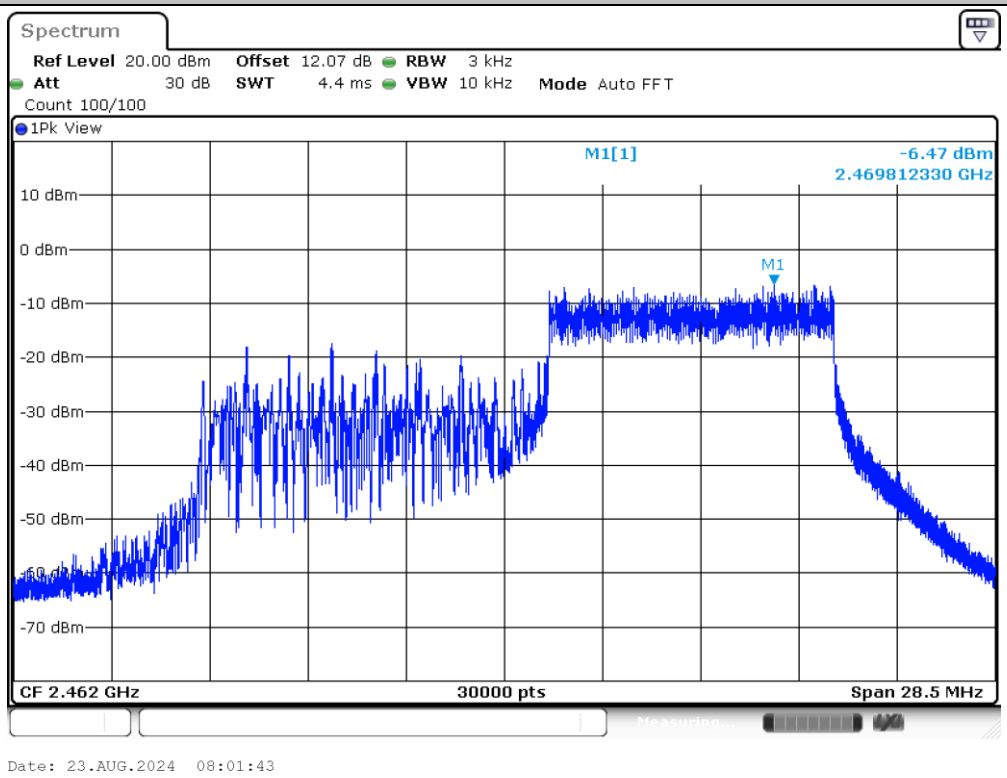

<For 802.11be Small RU>

Maximum power spectral density

Test Result

TestMode	Antenna	Channel	Mru Type	Mru Index	Result [dBm/3kHz]	Limit [dBm/3kHz]	Verdict
11BE20MIMO	Ant0	2412	52+26_OFDMA	1	-6.21	≤8.00	PASS
			106+26_OFDMA	1	-6.49	≤8.00	PASS
	Ant2	2412	52+26_OFDMA	1	-5.92	≤8.00	PASS
			106+26_OFDMA	1	-6.44	≤8.00	PASS
	total	2412	52+26_OFDMA	1	-3.05	≤8.00	PASS
			106+26_OFDMA	1	-3.45	≤8.00	PASS
	Ant0	2462	52+26_OFDMA	3	-6.70	≤8.00	PASS
			106+26_OFDMA	2	-6.20	≤8.00	PASS
	Ant2	2462	52+26_OFDMA	3	-6.36	≤8.00	PASS
			106+26_OFDMA	2	-6.32	≤8.00	PASS
	total	2462	52+26_OFDMA	3	-3.52	≤8.00	PASS
			106+26_OFDMA	2	-3.25	≤8.00	PASS

Test Graphs

11BE20MIMO_Ant0_2412_52+26_OFDMA_1

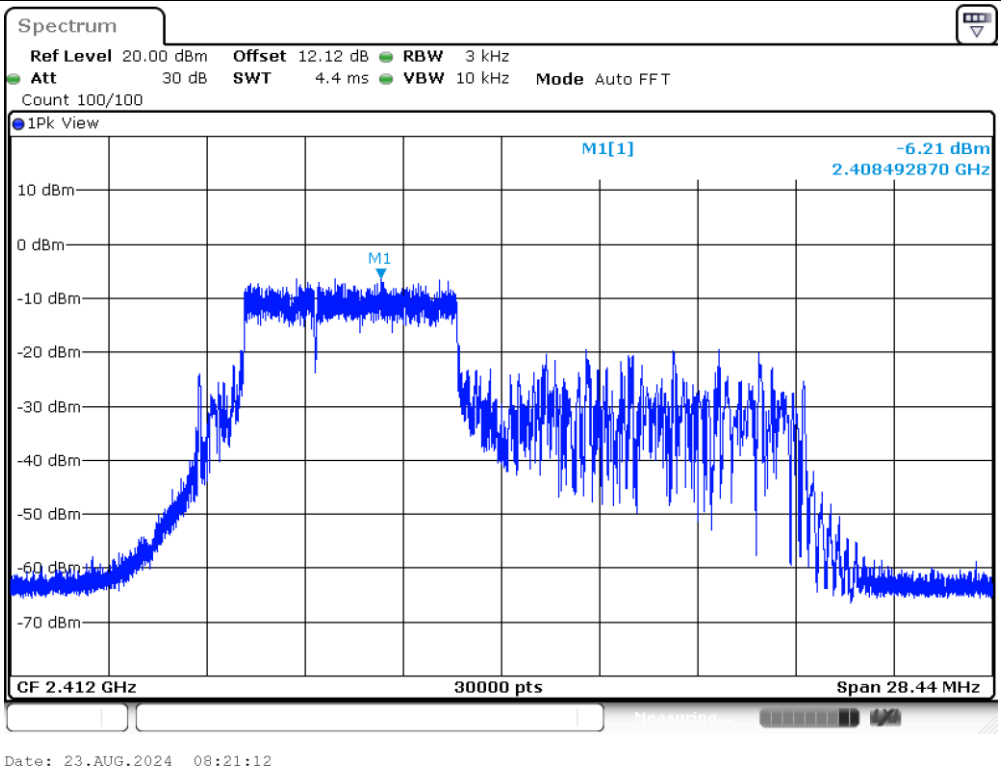

11BE20MIMO_Ant0_2412_106+26_OFDMA_1

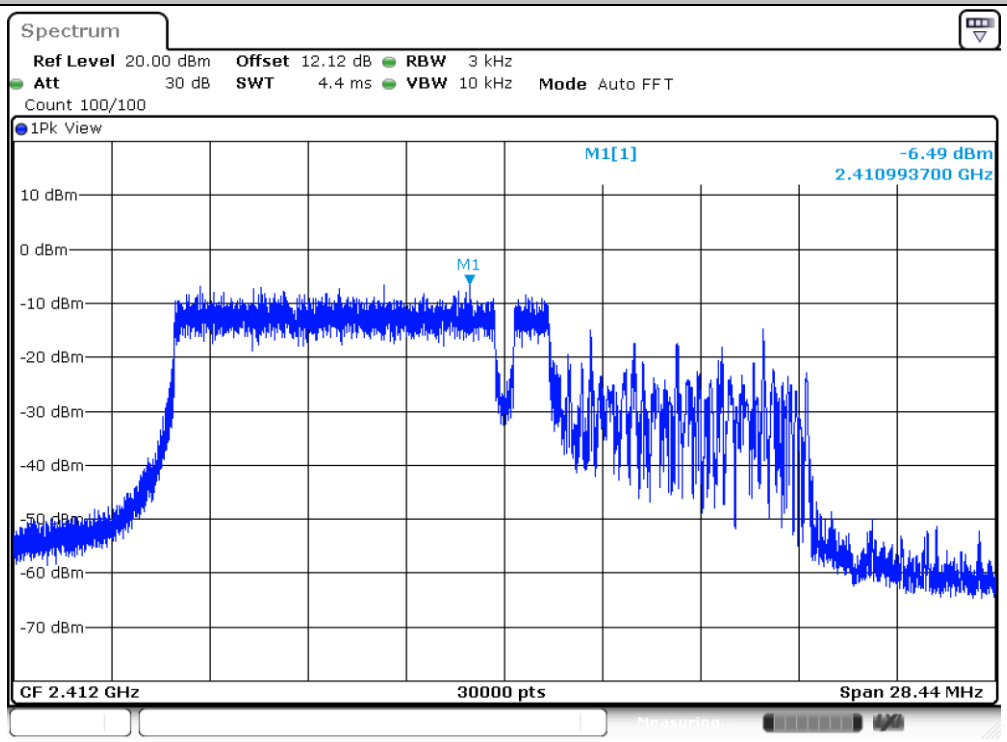

11BE20MIMO_Ant2_2412_52+26_OFDMA_1

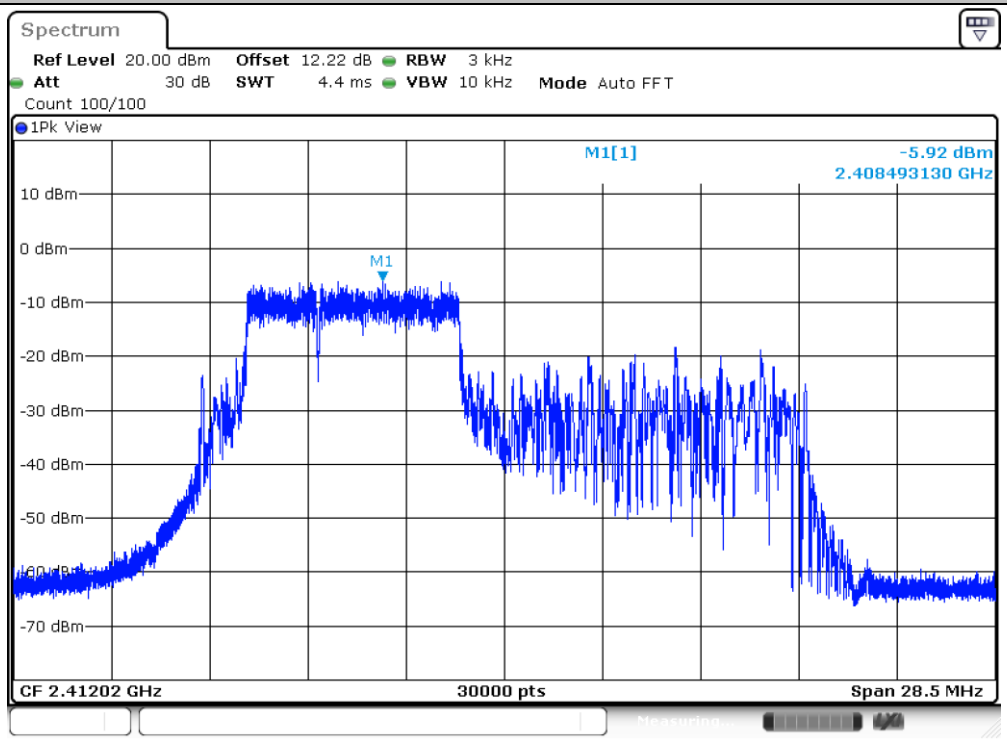

11BE20MIMO_Ant2_2412_106+26_OFDMA_1

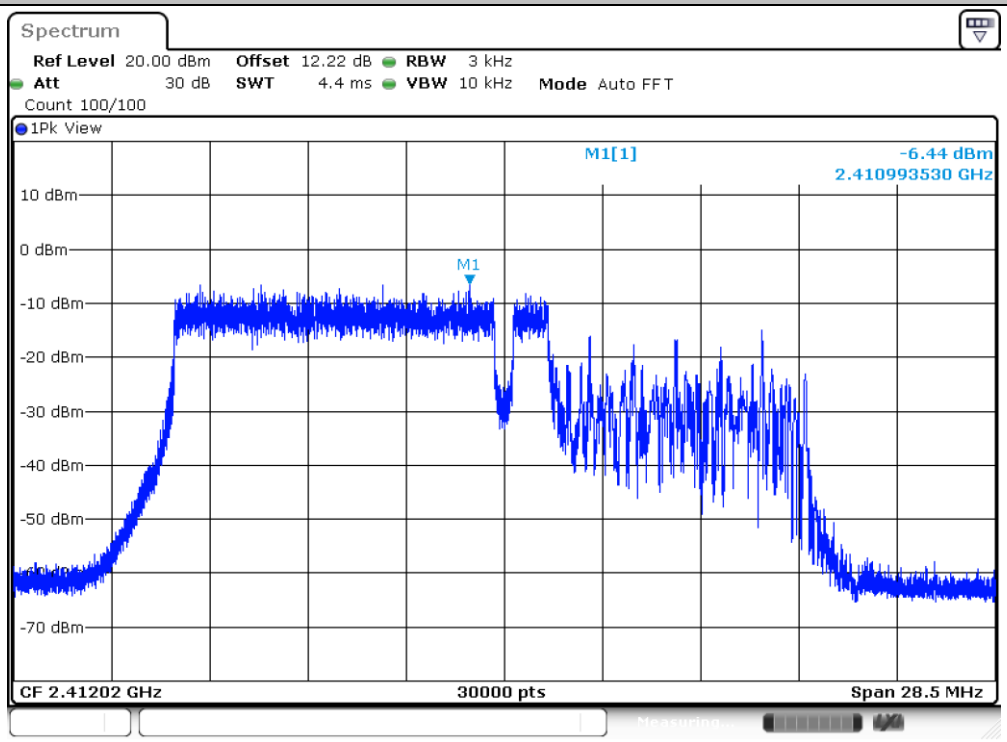

11BE20MIMO_Ant0_2462_52+26_OFDMA_3

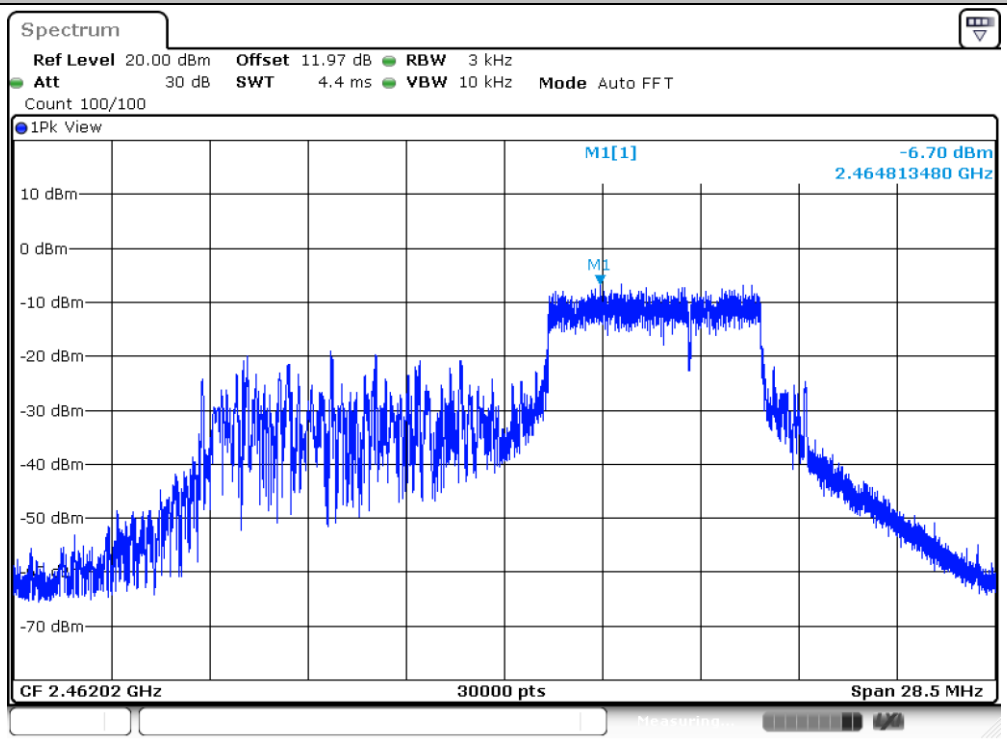

11BE20MIMO_Ant0_2462_106+26_OFDMA_2

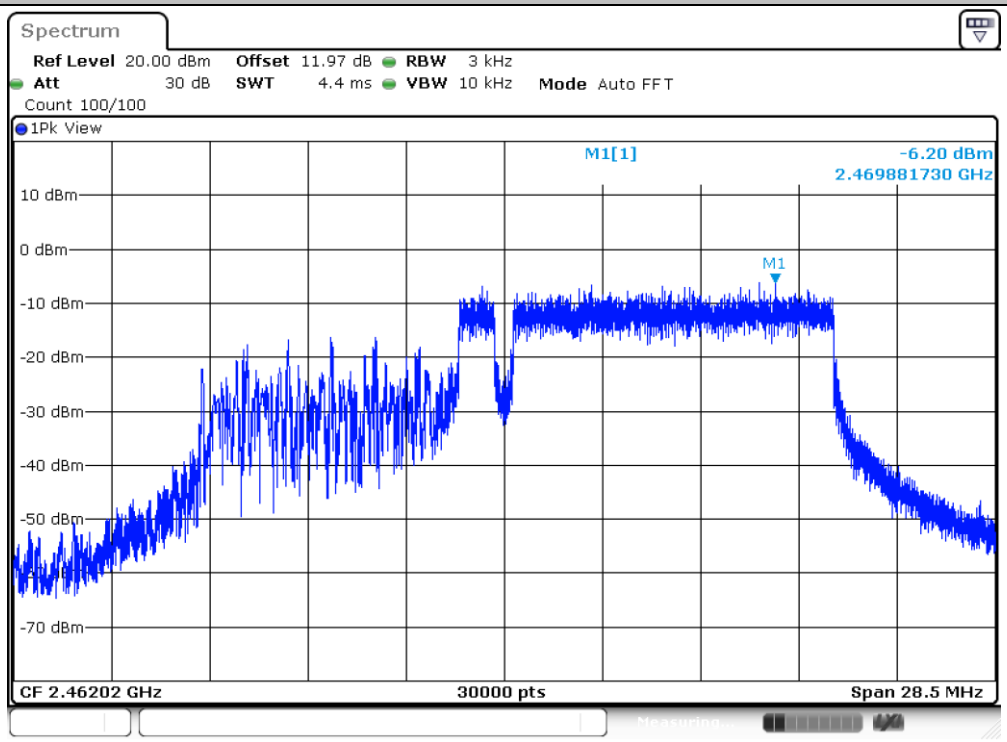

Date: 23.AUG.2024 08:50:32

11BE20MIMO_Ant2_2462_52+26_OFDMA_3

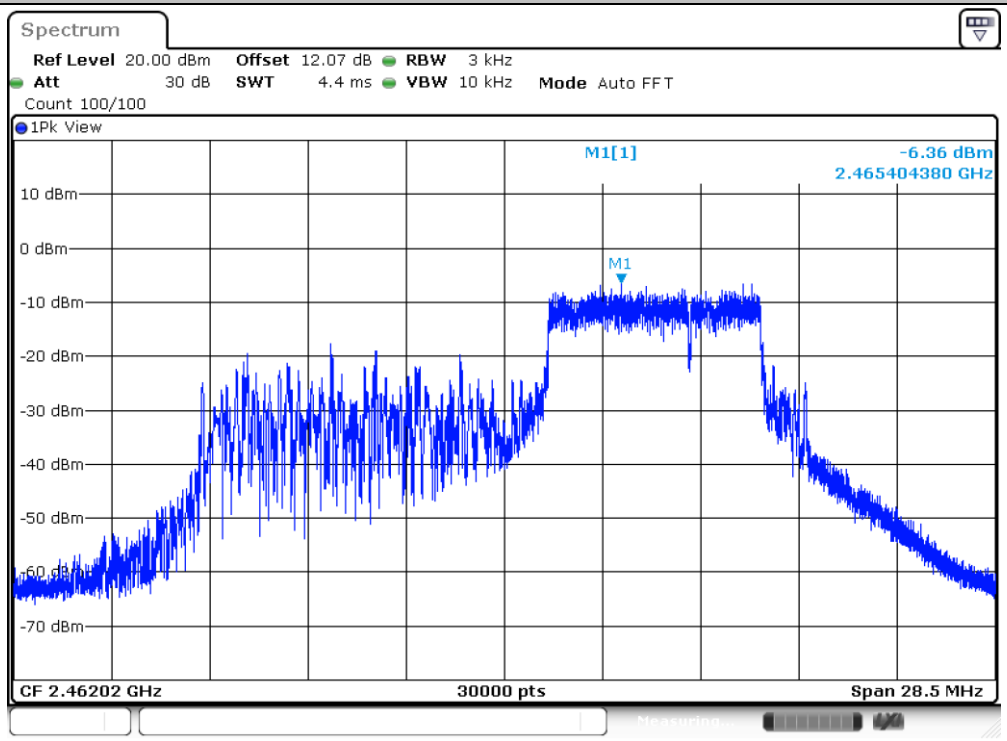

Date: 23.AUG.2024 08:43:19

11BE20MIMO_Ant2_2462_106+26_OFDMA_2

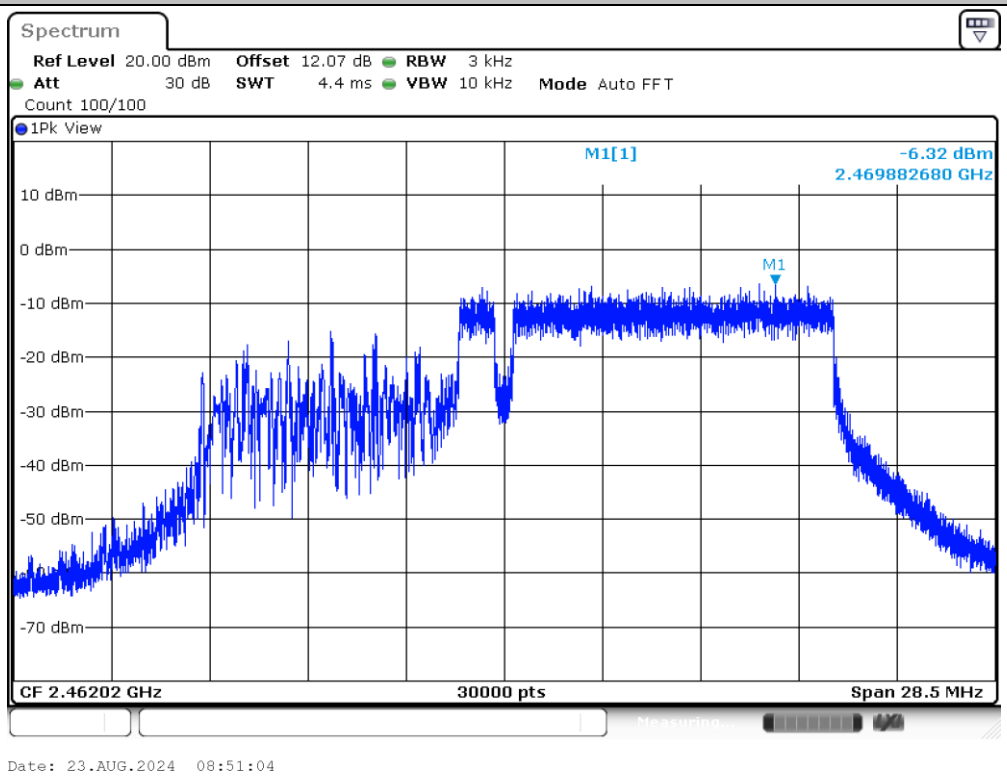

Appendix B. AC Conducted Emission Test Results

Test Engineer :	Chase Nathon	**Temperature :**	22~24℃
		Relative Humidity :	44~50%
Test Voltage :	120Vac / 60Hz	**Phase :**	Line
Remark :	All emissions not reported here are more than 10 dB below the prescribed limit.		

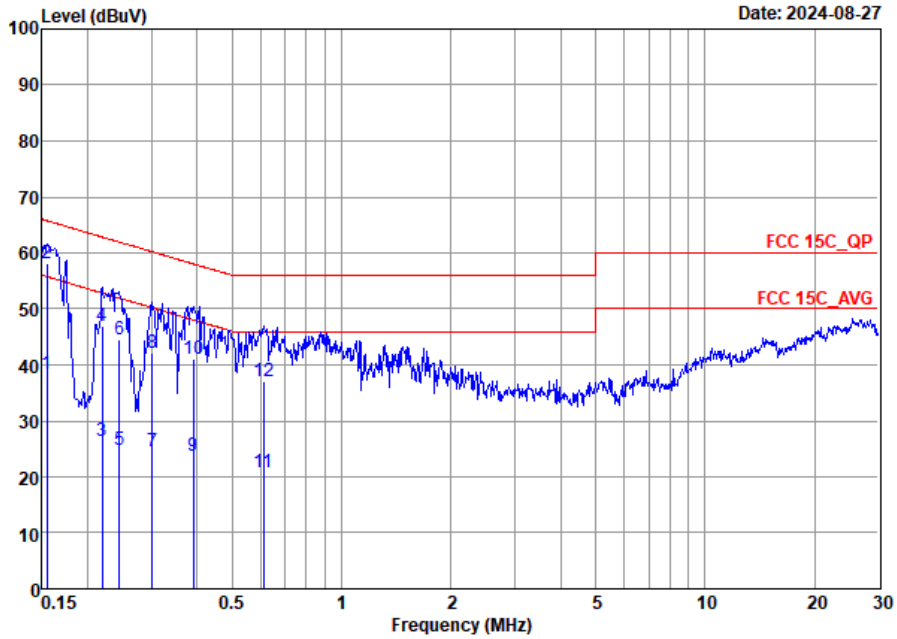

Site : CO01-SZ
Condition: FCC 15C QP AC LISN 100063_L LINE

		Freq	Level	Over Limit	Limit Line	Read Level	LISN Factor	Cable Loss	Remark
		MHz	dBuV	dB	dBuV	dBuV	dB	dB	
1		0.15	38.36	-17.38	55.74	18.40	9.82	10.14	Average
2	*	0.15	58.26	-7.48	65.74	38.30	9.82	10.14	QP
3		0.22	26.43	-26.40	52.83	6.50	9.78	10.15	Average
4		0.22	46.83	-16.00	62.83	26.90	9.78	10.15	QP
5		0.24	24.92	-27.03	51.95	5.01	9.76	10.15	Average
6		0.24	44.42	-17.53	61.95	24.51	9.76	10.15	QP
7		0.30	24.61	-25.58	50.19	4.70	9.76	10.15	Average
8		0.30	42.11	-18.08	60.19	22.20	9.76	10.15	QP
9		0.39	23.68	-24.35	48.03	3.60	9.92	10.16	Average
10		0.39	41.08	-16.95	58.03	21.00	9.92	10.16	QP
11		0.61	20.68	-25.32	46.00	0.80	9.72	10.16	Average
12		0.61	37.08	-18.92	56.00	17.20	9.72	10.16	QP

Test Engineer :	Chase Nathon	**Temperature :**	22~24℃
		Relative Humidity :	44~50%
Test Voltage :	120Vac / 60Hz	**Phase :**	Neutral
Remark :	All emissions not reported here are more than 10 dB below the prescribed limit.		

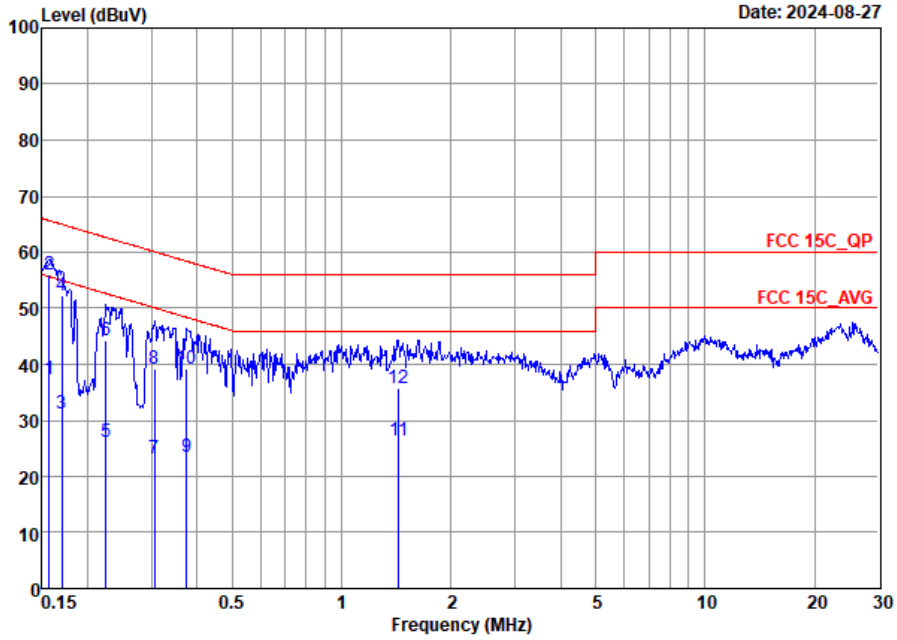

Site : CO01-SZ
Condition: FCC 15C_QP AC LISN 100063_N NEUTRAL

		Freq	Level	Over Limit	Limit Line	Read Level	LISN Factor	Cable Loss	Remark
		MHz	dBuV	dB	dBuV	dBuV	dB	dB	
1		0.16	37.20	-18.45	55.65	17.19	9.87	10.14	Average
2	*	0.16	56.00	-9.65	65.65	35.99	9.87	10.14	QP
3		0.17	31.32	-23.62	54.94	11.30	9.88	10.14	Average
4		0.17	52.32	-12.62	64.94	32.30	9.88	10.14	QP
5		0.22	26.09	-26.57	52.66	6.20	9.74	10.15	Average
6		0.22	44.39	-18.27	62.66	24.50	9.74	10.15	QP
7		0.31	23.32	-26.78	50.10	3.40	9.77	10.15	Average
8		0.31	39.32	-20.78	60.10	19.40	9.77	10.15	QP
9		0.38	23.48	-24.91	48.39	3.60	9.72	10.16	Average
10		0.38	39.18	-19.21	58.39	19.30	9.72	10.16	QP
11		1.43	26.50	-19.50	46.00	6.60	9.70	10.20	Average
12		1.43	35.80	-20.20	56.00	15.90	9.70	10.20	QP

Note:

1. Level(dBμV) = Read Level(dBμV) + LISN Factor(dB) + Cable Loss(dB)
2. Over Limit(dB) = Level(dBμV) – Limit Line(dBμV)

Appendix C. Radiated Spurious Emission Test Data

Test Engineer :	ZhangXu	Relative Humidity :	50%
		Temperature :	20℃-22℃

Radiated Spurious Emission Test Modes

Mode	Band (MHz)	Antenna	Modulation	Channel	Frequency	Data Rate	RU	Remark
Mode 21	2400-2483.5	CDD 0+2	802.11b	01	2412	1Mbps	-	-
Mode 22	2400-2483.5	CDD 0+2	802.11b	06	2437	1Mbps	-	-
Mode 23	2400-2483.5	CDD 0+2	802.11b	11	2462	1Mbps	-	-
Mode 24	2400-2483.5	0	802.11g	01	2412	6Mbps	-	-
Mode 25	2400-2483.5	0	802.11g	06	2437	6Mbps	-	-
Mode 26	2400-2483.5	0	802.11g	11	2462	6Mbps	-	-
Mode 27	2400-2483.5	2	802.11g	01	2412	6Mbps	-	-
Mode 28	2400-2483.5	2	802.11g	06	2437	6Mbps	-	-
Mode 29	2400-2483.5	2	802.11g	11	2462	6Mbps	-	-
Mode 30	2400-2483.5	CDD 0+2	802.11n HT20	01	2412	MCS0	-	-
Mode 31	2400-2483.5	CDD 0+2	802.11n HT20	06	2437	MCS0	-	-
Mode 32	2400-2483.5	CDD 0+2	802.11n HT20	11	2462	MCS0	-	-
Mode 33	2400-2483.5	CDD 0+2	802.11n HT40	03	2422	MCS0	-	-
Mode 34	2400-2483.5	CDD 0+2	802.11n HT40	09	2452	MCS0	-	-
Mode 35	2400-2483.5	CDD 0+2	802.11be ETH20	01	2412	MCS0	Full RU	-
Mode 36	2400-2483.5	CDD 0+2	802.11be ETH20	06	2437	MCS0	Full RU	-
Mode 37	2400-2483.5	CDD 0+2	802.11be ETH20	11	2462	MCS0	Full RU	-
Mode 38	2400-2483.5	CDD 0+2	802.11be ETH40	03	2422	MCS0	Full RU	-
Mode 39	2400-2483.5	CDD 0+2	802.11be ETH40	09	2452	MCS0	Full RU	-
Mode 40	2400-2483.5	CDD 0+2	802.11be ETH20	01	2412	MCS0	Single RU	RU 26/0
Mode 41	2400-2483.5	CDD 0+2	802.11be ETH20	01	2412	MCS0	Single RU	RU 52/37
Mode 42	2400-2483.5	CDD 0+2	802.11be ETH20	01	2412	MCS0	Single RU	RU 106/53
Mode 43	2400-2483.5	CDD 0+2	802.11be ETH20	11	2462	MCS0	Single RU	RU 26/8
Mode 44	2400-2483.5	CDD 0+2	802.11be ETH20	11	2462	MCS0	Single RU	RU 52/40
Mode 45	2400-2483.5	CDD 0+2	802.11be ETH20	11	2462	MCS0	Single RU	RU 106/54
Mode 46	2400-2483.5	CDD 0+2	802.11be ETH20	01	2412	MCS0	Small RU 52+26	RU 38+1
Mode 47	2400-2483.5	CDD 0+2	802.11be	01	2412	MCS0	Small RU	RU 53+4

Mode	Band (MHz)	Antenna	Modulation	Channel	Frequency	Data Rate	RU	Remark
			ETH20				106+26	
Mode 48	2400-2483.5	CDD 0+2	802.11be ETH20	11	2462	MCS0	Small RU 52+26	RU 39+7
Mode 49	2400-2483.5	CDD 0+2	802.11be ETH20	11	2462	MCS0	Small RU 106+26	RU 54+4
Mode 50	2400-2483.5	CDD 0+2	802.11be ETH20	11	2462	MCS0	-	LF
Mode 55	2400-2483.5	CDD 0+2	802.11be ETH20	11	2462	MCS0	-	-
	WPT TX For Pen							

Summary of each worse mode

Mode	Modulation	Ch.	Freq. (MHz)	Level (dBuV/m)	Limit (dBuV/m)	Margin (dB)	Pol.	Peak Avg.	Result	Remark
21	802.11b	01	2386.31	50.15	54.00	-3.85	V	AVERAGE	Pass	Band Edge
21	802.11b	01	4824.00	35.19	54.00	-18.81	V	Average	Pass	Harmonic
22	802.11b	06	2489.23	40.80	54.00	-13.20	V	AVERAGE	Pass	Band Edge
22	802.11b	06	4874.00	35.32	54.00	-18.68	V	Average	Pass	Harmonic
23	802.11b	11	2486.70	44.15	54.00	-9.85	V	AVERAGE	Pass	Band Edge
23	802.11b	11	4924.00	34.99	54.00	-19.01	V	Average	Pass	Harmonic
24	802.11g	01	2389.95	41.90	54.00	-12.10	V	AVERAGE	Pass	Band Edge
24	802.11g	01	4824.00	44.68	74.00	-29.32	H	Peak	Pass	Harmonic
25	802.11g	06	2493.45	40.59	54.00	-13.41	V	AVERAGE	Pass	Band Edge
25	802.11g	06	7311.00	45.21	74.00	-28.79	V	Peak	Pass	Harmonic
26	802.11g	11	2483.51	47.62	54.00	-6.38	V	AVERAGE	Pass	Band Edge
26	802.11g	11	7386.00	44.39	74.00	-29.61	H	Peak	Pass	Harmonic
27	802.11g	01	2389.95	47.78	54.00	-6.22	V	AVERAGE	Pass	Band Edge
27	802.11g	01	4824.00	44.68	74.00	-29.32	V	Peak	Pass	Harmonic
28	802.11g	06	2493.76	41.58	54.00	-12.42	V	AVERAGE	Pass	Band Edge
28	802.11g	06	7311.00	45.69	74.00	-28.31	H	Peak	Pass	Harmonic
29	802.11g	11	2483.51	48.18	54.00	-5.82	V	AVERAGE	Pass	Band Edge
29	802.11g	11	7386.00	45.48	74.00	-28.52	H	Peak	Pass	Harmonic
30	802.11n HT20	01	2389.95	47.85	54.00	-6.15	V	AVERAGE	Pass	Band Edge
30	802.11n HT20	01	4824.00	44.52	74.00	-29.48	H	Peak	Pass	Harmonic
31	802.11n HT20	06	2389.88	38.90	54.00	-15.10	V	AVERAGE	Pass	Band Edge
31	802.11n HT20	06	7311.00	46.11	74.00	-27.89	V	Peak	Pass	Harmonic
32	802.11n HT20	11	2483.55	49.87	54.00	-4.13	V	AVERAGE	Pass	Band Edge
32	802.11n HT20	11	7386.00	43.87	74.00	-30.13	H	Peak	Pass	Harmonic
33	802.11n HT40	03	2388.18	49.91	54.00	-4.09	V	AVERAGE	Pass	Band Edge
33	802.11n HT40	03	-	-	-	-	-	-	-	Harmonic
34	802.11n HT40	09	2484.50	50.43	54.00	-3.57	V	AVERAGE	Pass	Band Edge
34	802.11n HT40	09	-	-	-	-	-	-	-	Harmonic
35	802.11be ETH20	01	2389.56	50.24	54.00	-3.76	V	AVERAGE	Pass	Band Edge
35	802.11be ETH20	01	4824.00	44.54	74.00	-29.46	H	Peak	Pass	Harmonic
36	802.11be ETH20	06	2488.28	40.91	54.00	-13.09	V	AVERAGE	Pass	Band Edge
36	802.11be ETH20	06	7311.00	46.36	74.00	-27.64	V	Peak	Pass	Harmonic
37	802.11be ETH20	11	2483.55	50.84	54.00	-3.16	V	AVERAGE	Pass	Band Edge
37	802.11be ETH20	11	7440.00	46.01	74.00	-27.99	V	PEAK	Pass	Harmonic
38	802.11be ETH40	03	2388.18	50.81	54.00	-3.19	V	AVERAGE	Pass	Band Edge
38	802.11be ETH40	03	-	-	-	-	-	-	-	Harmonic
39	802.11be ETH40	09	2484.45	50.77	54.00	-3.23	V	AVERAGE	Pass	Band Edge
39	802.11be ETH40	09	-	-	-	-	-	-	-	Harmonic
40	802.11be ETH20	01	2342.89	38.98	54.00	-15.02	V	AVERAGE	Pass	Band Edge
40	802.11be	01	-	-	-	-	-	-	-	Harmonic

Mode	Modulation	Ch.	Freq. (MHz)	Level (dBuV/m)	Limit (dBuV/m)	Margin (dB)	Pol.	Peak Avg.	Result	Remark
	ETH20									
41	802.11be ETH20	01	2342.89	40.55	54.00	-13.45	V	AVERAGE	Pass	Band Edge
41	802.11be ETH20	01	-	-	-	-	-	-	-	Harmonic
42	802.11be ETH20	01	2350.17	41.99	54.00	-12.01	V	AVERAGE	Pass	Band Edge
42	802.11be ETH20	01	-	-	-	-	-	-	-	Harmonic
43	802.11be ETH20	11	2487.42	35.68	54.00	-18.32	V	AVERAGE	Pass	Band Edge
43	802.11be ETH20	11	-	-	-	-	-	-	-	Harmonic
44	802.11be ETH20	11	2483.51	41.06	54.00	-12.94	V	AVERAGE	Pass	Band Edge
44	802.11be ETH20	11	-	-	-	-	-	-	-	Harmonic
45	802.11be ETH20	11	2483.70	38.90	54.00	-15.10	V	AVERAGE	Pass	Band Edge
45	802.11be ETH20	11	-	-	-	-	-	-	-	Harmonic
46	802.11be ETH20	01	2350.30	43.67	54.00	-10.33	V	AVERAGE	Pass	Band Edge
46	802.11be ETH20	01	-	-	-	-	-	-	-	Harmonic
47	802.11be ETH20	01	2350.04	43.04	54.00	-10.96	V	AVERAGE	Pass	Band Edge
47	802.11be ETH20	01	-	-	-	-	-	-	-	Harmonic
48	802.11be ETH20	11	2483.58	50.69	54.00	-3.31	V	AVERAGE	Pass	Band Edge
48	802.11be ETH20	11	-	-	-	-	-	-	-	Harmonic
49	802.11be ETH20	11	2483.51	50.32	54.00	-3.68	V	AVERAGE	PASS	Band Edge
49	802.11be ETH20	11	-	-	-	-	-	-	-	Harmonic
50	802.11be ETH20	11	84.32	28.36	40.00	-11.64	V	PEAK	PASS	LF
55	802.11be EHT20	11	2483.66	49.05	54.00	-4.95	V	AVERAGE	Pass	Band Edge
	802.11be EHT20	11	7386.00	46.18	74.00	-27.82	V	Peak	Pass	Harmonic

Mode	21	
	Band Edge	
	2400-2483.5_802.11b_CH01_2412MHz	
ANT	CDD 0+2	
Pol.	Horizontal	Fundamental
Peak	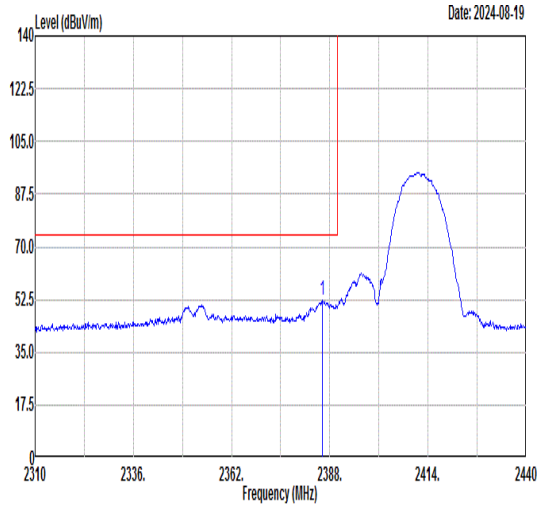 Freq Level Limit Line Margin (dB) Read Level Ant Factor Cable Loss Preamp Factor APos TPos Remark MHz dBuV/m dBuV/m dBuV dB/m dB dB cm deg 1 2386.05 52.13 74.00 -21.87 49.58 30.72 5.36 33.53 339 231 PEAK	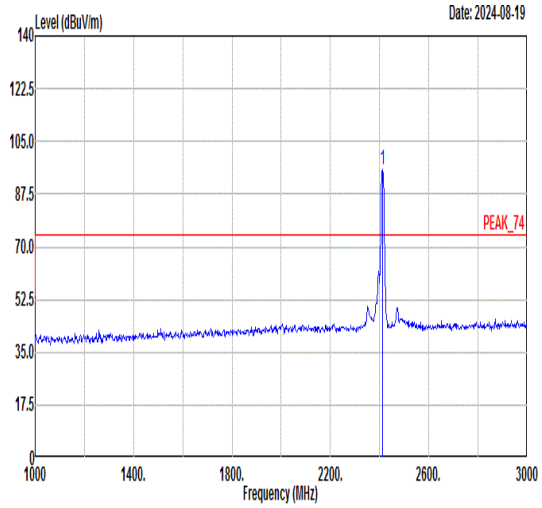 Freq Level Limit Line Margin (dB) Read Level Ant Factor Cable Loss Preamp Factor APos TPos Remark MHz dBuV/m dBuV/m dBuV dB/m dB dB cm deg 1 2412.00 95.44 ------ ------ 92.89 30.72 5.38 33.55 339 231 PEAK
Avg	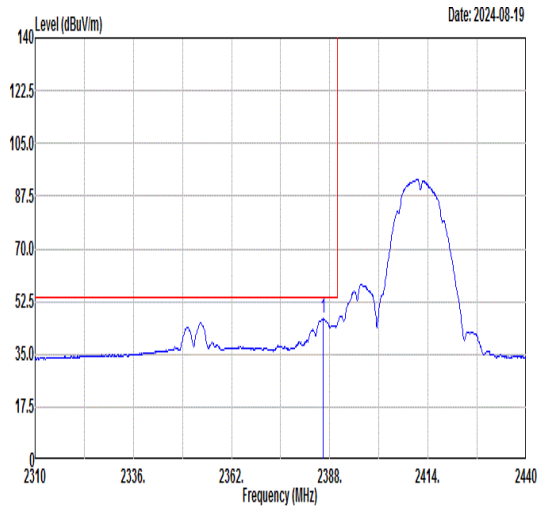 Freq Level Limit Line Margin (dB) Read Level Ant Factor Cable Loss Preamp Factor APos TPos Remark MHz dBuV/m dBuV/m dBuV dB/m dB dB cm deg 1 2386.31 46.83 54.00 -7.17 44.28 30.72 5.36 33.53 339 231 AVERAGE	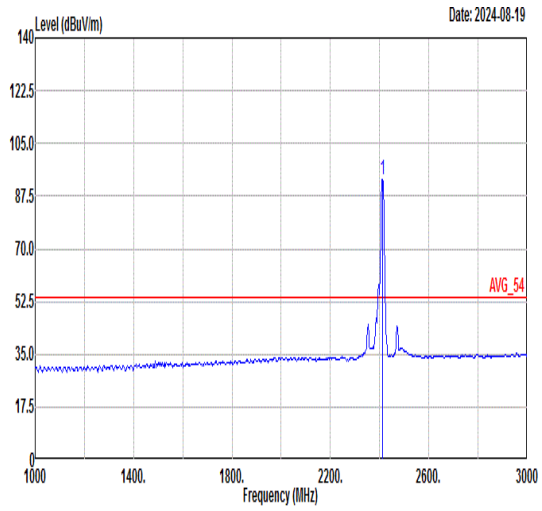 Freq Level Limit Line Margin (dB) Read Level Ant Factor Cable Loss Preamp Factor APos TPos Remark MHz dBuV/m dBuV/m dBuV dB/m dB dB cm deg 1 2412.00 92.93 ------ ------ 90.38 30.72 5.38 33.55 339 231 AVERAGE

Mode	21	
	Band Edge	
	2400-2483.5_802.11b_CH01_2412MHz	
ANT	CDD 0+2	
Pol.	Vertical	Fundamental
Peak	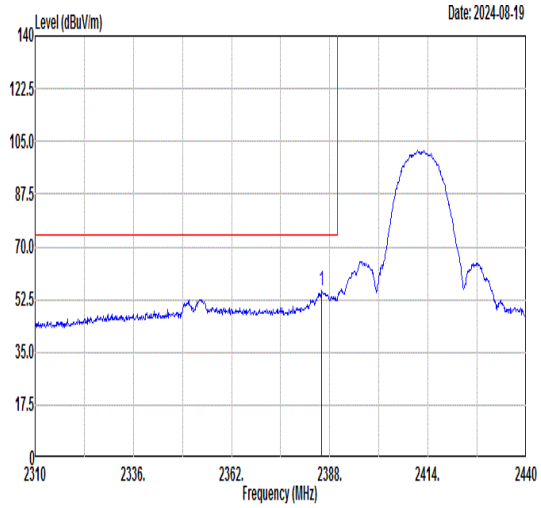 Freq Level Limit Line Margin (dB) Read Level Ant Factor Cable Loss Preamp Factor APos TPos Remark MHz dBuV/m dBuV/m dBuV dB/m dB dB cm deg 1 2385.92 55.36 74.00 -18.64 52.81 30.72 5.36 33.53 306 280 PEAK	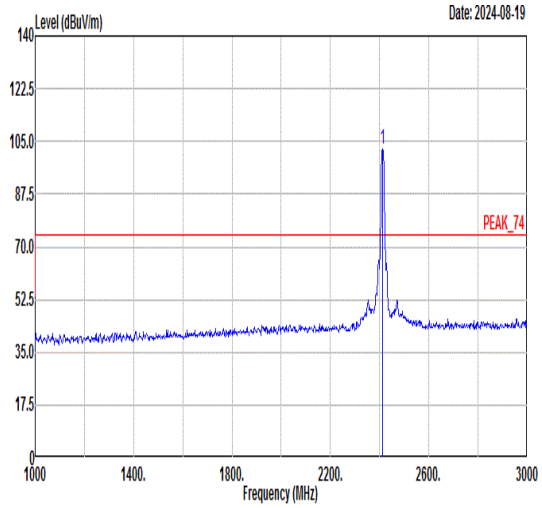 Freq Level Limit Line Margin (dB) Read Level Ant Factor Cable Loss Preamp Factor APos TPos Remark MHz dBuV/m dBuV/m dBuV dB/m dB dB cm deg 1 2412.00 102.44 ------ ------ 99.89 30.72 5.38 33.55 306 280 PEAK
Avg	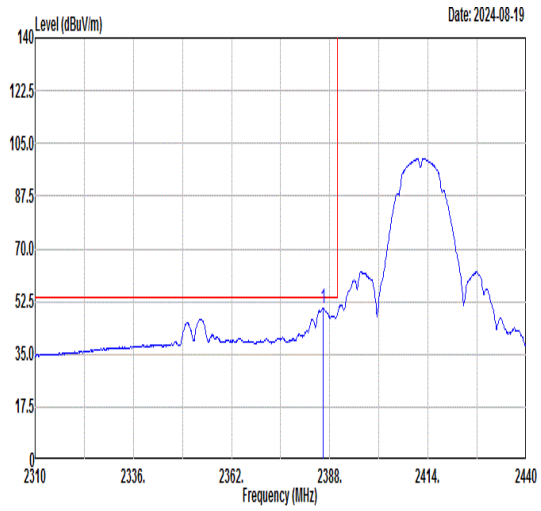 Freq Level Limit Line Margin (dB) Read Level Ant Factor Cable Loss Preamp Factor APos TPos Remark MHz dBuV/m dBuV/m dBuV dB/m dB dB cm deg 1 2386.31 50.15 54.00 -3.85 47.60 30.72 5.36 33.53 306 280 AVERAGE	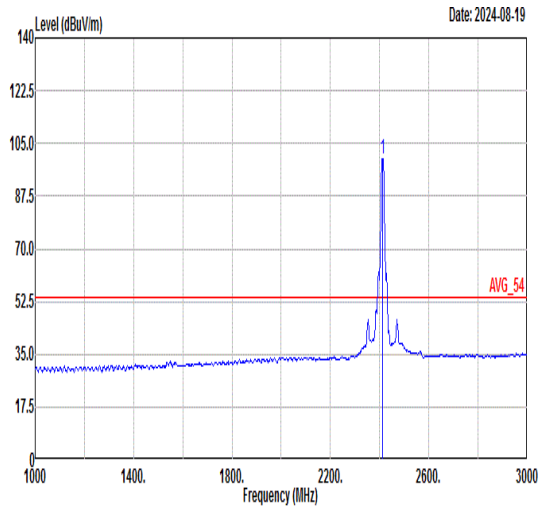 Freq Level Limit Line Margin (dB) Read Level Ant Factor Cable Loss Preamp Factor APos TPos Remark MHz dBuV/m dBuV/m dBuV dB/m dB dB cm deg 1 2412.00 99.95 ------ ------ 97.40 30.72 5.38 33.55 306 280 AVERAGE

Mode	21	
	Harmonic	
	2400-2483.5_802.11b_CH01_2412MHz	
ANT	CDD 0+2	
Pol.	Horizontal	Vertical
Peak Avg	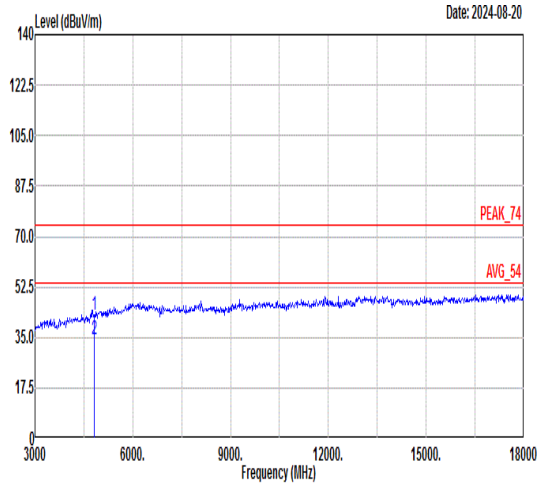 Freq Level Limit Line Margin Read Level Ant Factor Cable Loss Preamp Factor APos TPos Remark MHz dBuV/m dBuV/m dB dBuV dB/m dB dB cm deg 1 4824.00 42.75 74.00 -31.25 62.94 35.78 8.88 64.85 100 86 Peak 2 4824.00 34.16 54.00 -19.84 54.35 35.78 8.88 64.85 100 86 Average	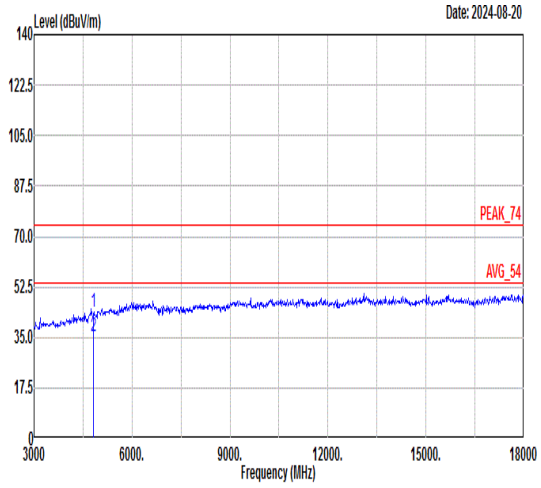 Freq Level Limit Line Margin Read Level Ant Factor Cable Loss Preamp Factor APos TPos Remark MHz dBuV/m dBuV/m dB dBuV dB/m dB dB cm deg 1 4824.00 43.69 74.00 -30.31 63.88 35.78 8.88 64.85 100 98 Peak 2 4824.00 35.19 54.00 -18.81 55.38 35.78 8.88 64.85 100 98 Average

Mode	22	
	Band Edge - L	
	2400-2483.5_802.11b_CH06_2437MHz	
ANT	CDD 0+2	
Pol.	Horizontal	Fundamental
Peak	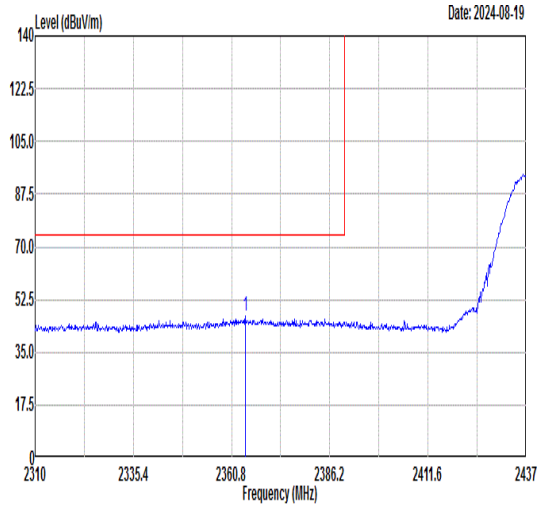 Freq Level Limit Line Margin (dB) Read Level Ant Factor Cable Loss Preamp Factor APos TPos Remark MHz dBuV/m dBuV/m dBuV dB/m dB dB cm deg 1 2364.36 46.82 74.00 -27.18 44.27 30.73 5.34 33.52 345 235 PEAK	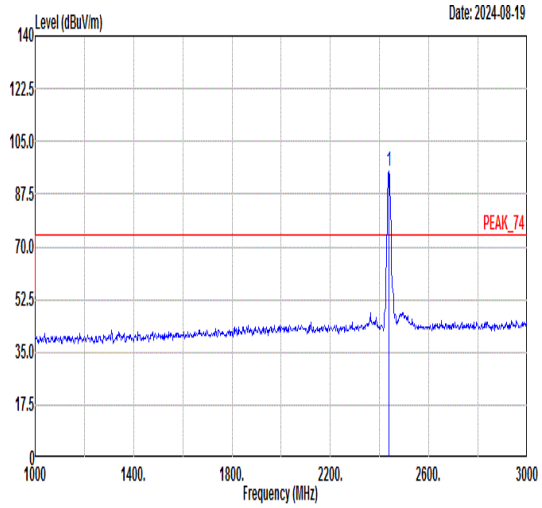 Freq Level Limit Line Margin (dB) Read Level Ant Factor Cable Loss Preamp Factor APos TPos Remark MHz dBuV/m dBuV/m dBuV dB/m dB dB cm deg 1 2437.00 94.85 ------ ------ 92.29 30.71 5.41 33.56 345 235 PEAK
Avg	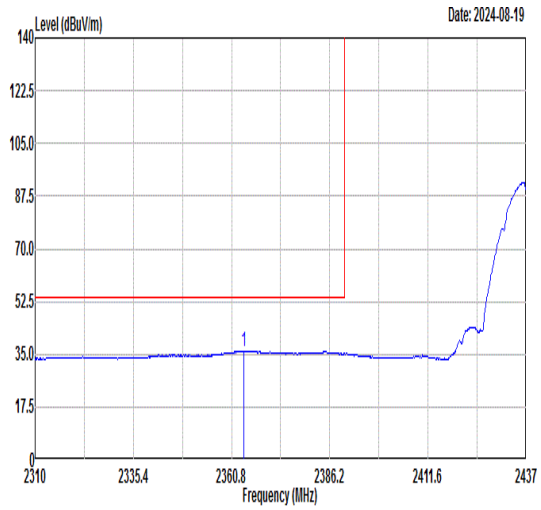 Freq Level Limit Line Margin (dB) Read Level Ant Factor Cable Loss Preamp Factor APos TPos Remark MHz dBuV/m dBuV/m dBuV dB/m dB dB cm deg 1 2363.98 35.98 54.00 -18.02 33.43 30.73 5.34 33.52 345 235 AVERAGE	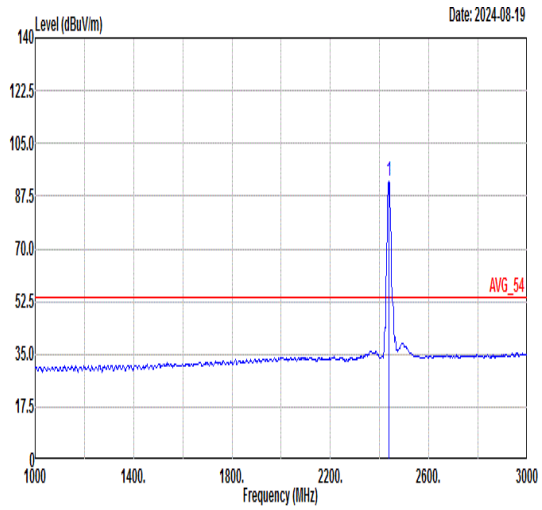 Freq Level Limit Line Margin (dB) Read Level Ant Factor Cable Loss Preamp Factor APos TPos Remark MHz dBuV/m dBuV/m dBuV dB/m dB dB cm deg 1 2437.00 92.58 ------ ------ 90.02 30.71 5.41 33.56 345 235 AVERAGE

Mode	22	
	Band Edge - R	
	2400-2483.5_802.11b_CH06_2437MHz	
ANT	CDD 0+2	
Pol.	Horizontal	Fundamental
Peak	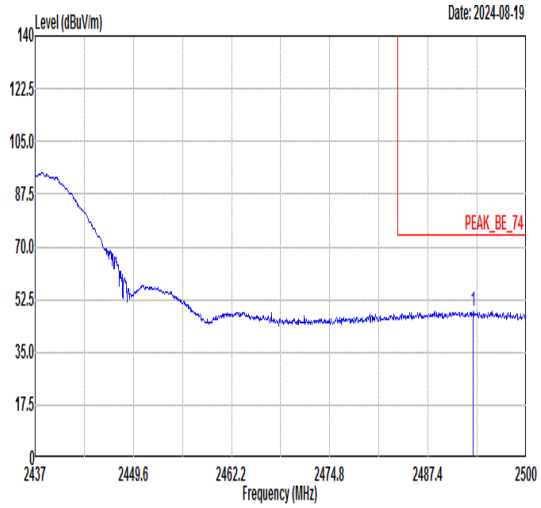 Freq Level Limit Line Margin (dB) Read Level Ant Factor Cable Loss Preamp Factor APos TPos Remark MHz dBuV/m dBuV/m dBuV dB/m dB dB cm deg 1 2493.20 48.72 74.00 -25.28 46.15 30.70 5.47 33.60 345 235 PEAK	Blank
Avg	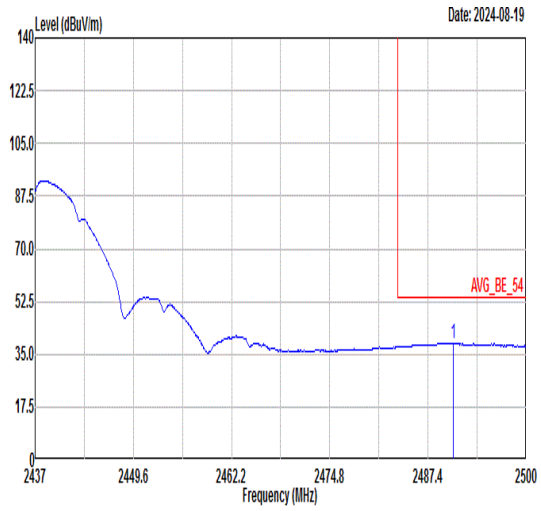 Freq Level Limit Line Margin (dB) Read Level Ant Factor Cable Loss Preamp Factor APos TPos Remark MHz dBuV/m dBuV/m dBuV dB/m dB dB cm deg 1 2490.61 38.72 54.00 -15.28 36.14 30.70 5.47 33.59 345 235 AVERAGE	Blank

Mode	22	
	Band Edge - L	
	2400-2483.5_802.11b_CH06_2437MHz	
ANT	CDD 0+2	
Pol.	Vertical	Fundamental
Peak	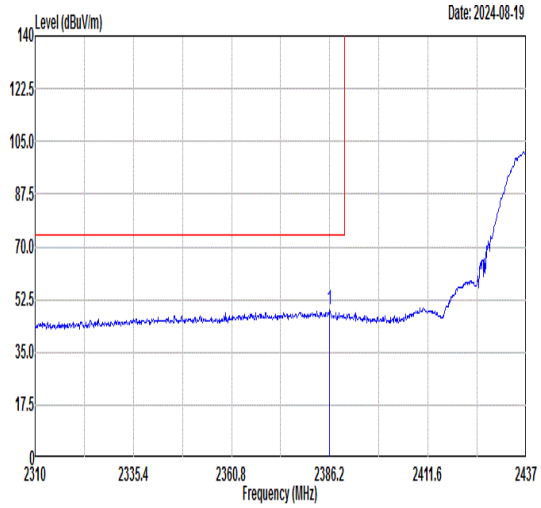 Freq Level Limit Line Margin (dB) Read Level Ant Factor Cable Loss Preamp Factor APos TPos Remark MHz dBuV/m dBuV/m dBuV dB/m dB dB cm deg 1 2386.20 48.90 74.00 -25.10 46.35 30.72 5.36 33.53 400 283 PEAK	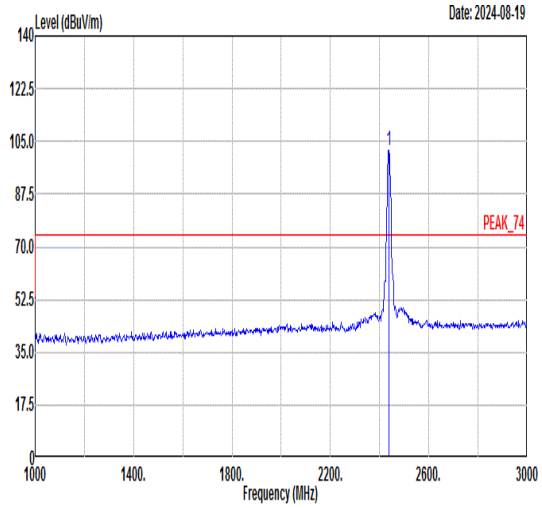 Freq Level Limit Line Margin (dB) Read Level Ant Factor Cable Loss Preamp Factor APos TPos Remark MHz dBuV/m dBuV/m dBuV dB/m dB dB cm deg 1 2437.00 102.14 ------ ------ 99.58 30.71 5.41 33.56 400 283 PEAK
Avg	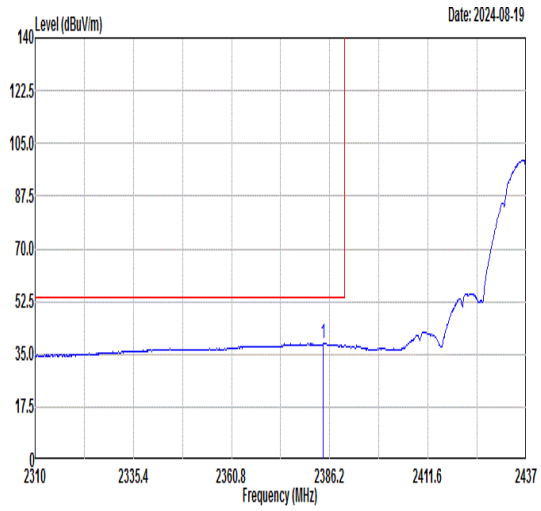 Freq Level Limit Line Margin (dB) Read Level Ant Factor Cable Loss Preamp Factor APos TPos Remark MHz dBuV/m dBuV/m dBuV dB/m dB dB cm deg 1 2384.55 38.79 54.00 -15.21 36.25 30.72 5.35 33.53 400 283 AVERAGE	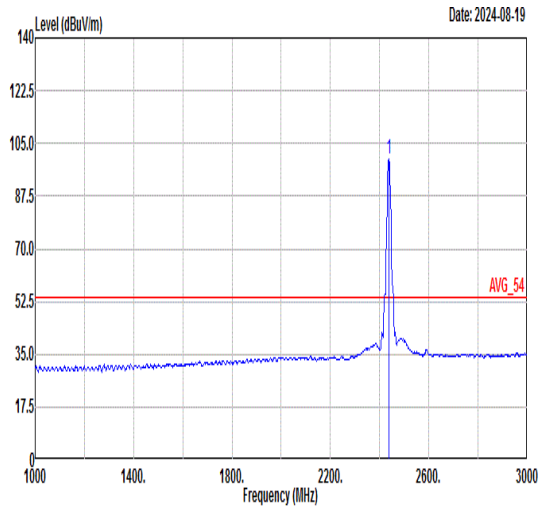 Freq Level Limit Line Margin (dB) Read Level Ant Factor Cable Loss Preamp Factor APos TPos Remark MHz dBuV/m dBuV/m dBuV dB/m dB dB cm deg 1 2437.00 99.75 ------ ------ 97.19 30.71 5.41 33.56 400 283 AVERAGE

Mode	22	
	Band Edge - R	
	2400-2483.5_802.11b_CH06_2437MHz	
ANT	CDD 0+2	
Pol.	Vertical	Fundamental
Peak	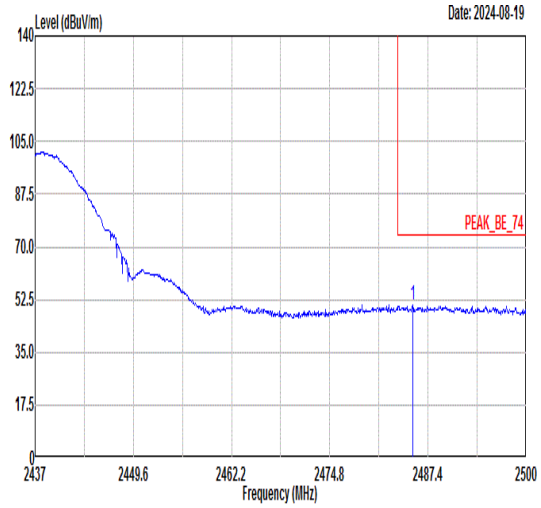 Freq Level Limit Line Margin (dB) Read Level Ant Factor Cable Loss Preamp Factor APos TPos Remark MHz dBuV/m dBuV/m dBuV dB/m dB dB cm deg 1 2485.45 50.59 74.00 -23.41 48.02 30.70 5.46 33.59 400 283 PEAK	Blank
Avg	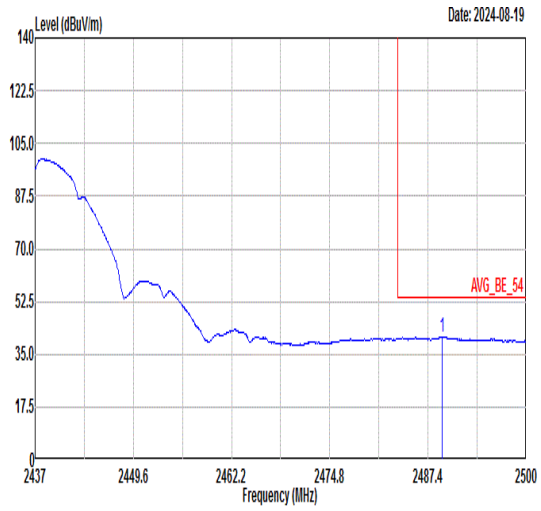 Freq Level Limit Line Margin (dB) Read Level Ant Factor Cable Loss Preamp Factor APos TPos Remark MHz dBuV/m dBuV/m dBuV dB/m dB dB cm deg 1 2489.23 40.80 54.00 -13.20 38.22 30.70 5.47 33.59 400 283 AVERAGE	Blank

Mode	22	
	Harmonic	
	2400-2483.5_802.11b_CH06_2437MHz	
ANT	CDD 0+2	
Pol.	Horizontal	Vertical
Peak Avg	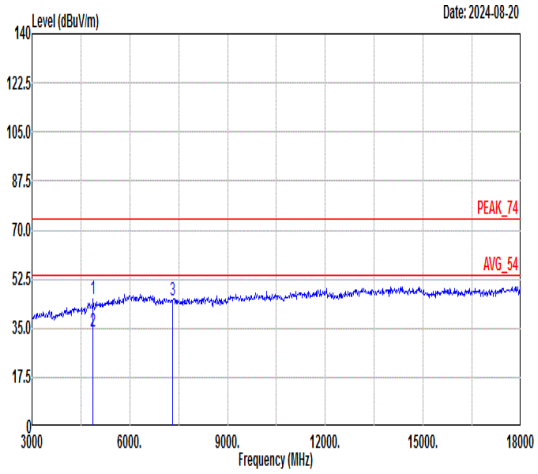 Freq Level Limit Line Margin Read Level Ant Factor Cable Loss Preamp Factor APos TPos Remark MHz dBuV/m dBuV/m dB dBuV dB/m dB dB cm deg 1 4874.00 45.36 74.00 -28.64 65.61 35.90 8.72 64.87 100 105 Peak 2 4874.00 33.89 54.00 -20.11 54.14 35.90 8.72 64.87 100 105 Average 3 7311.00 44.97 74.00 -29.03 62.77 36.88 10.18 64.86 --- --- Peak	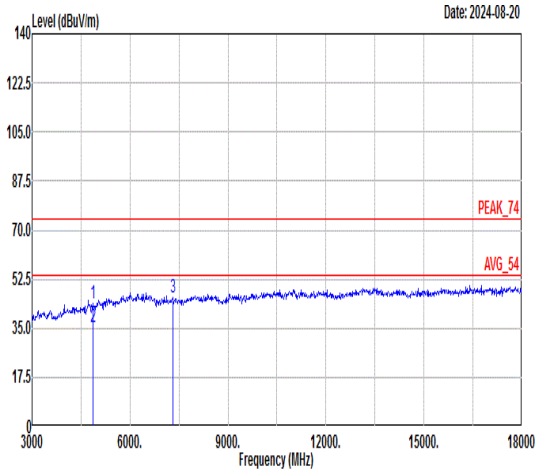 Freq Level Limit Line Margin Read Level Ant Factor Cable Loss Preamp Factor APos TPos Remark MHz dBuV/m dBuV/m dB dBuV dB/m dB dB cm deg 1 4874.00 43.61 74.00 -30.39 63.86 35.90 8.72 64.87 100 112 Peak 2 4874.00 35.32 54.00 -18.68 55.57 35.90 8.72 64.87 100 112 Average 3 7311.00 46.21 74.00 -27.79 64.01 36.88 10.18 64.86 --- --- Peak

Mode	23	
	Band Edge	
	2400-2483.5_802.11b_CH11_2462MHz	
ANT	CDD 0+2	
Pol.	Horizontal	Fundamental
Peak	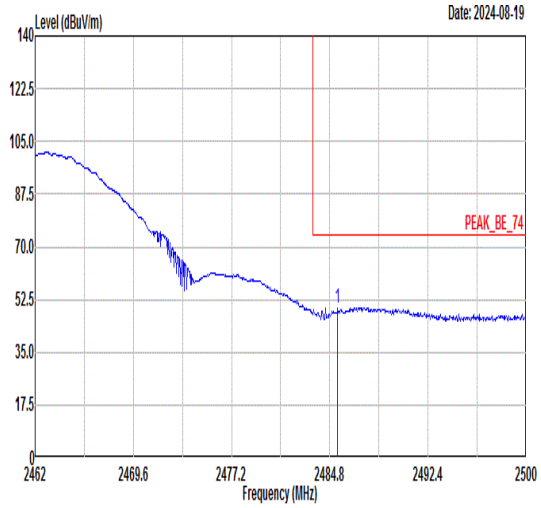 Freq Level Limit Line Margin (dB) Read Level Ant Factor Cable Loss Preamp Factor APos TPos Remark 1 2485.41 49.90 74.00 -24.10 47.33 30.70 5.46 33.59 344 235 PEAK	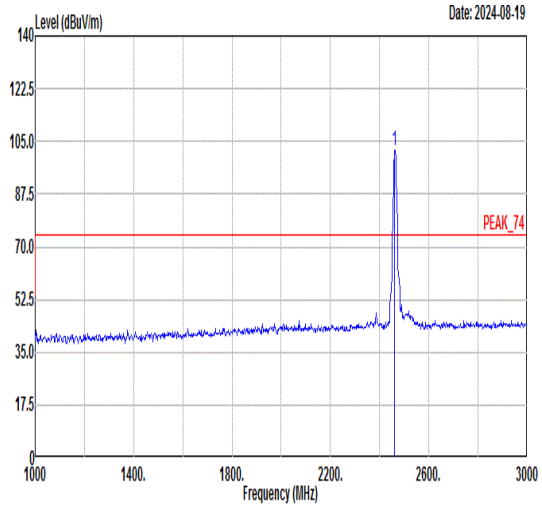 Freq Level Limit Line Margin (dB) Read Level Ant Factor Cable Loss Preamp Factor APos TPos Remark 1 2462.00 101.94 ------ ------ 99.37 30.71 5.44 33.58 344 235 PEAK
Avg	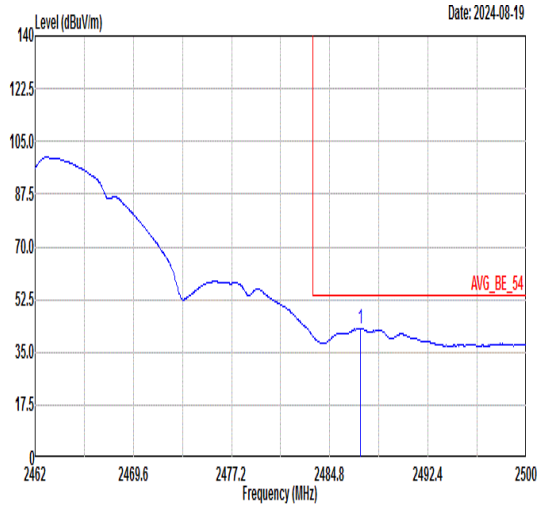 Freq Level Limit Line Margin (dB) Read Level Ant Factor Cable Loss Preamp Factor APos TPos Remark 1 2487.19 42.84 54.00 -11.16 40.27 30.70 5.46 33.59 344 235 AVERAGE	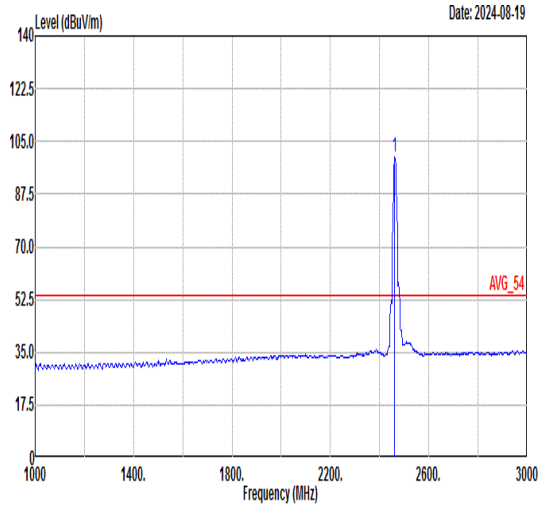 Freq Level Limit Line Margin (dB) Read Level Ant Factor Cable Loss Preamp Factor APos TPos Remark 1 2462.00 99.62 ------ ------ 97.05 30.71 5.44 33.58 344 235 AVERAGE

Mode	23	
	Band Edge	
	2400-2483.5_802.11b_CH11_2462MHz	
ANT	CDD 0+2	
Pol.	Vertical	Fundamental
Peak	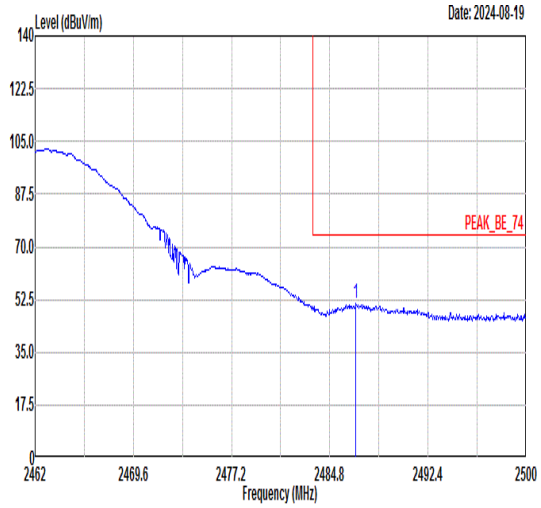 Freq Level Limit Line Margin (dB) Read Level Ant Factor Cable Loss Preamp Factor APos TPos Remark MHz dBuV/m dBuV/m dBuV dB/m dB dB cm deg 1 2486.81 50.99 74.00 -23.01 48.42 30.70 5.46 33.59 400 280 PEAK	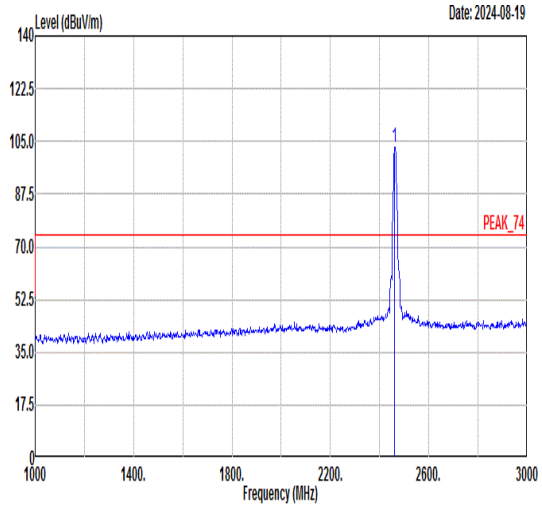 Freq Level Limit Line Margin (dB) Read Level Ant Factor Cable Loss Preamp Factor APos TPos Remark MHz dBuV/m dBuV/m dBuV dB/m dB dB cm deg 1 2462.00 103.24 ------ ------ 100.67 30.71 5.44 33.58 400 280 PEAK
Avg	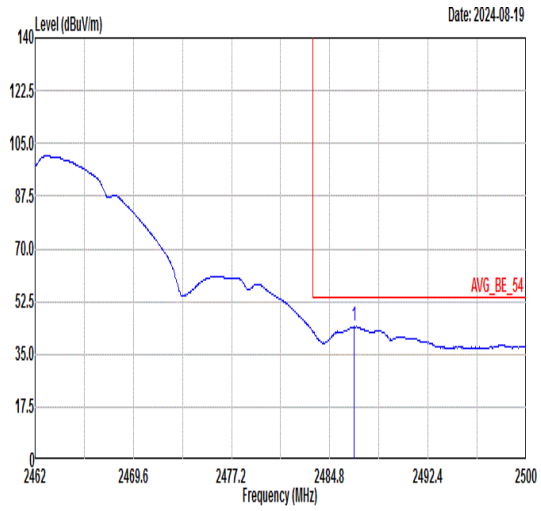 Freq Level Limit Line Margin (dB) Read Level Ant Factor Cable Loss Preamp Factor APos TPos Remark MHz dBuV/m dBuV/m dBuV dB/m dB dB cm deg 1 2486.70 44.15 54.00 -9.85 41.58 30.70 5.46 33.59 400 280 AVERAGE	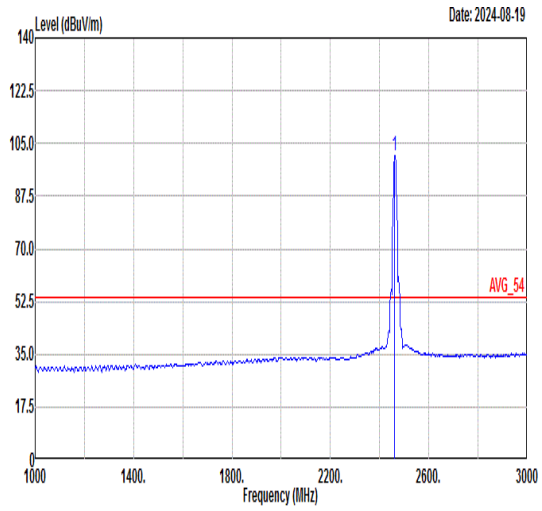 Freq Level Limit Line Margin (dB) Read Level Ant Factor Cable Loss Preamp Factor APos TPos Remark MHz dBuV/m dBuV/m dBuV dB/m dB dB cm deg 1 2462.00 100.82 ------ ------ 98.25 30.71 5.44 33.58 400 280 AVERAGE

Mode	23	
	Harmonic	
	2400-2483.5_802.11b_CH11_2462MHz	
ANT	CDD 0+2	
Pol.	Horizontal	Vertical
Peak Avg	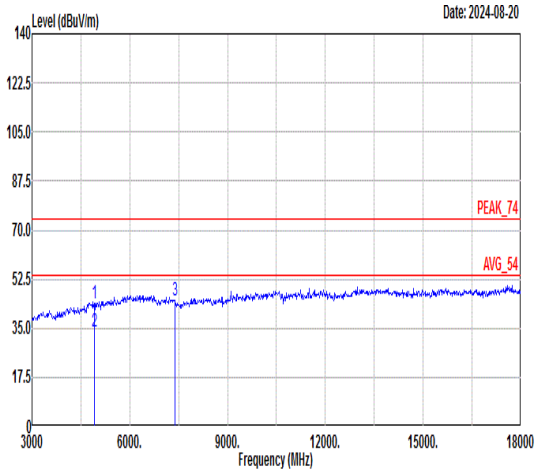 Freq Level Limit Line Margin Read Level Ant Factor Cable Loss Preamp Factor APos TPos Remark MHz dBuV/m dBuV/m dB dBuV dB/m dB dB cm deg 1 4924.00 44.03 74.00 -29.97 64.33 36.02 8.57 64.89 100 134 Peak 2 4924.00 33.95 54.00 -20.05 54.25 36.02 8.57 64.89 100 134 Average 3 7386.00 44.95 74.00 -29.05 62.78 36.85 10.18 64.86 --- --- Peak	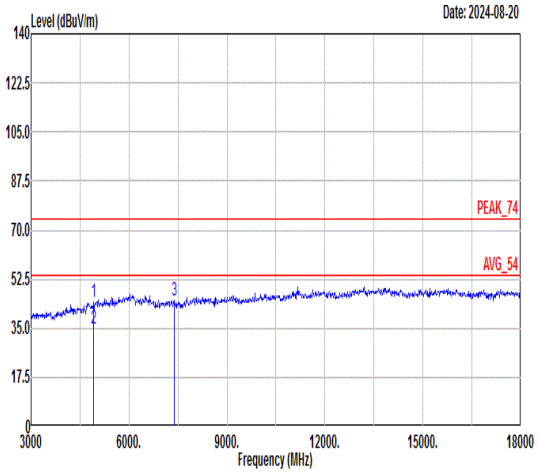 Freq Level Limit Line Margin Read Level Ant Factor Cable Loss Preamp Factor APos TPos Remark MHz dBuV/m dBuV/m dB dBuV dB/m dB dB cm deg 1 4924.00 44.15 74.00 -29.85 64.45 36.02 8.57 64.89 100 133 Peak 2 4924.00 34.99 54.00 -19.01 55.29 36.02 8.57 64.89 100 133 Average 3 7386.00 45.04 74.00 -28.96 62.87 36.85 10.18 64.86 --- --- Peak

Mode	24	
	Band Edge	
	2400-2483.5_802.11g_CH01_2412MHz	
ANT	0	
Pol.	Horizontal	Fundamental
Peak	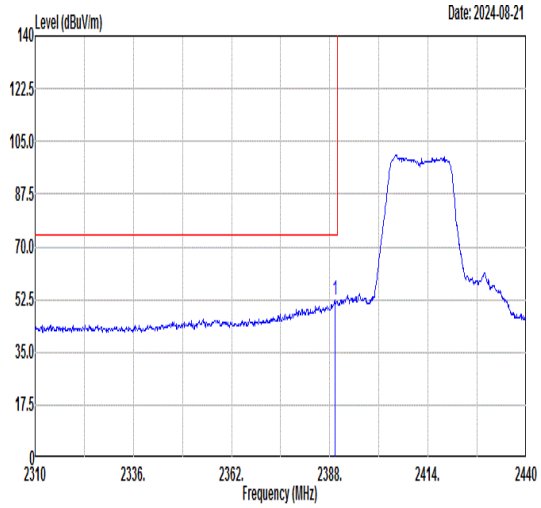 Freq Level Limit Line Margin (dB) Read Level Ant Factor Cable Loss Preamp Factor APos TPos Remark MHz dBuV/m dBuV/m dBuV dB/m dB dB cm deg 1 2389.30 52.12 74.00 -21.88 49.57 30.72 5.36 33.53 300 246 PEAK	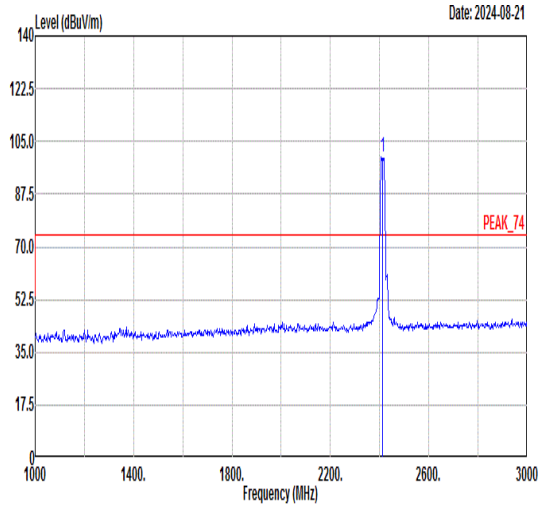 Freq Level Limit Line Margin (dB) Read Level Ant Factor Cable Loss Preamp Factor APos TPos Remark MHz dBuV/m dBuV/m dBuV dB/m dB dB cm deg 1 2412.00 99.67 ------ ------ 97.12 30.72 5.37 33.54 300 246 PEAK
Avg	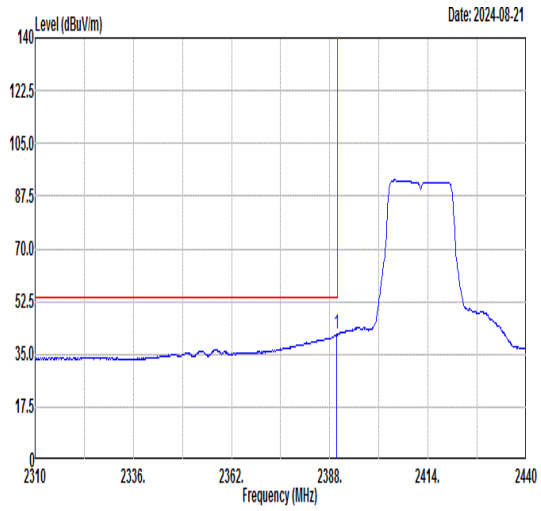 Freq Level Limit Line Margin (dB) Read Level Ant Factor Cable Loss Preamp Factor APos TPos Remark MHz dBuV/m dBuV/m dBuV dB/m dB dB cm deg 1 2389.82 41.48 54.00 -12.52 38.93 30.72 5.36 33.53 300 246 AVERAGE	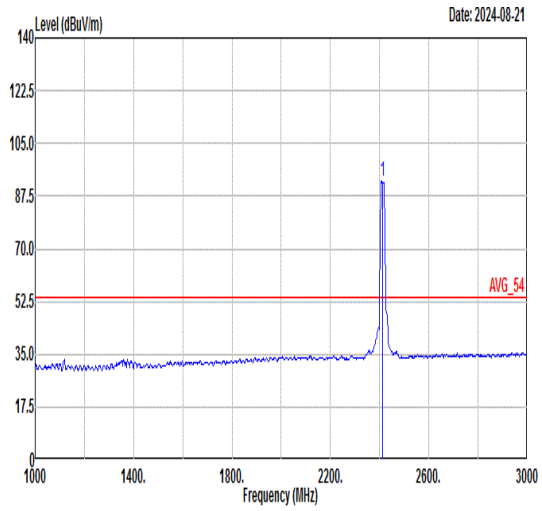 Freq Level Limit Line Margin (dB) Read Level Ant Factor Cable Loss Preamp Factor APos TPos Remark MHz dBuV/m dBuV/m dBuV dB/m dB dB cm deg 1 2412.00 92.60 ------ ------ 90.05 30.72 5.37 33.54 300 246 AVERAGE

Mode	24	
	Band Edge	
	2400-2483.5_802.11g_CH01_2412MHz	
ANT	0	
Pol.	Vertical	Fundamental
Peak	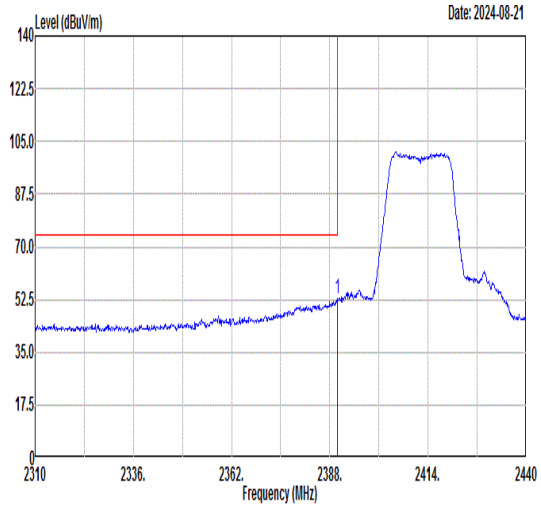 Freq Level Limit Line Margin (dB) Read Level Ant Factor Cable Loss Preamp Factor APos TPos Remark MHz dBuV/m dBuV/m dBuV dB/m dB dB cm deg 1 2389.95 52.84 74.00 -21.16 50.29 30.72 5.36 33.53 400 334 PEAK	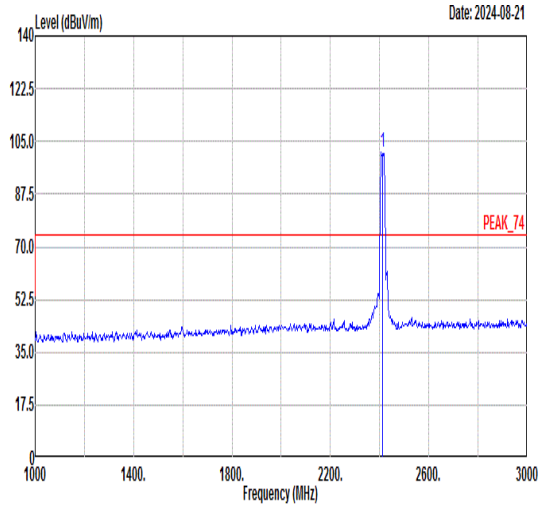 Freq Level Limit Line Margin (dB) Read Level Ant Factor Cable Loss Preamp Factor APos TPos Remark MHz dBuV/m dBuV/m dBuV dB/m dB dB cm deg 1 2412.00 101.24 ------ ------ 98.69 30.72 5.37 33.54 400 334 PEAK
Avg	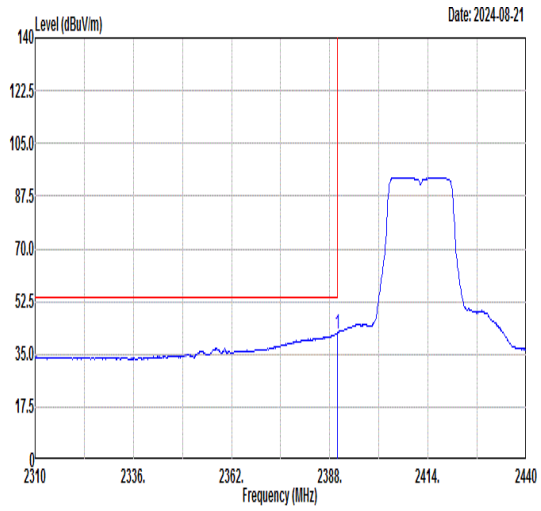 Freq Level Limit Line Margin (dB) Read Level Ant Factor Cable Loss Preamp Factor APos TPos Remark MHz dBuV/m dBuV/m dBuV dB/m dB dB cm deg 1 2389.95 41.90 54.00 -12.10 39.35 30.72 5.36 33.53 400 334 AVERAGE	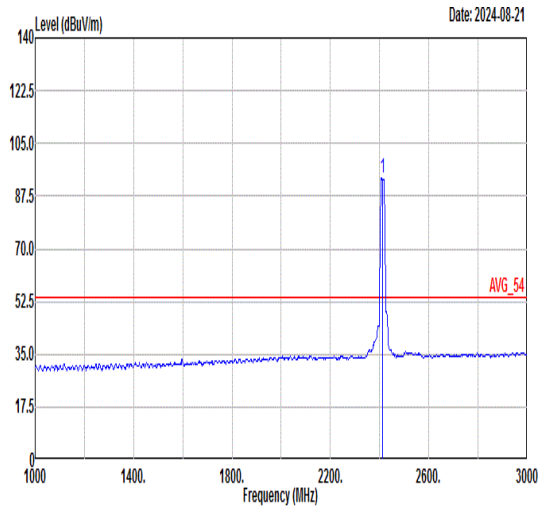 Freq Level Limit Line Margin (dB) Read Level Ant Factor Cable Loss Preamp Factor APos TPos Remark MHz dBuV/m dBuV/m dBuV dB/m dB dB cm deg 1 2412.00 93.43 ------ ------ 90.88 30.72 5.37 33.54 400 334 AVERAGE

Mode	24	
	Harmonic	
	2400-2483.5_802.11g_CH01_2412MHz	
ANT	0	
Pol.	Horizontal	Vertical
Peak Avg	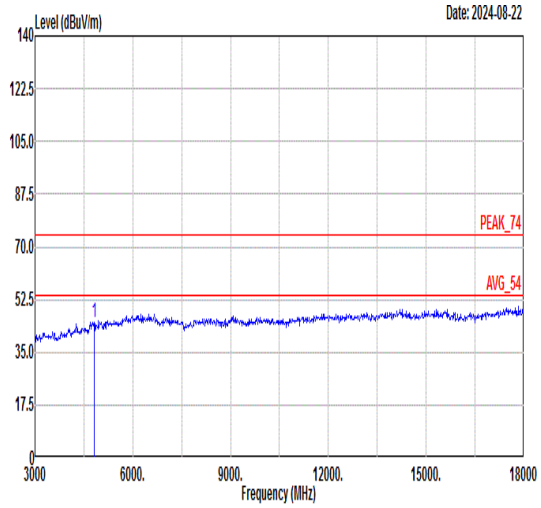 Freq Level Limit Line Margin Read Level Ant Factor Cable Loss Preamp Factor APos TPos Remark MHz dBuV/m dBuV/m dB dBuV dB/m dB dB cm deg 1 4824.00 44.68 74.00 -29.32 64.87 35.78 8.88 64.85 --- --- Peak	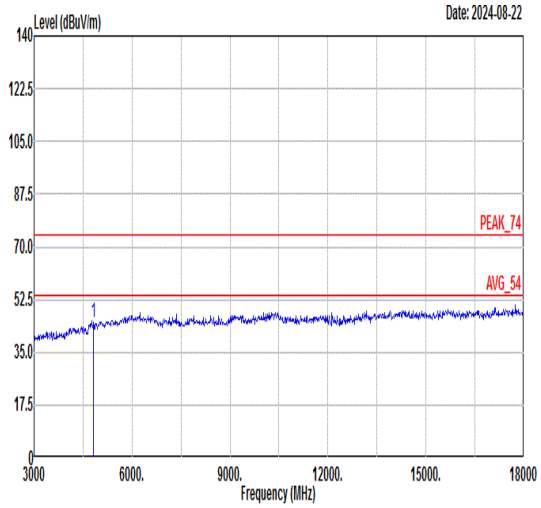 Freq Level Limit Line Margin Read Level Ant Factor Cable Loss Preamp Factor APos TPos Remark MHz dBuV/m dBuV/m dB dBuV dB/m dB dB cm deg 1 4824.00 44.65 74.00 -29.35 64.84 35.78 8.88 64.85 --- --- Peak

Mode	25	
	Band Edge - L	
	2400-2483.5_802.11g_CH06_2437MHz	
ANT	0	
Pol.	Horizontal	Fundamental
Peak	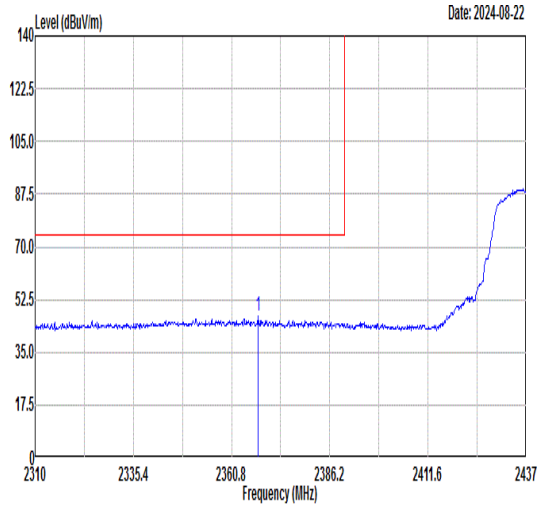 Freq Level Limit Line Margin (dB) Read Level Ant Factor Cable Loss Preamp Factor APos TPos Remark MHz dBuV/m dBuV/m dBuV dB/m dB dB cm deg 1 2367.66 46.89 74.00 -27.11 44.34 30.73 5.34 33.52 200 119 PEAK	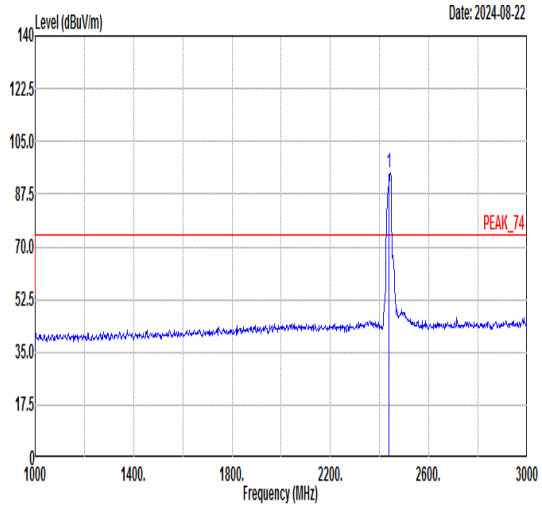 Freq Level Limit Line Margin (dB) Read Level Ant Factor Cable Loss Preamp Factor APos TPos Remark MHz dBuV/m dBuV/m dBuV dB/m dB dB cm deg 1 2437.00 94.33 ------ ------ 91.77 30.71 5.42 33.57 200 119 PEAK
Avg	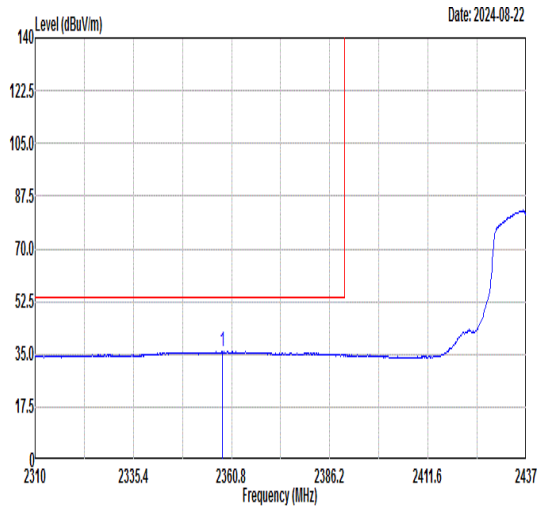 Freq Level Limit Line Margin (dB) Read Level Ant Factor Cable Loss Preamp Factor APos TPos Remark MHz dBuV/m dBuV/m dBuV dB/m dB dB cm deg 1 2358.39 35.83 54.00 -18.17 33.29 30.73 5.33 33.52 200 119 AVERAGE	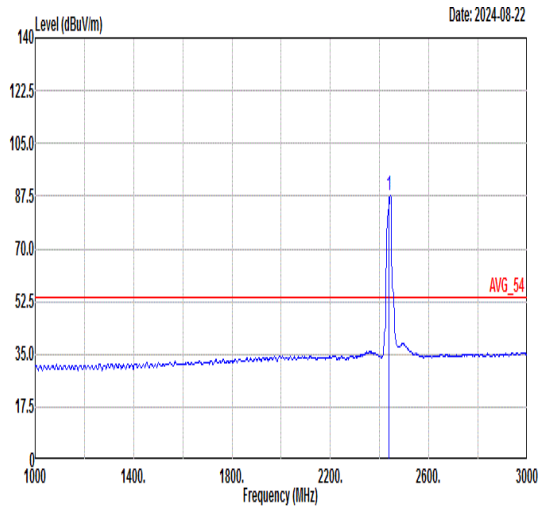 Freq Level Limit Line Margin (dB) Read Level Ant Factor Cable Loss Preamp Factor APos TPos Remark MHz dBuV/m dBuV/m dBuV dB/m dB dB cm deg 1 2437.00 87.74 ------ ------ 85.18 30.71 5.42 33.57 200 119 AVERAGE

Mode	25	
	Band Edge - R	
	2400-2483.5_802.11g_CH06_2437MHz	
ANT	0	
Pol.	Horizontal	Fundamental
Peak	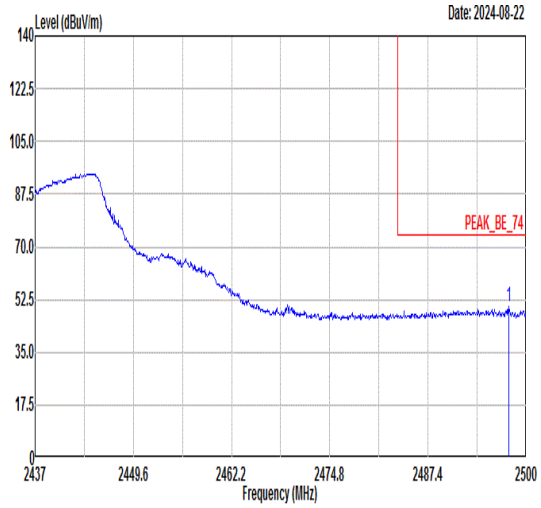 Freq Level Limit Line Margin (dB) Read Level Ant Factor Cable Loss Preamp Factor APos TPos Remark MHz dBuV/m dBuV/m dBuV dB/m dB dB cm deg 1 2497.80 50.01 74.00 -23.99 47.43 30.70 5.48 33.60 200 119 PEAK	Blank
Avg	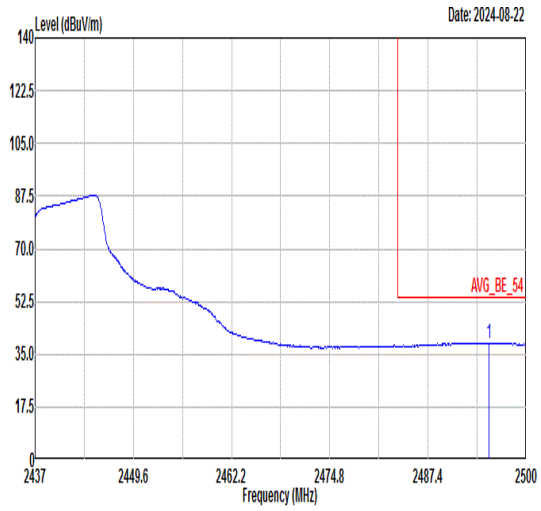 Freq Level Limit Line Margin (dB) Read Level Ant Factor Cable Loss Preamp Factor APos TPos Remark MHz dBuV/m dBuV/m dBuV dB/m dB dB cm deg 1 2495.21 38.76 54.00 -15.24 36.19 30.70 5.47 33.60 200 119 AVERAGE	Blank

Mode	25	
	Band Edge - L	
	2400-2483.5_802.11g_CH06_2437MHz	
ANT	0	
Pol.	Vertical	Fundamental
Peak	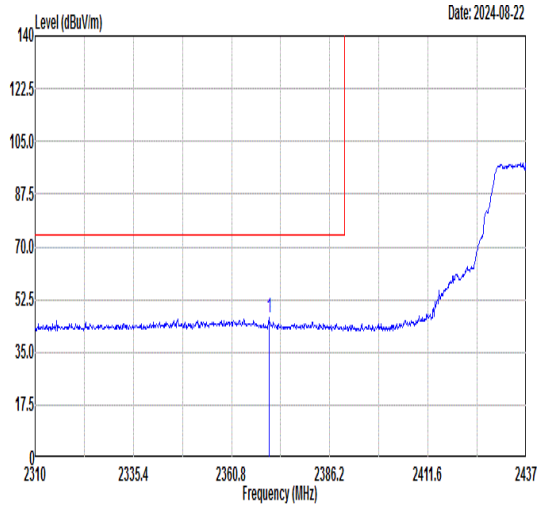 Freq Level Limit Line Margin (dB) Read Level Ant Factor Cable Loss Preamp Factor APos TPos Remark MHz dBuV/m dBuV/m dBuV dB/m dB dB cm deg 1 2370.45 46.26 74.00 -27.74 43.71 30.73 5.34 33.52 300 116 PEAK	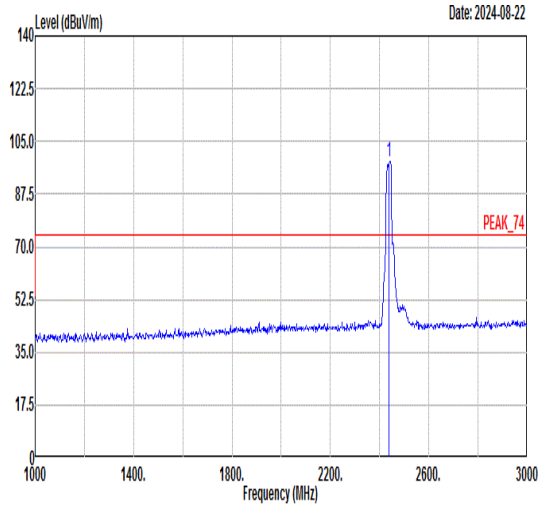 Freq Level Limit Line Margin (dB) Read Level Ant Factor Cable Loss Preamp Factor APos TPos Remark MHz dBuV/m dBuV/m dBuV dB/m dB dB cm deg 1 2437.00 98.23 ------ ------ 95.67 30.71 5.41 33.56 300 116 PEAK
Avg	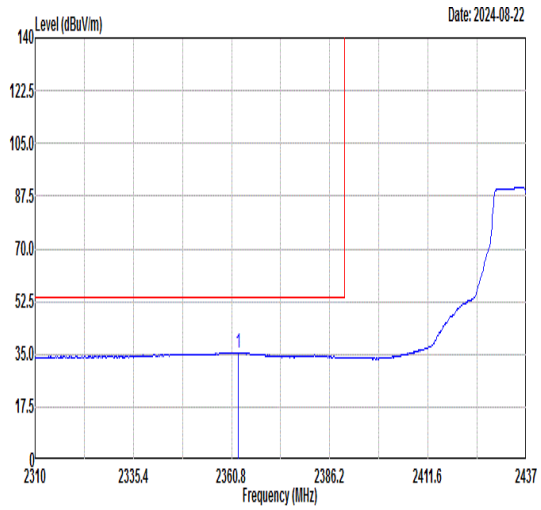 Freq Level Limit Line Margin (dB) Read Level Ant Factor Cable Loss Preamp Factor APos TPos Remark MHz dBuV/m dBuV/m dBuV dB/m dB dB cm deg 1 2362.58 35.61 54.00 -18.39 33.06 30.73 5.34 33.52 300 116 AVERAGE	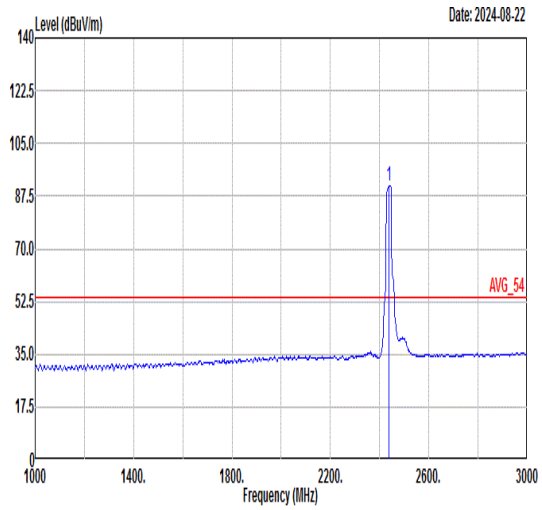 Freq Level Limit Line Margin (dB) Read Level Ant Factor Cable Loss Preamp Factor APos TPos Remark MHz dBuV/m dBuV/m dBuV dB/m dB dB cm deg 1 2437.00 91.08 ------ ------ 88.52 30.71 5.42 33.57 300 116 AVERAGE

Mode	25	
	Band Edge - R	
	2400-2483.5_802.11g_CH06_2437MHz	
ANT	0	
Pol.	Vertical	Fundamental
Peak	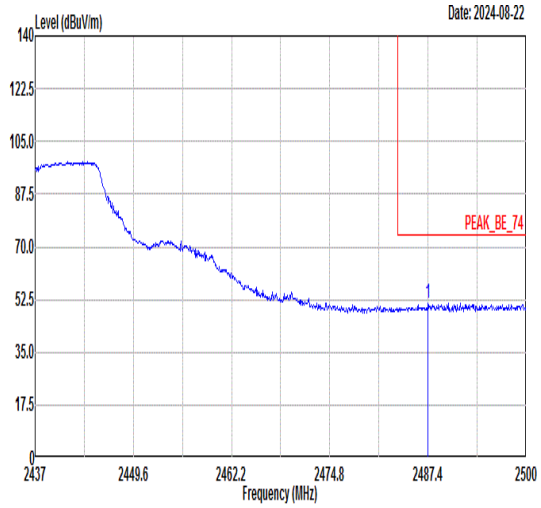 Freq Level Limit Line Margin (dB) Read Level Ant Factor Cable Loss Preamp Factor APos TPos Remark MHz dBuV/m dBuV/m dBuV dB/m dB dB cm deg 1 2487.40 51.45 74.00 -22.55 48.88 30.70 5.46 33.59 300 116 PEAK	Blank
Avg	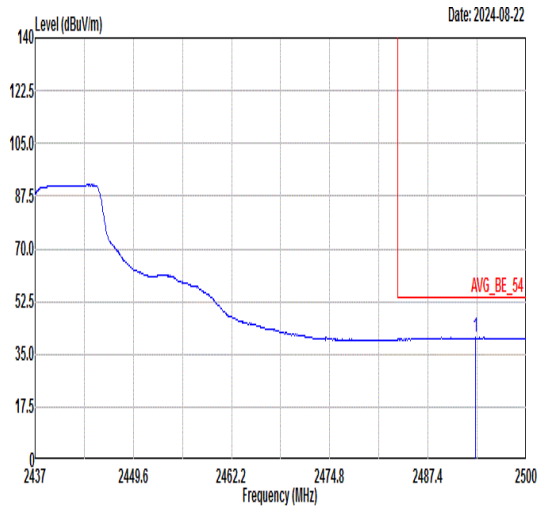 Freq Level Limit Line Margin (dB) Read Level Ant Factor Cable Loss Preamp Factor APos TPos Remark MHz dBuV/m dBuV/m dBuV dB/m dB dB cm deg 1 2493.45 40.59 54.00 -13.41 38.02 30.70 5.47 33.60 300 116 AVERAGE	Blank

Mode	25	
	Harmonic	
	2400-2483.5_802.11g_CH06_2437MHz	
ANT	0	
Pol.	Horizontal	Vertical
Peak Avg	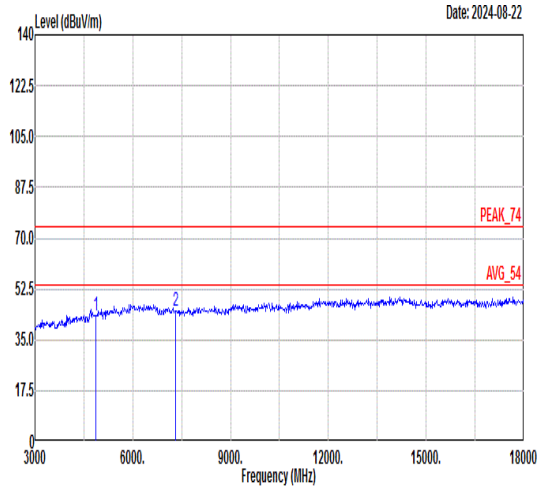 Freq Level Limit Line Margin Read Level Ant Factor Cable Loss Preamp Factor APos TPos Remark MHz dBuV/m dBuV/m dB dBuV dB/m dB dB cm deg 1 4874.00 43.57 74.00 -30.43 63.82 35.90 8.72 64.87 --- --- Peak 2 7311.00 44.93 74.00 -29.07 62.73 36.88 10.18 64.86 --- --- Peak	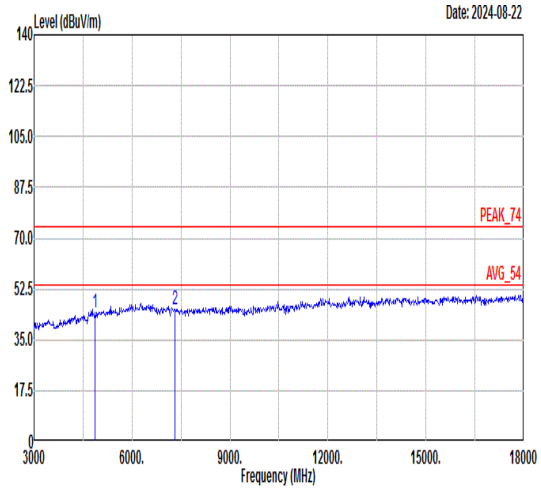 Freq Level Limit Line Margin Read Level Ant Factor Cable Loss Preamp Factor APos TPos Remark MHz dBuV/m dBuV/m dB dBuV dB/m dB dB cm deg 1 4874.00 44.53 74.00 -29.47 64.78 35.90 8.72 64.87 --- --- Peak 2 7311.00 45.21 74.00 -28.79 63.01 36.88 10.18 64.86 --- --- Peak

Mode	26	
	Band Edge	
	2400-2483.5_802.11g_CH11_2462MHz	
ANT	0	
Pol.	Horizontal	Fundamental
Peak	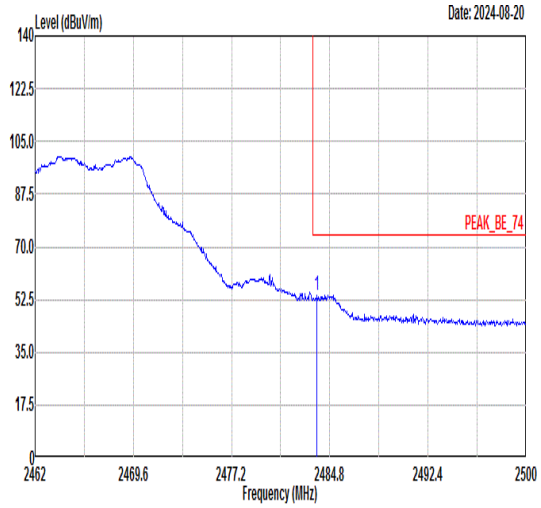 Freq Level Limit Line Margin Read Level Ant Factor Cable Loss Preamp Factor APos TPos Remark MHz dBuV/m dBuV/m dB dBuV dB/m dB dB cm deg 1 2483.81 53.83 74.00 -20.17 51.26 30.70 5.46 33.59 345 360 PEAK	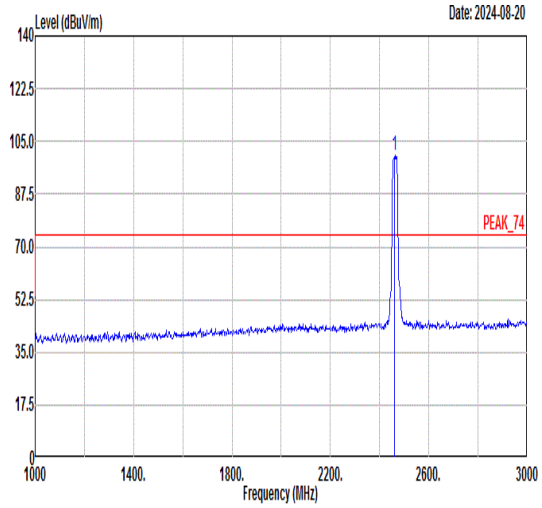 Freq Level Limit Line Margin Read Level Ant Factor Cable Loss Preamp Factor APos TPos Remark MHz dBuV/m dBuV/m dB dBuV dB/m dB dB cm deg 1 2462.00 100.17 ------ ------ 97.60 30.71 5.44 33.58 345 360 PEAK
Avg	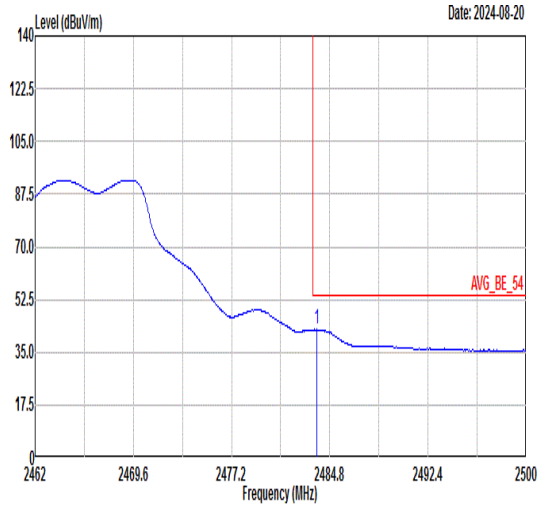 Freq Level Limit Line Margin Read Level Ant Factor Cable Loss Preamp Factor APos TPos Remark MHz dBuV/m dBuV/m dB dBuV dB/m dB dB cm deg 1 2483.81 42.69 54.00 -11.31 40.12 30.70 5.46 33.59 345 360 AVERAGE	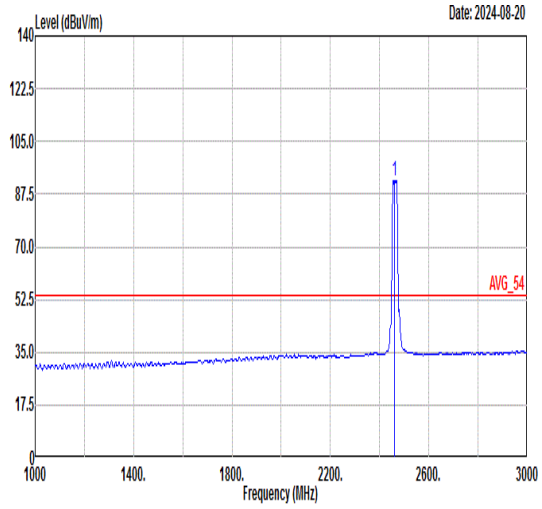 Freq Level Limit Line Margin Read Level Ant Factor Cable Loss Preamp Factor APos TPos Remark MHz dBuV/m dBuV/m dB dBuV dB/m dB dB cm deg 1 2462.00 92.17 ------ ------ 89.60 30.71 5.43 33.57 345 360 AVERAGE

Mode	26	
	Band Edge	
	2400-2483.5_802.11g_CH11_2462MHz	
ANT	0	
Pol.	Vertical	Fundamental
Peak	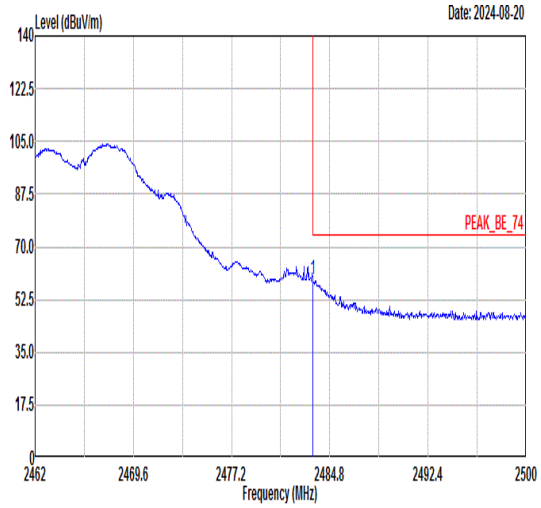 Freq Level Limit Line Margin Read Level Ant Factor Cable Loss Preamp Factor APos TPos Remark MHz dBuV/m dBuV/m dB dBuV dB/m dB dB cm deg 1 2483.51 59.12 74.00 -14.88 56.55 30.70 5.46 33.59 200 74 PEAK	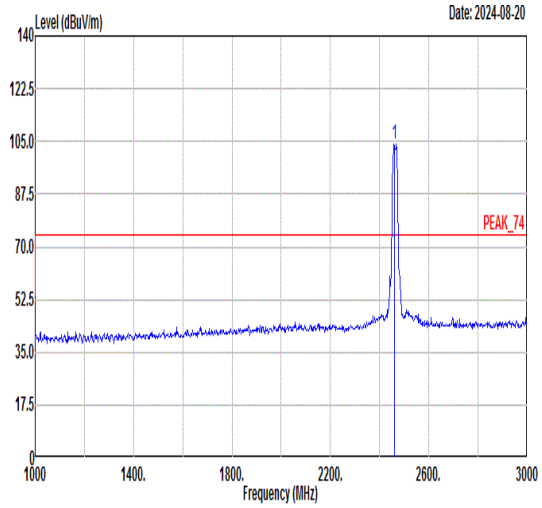 Freq Level Limit Line Margin Read Level Ant Factor Cable Loss Preamp Factor APos TPos Remark MHz dBuV/m dBuV/m dB dBuV dB/m dB dB cm deg 1 2462.00 103.90 ------ ------ 101.33 30.71 5.43 33.57 200 74 PEAK
Avg	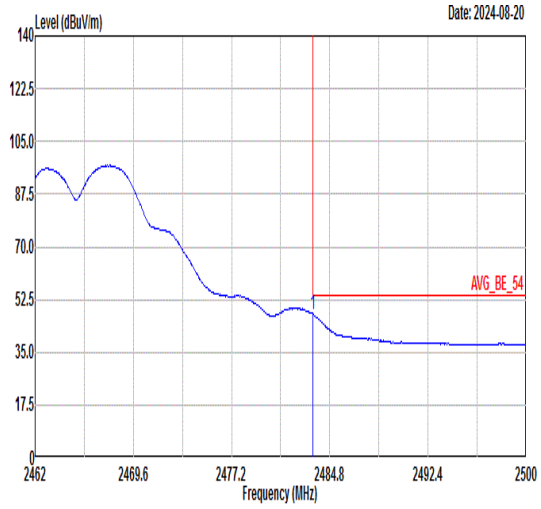 Freq Level Limit Line Margin Read Level Ant Factor Cable Loss Preamp Factor APos TPos Remark MHz dBuV/m dBuV/m dB dBuV dB/m dB dB cm deg 1 2483.51 47.62 54.00 -6.38 45.05 30.70 5.46 33.59 200 74 AVERAGE	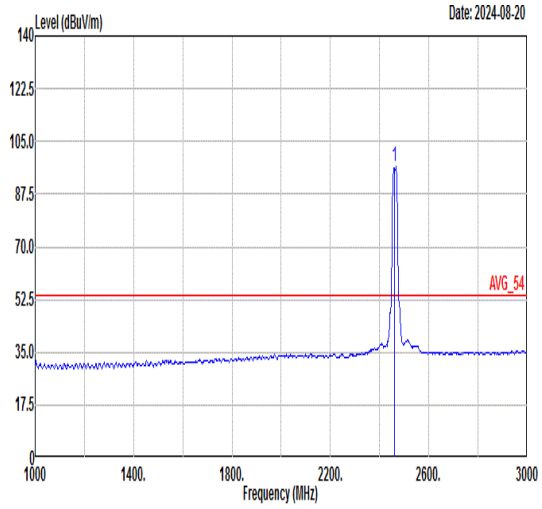 Freq Level Limit Line Margin Read Level Ant Factor Cable Loss Preamp Factor APos TPos Remark MHz dBuV/m dBuV/m dB dBuV dB/m dB dB cm deg 1 2462.00 96.92 ------ ------ 94.35 30.71 5.44 33.58 200 74 AVERAGE

Mode	26	
	Harmonic	
	2400-2483.5_802.11g_CH11_2462MHz	
ANT	0	
Pol.	Horizontal	Vertical
Peak Avg	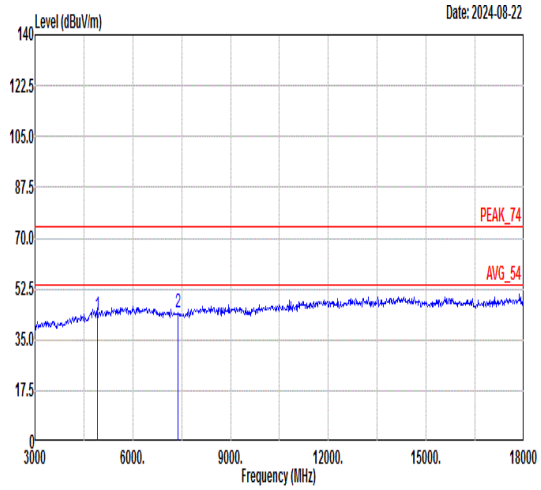 Freq Level Limit Line Margin Read Level Ant Factor Cable Loss Preamp Factor APos TPos Remark MHz dBuV/m dBuV/m dB dBuV dB/m dB dB cm deg 1 4924.00 43.27 74.00 -30.73 63.57 36.02 8.57 64.89 --- --- Peak 2 7386.00 44.39 74.00 -29.61 62.22 36.85 10.18 64.86 --- --- Peak	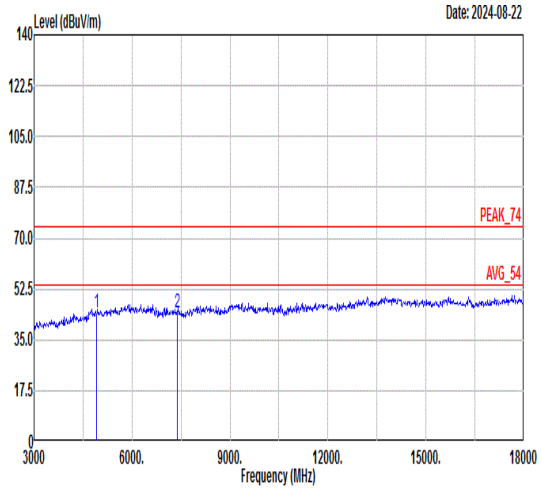 Freq Level Limit Line Margin Read Level Ant Factor Cable Loss Preamp Factor APos TPos Remark MHz dBuV/m dBuV/m dB dBuV dB/m dB dB cm deg 1 4924.00 44.20 74.00 -29.80 64.50 36.02 8.57 64.89 --- --- Peak 2 7386.00 44.22 74.00 -29.78 62.05 36.85 10.18 64.86 --- --- Peak

Mode	27	
	Band Edge	
	2400-2483.5_802.11g_CH01_2412MHz	
ANT	2	
Pol.	Horizontal	Fundamental
Peak	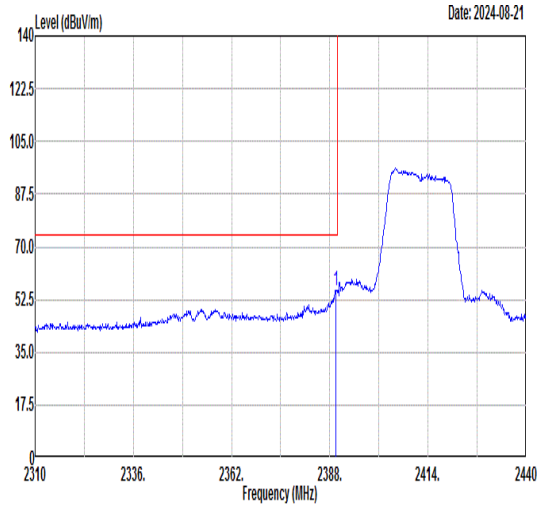 Freq Level Limit Line Margin (dB) Read Level Ant Factor Cable Loss Preamp Factor APos TPos Remark MHz dBuV/m dBuV/m dBuV dB/m dB dB cm deg 1 2389.69 55.47 74.00 -18.53 52.92 30.72 5.36 33.53 400 354 PEAK	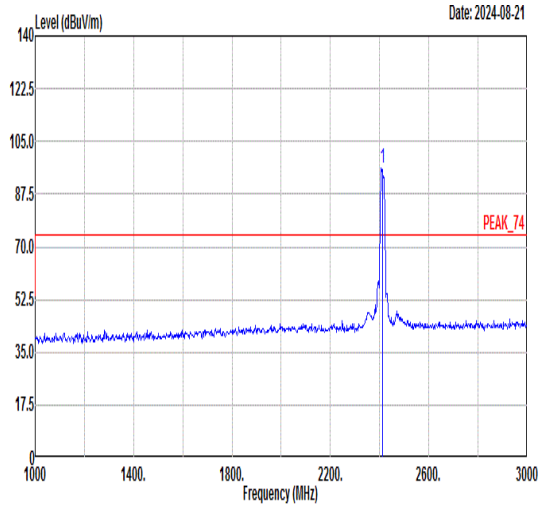 Freq Level Limit Line Margin (dB) Read Level Ant Factor Cable Loss Preamp Factor APos TPos Remark MHz dBuV/m dBuV/m dBuV dB/m dB dB cm deg 1 2412.00 96.22 ------ ------ 93.67 30.72 5.37 33.54 400 354 PEAK
Avg	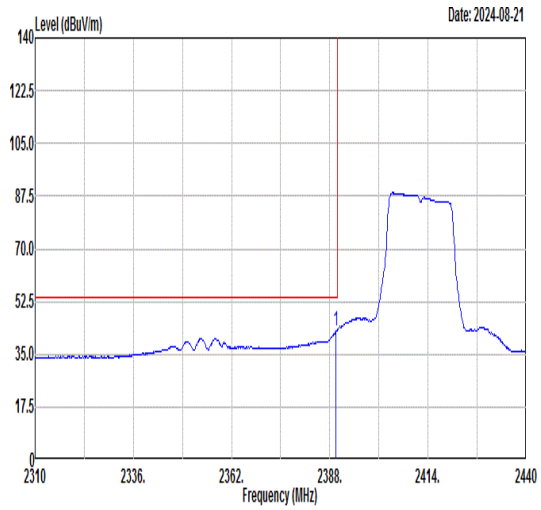 Freq Level Limit Line Margin (dB) Read Level Ant Factor Cable Loss Preamp Factor APos TPos Remark MHz dBuV/m dBuV/m dBuV dB/m dB dB cm deg 1 2389.69 42.88 54.00 -11.12 40.33 30.72 5.36 33.53 400 354 AVERAGE	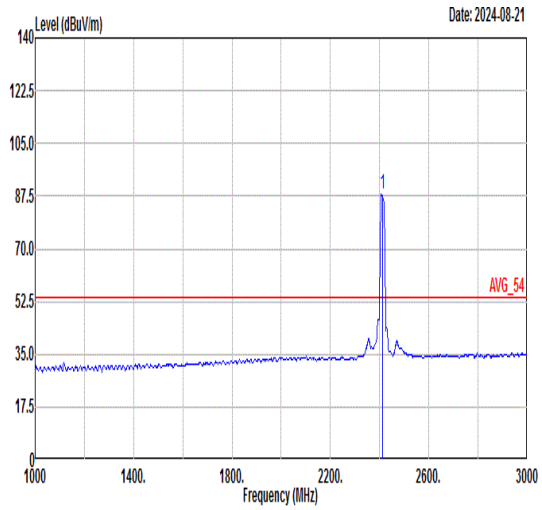 Freq Level Limit Line Margin (dB) Read Level Ant Factor Cable Loss Preamp Factor APos TPos Remark MHz dBuV/m dBuV/m dBuV dB/m dB dB cm deg 1 2412.00 88.39 ------ ------ 85.84 30.72 5.37 33.54 400 354 AVERAGE

Mode	27	
	Band Edge	
	2400-2483.5_802.11g_CH01_2412MHz	
ANT	2	
Pol.	Vertical	Fundamental
Peak	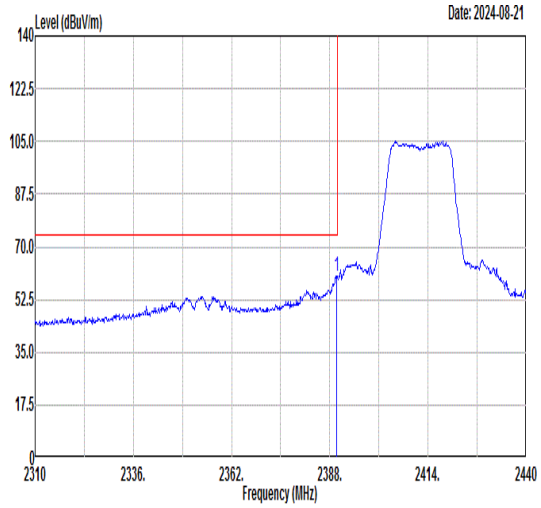 Freq Level Limit Line Margin (dB) Read Level Ant Factor Cable Loss Preamp Factor APos TPos Remark MHz dBuV/m dBuV/m dBuV dB/m dB dB cm deg 1 2389.82 60.18 74.00 -13.82 57.63 30.72 5.36 33.53 314 277 PEAK	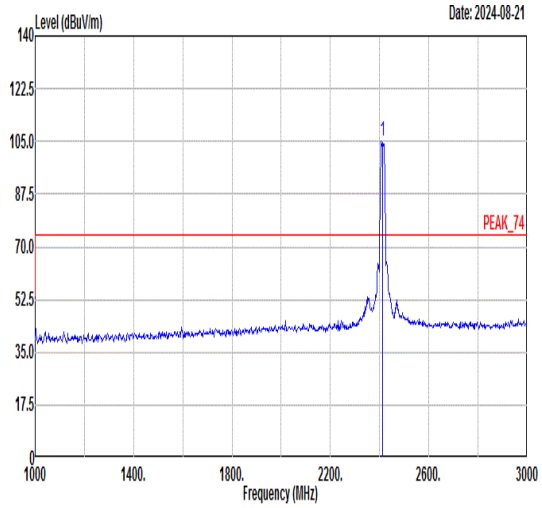 Freq Level Limit Line Margin (dB) Read Level Ant Factor Cable Loss Preamp Factor APos TPos Remark MHz dBuV/m dBuV/m dBuV dB/m dB dB cm deg 1 2412.00 105.12 ------ ------ 102.57 30.72 5.37 33.54 314 277 PEAK
Avg	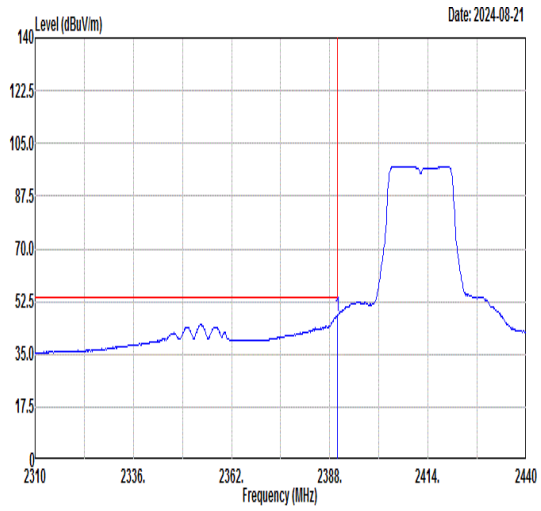 Freq Level Limit Line Margin (dB) Read Level Ant Factor Cable Loss Preamp Factor APos TPos Remark MHz dBuV/m dBuV/m dBuV dB/m dB dB cm deg 1 2389.95 47.78 54.00 -6.22 45.23 30.72 5.36 33.53 314 277 AVERAGE	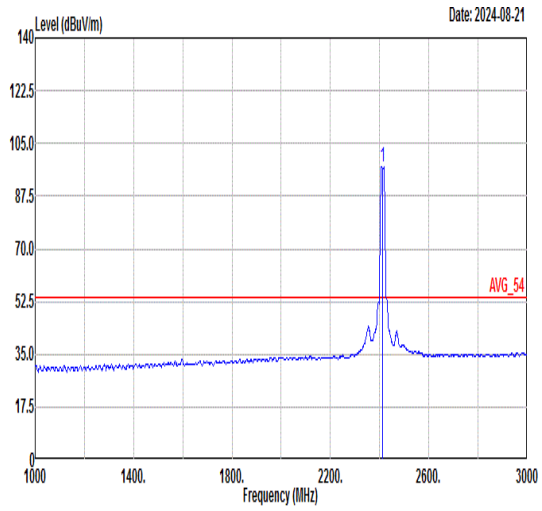 Freq Level Limit Line Margin (dB) Read Level Ant Factor Cable Loss Preamp Factor APos TPos Remark MHz dBuV/m dBuV/m dBuV dB/m dB dB cm deg 1 2412.00 97.18 ------ ------ 94.62 30.72 5.39 33.55 314 277 AVERAGE

Mode	27	
	Harmonic	
	2400-2483.5_802.11g_CH01_2412MHz	
ANT	2	
Pol.	Horizontal	Vertical
Peak Avg	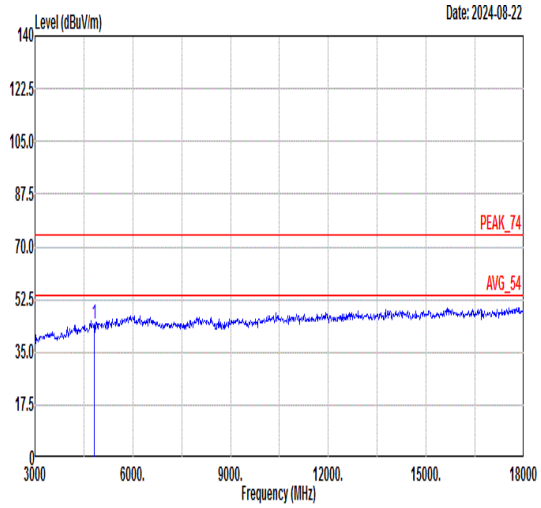 Freq Level Limit Line Margin Read Level Ant Factor Cable Loss Preamp Factor APos TPos Remark MHz dBuV/m dBuV/m dB dBuV dB/m dB dB cm deg 1 4824.00 44.44 74.00 -29.56 64.63 35.78 8.88 64.85 --- --- Peak	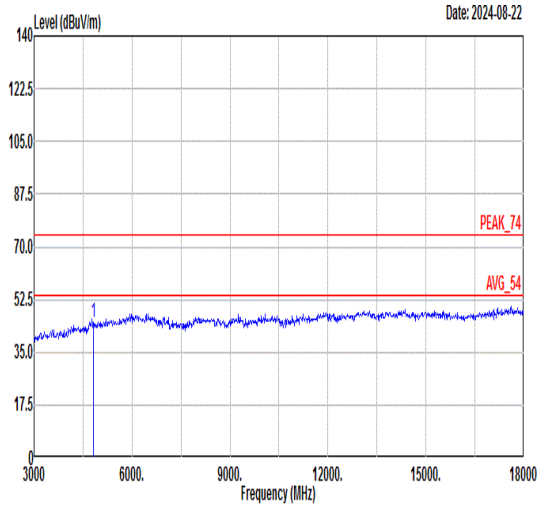 Freq Level Limit Line Margin Read Level Ant Factor Cable Loss Preamp Factor APos TPos Remark MHz dBuV/m dBuV/m dB dBuV dB/m dB dB cm deg 1 4824.00 44.68 74.00 -29.32 64.87 35.78 8.88 64.85 --- --- Peak

Mode	28	
	Band Edge - L	
	2400-2483.5_802.11g_CH06_2437MHz	
ANT	2	
Pol.	Horizontal	Fundamental
Peak	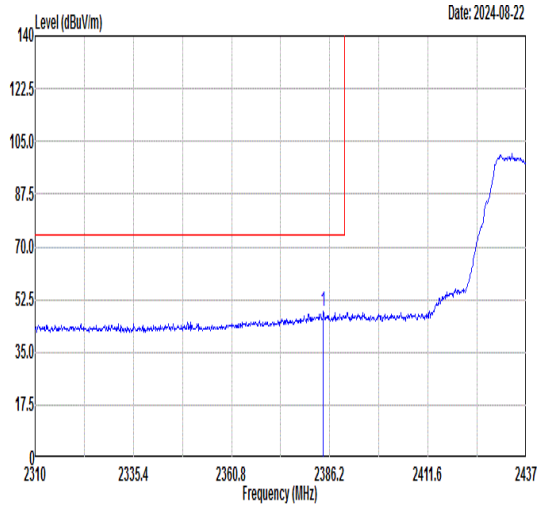 Freq Level Limit Line Margin (dB) Read Level Ant Factor Cable Loss Preamp Factor APos TPos Remark MHz dBuV/m dBuV/m dBuV dB/m dB dB cm deg 1 2384.55 48.45 74.00 -25.55 45.91 30.72 5.35 33.53 326 294 PEAK	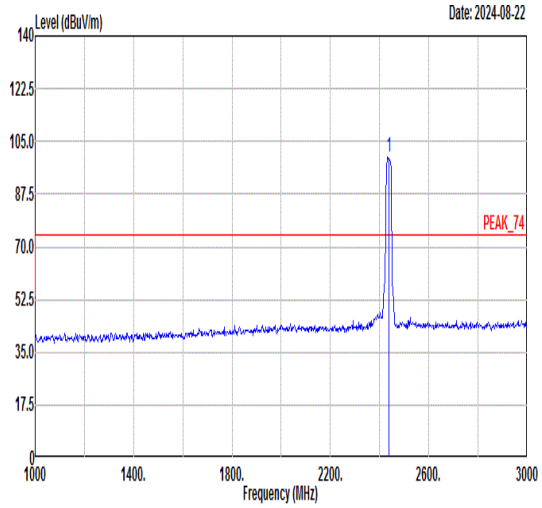 Freq Level Limit Line Margin (dB) Read Level Ant Factor Cable Loss Preamp Factor APos TPos Remark MHz dBuV/m dBuV/m dBuV dB/m dB dB cm deg 1 2437.00 99.94 ------ ------ 97.39 30.71 5.40 33.56 326 294 PEAK
Avg	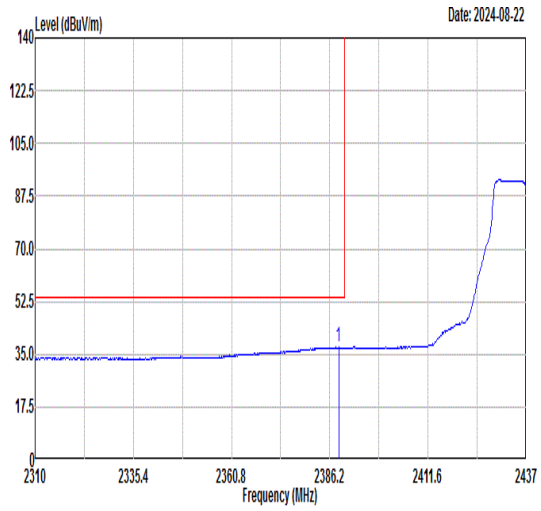 Freq Level Limit Line Margin (dB) Read Level Ant Factor Cable Loss Preamp Factor APos TPos Remark MHz dBuV/m dBuV/m dBuV dB/m dB dB cm deg 1 2388.49 37.28 54.00 -16.72 34.73 30.72 5.36 33.53 326 294 AVERAGE	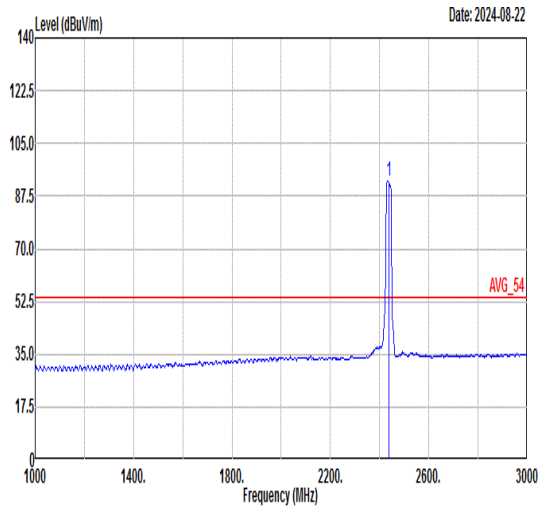 Freq Level Limit Line Margin (dB) Read Level Ant Factor Cable Loss Preamp Factor APos TPos Remark MHz dBuV/m dBuV/m dBuV dB/m dB dB cm deg 1 2437.00 92.61 ------ ------ 90.06 30.71 5.40 33.56 326 294 AVERAGE

Mode	28	
	Band Edge - R	
	2400-2483.5_802.11g_CH06_2437MHz	
ANT	2	
Pol.	Horizontal	Fundamental
Peak	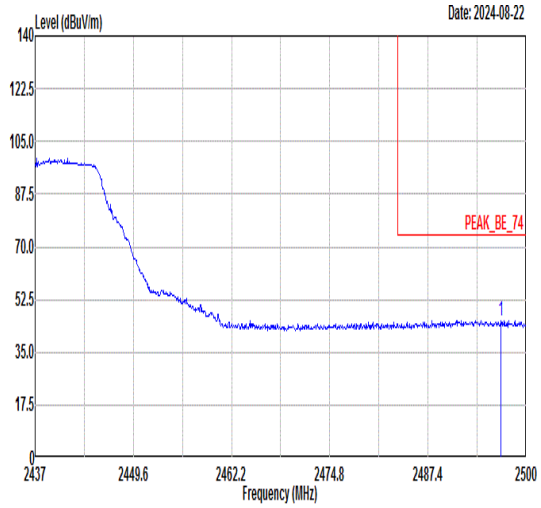 Freq Level Limit Line Margin (dB) Read Level Ant Factor Cable Loss Preamp Factor APos TPos Remark MHz dBuV/m dBuV/m dBuV dB/m dB dB cm deg 1 2496.79 45.61 74.00 -28.39 43.04 30.70 5.47 33.60 326 294 PEAK	Blank
Avg	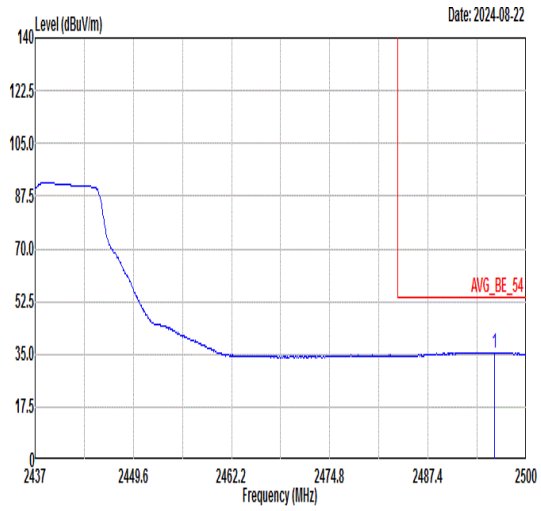 Freq Level Limit Line Margin (dB) Read Level Ant Factor Cable Loss Preamp Factor APos TPos Remark MHz dBuV/m dBuV/m dBuV dB/m dB dB cm deg 1 2495.91 35.56 54.00 -18.44 32.99 30.70 5.47 33.60 326 294 AVERAGE	Blank

Mode	28	
	Band Edge - L	
	2400-2483.5_802.11g_CH06_2437MHz	
ANT	2	
Pol.	Vertical	Fundamental
Peak	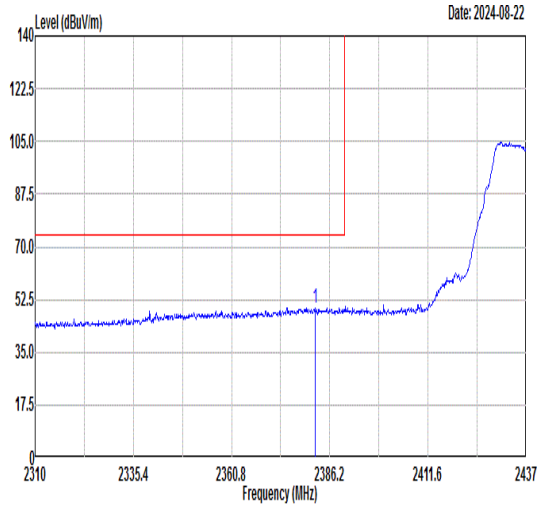 Freq Level Limit Line Margin (dB) Read Level Ant Factor Cable Loss Preamp Factor APos TPos Remark MHz dBuV/m dBuV/m dBuV dB/m dB dB cm deg 1 2382.52 49.62 74.00 -24.38 47.08 30.72 5.35 33.53 305 279 PEAK	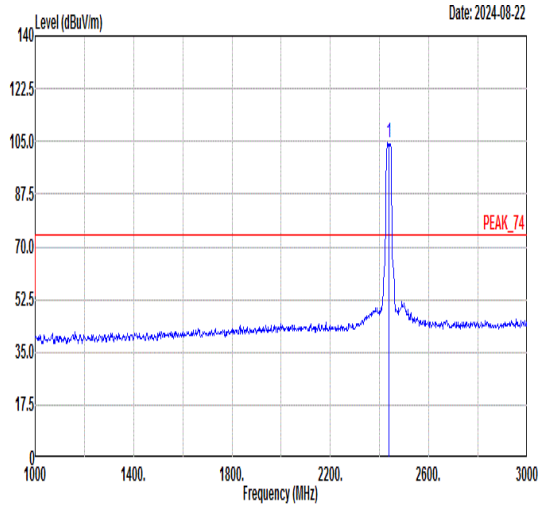 Freq Level Limit Line Margin (dB) Read Level Ant Factor Cable Loss Preamp Factor APos TPos Remark MHz dBuV/m dBuV/m dBuV dB/m dB dB cm deg 1 2437.00 104.55 ------ ------ 102.00 30.71 5.40 33.56 305 279 PEAK
Avg	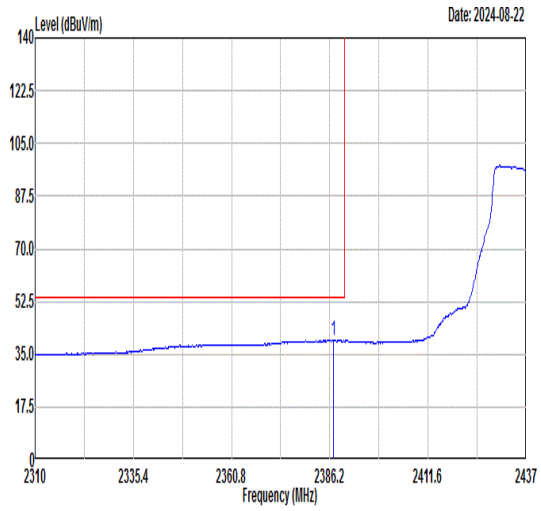 Freq Level Limit Line Margin (dB) Read Level Ant Factor Cable Loss Preamp Factor APos TPos Remark MHz dBuV/m dBuV/m dBuV dB/m dB dB cm deg 1 2387.22 39.77 54.00 -14.23 37.22 30.72 5.36 33.53 305 279 AVERAGE	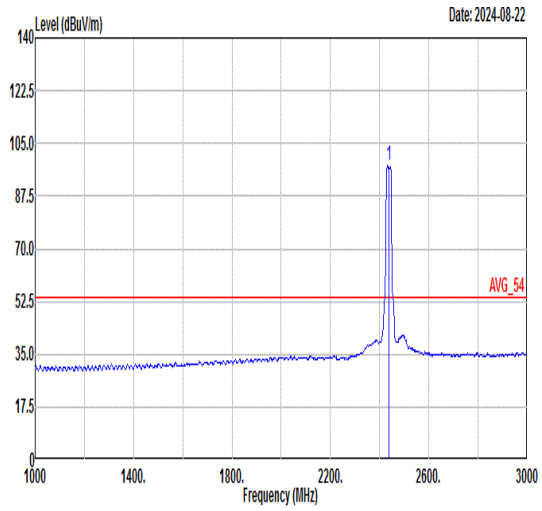 Freq Level Limit Line Margin (dB) Read Level Ant Factor Cable Loss Preamp Factor APos TPos Remark MHz dBuV/m dBuV/m dBuV dB/m dB dB cm deg 1 2437.00 97.49 ------ ------ 94.94 30.71 5.40 33.56 305 279 AVERAGE

Mode	28	
	Band Edge - R	
	2400-2483.5_802.11g_CH06_2437MHz	
ANT	2	
Pol.	Vertical	Fundamental
Peak	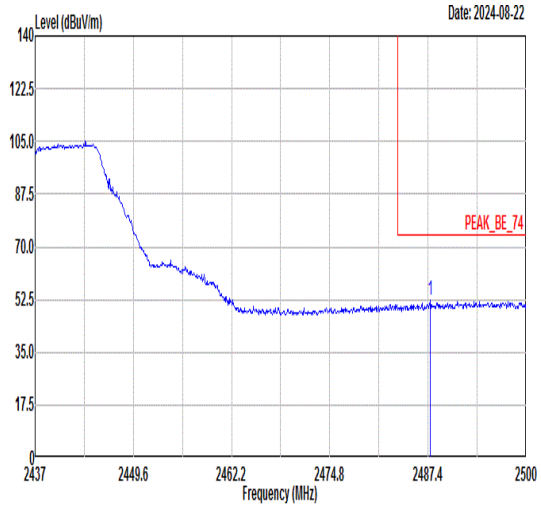 Freq Level Limit Line Margin (dB) Read Level Ant Factor Cable Loss Preamp Factor APos TPos Remark MHz dBuV/m dBuV/m dBuV dB/m dB dB cm deg 1 2487.72 52.20 74.00 -21.80 49.63 30.70 5.46 33.59 305 279 PEAK	Blank
Avg	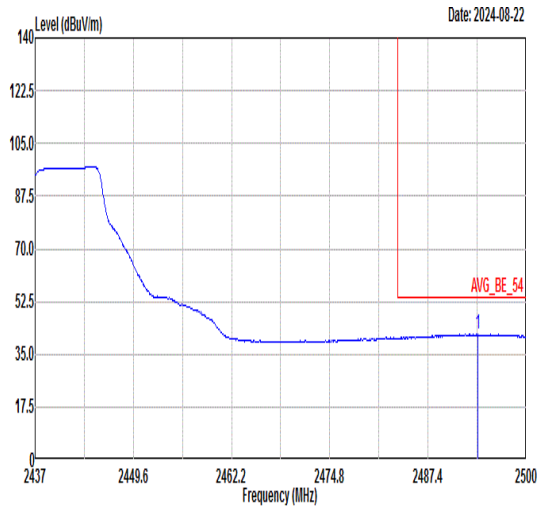 Freq Level Limit Line Margin (dB) Read Level Ant Factor Cable Loss Preamp Factor APos TPos Remark MHz dBuV/m dBuV/m dBuV dB/m dB dB cm deg 1 2493.76 41.58 54.00 -12.42 39.01 30.70 5.47 33.60 305 279 AVERAGE	Blank

Mode	28	
	Harmonic	
	2400-2483.5_802.11g_CH06_2437MHz	
ANT	2	
Pol.	Horizontal	Vertical
Peak Avg	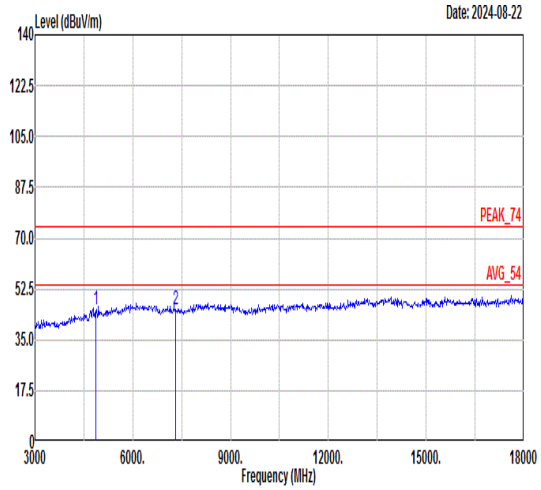 Freq Level Limit Line Margin Read Level Ant Factor Cable Loss Preamp Factor APos TPos Remark MHz dBuV/m dBuV/m dB dBuV dB/m dB dB cm deg 1 4874.00 45.20 74.00 -28.80 65.45 35.90 8.72 64.87 --- --- Peak 2 7311.00 45.69 74.00 -28.31 63.49 36.88 10.18 64.86 --- --- Peak	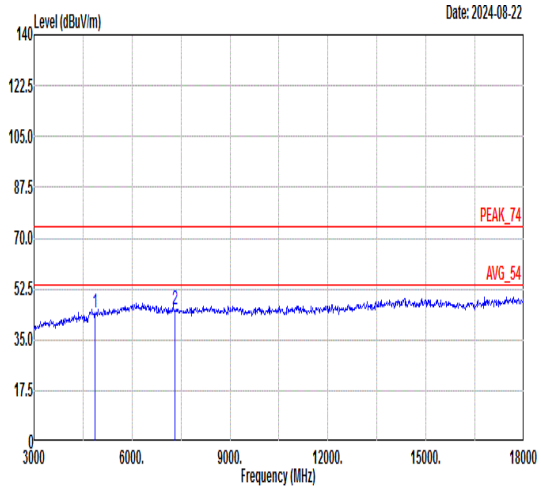 Freq Level Limit Line Margin Read Level Ant Factor Cable Loss Preamp Factor APos TPos Remark MHz dBuV/m dBuV/m dB dBuV dB/m dB dB cm deg 1 4874.00 44.47 74.00 -29.53 64.72 35.90 8.72 64.87 --- --- Peak 2 7311.00 45.52 74.00 -28.48 63.32 36.88 10.18 64.86 --- --- Peak

Mode	29	
	Band Edge	
	2400-2483.5_802.11g_CH11_2462MHz	
ANT	2	
Pol.	Horizontal	Fundamental
Peak	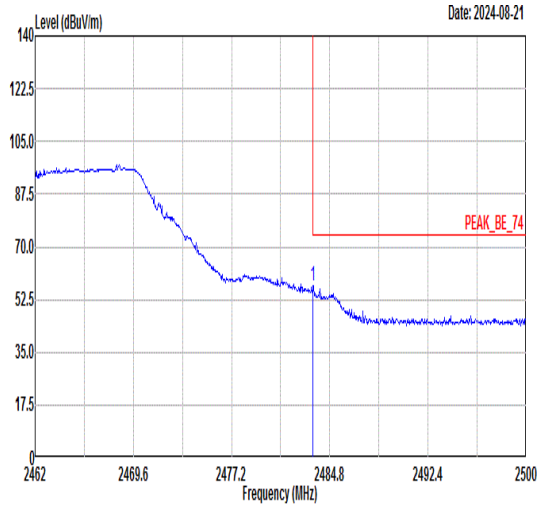 Freq Level Limit Line Margin (dB) Read Level Ant Factor Cable Loss Preamp Factor APos TPos Remark MHz dBuV/m dBuV/m dBuV dB/m dB dB cm deg 1 2483.51 57.17 74.00 -16.83 54.60 30.70 5.46 33.59 400 7 PEAK	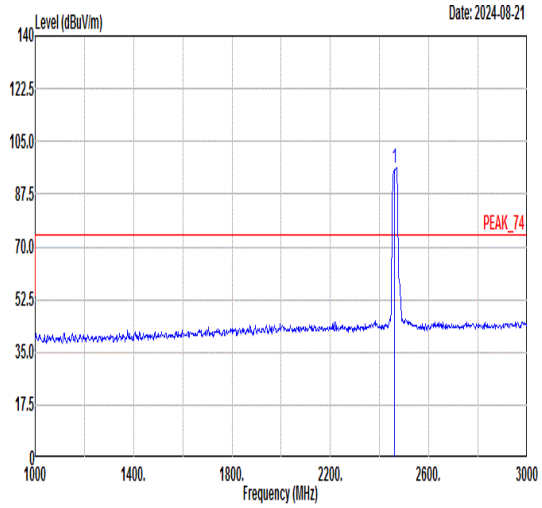 Freq Level Limit Line Margin (dB) Read Level Ant Factor Cable Loss Preamp Factor APos TPos Remark MHz dBuV/m dBuV/m dBuV dB/m dB dB cm deg 1 2462.00 96.13 ------ ------ 93.56 30.71 5.44 33.58 400 7 PEAK
Avg	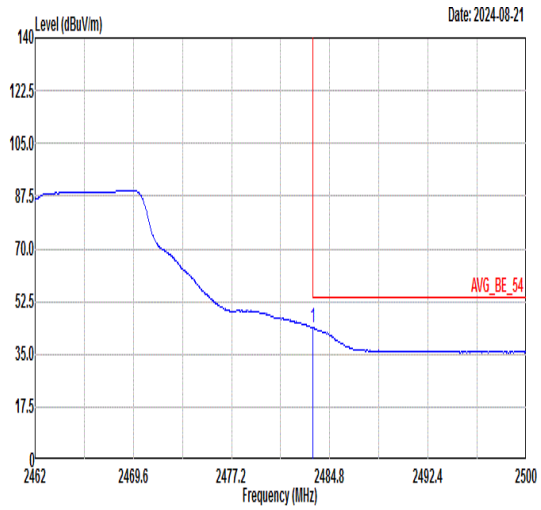 Freq Level Limit Line Margin (dB) Read Level Ant Factor Cable Loss Preamp Factor APos TPos Remark MHz dBuV/m dBuV/m dBuV dB/m dB dB cm deg 1 2483.51 43.72 54.00 -10.28 41.15 30.70 5.46 33.59 400 7 AVERAGE	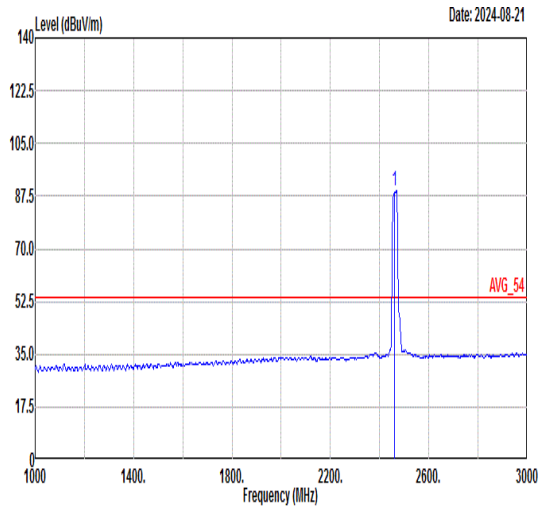 Freq Level Limit Line Margin (dB) Read Level Ant Factor Cable Loss Preamp Factor APos TPos Remark MHz dBuV/m dBuV/m dBuV dB/m dB dB cm deg 1 2462.00 89.35 ------ ------ 86.78 30.71 5.44 33.58 400 7 AVERAGE

Mode	29	
	Band Edge	
	2400-2483.5_802.11g_CH11_2462MHz	
ANT	2	
Pol.	Vertical	Fundamental
Peak	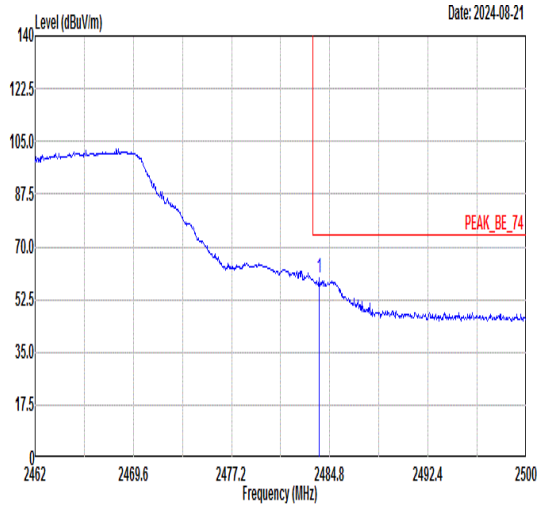 Freq Level Limit Line Margin (dB) Read Level Ant Factor Cable Loss Preamp Factor APos TPos Remark MHz dBuV/m dBuV/m dBuV dB/m dB dB cm deg 1 2483.96 59.56 74.00 -14.44 56.99 30.70 5.46 33.59 200 281 PEAK	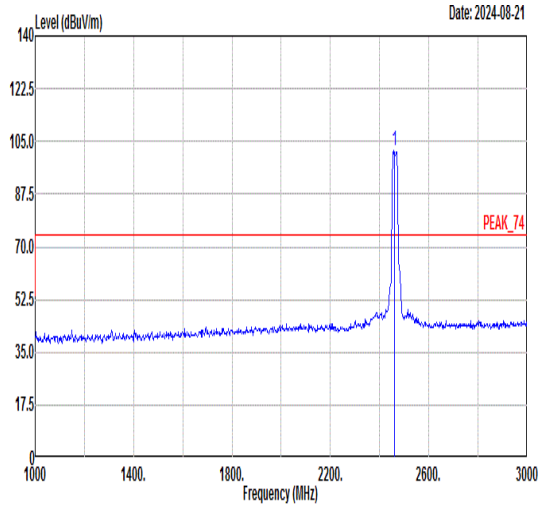 Freq Level Limit Line Margin (dB) Read Level Ant Factor Cable Loss Preamp Factor APos TPos Remark MHz dBuV/m dBuV/m dBuV dB/m dB dB cm deg 1 2462.00 102.07 ------ ------ 99.50 30.71 5.43 33.57 200 281 PEAK
Avg	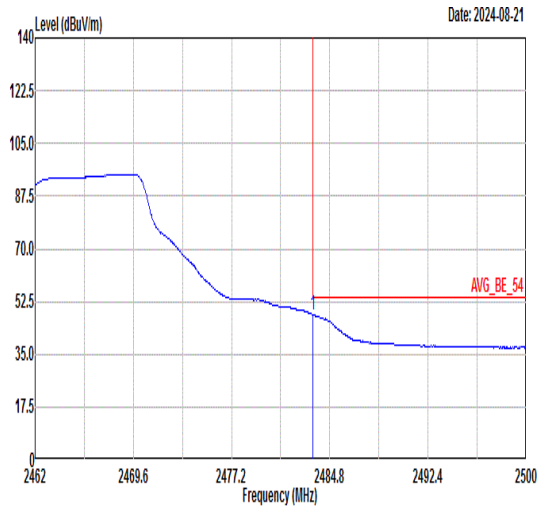 Freq Level Limit Line Margin (dB) Read Level Ant Factor Cable Loss Preamp Factor APos TPos Remark MHz dBuV/m dBuV/m dBuV dB/m dB dB cm deg 1 2483.51 48.18 54.00 -5.82 45.61 30.70 5.46 33.59 200 281 AVERAGE	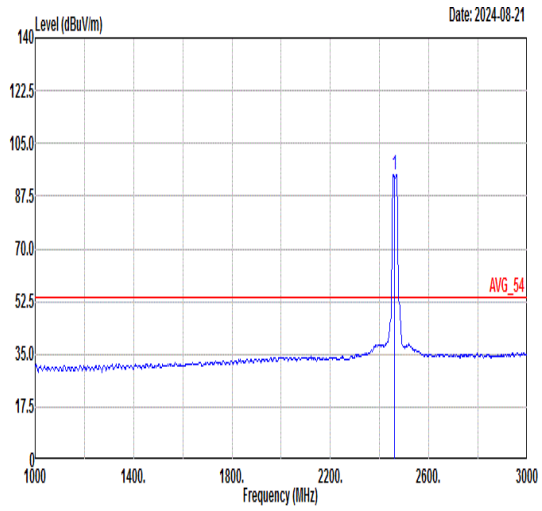 Freq Level Limit Line Margin (dB) Read Level Ant Factor Cable Loss Preamp Factor APos TPos Remark MHz dBuV/m dBuV/m dBuV dB/m dB dB cm deg 1 2462.00 94.76 ------ ------ 92.19 30.71 5.44 33.58 200 281 AVERAGE

Mode	29	
	Harmonic	
	2400-2483.5_802.11g_CH11_2462MHz	
ANT	2	
Pol.	Horizontal	Vertical
Peak Avg	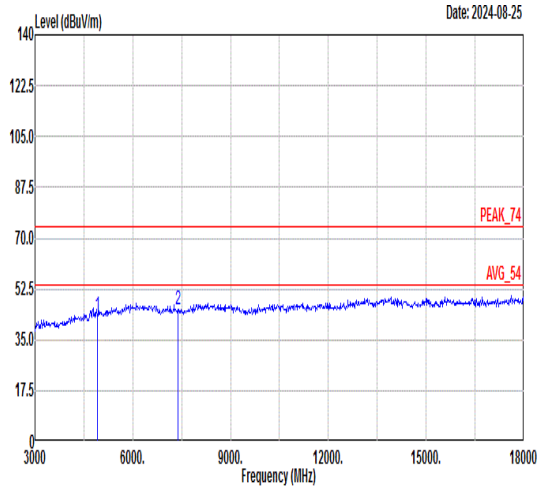 Freq Level Limit Line Margin Read Level Ant Factor Cable Loss Preamp Factor APos TPos Remark MHz dBuV/m dBuV/m dB dBuV dB/m dB dB cm deg 1 4924.00 43.39 74.00 -30.61 63.69 36.02 8.57 64.89 --- --- Peak 2 7386.00 45.48 74.00 -28.52 63.31 36.85 10.18 64.86 --- --- Peak	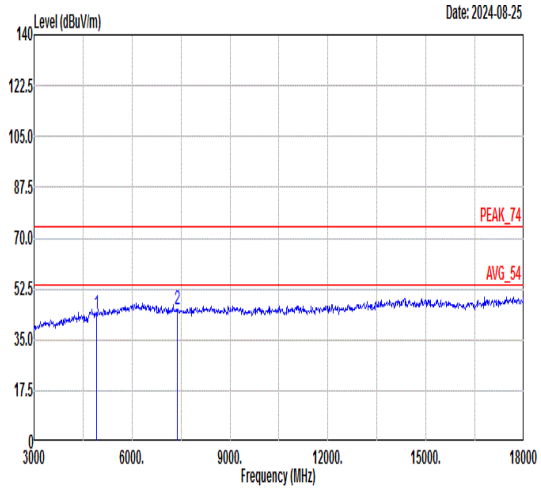 Freq Level Limit Line Margin Read Level Ant Factor Cable Loss Preamp Factor APos TPos Remark MHz dBuV/m dBuV/m dB dBuV dB/m dB dB cm deg 1 4924.00 43.95 74.00 -30.05 64.25 36.02 8.57 64.89 --- --- Peak 2 7386.00 45.30 74.00 -28.70 63.13 36.85 10.18 64.86 --- --- Peak

Mode	30	
	Band Edge	
	2400-2483.5_802.11n HT20_CH01_2412MHz	
ANT	CDD 0+2	
Pol.	Vertical	Fundamental
Peak	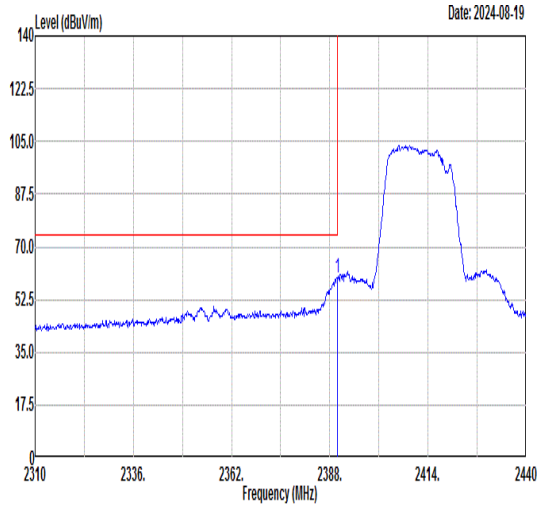 Freq Level Limit Line Margin Read Level Ant Factor Cable Loss Preamp Factor APos TPos Remark MHz dBuV/m dBuV/m dB dBuV dB/m dB dB cm deg 1 2389.95 59.66 74.00 -14.34 57.11 30.72 5.36 33.53 300 265 PEAK	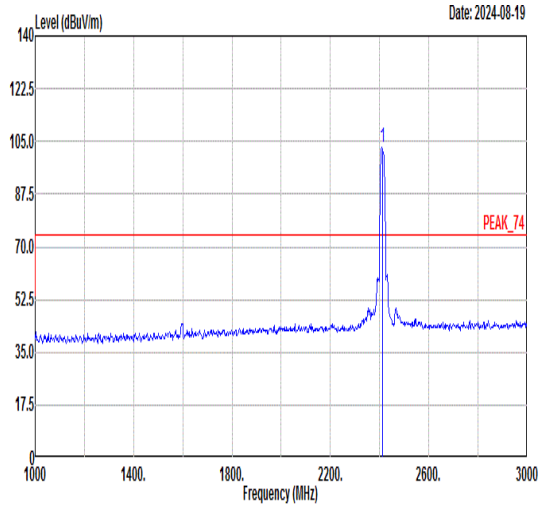 Freq Level Limit Line Margin Read Level Ant Factor Cable Loss Preamp Factor APos TPos Remark MHz dBuV/m dBuV/m dB dBuV dB/m dB dB cm deg 1 2412.00 103.13 ------ ------ 100.58 30.72 5.37 33.54 300 265 PEAK
Avg	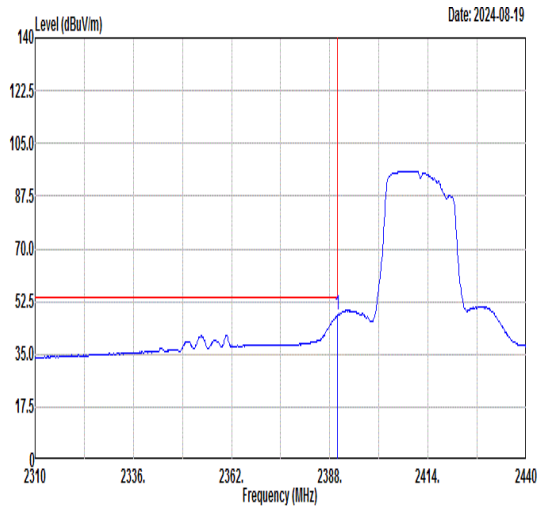 Freq Level Limit Line Margin Read Level Ant Factor Cable Loss Preamp Factor APos TPos Remark MHz dBuV/m dBuV/m dB dBuV dB/m dB dB cm deg 1 2389.95 47.85 54.00 -6.15 45.30 30.72 5.36 33.53 300 265 AVERAGE	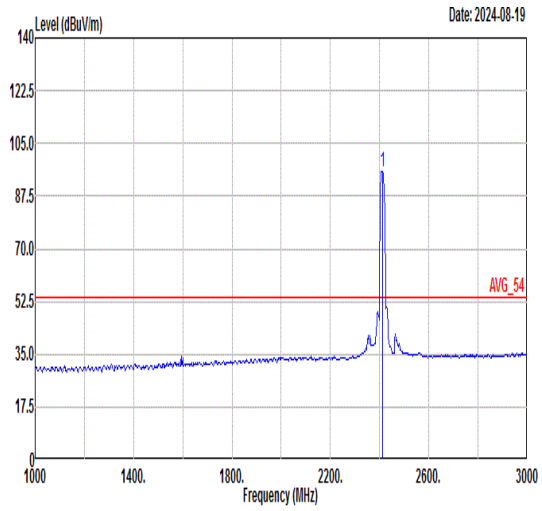 Freq Level Limit Line Margin Read Level Ant Factor Cable Loss Preamp Factor APos TPos Remark MHz dBuV/m dBuV/m dB dBuV dB/m dB dB cm deg 1 2412.00 95.70 ------ ------ 93.15 30.72 5.37 33.54 300 265 AVERAGE

Mode	30	
	Harmonic	
	2400-2483.5_802.11n HT20_CH01_2412MHz	
ANT	CDD 0+2	
Pol.	Horizontal	Vertical
Peak Avg	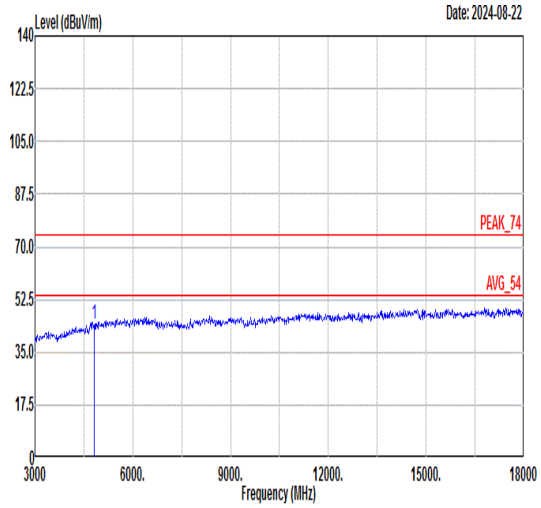 Freq Level Limit Line Margin Read Level Ant Factor Cable Loss Preamp Factor APos TPos Remark MHz dBuV/m dBuV/m dB dBuV dB/m dB dB cm deg 1 4824.00 44.52 74.00 -29.48 64.71 35.78 8.88 64.85 --- --- Peak	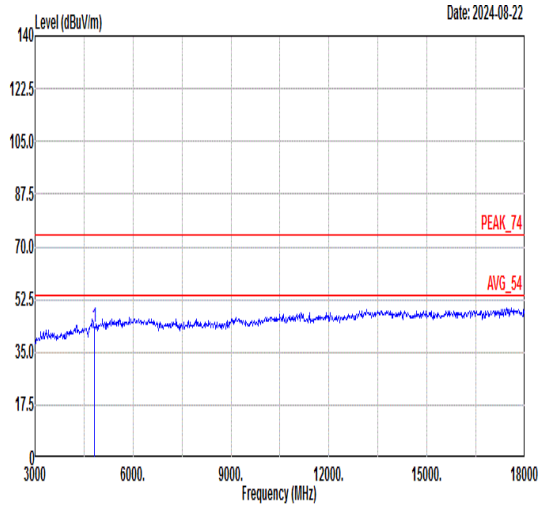 Freq Level Limit Line Margin Read Level Ant Factor Cable Loss Preamp Factor APos TPos Remark MHz dBuV/m dBuV/m dB dBuV dB/m dB dB cm deg 1 4824.00 43.58 74.00 -30.42 63.77 35.78 8.88 64.85 --- --- Peak