2DH5_Ant0_High_2480

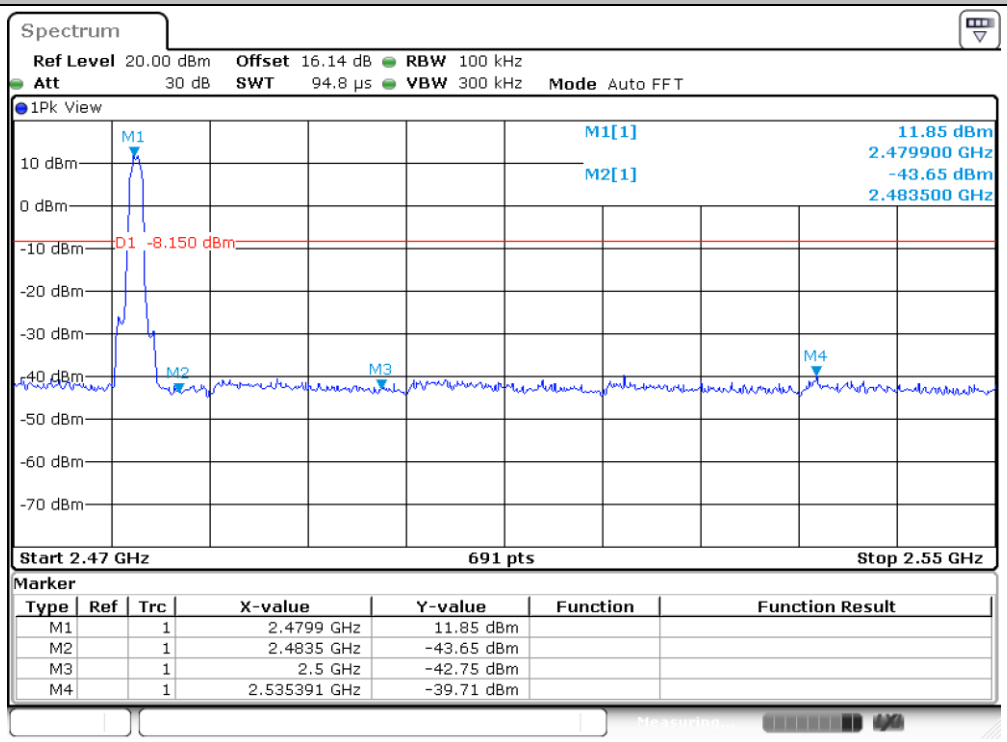

Date: 30.AUG.2024 10:08:14

2DH5_Ant2_High_2480

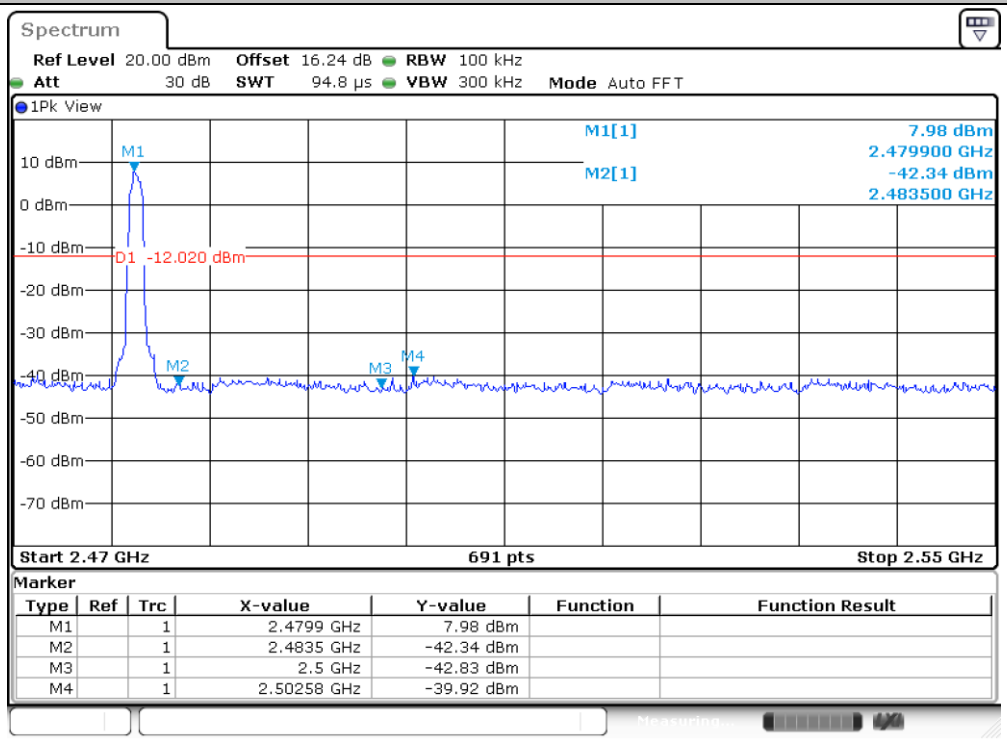

Date: 30.AUG.2024 13:23:58

2DH5_Ant0_Low_Hop_2402

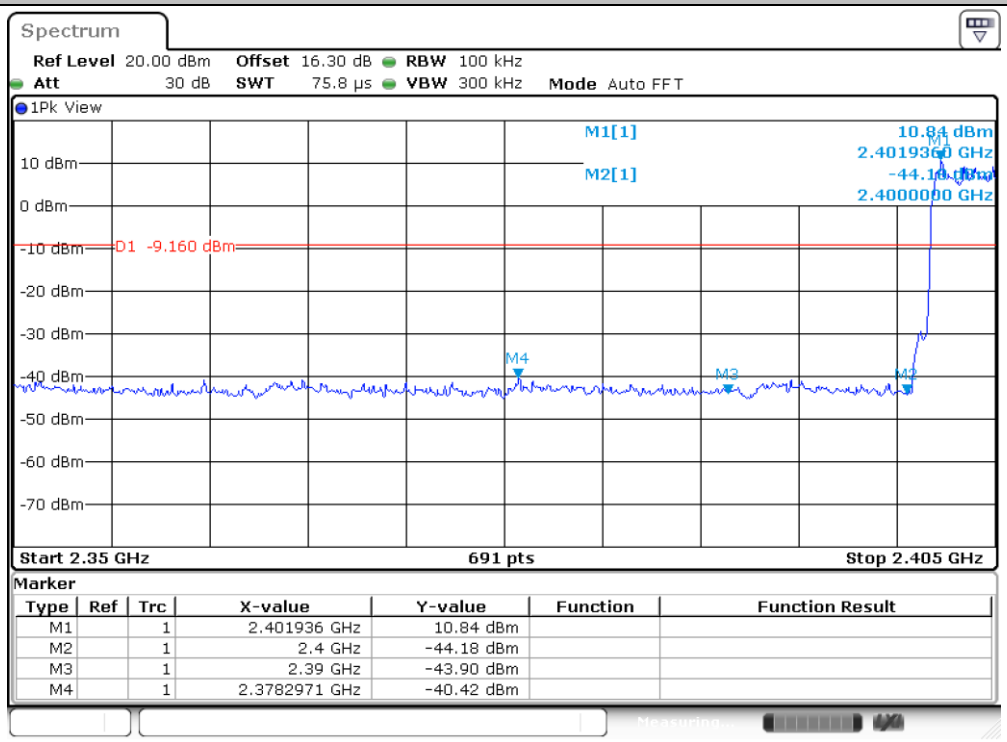

2DH5_Ant2_Low_Hop_2402

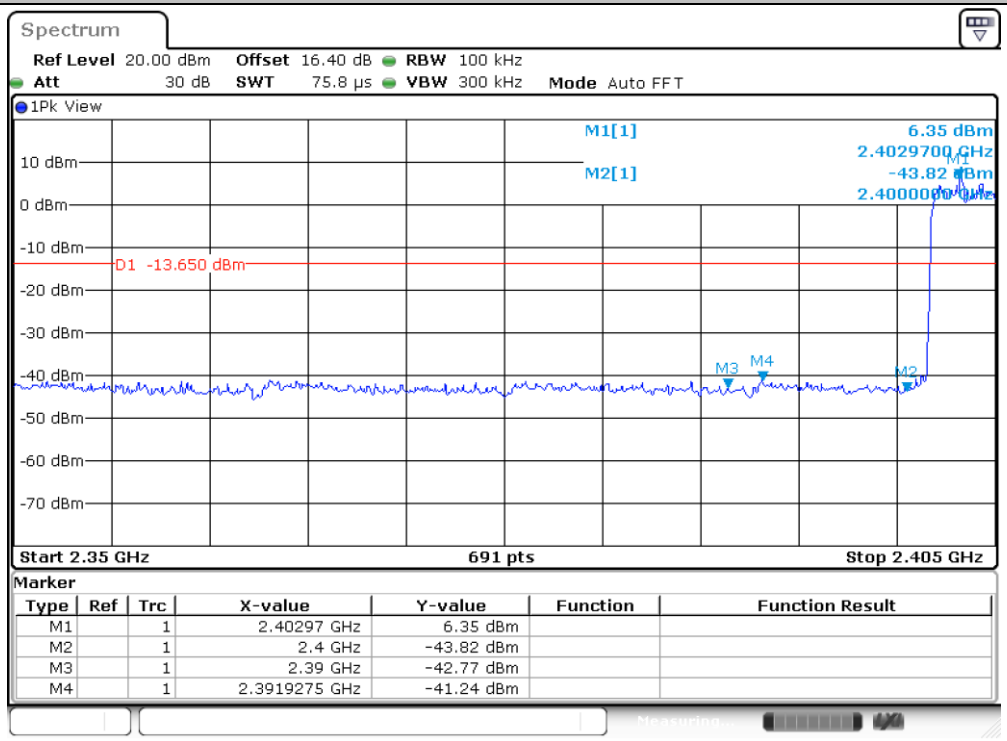

2DH5_Ant0_High_Hop_2480

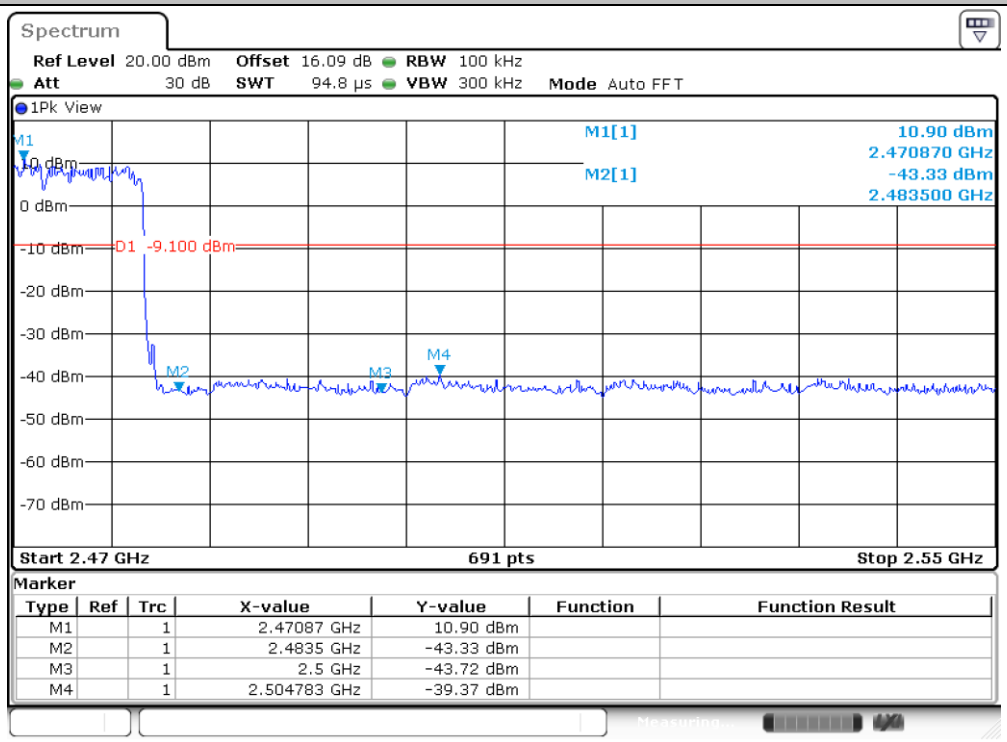

Date: 30.AUG.2024 10:26:19

2DH5_Ant2_High_Hop_2480

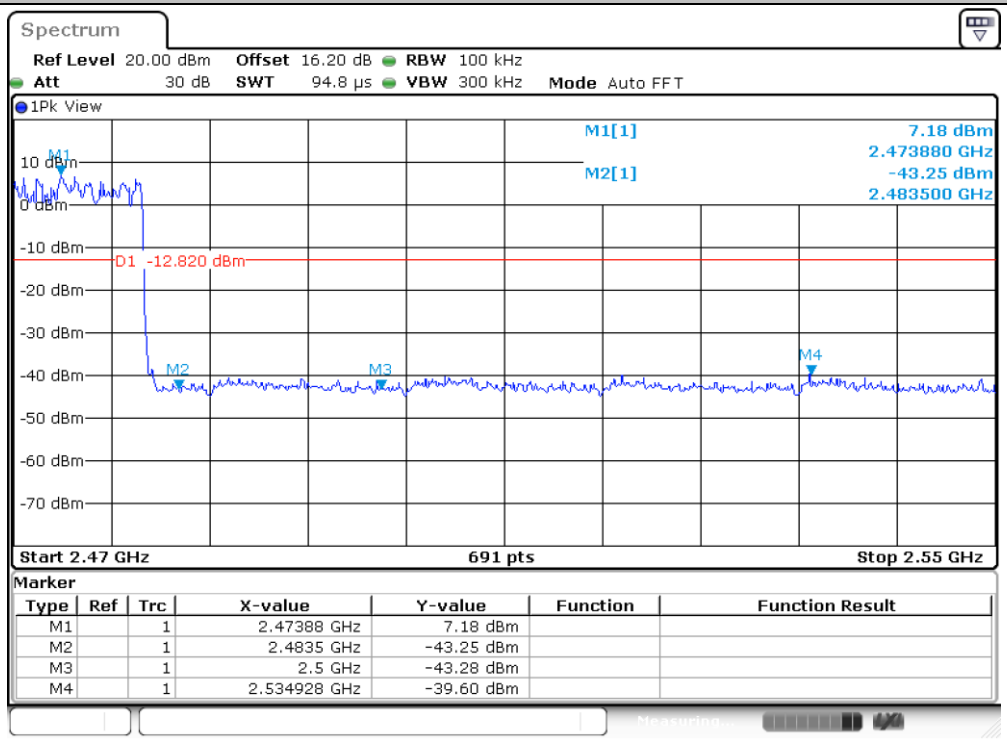

Date: 30.AUG.2024 13:40:48

3DH5_Ant0_Low_2402

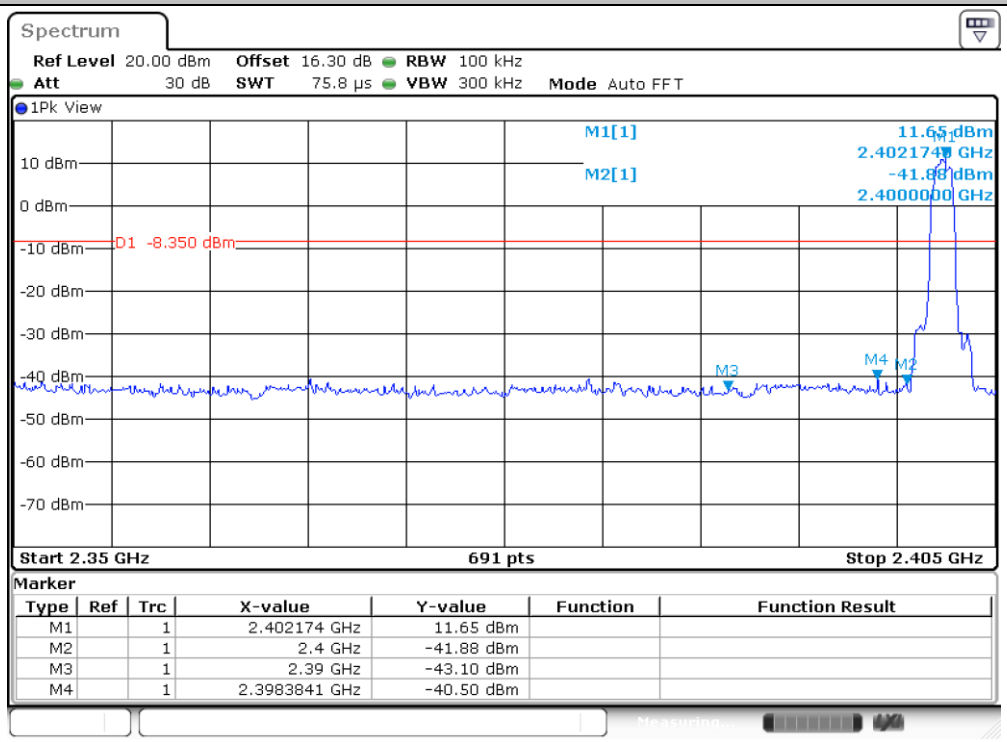

Date: 30.AUG.2024 10:10:37

3DH5_Ant2_Low_2402

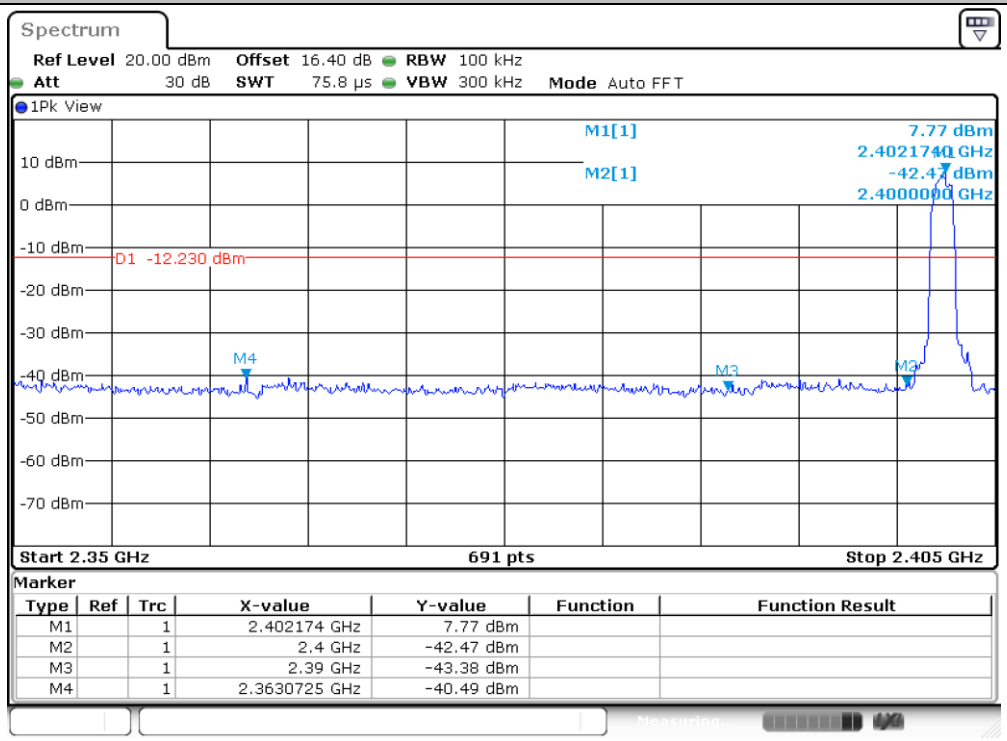

Date: 30.AUG.2024 13:25:47

3DH5_Ant0_High_2480

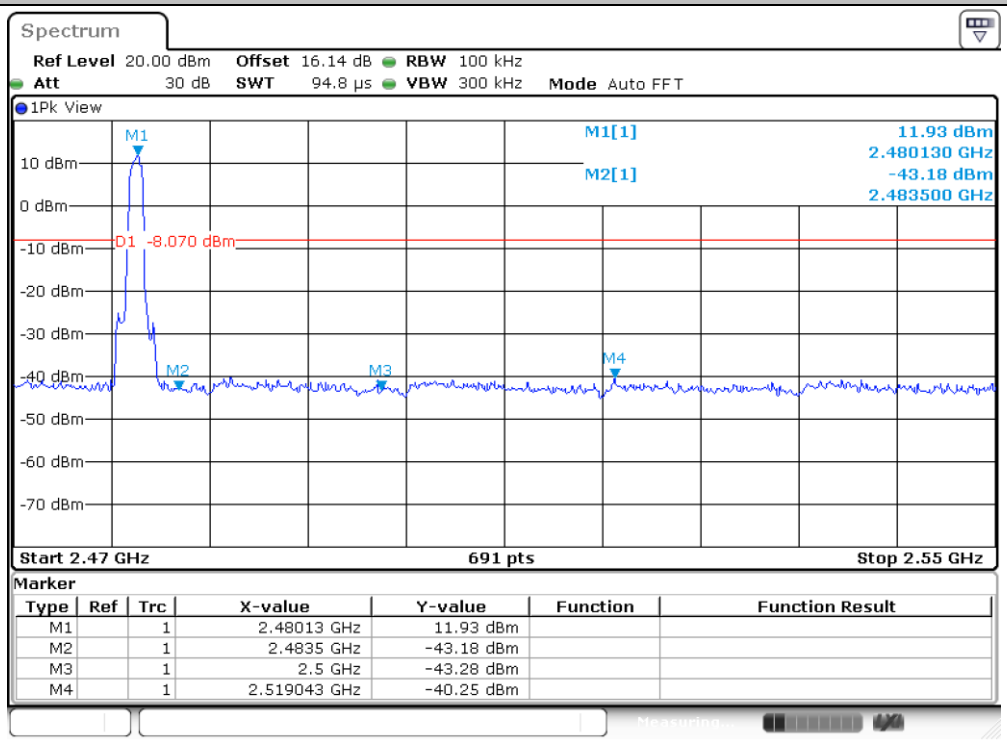

Date: 30.AUG.2024 10:12:51

3DH5_Ant2_High_2480

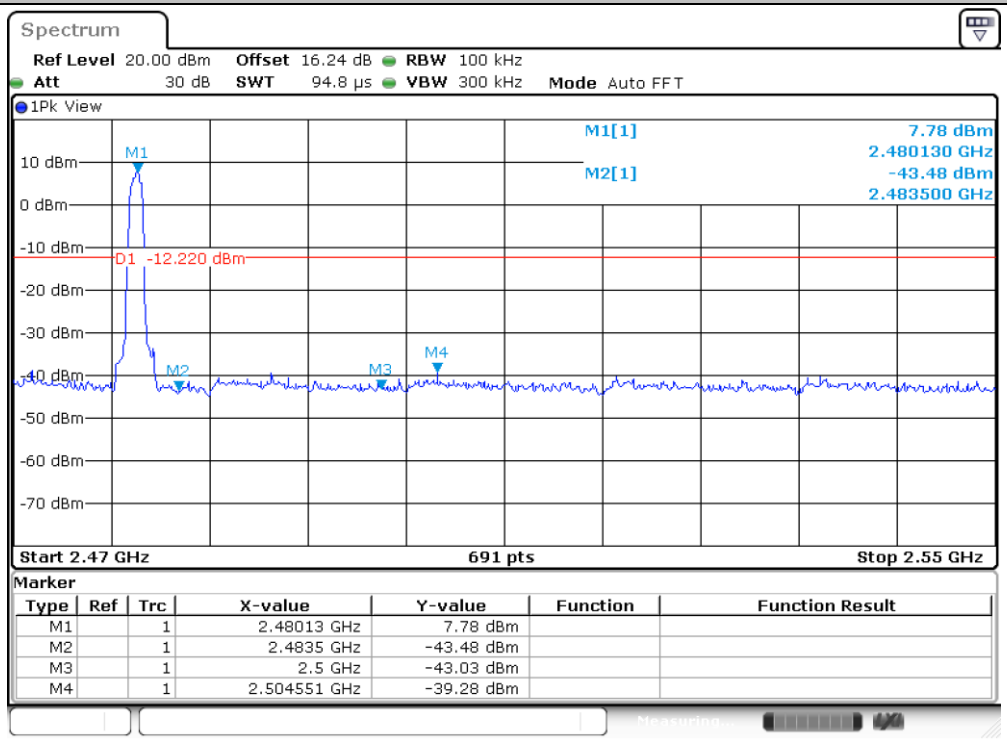

Date: 30.AUG.2024 13:28:07

3DH5_Ant0_Low_Hop_2402

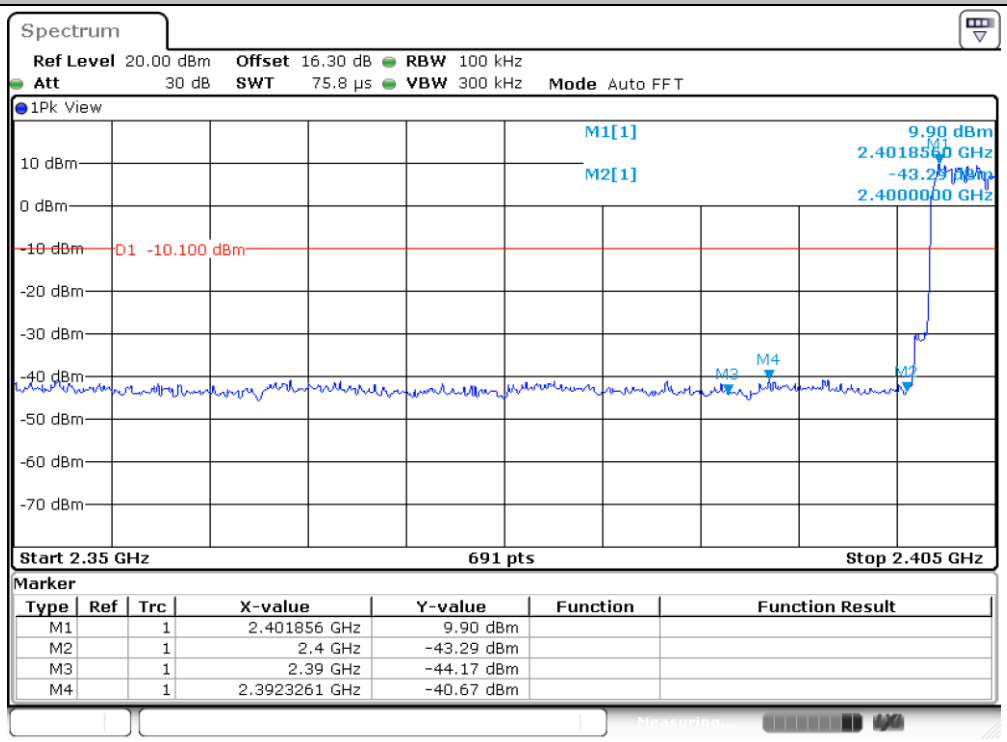

3DH5_Ant2_Low_Hop_2402

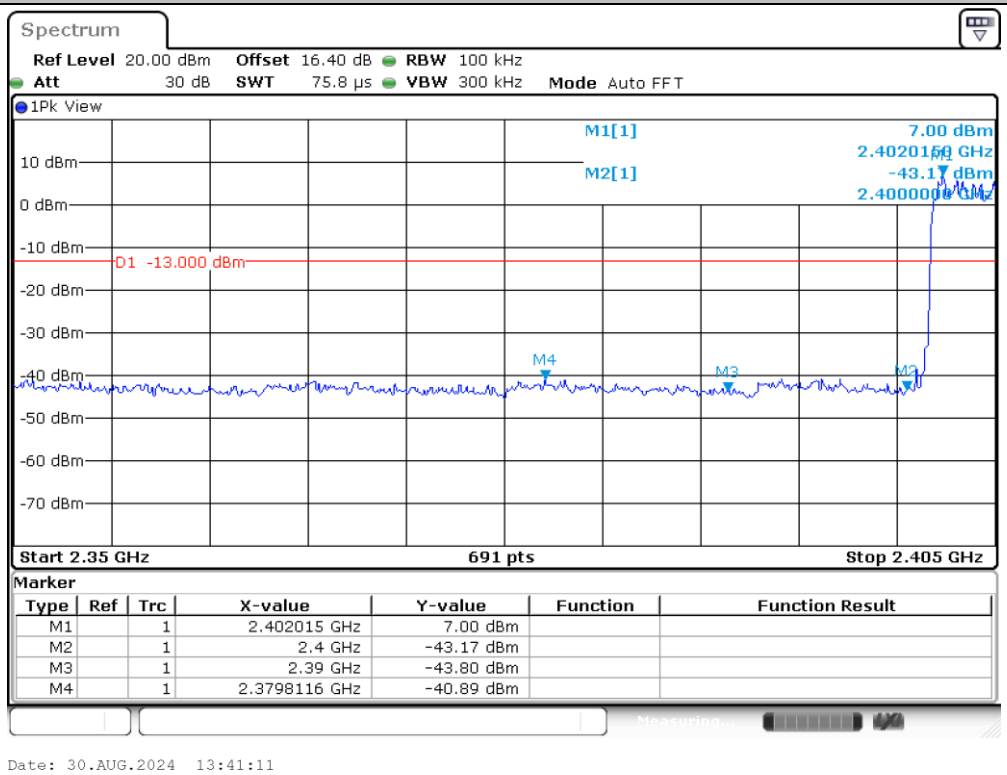

3DH5_Ant0_High_Hop_2480

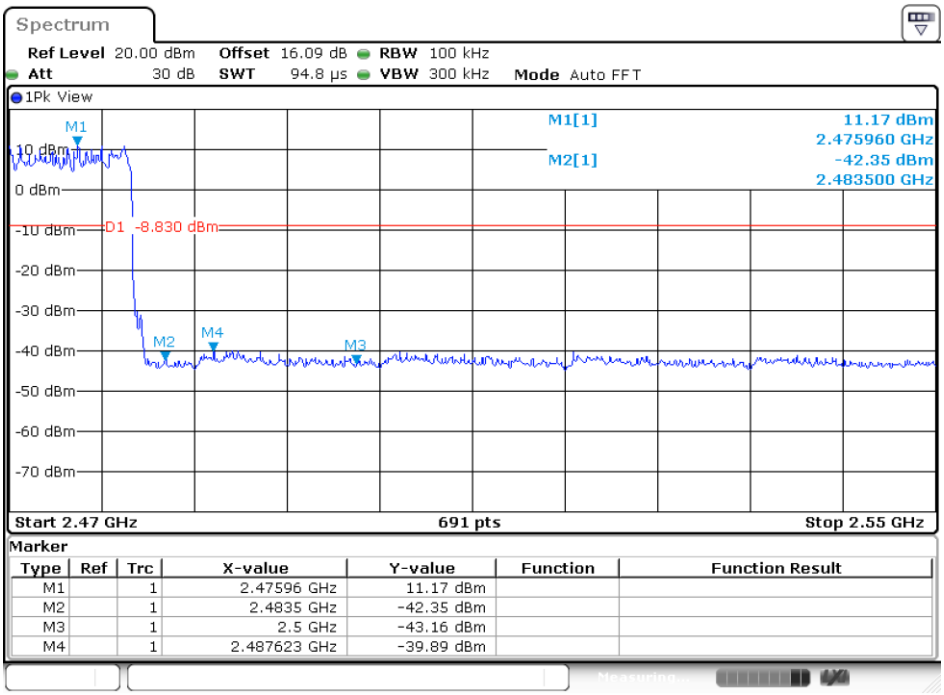

Date: 30.AUG.2024 10:31:50

3DH5_Ant2_High_Hop_2480

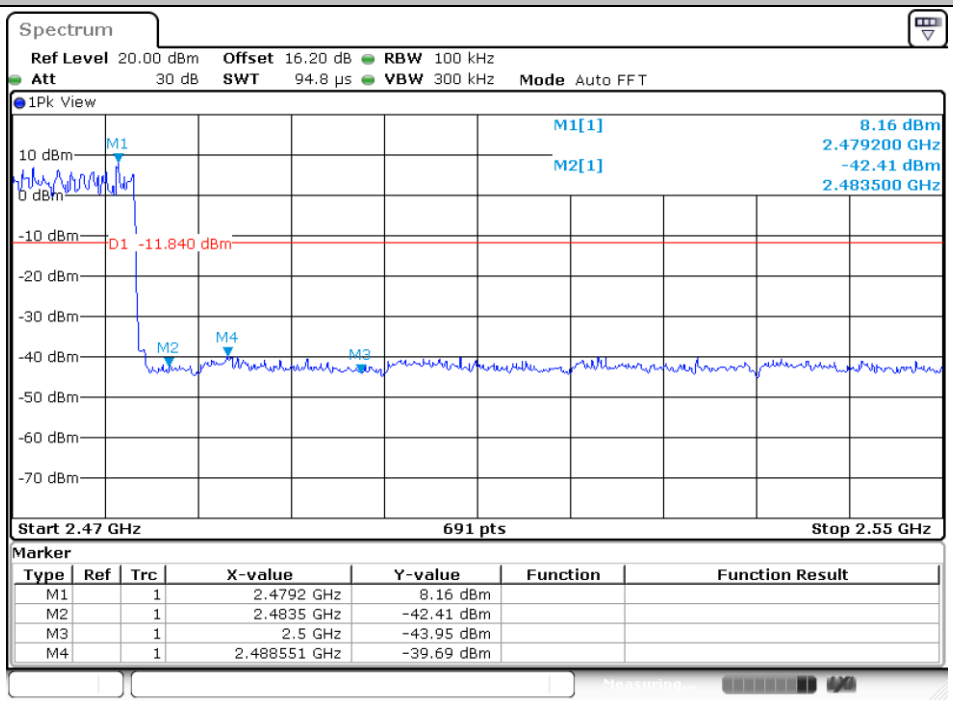

Date: 30.AUG.2024 13:42:27

Conducted Spurious Emission

Test Result

TestMode	Antenna	Freq(MHz)	FreqRange [MHz]	RefLevel [dBm]	Result [dBm]	Limit [dBm]	Verdict
DH5	Ant0	2402	Reference	14.45	14.45	---	PASS
			30~1000	14.45	-41.38	≤-15.55	PASS
			1000~26500	14.45	-22.34	≤-15.55	PASS
	Ant2	2402	Reference	11.31	11.31	---	PASS
			30~1000	11.31	-40.28	≤-18.69	PASS
			1000~26500	11.31	-32.07	≤-18.69	PASS
	Ant0	2441	Reference	14.53	14.53	---	PASS
			30~1000	14.53	-41.82	≤-15.47	PASS
			1000~26500	14.53	-21.96	≤-15.47	PASS
	Ant2	2441	Reference	11.22	11.22	---	PASS
			30~1000	11.22	-40.77	≤-18.78	PASS
			1000~26500	11.22	-32.21	≤-18.78	PASS
	Ant0	2480	Reference	14.59	14.59	---	PASS
			30~1000	14.59	-41.45	≤-15.41	PASS
			1000~26500	14.59	-22.24	≤-15.41	PASS
	Ant2	2480	Reference	11.73	11.73	---	PASS
			30~1000	11.73	-41.44	≤-18.27	PASS
			1000~26500	11.73	-31.85	≤-18.27	PASS
2DH5	Ant0	2402	Reference	11.57	11.57	---	PASS
			30~1000	11.57	-41.68	≤-18.43	PASS
			1000~26500	11.57	-25.87	≤-18.43	PASS
	Ant2	2402	Reference	7.84	7.84	---	PASS
			30~1000	7.84	-41.85	≤-22.16	PASS
			1000~26500	7.84	-31.76	≤-22.16	PASS
	Ant0	2441	Reference	11.76	11.76	---	PASS
			30~1000	11.76	-41.19	≤-18.24	PASS
			1000~26500	11.76	-27.89	≤-18.24	PASS
	Ant2	2441	Reference	7.63	7.63	---	PASS
			30~1000	7.63	-41.76	≤-22.37	PASS
			1000~26500	7.63	-31.44	≤-22.37	PASS
	Ant0	2480	Reference	11.87	11.87	---	PASS
			30~1000	11.87	-41.79	≤-18.13	PASS
			1000~26500	11.87	-24.84	≤-18.13	PASS

	Ant2	2480	Reference	8.01	8.01	---	PASS
			30~1000	8.01	-41.95	≤-21.99	PASS
			1000~26500	8.01	-31.78	≤-21.99	PASS
3DH5	Ant0	2402	Reference	11.72	11.72	---	PASS
			30~1000	11.72	-40.85	≤-18.28	PASS
			1000~26500	11.72	-26.57	≤-18.28	PASS
	Ant2	2402	Reference	7.97	7.97	---	PASS
			30~1000	7.97	-41.54	≤-22.03	PASS
			1000~26500	7.97	-31.9	≤-22.03	PASS
	Ant0	2441	Reference	11.86	11.86	---	PASS
			30~1000	11.86	-41.59	≤-18.14	PASS
			1000~26500	11.86	-26.46	≤-18.14	PASS
	Ant2	2441	Reference	7.79	7.79	---	PASS
			30~1000	7.79	-41.44	≤-22.21	PASS
			1000~26500	7.79	-32.52	≤-22.21	PASS
	Ant0	2480	Reference	11.97	11.97	---	PASS
			30~1000	11.97	-41.85	≤-18.03	PASS
			1000~26500	11.97	-26.27	≤-18.03	PASS
	Ant2	2480	Reference	8.12	8.12	---	PASS
			30~1000	8.12	-41.37	≤-21.88	PASS
			1000~26500	8.12	-31.8	≤-21.88	PASS

Test Graphs

DH5_Ant0_2402_0~Reference

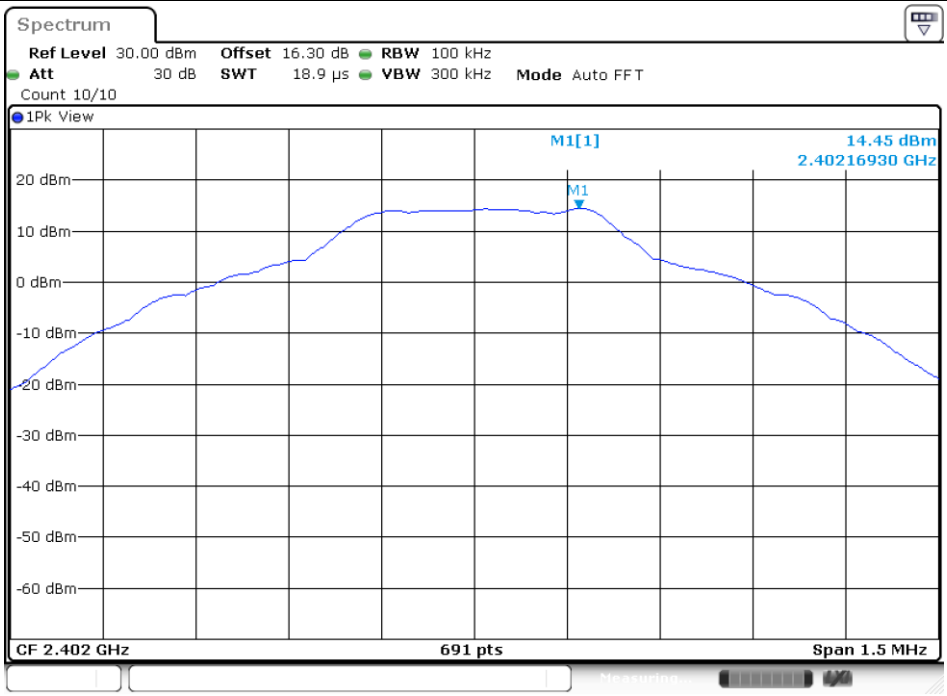

DH5_Ant0_2402_30~1000

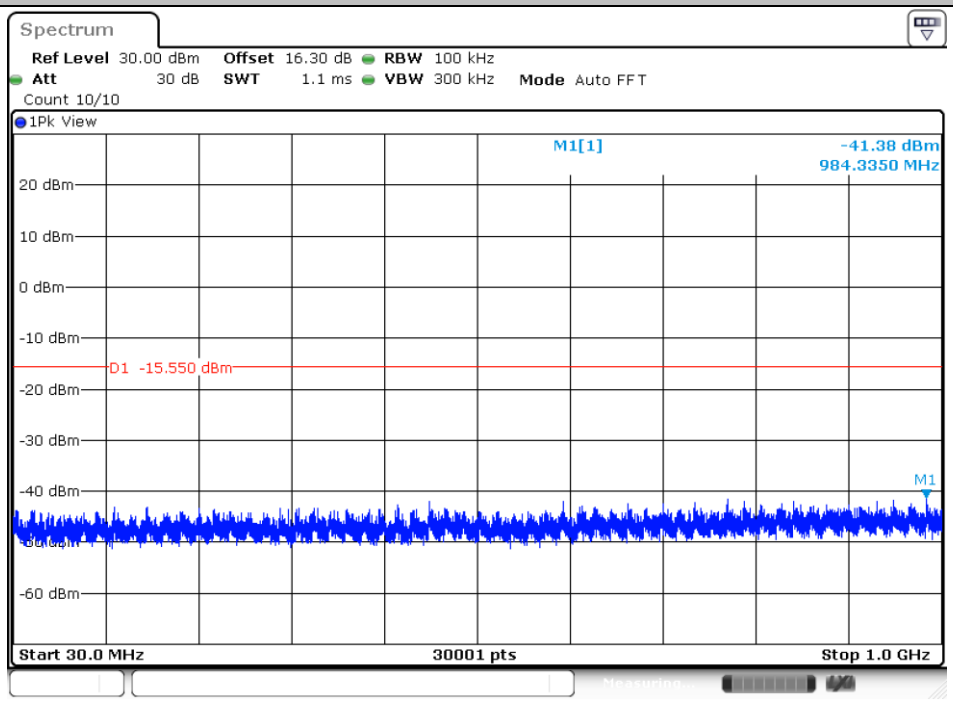

DH5_Ant0_2402_1000~26500

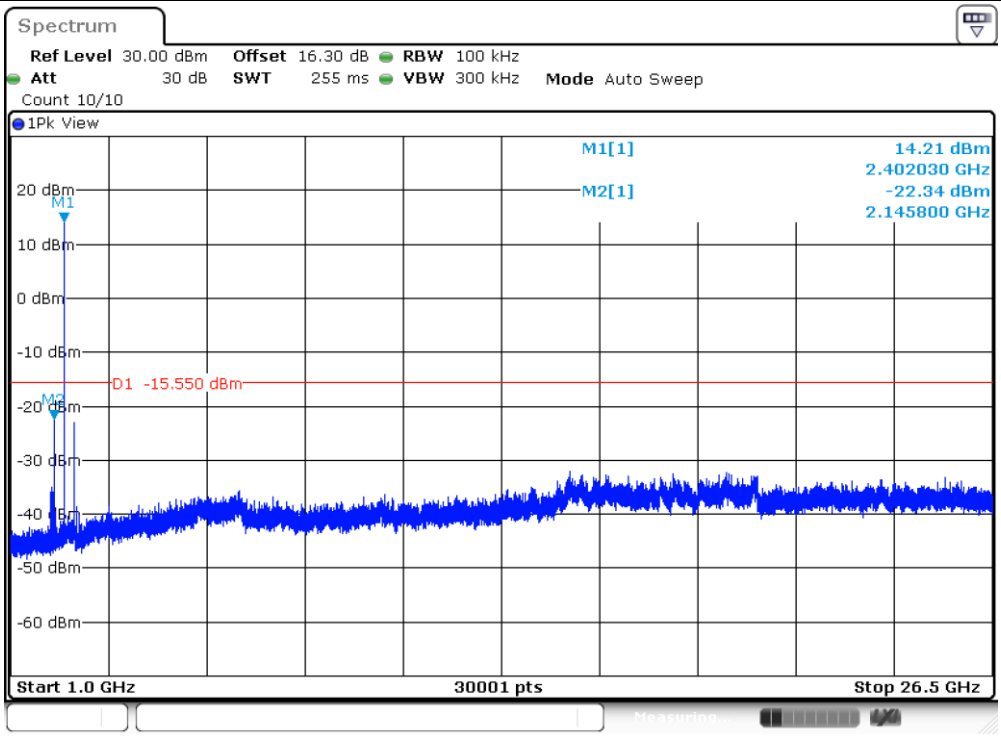

Date: 30.AUG.2024 09:55:58

DH5_Ant2_2402_0~Reference

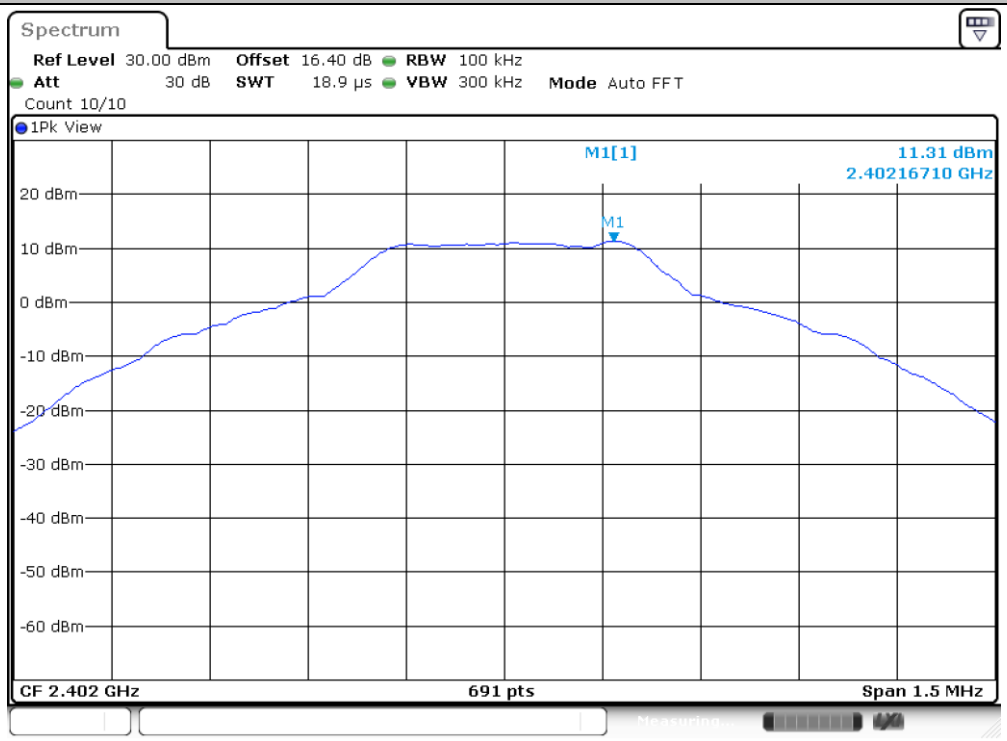

Date: 30.AUG.2024 13:14:25

DH5_Ant2_2402_30~1000

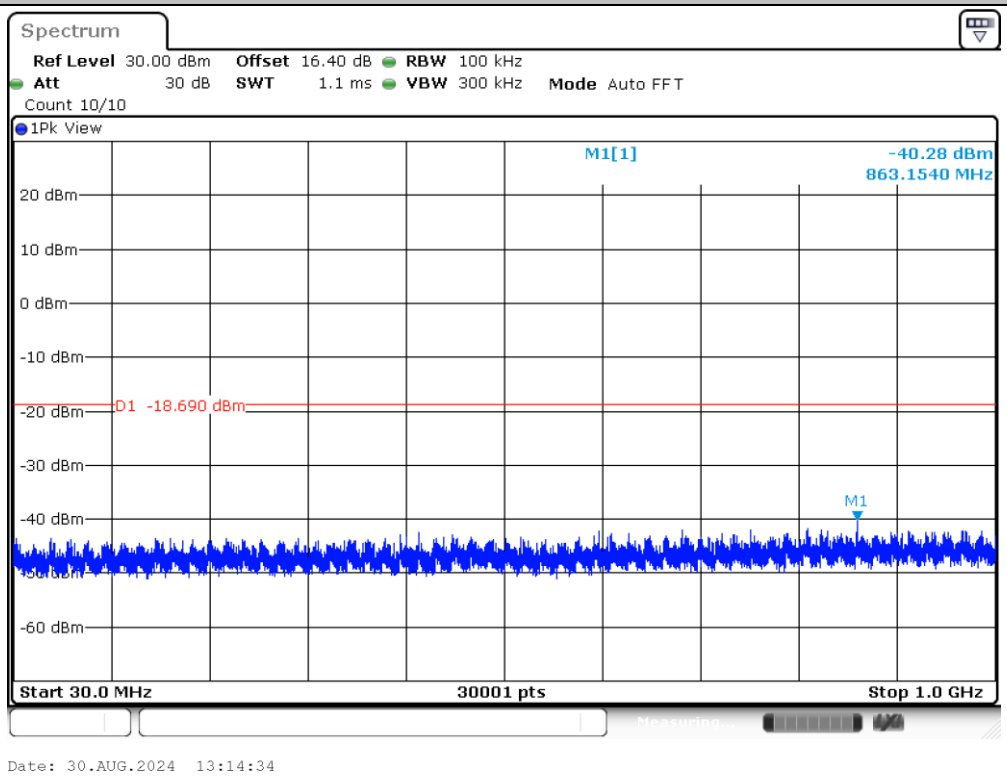

DH5_Ant2_2402_1000~26500

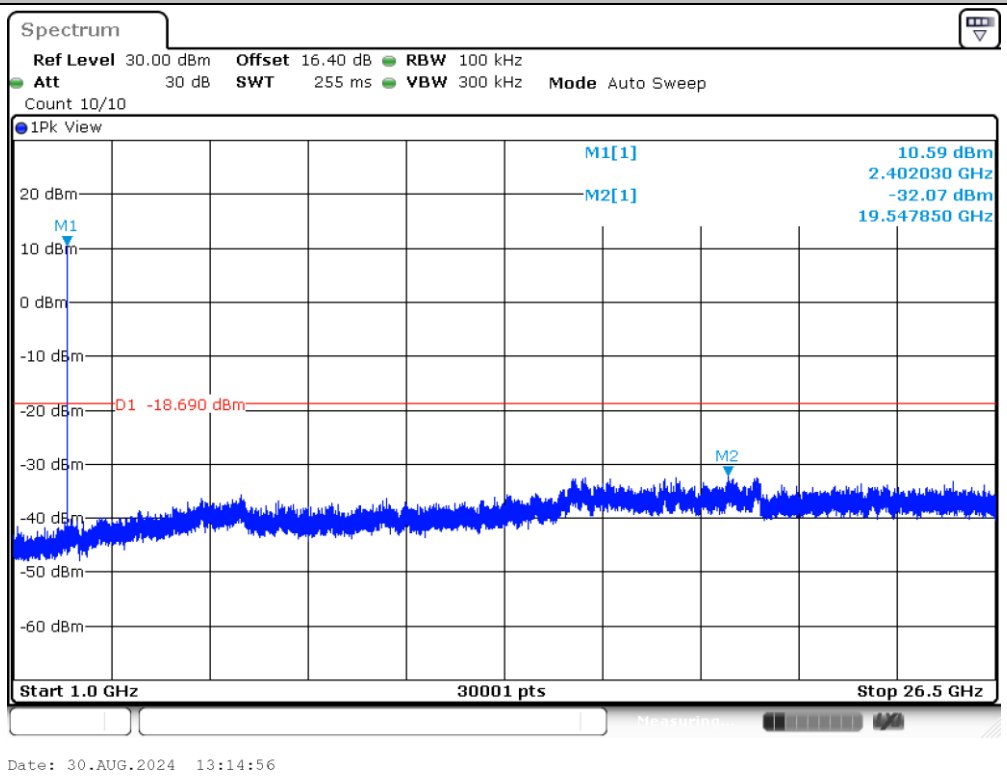

DH5_Ant0_2441_0~Reference

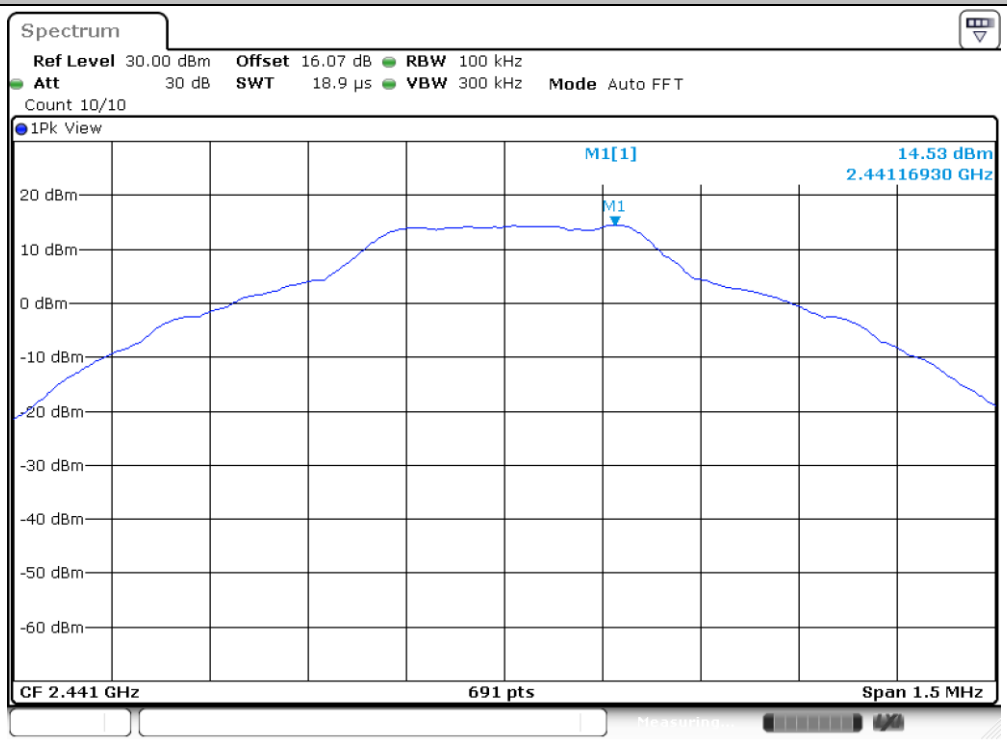

DH5_Ant0_2441_30~1000

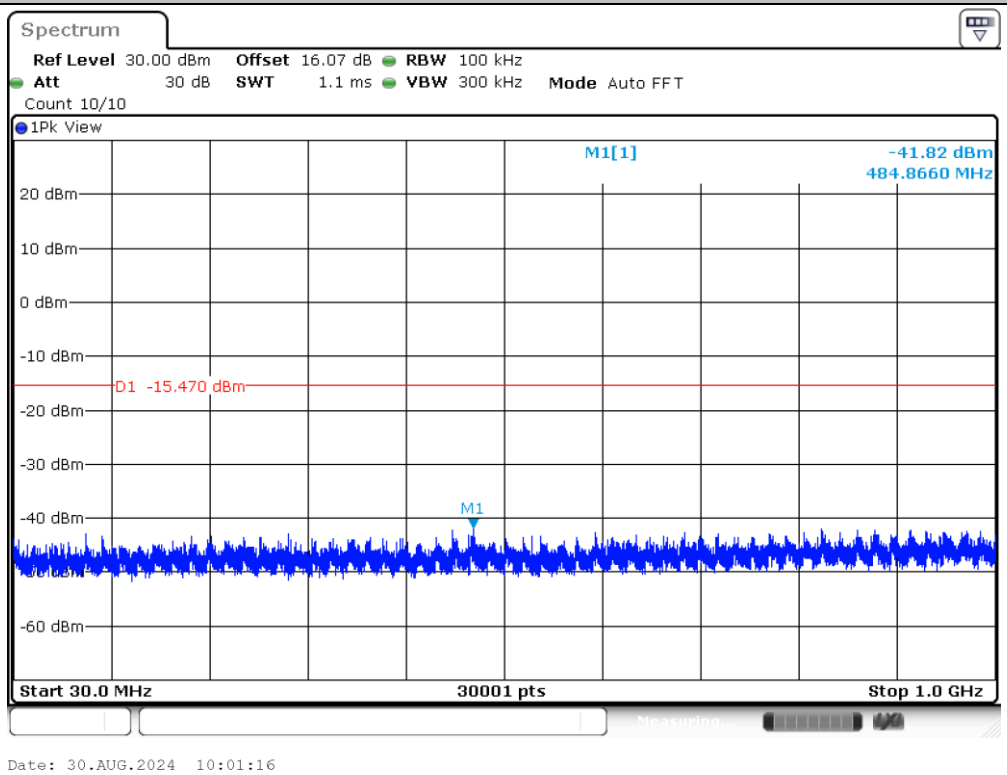

DH5_Ant0_2441_1000~26500

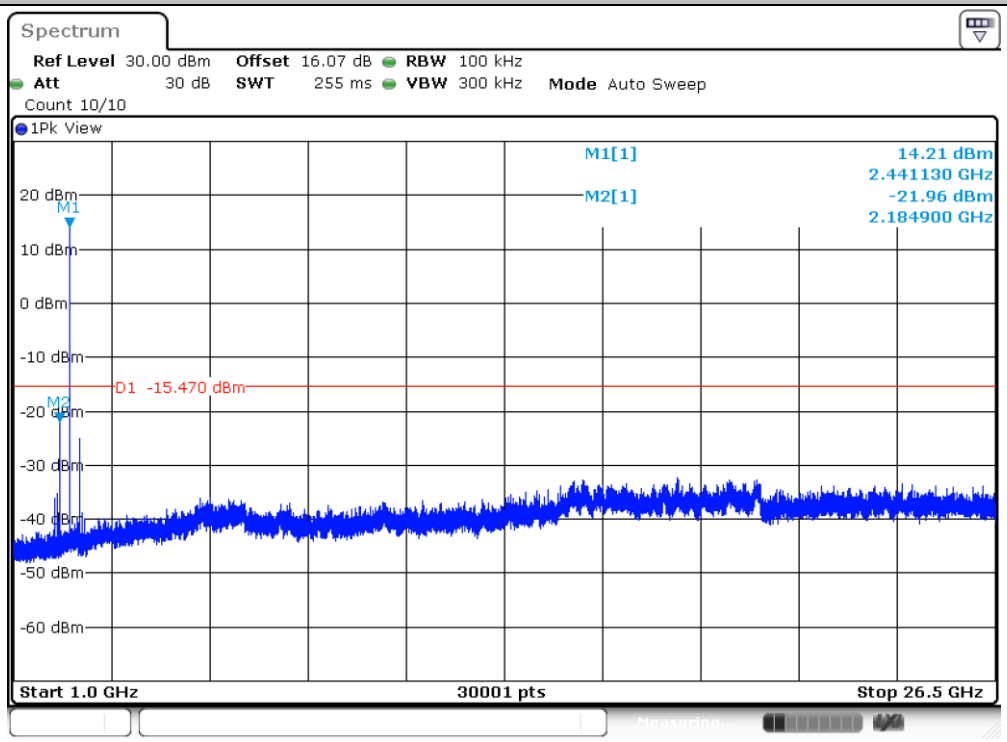

Date: 30.AUG.2024 10:01:38

DH5_Ant2_2441_0~Reference

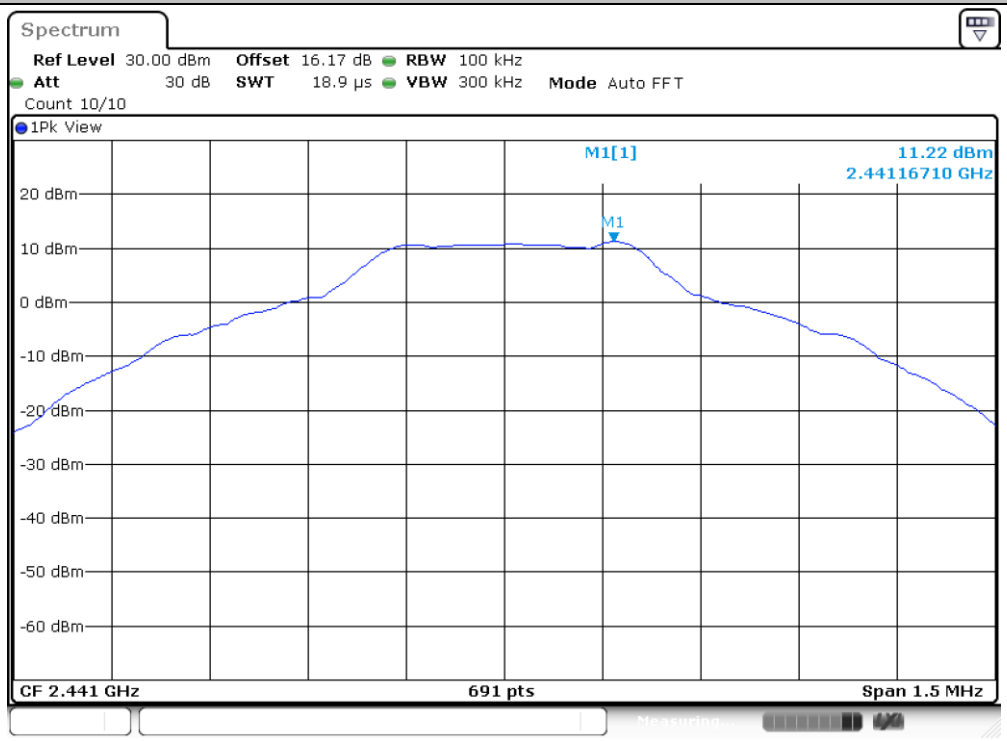

Date: 30.AUG.2024 13:15:28

DH5_Ant2_2441_30~1000

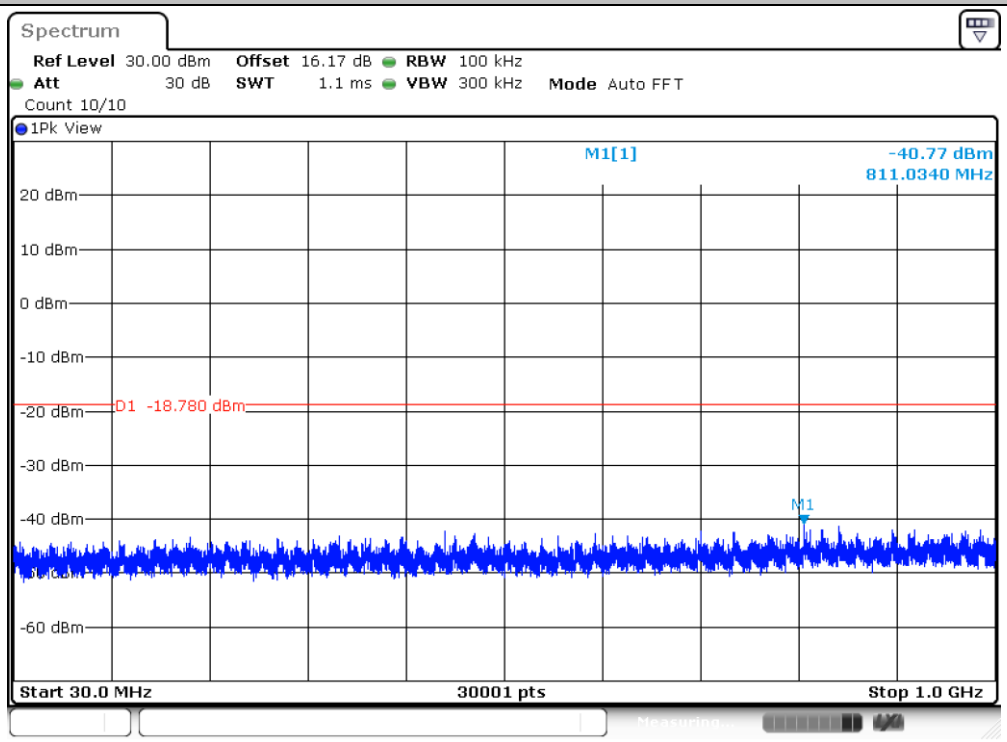

Date: 30.AUG.2024 13:15:37

DH5_Ant2_2441_1000~26500

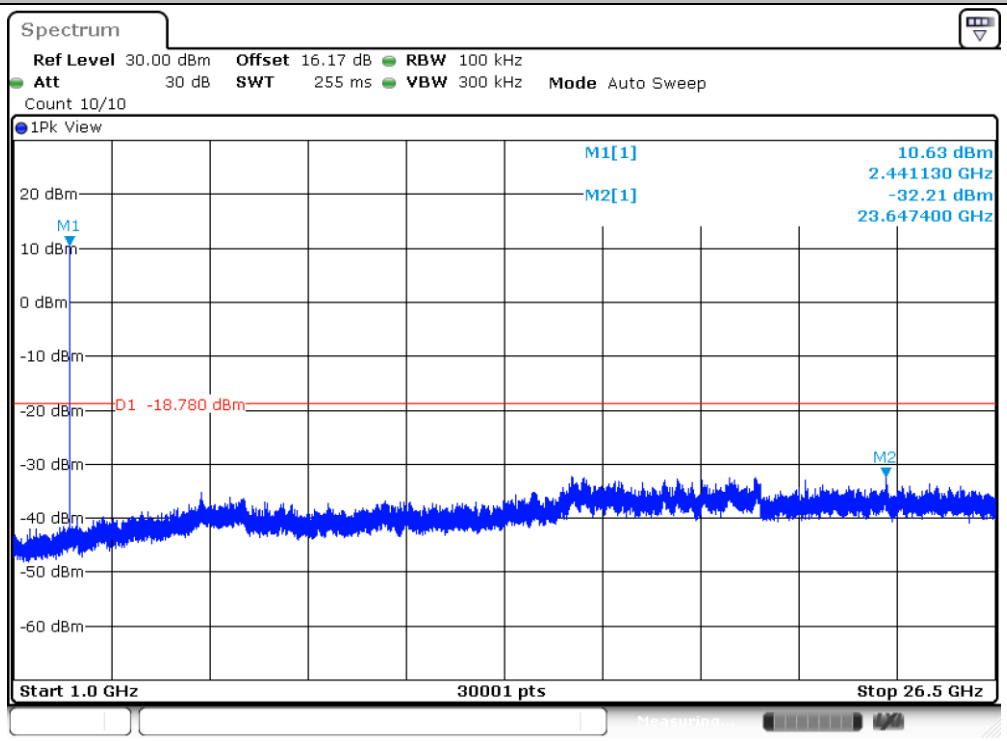

Date: 30.AUG.2024 13:15:59

DH5_Ant0_2480_0~Reference

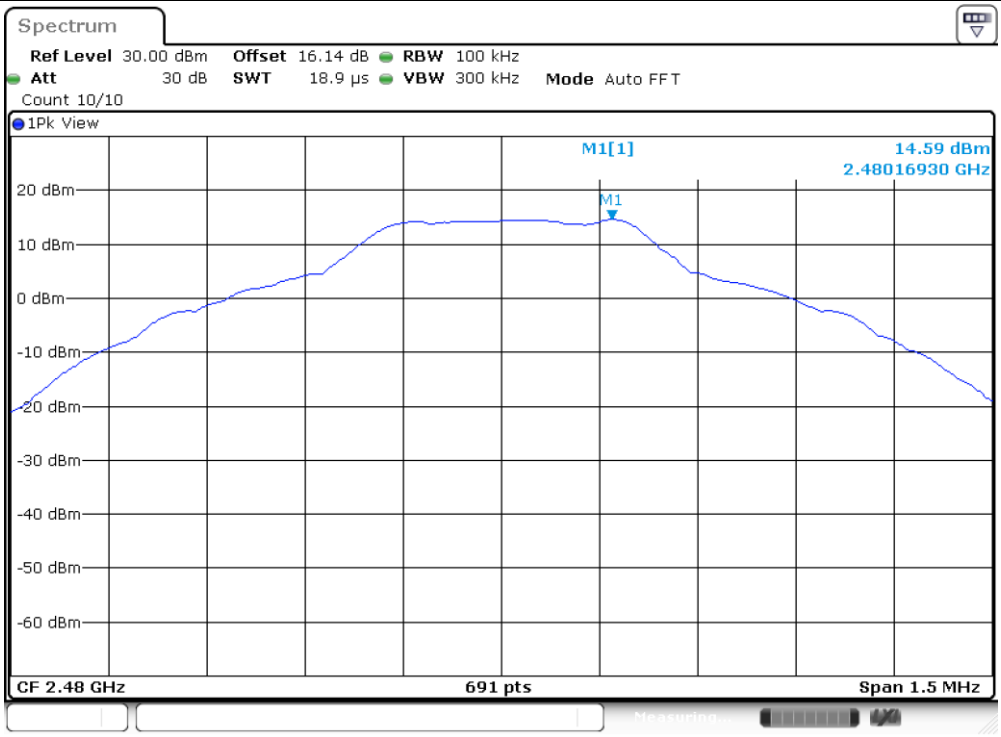

Date: 30.AUG.2024 10:02:21

DH5_Ant0_2480_30~1000

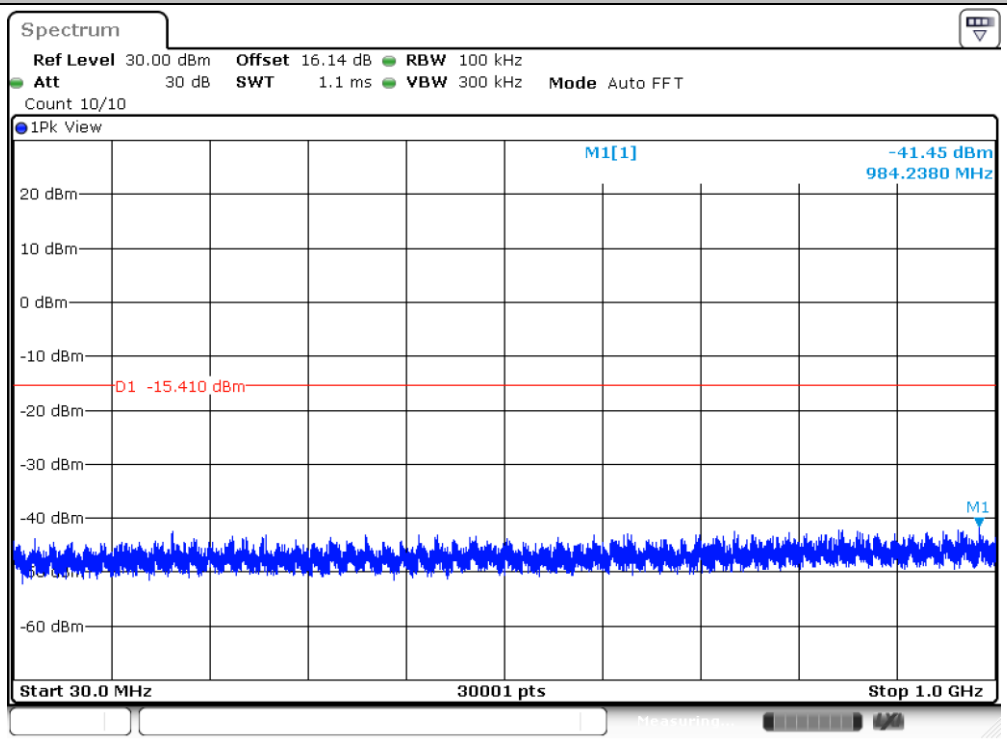

Date: 30.AUG.2024 10:02:29

DH5_Ant0_2480_1000~26500

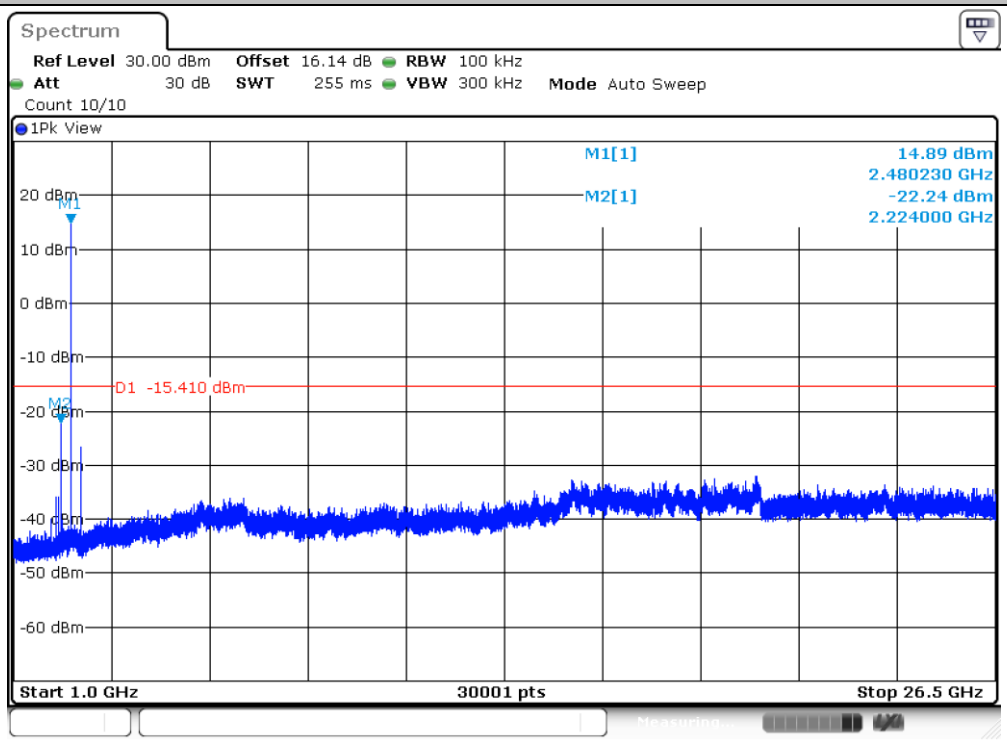

Date: 30.AUG.2024 10:02:51

DH5_Ant2_2480_0~Reference

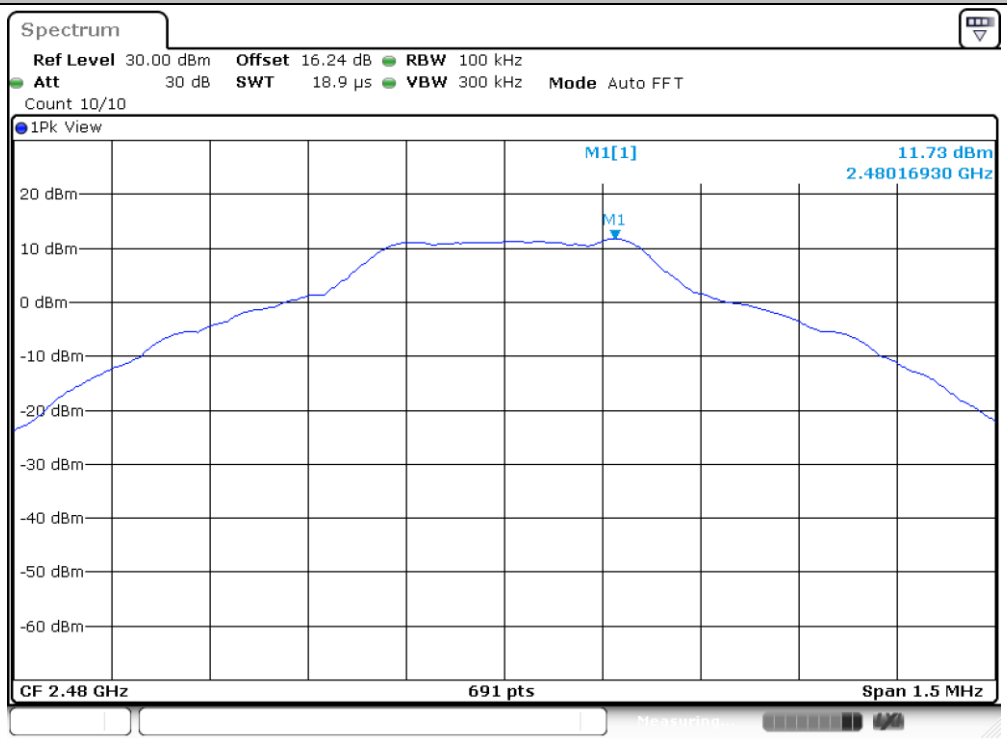

Date: 30.AUG.2024 13:16:43

DH5_Ant2_2480_30~1000

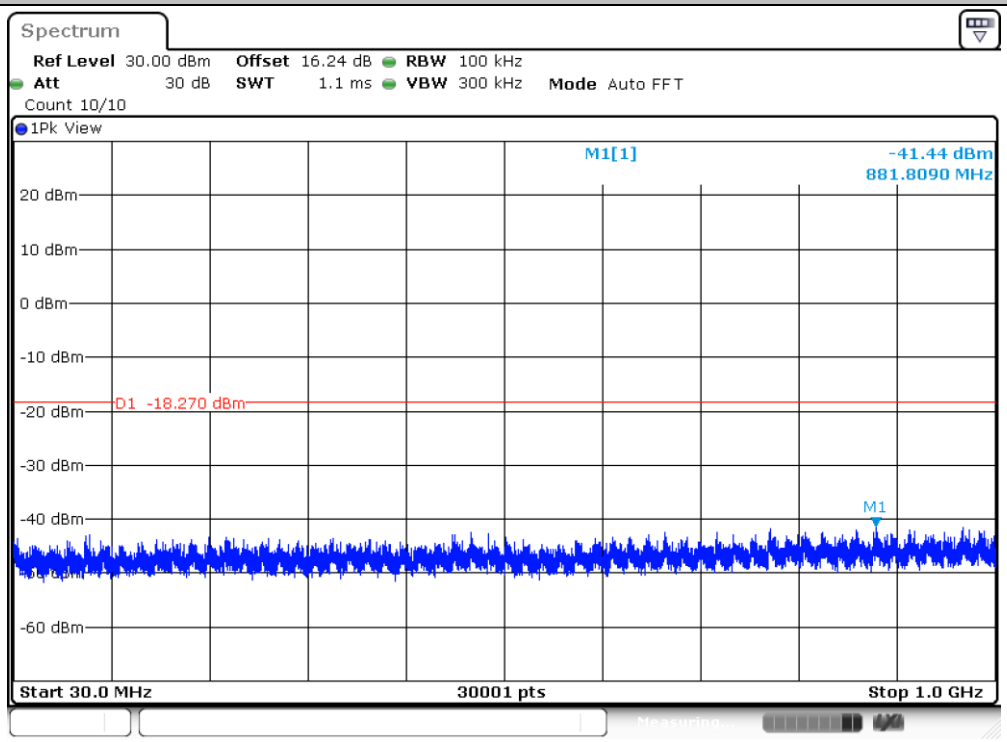

Date: 30.AUG.2024 13:16:51

DH5_Ant2_2480_1000~26500

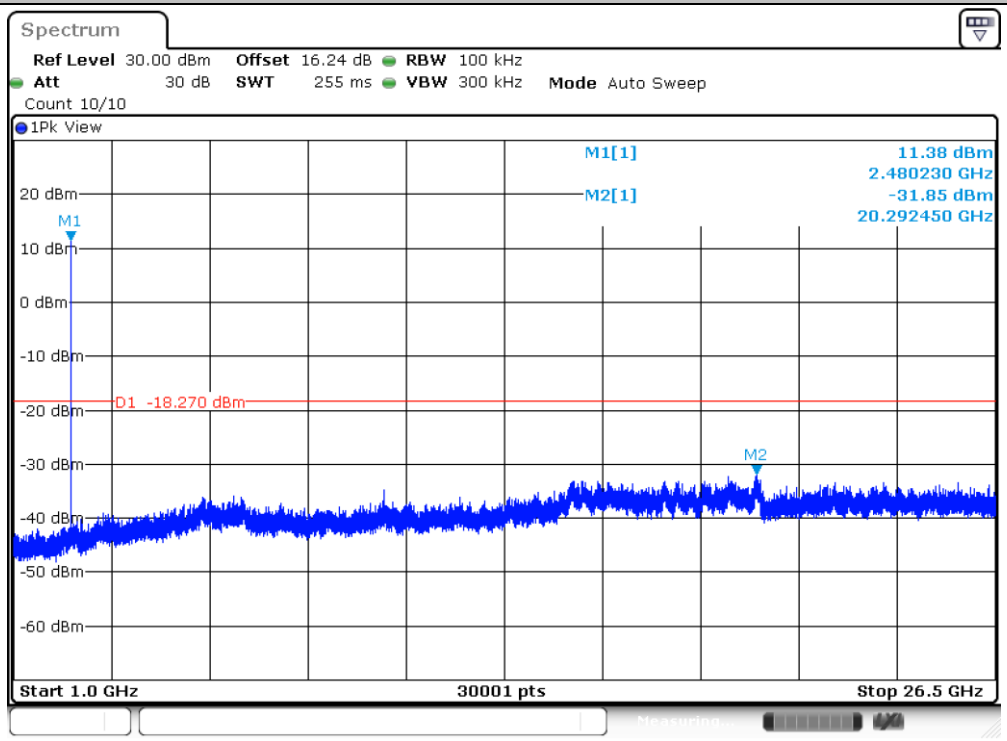

Date: 30.AUG.2024 13:17:13

2DH5_Ant0_2402_0~Reference

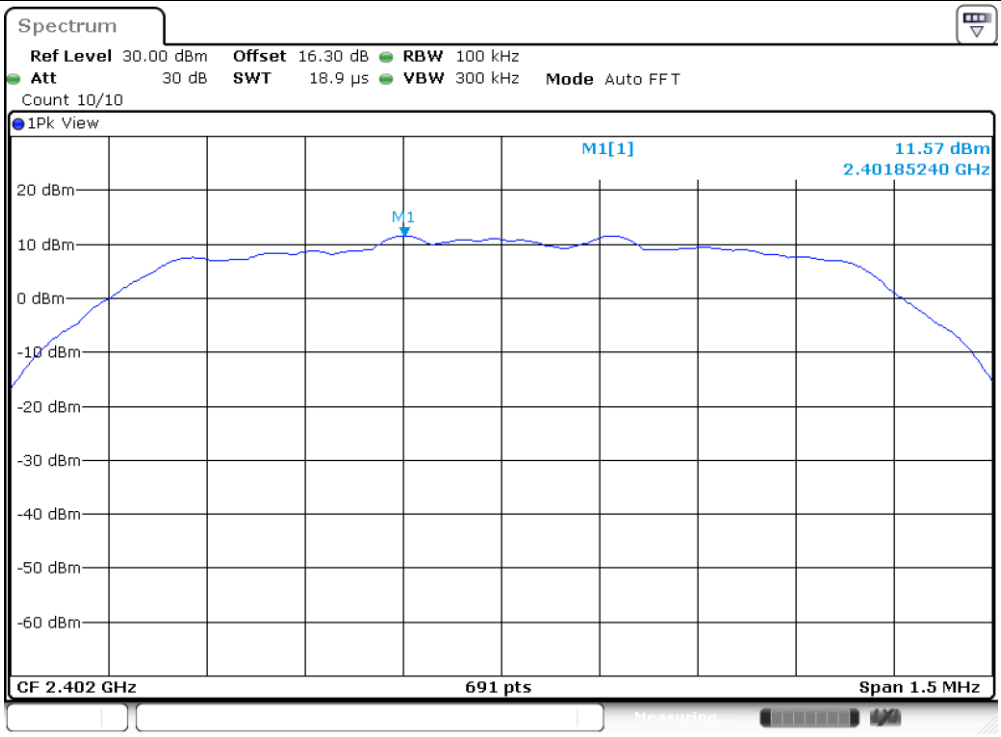

Date: 30.AUG.2024 10:05:02

2DH5_Ant0_2402_30~1000

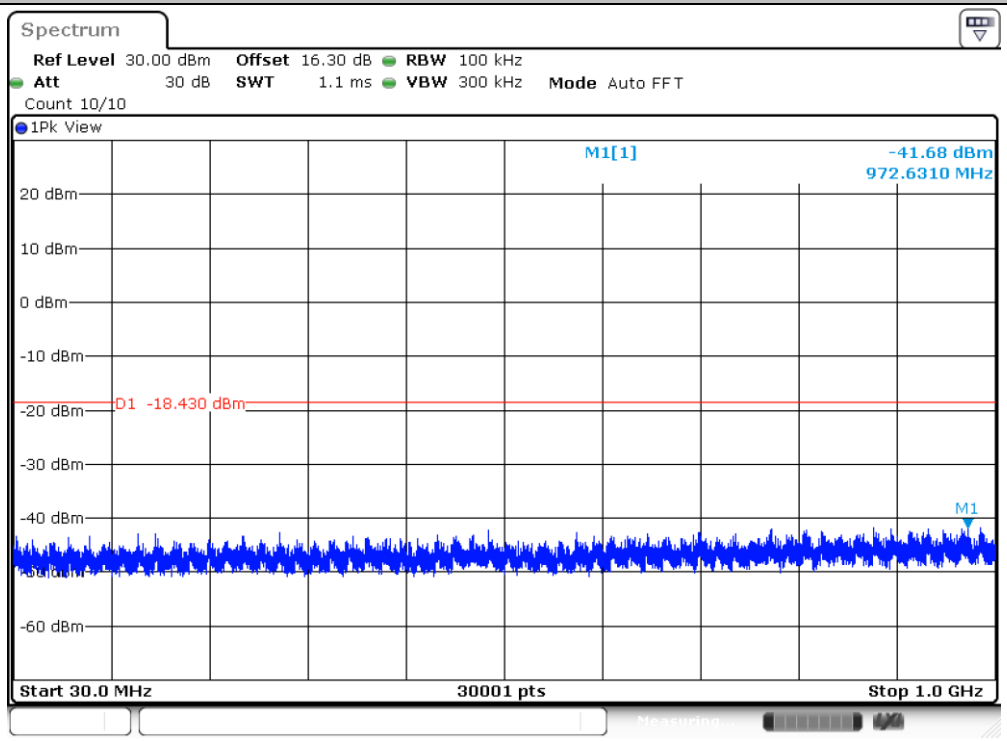

Date: 30.AUG.2024 10:05:10

2DH5_Ant0_2402_1000~26500

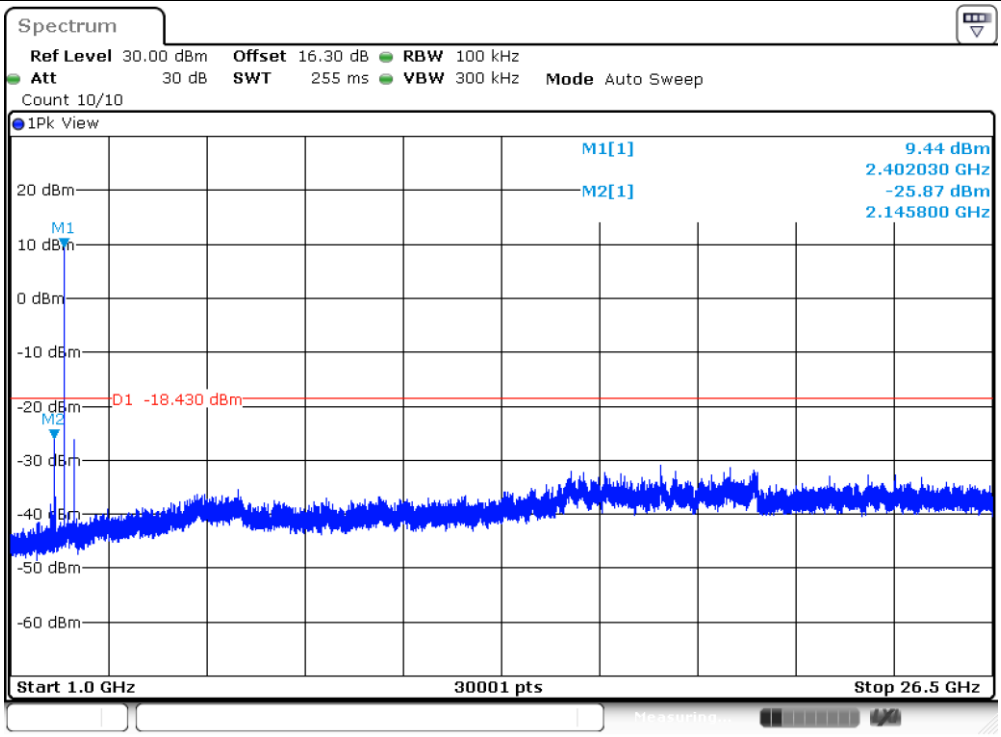

Date: 30.AUG.2024 10:05:32

2DH5_Ant2_2402_0~Reference

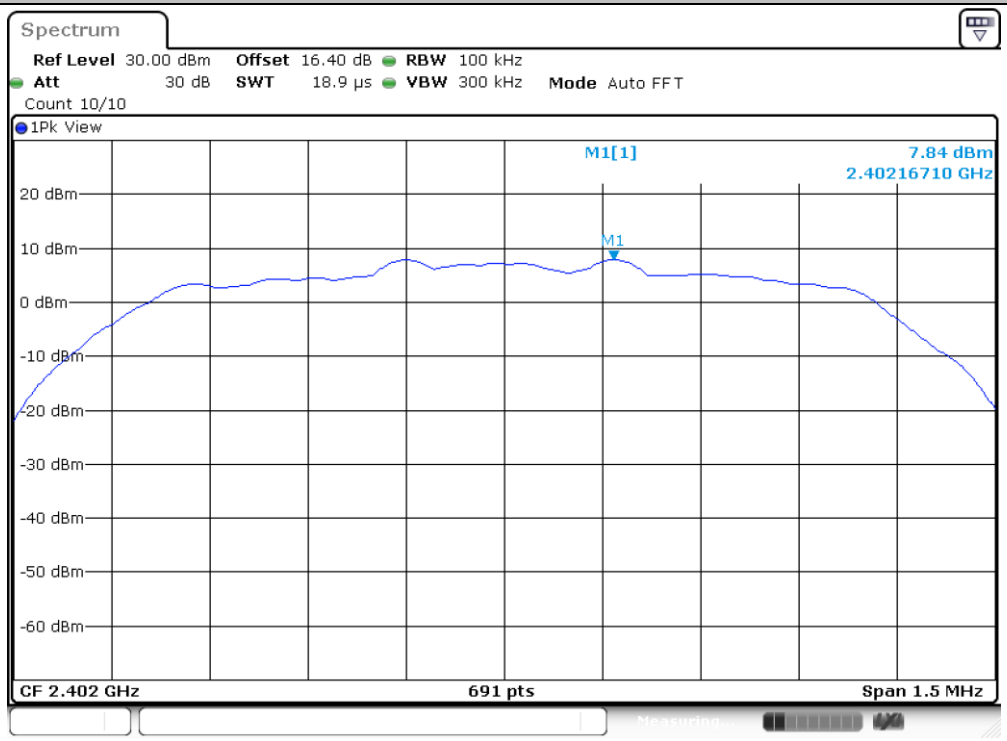

Date: 30.AUG.2024 13:21:38

2DH5_Ant2_2402_30~1000

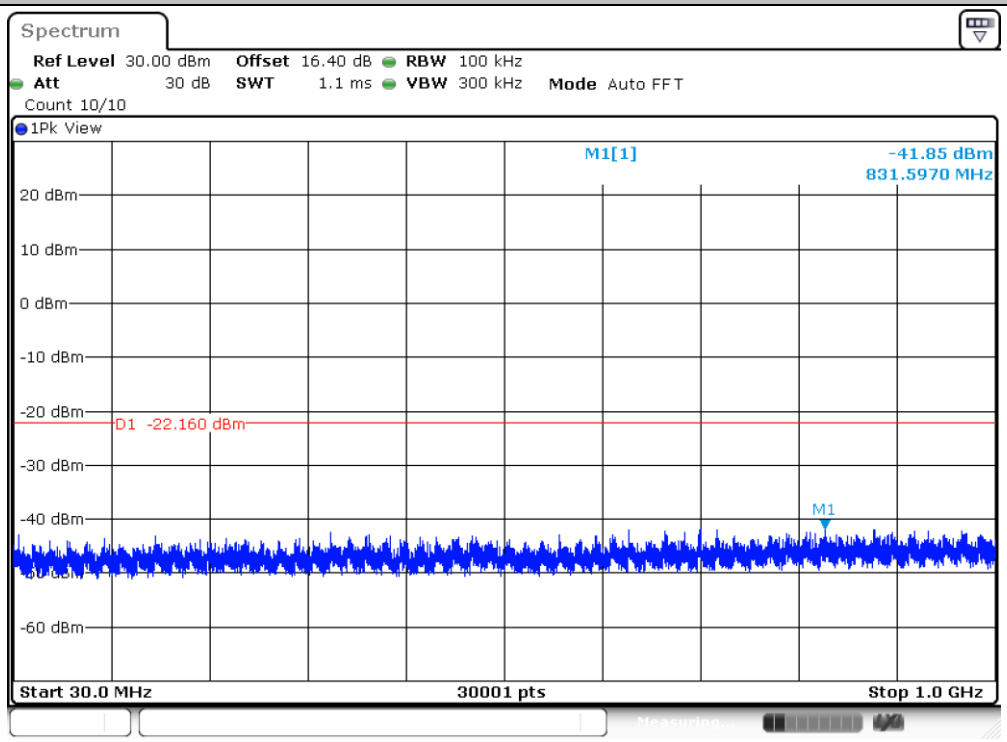

Date: 30.AUG.2024 13:21:46

2DH5_Ant2_2402_1000~26500

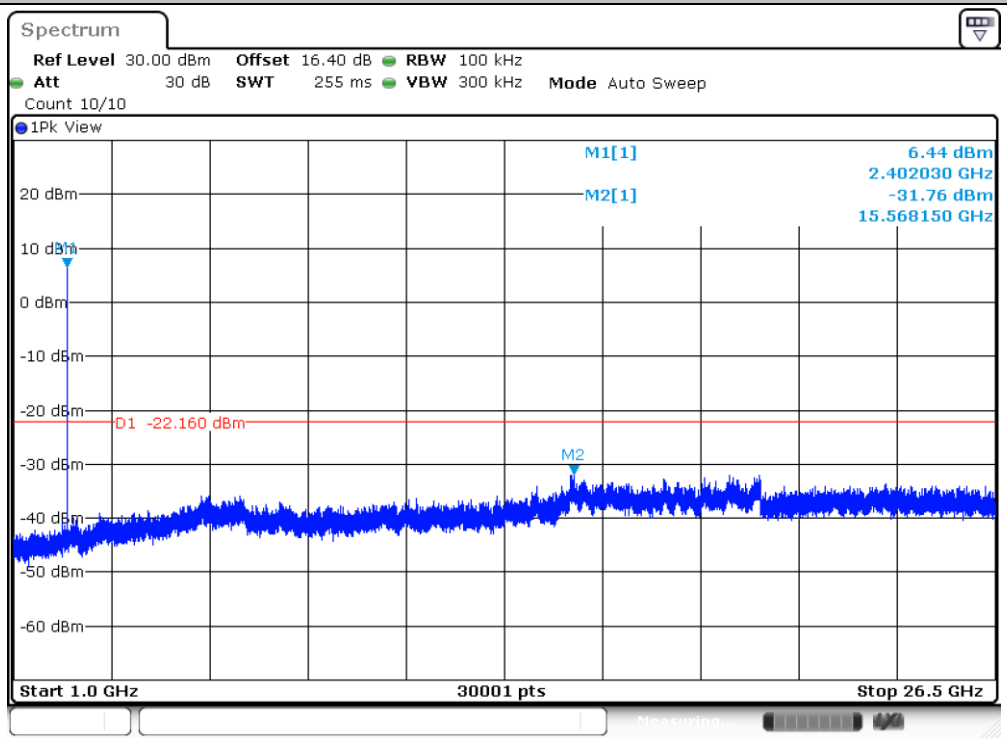

Date: 30.AUG.2024 13:22:08

2DH5_Ant0_2441_0~Reference

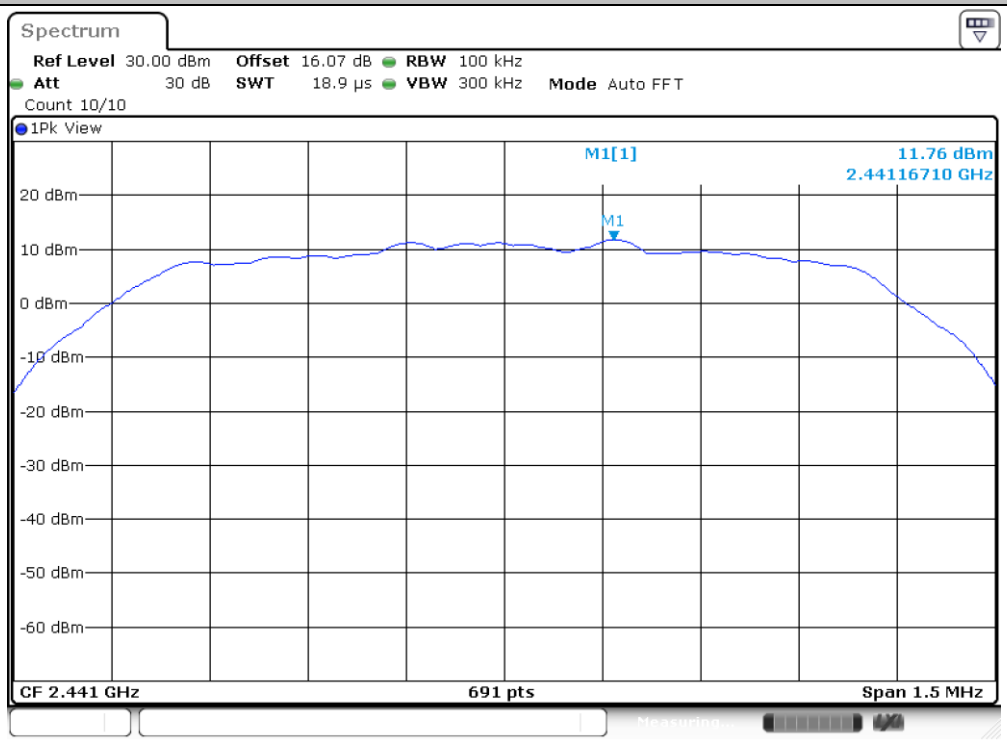

2DH5_Ant0_2441_30~1000

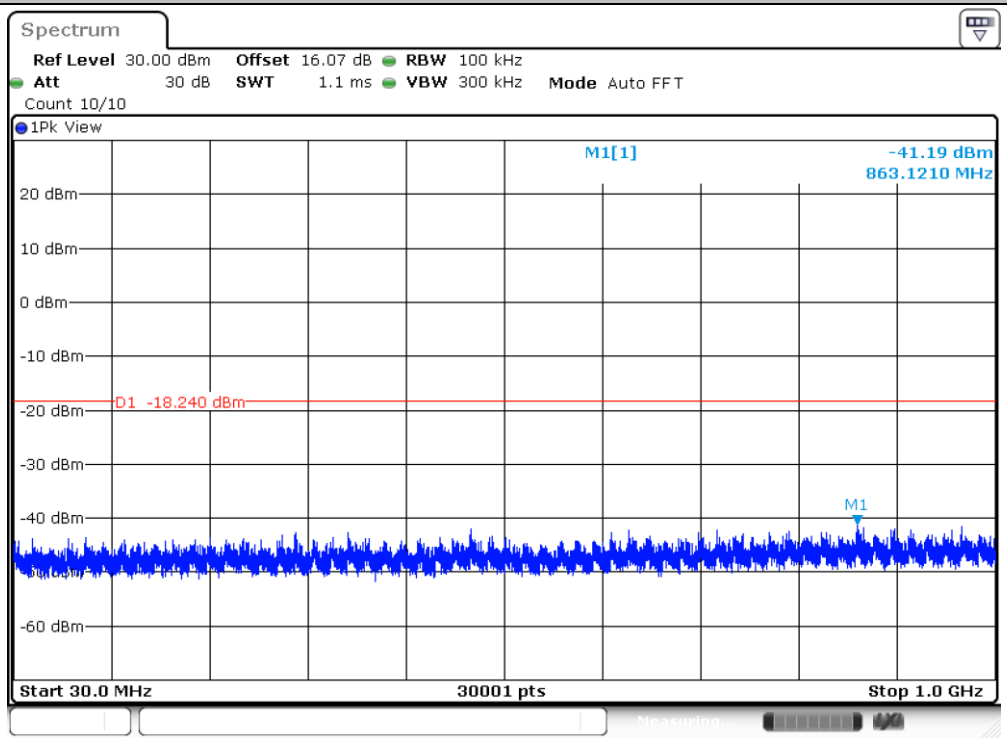

2DH5_Ant0_2441_1000~26500

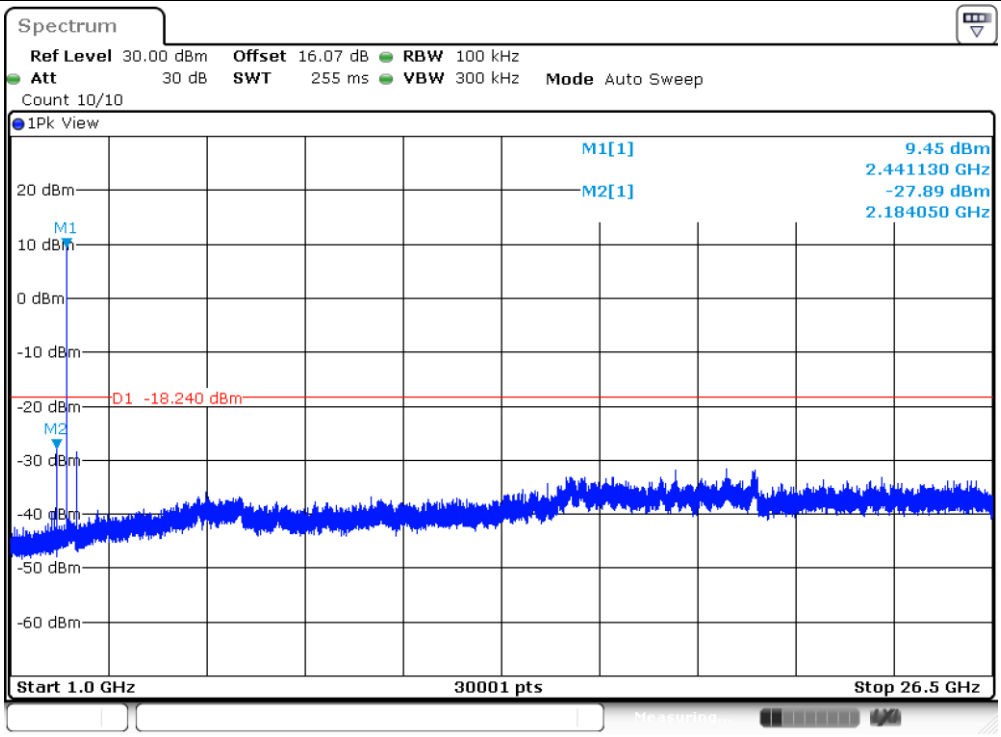

Date: 30.AUG.2024 10:06:43

2DH5_Ant2_2441_0~Reference

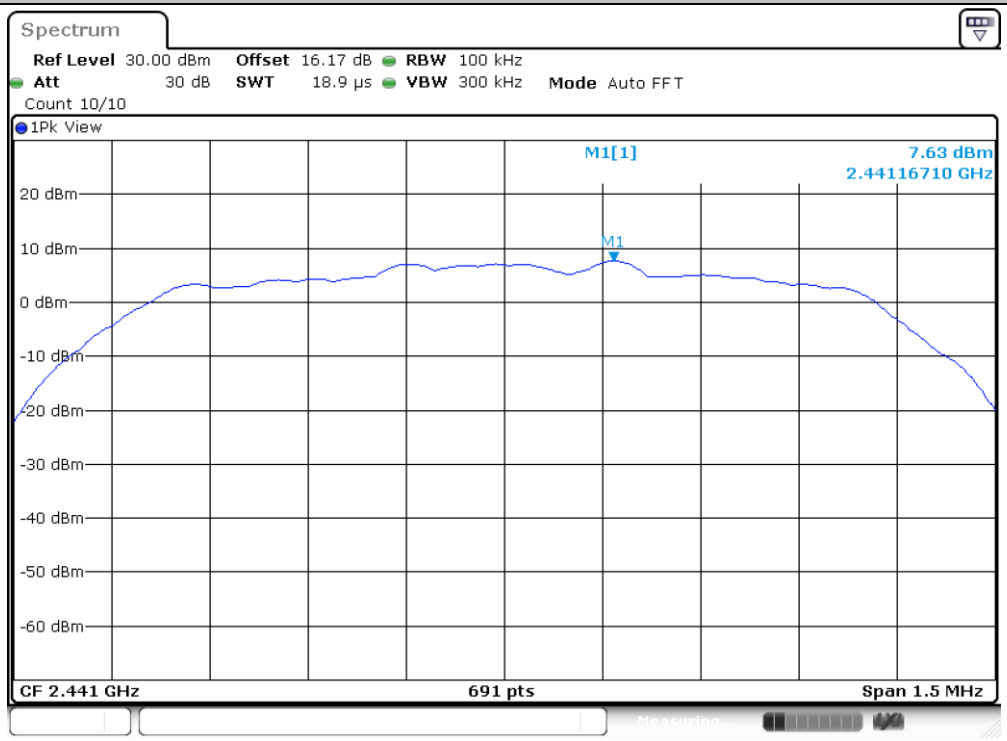

Date: 30.AUG.2024 13:22:41

2DH5_Ant2_2441_30~1000

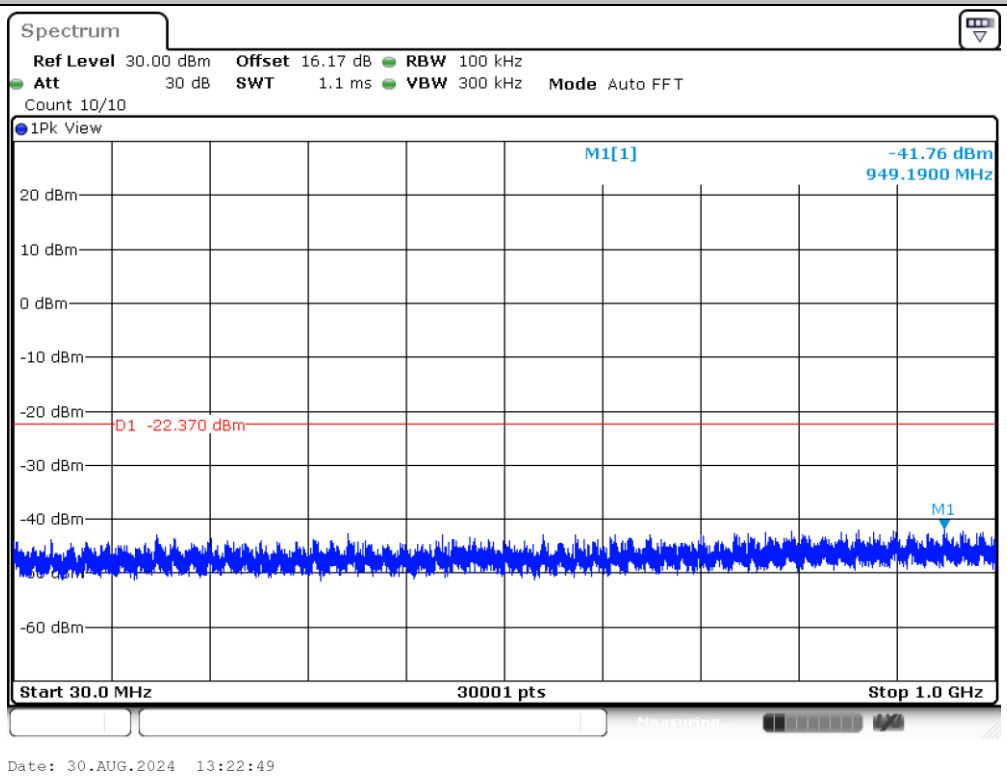

2DH5_Ant2_2441_1000~26500

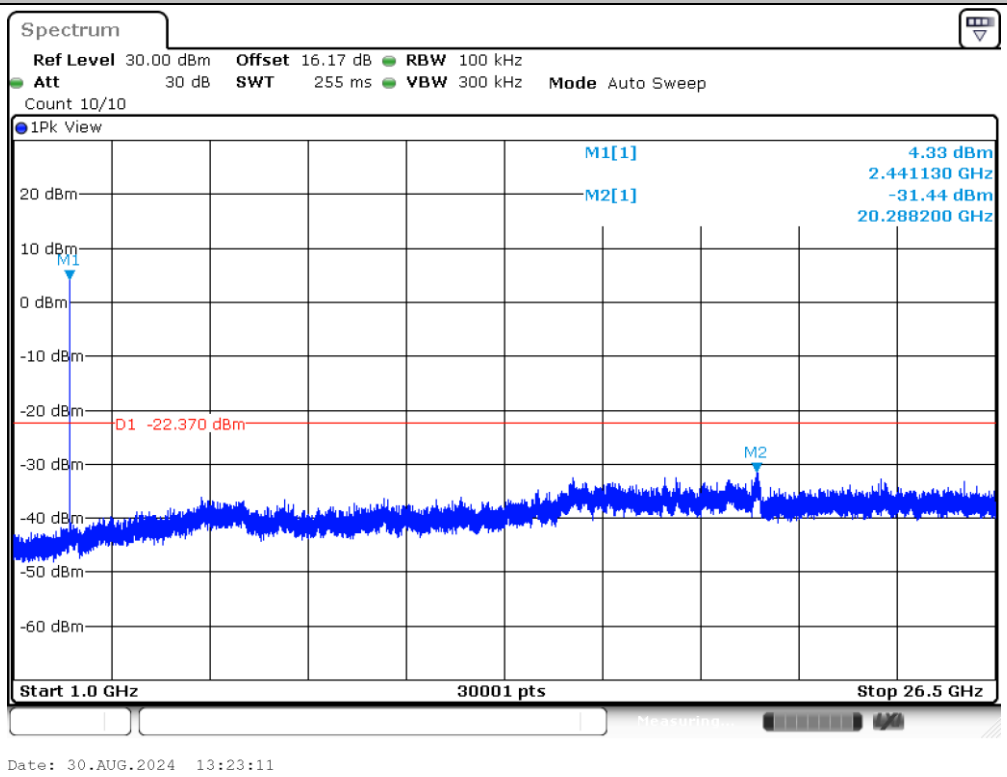

2DH5_Ant0_2480_0~Reference

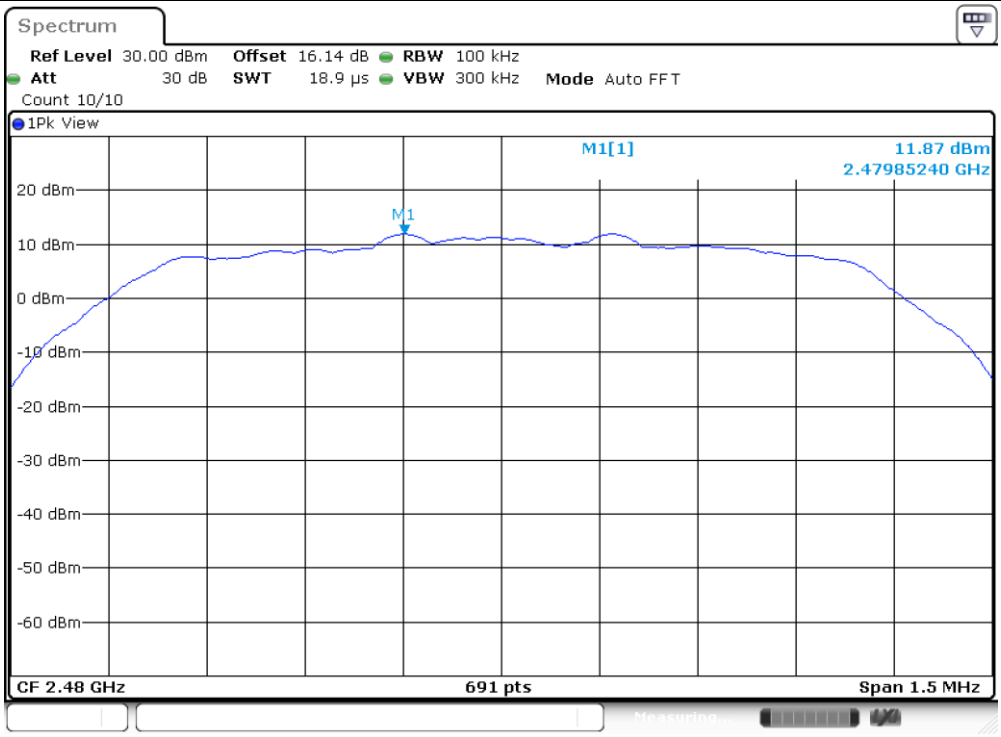

2DH5_Ant0_2480_30~1000

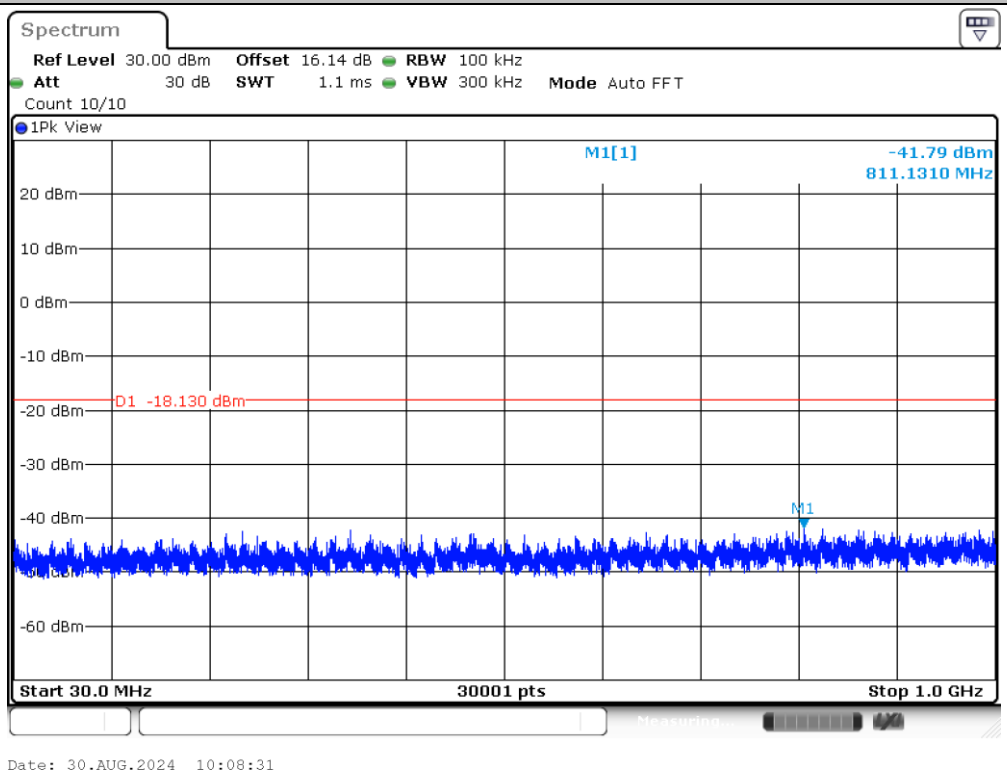

2DH5_Ant0_2480_1000~26500

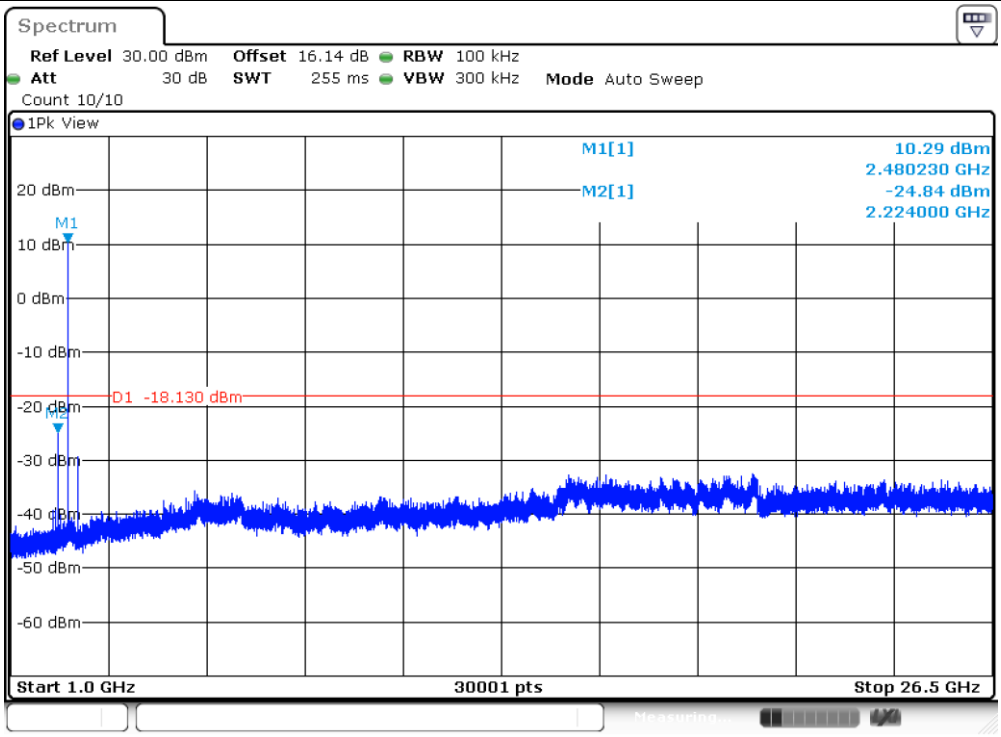

Date: 30.AUG.2024 10:08:53

2DH5_Ant2_2480_0~Reference

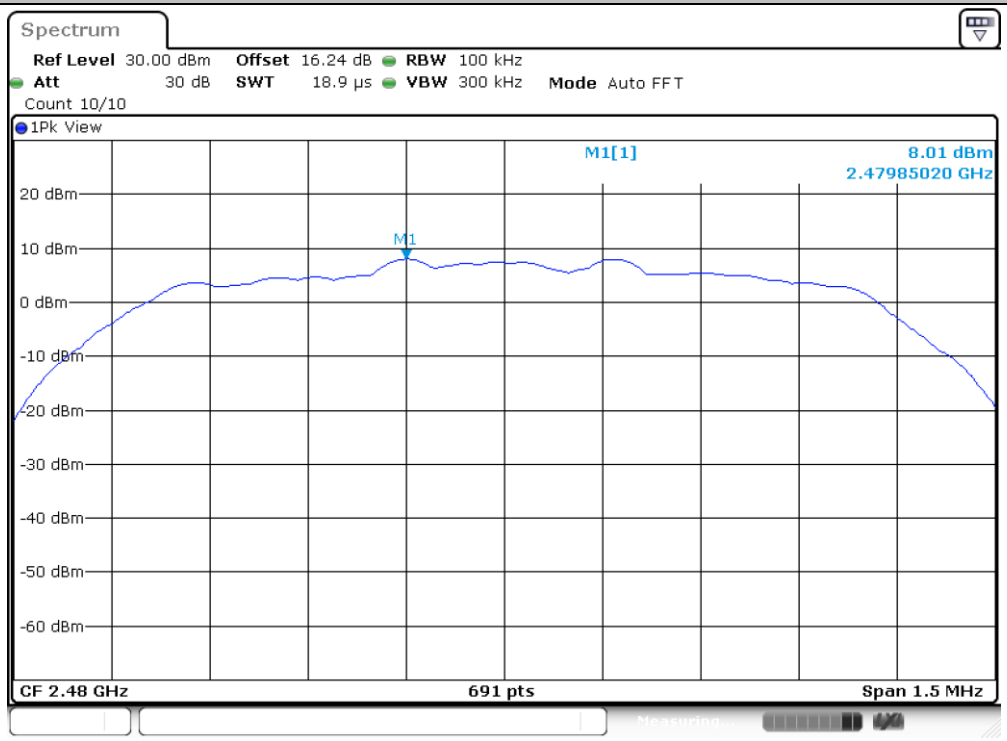

Date: 30.AUG.2024 13:24:07

2DH5_Ant2_2480_30~1000

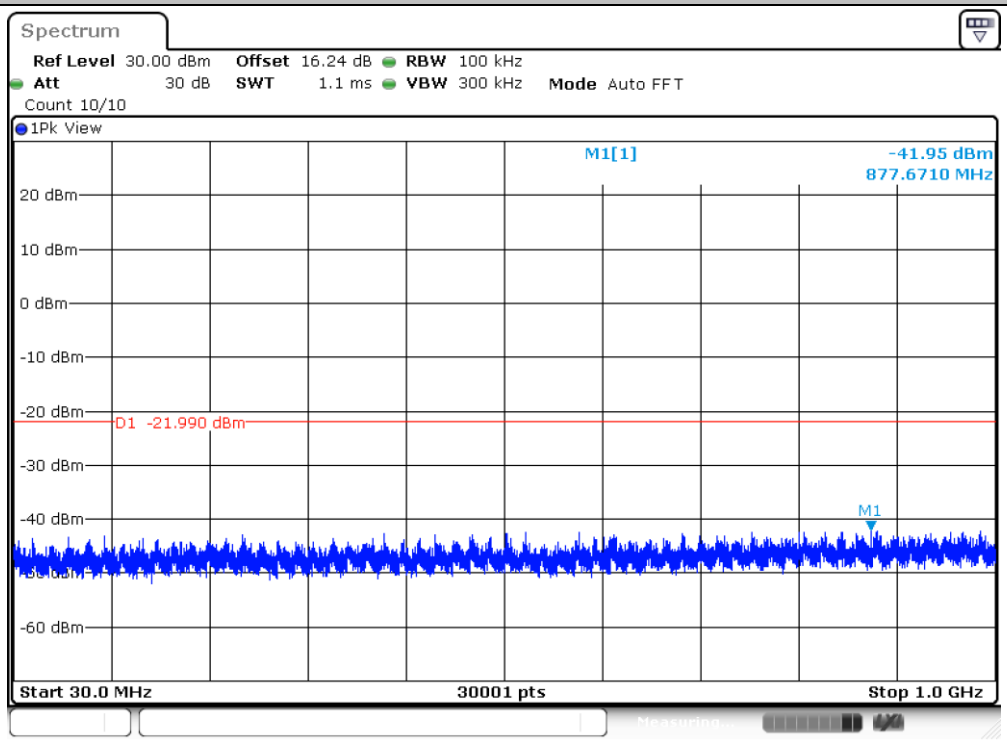

Date: 30.AUG.2024 13:24:15

2DH5_Ant2_2480_1000~26500

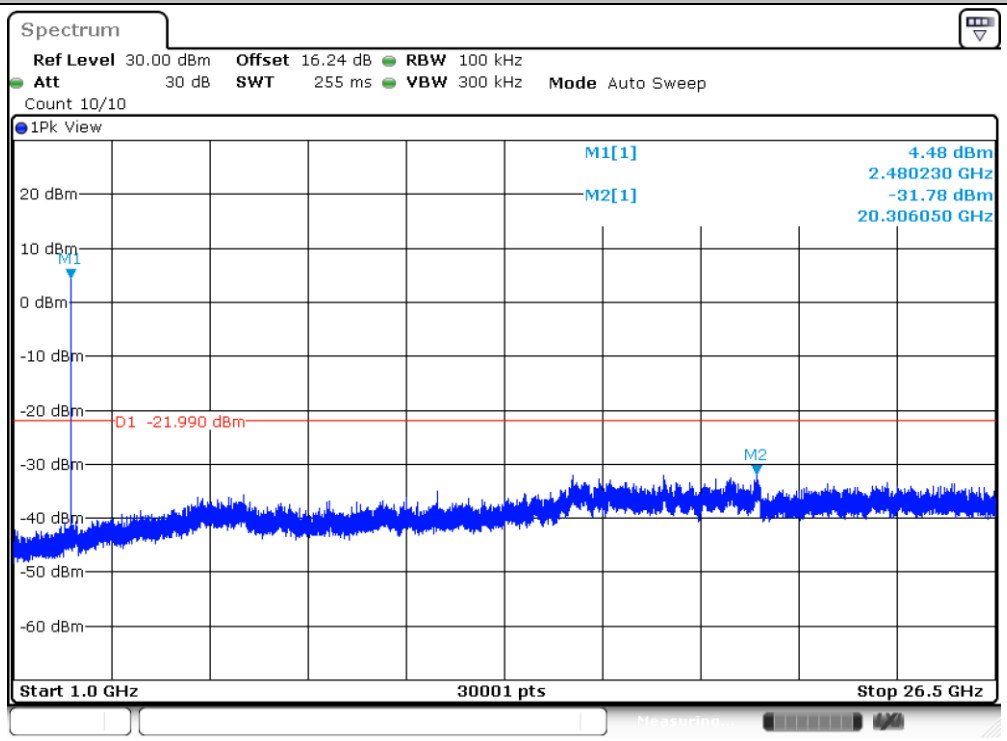

Date: 30.AUG.2024 13:24:37

3DH5_Ant0_2402_0~Reference

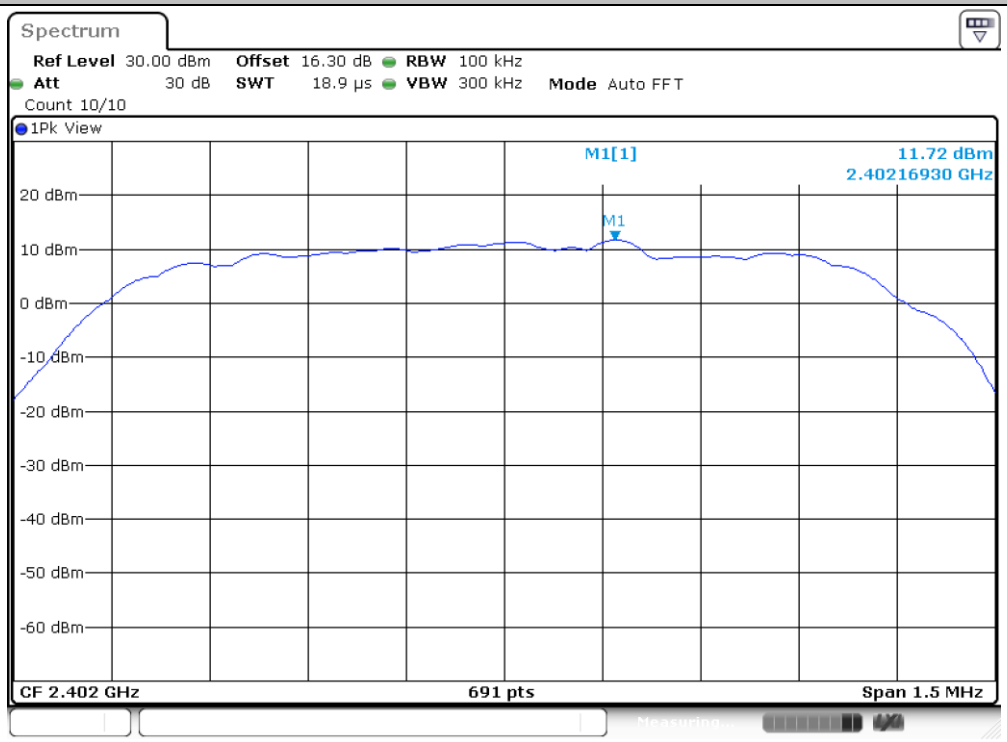

3DH5_Ant0_2402_30~1000

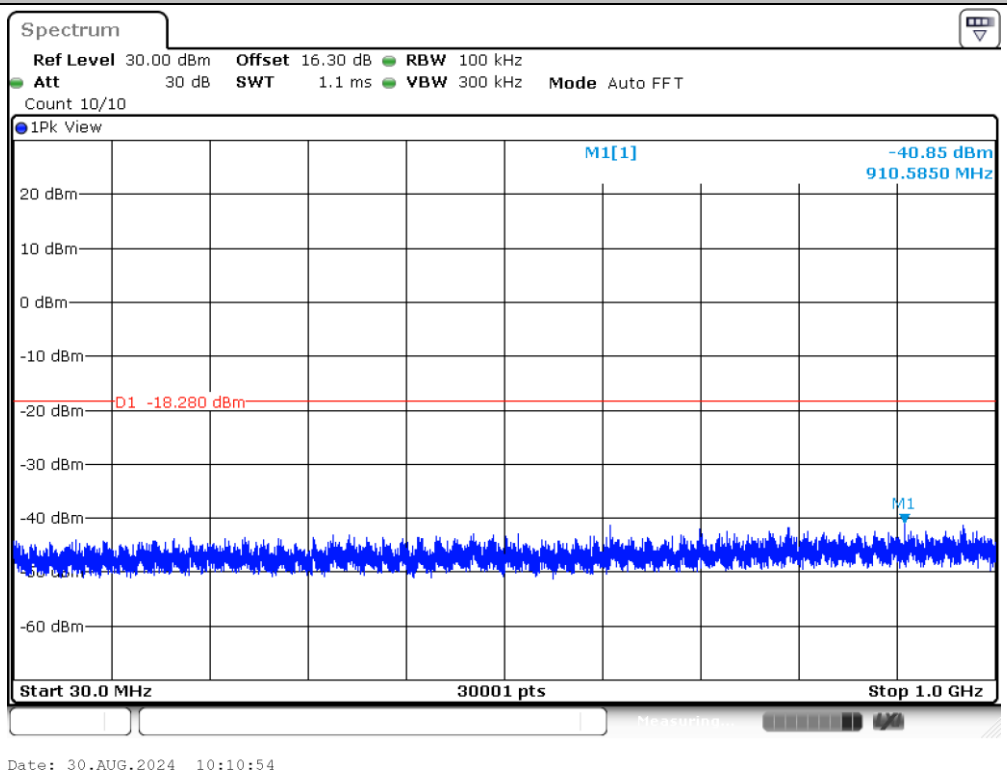

3DH5_Ant0_2402_1000~26500

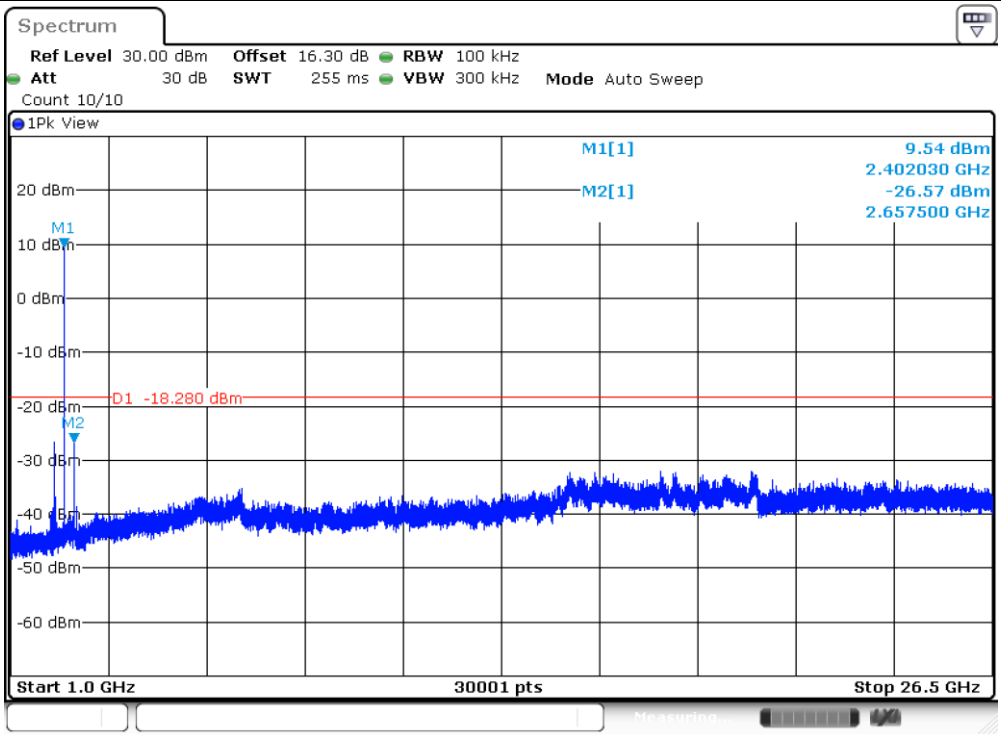

Date: 30.AUG.2024 10:11:16

3DH5_Ant2_2402_0~Reference

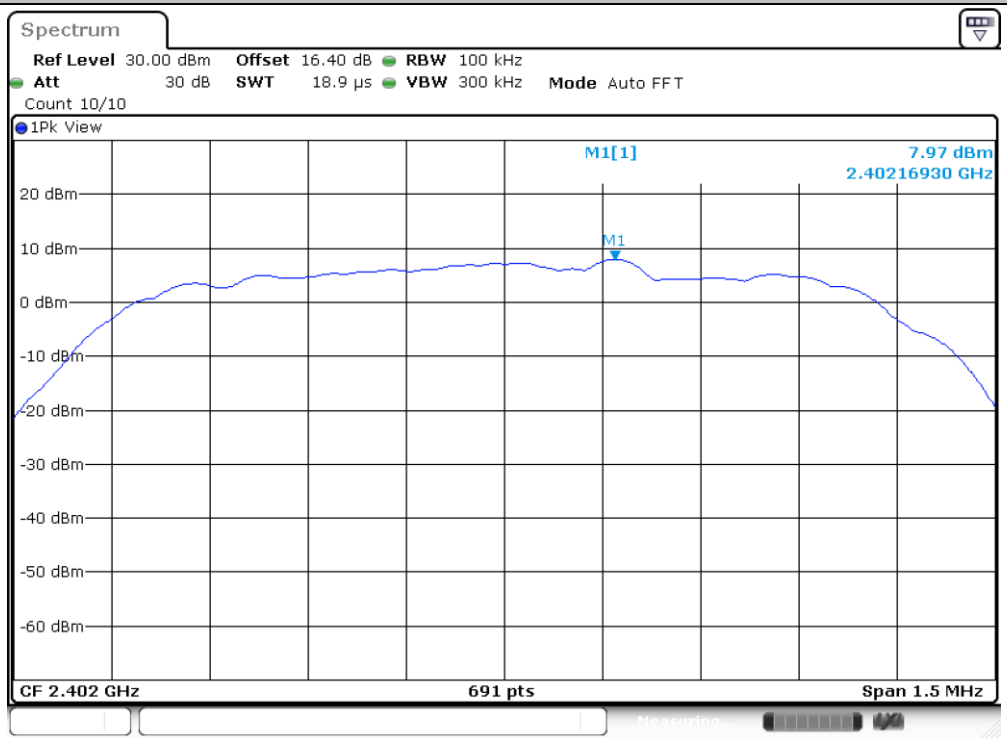

Date: 30.AUG.2024 13:25:56

3DH5_Ant2_2402_30~1000

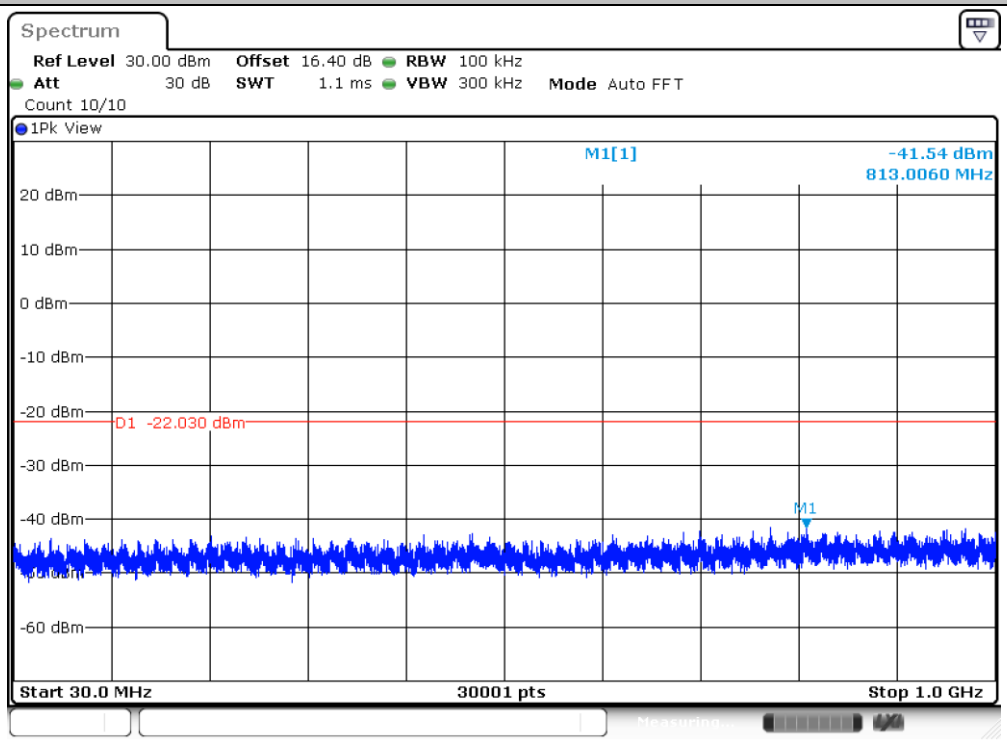

Date: 30.AUG.2024 13:26:04

3DH5_Ant2_2402_1000~26500

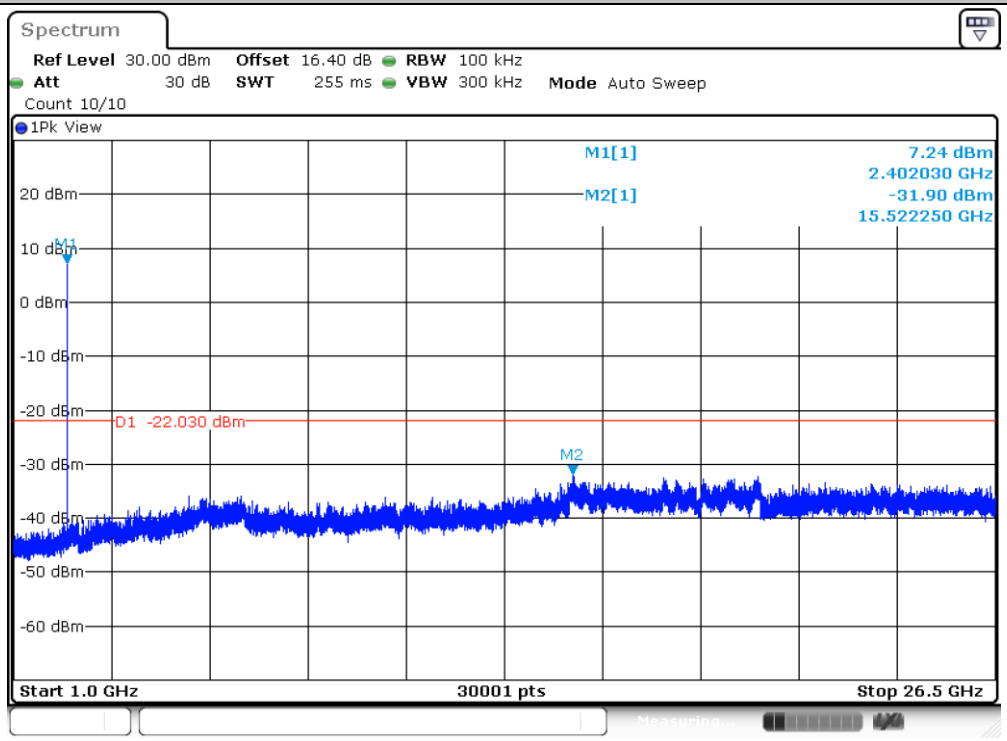

Date: 30.AUG.2024 13:26:26

3DH5_Ant0_2441_0~Reference

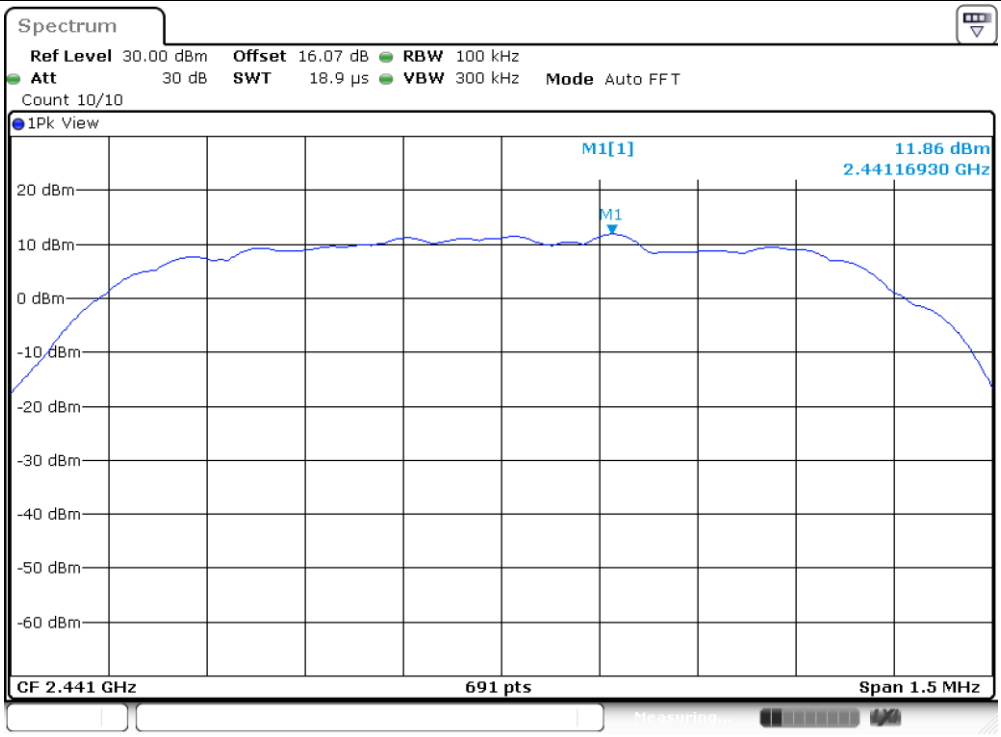

3DH5_Ant0_2441_30~1000

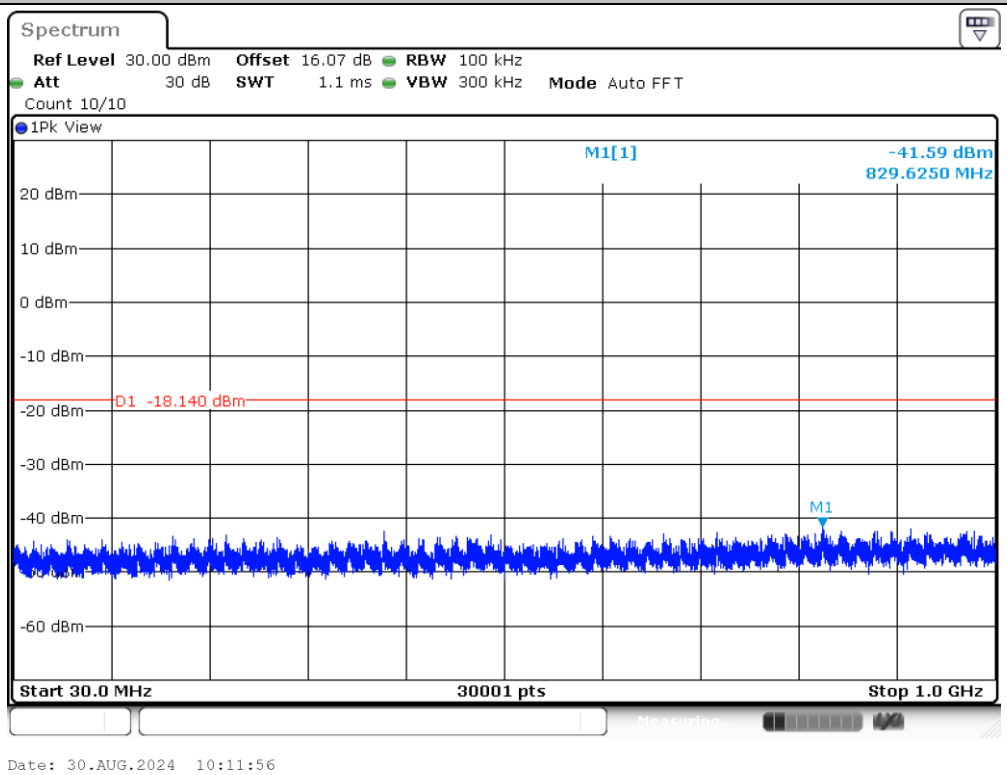

3DH5_Ant0_2441_1000~26500

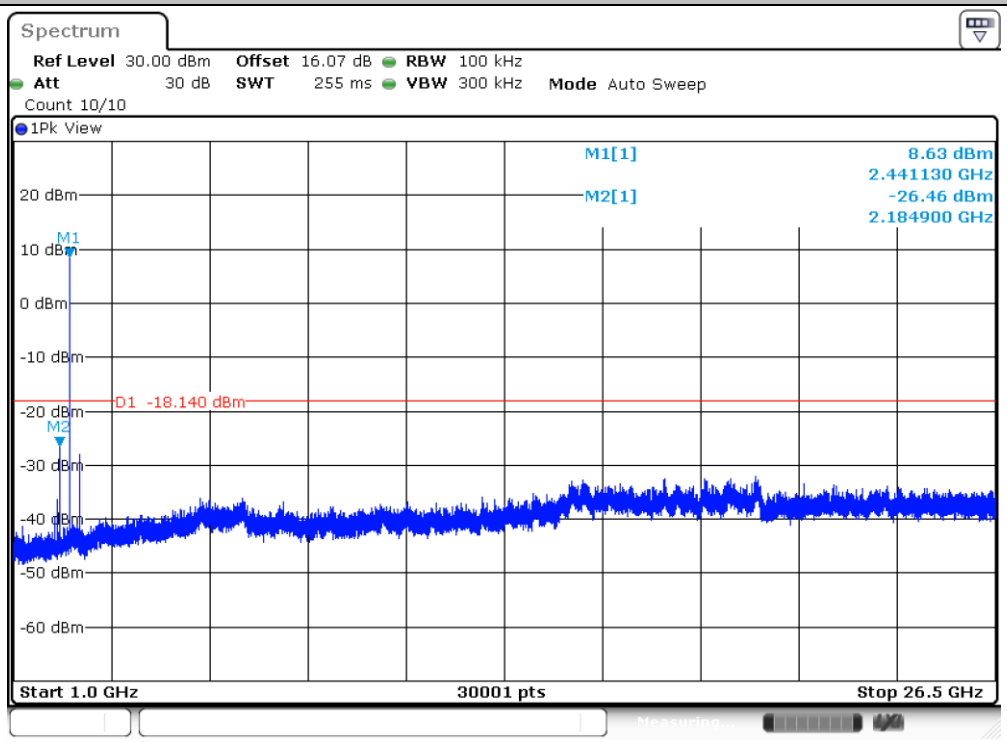

Date: 30.AUG.2024 10:12:18

3DH5_Ant2_2441_0~Reference

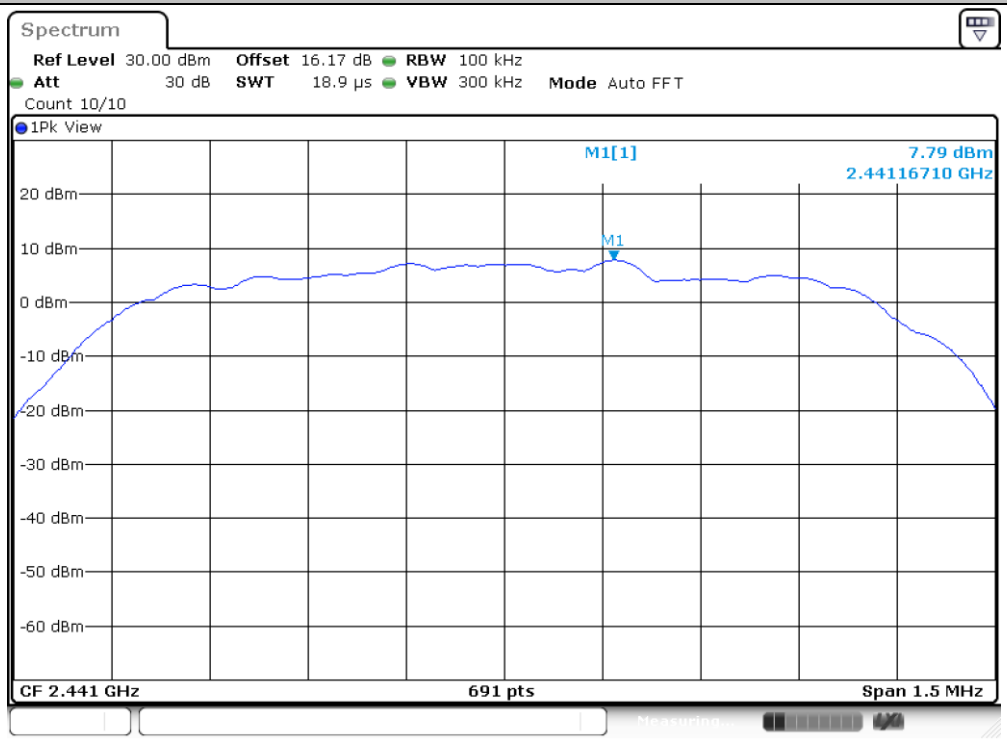

Date: 30.AUG.2024 13:27:00

3DH5_Ant2_2441_30~1000

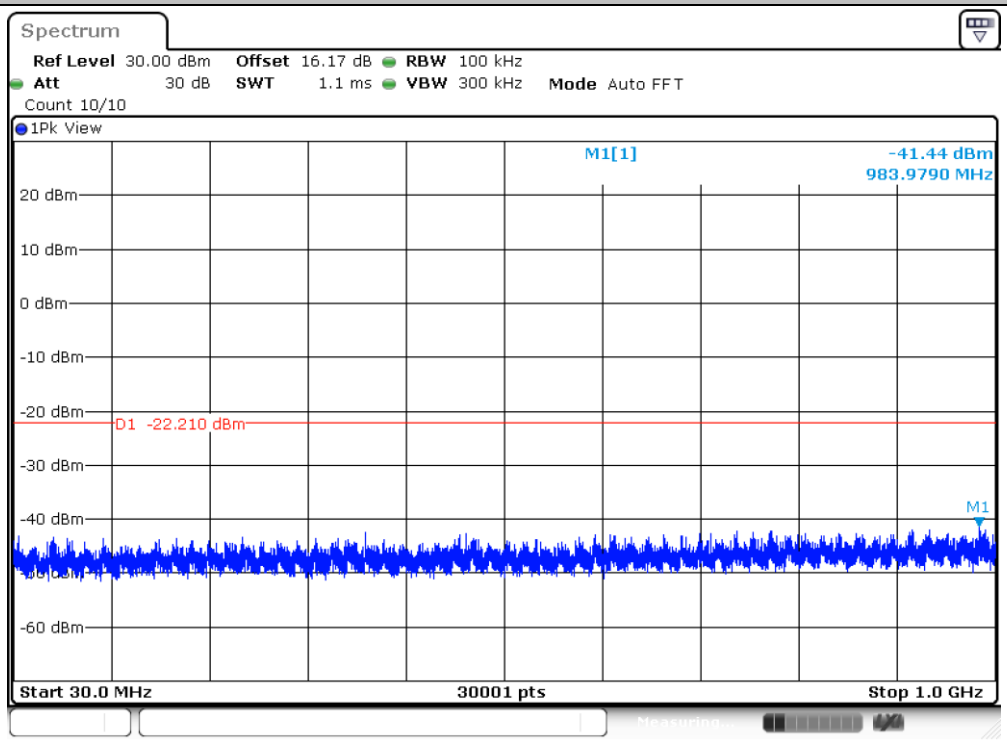

Date: 30.AUG.2024 13:27:09

3DH5_Ant2_2441_1000~26500

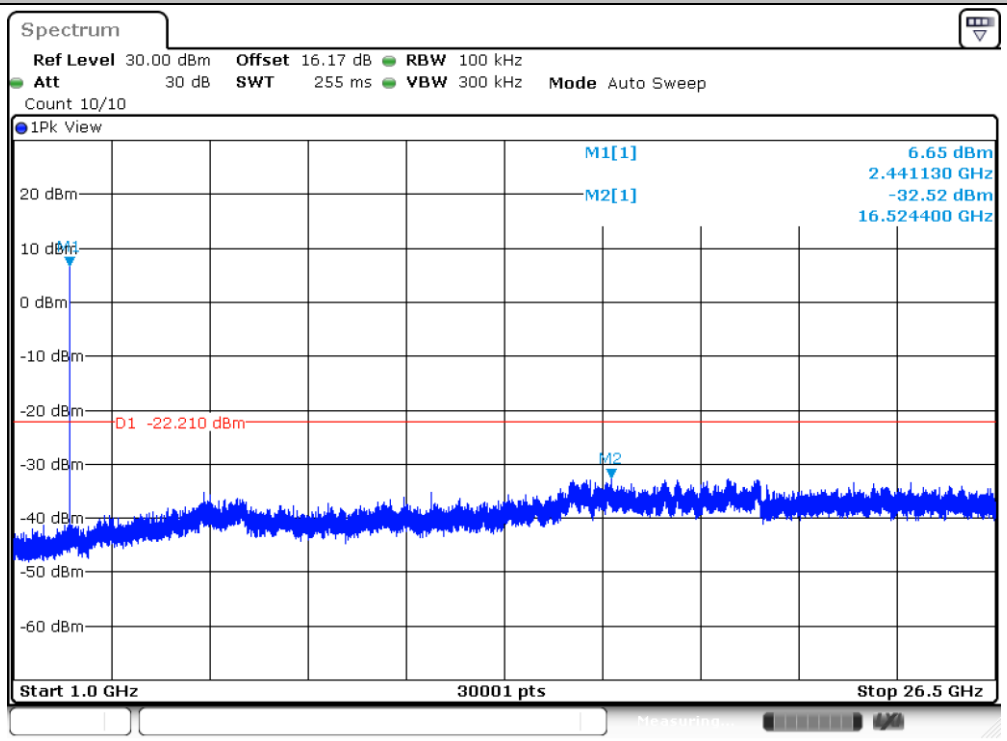

Date: 30.AUG.2024 13:27:31

3DH5_Ant0_2480_0~Reference

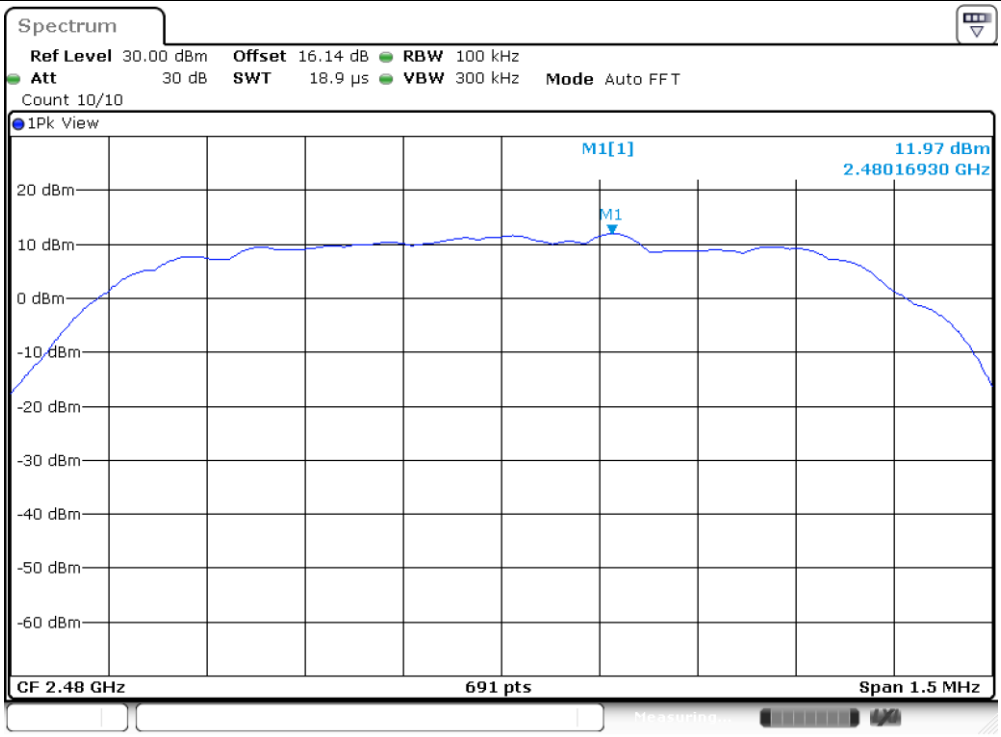

3DH5_Ant0_2480_30~1000

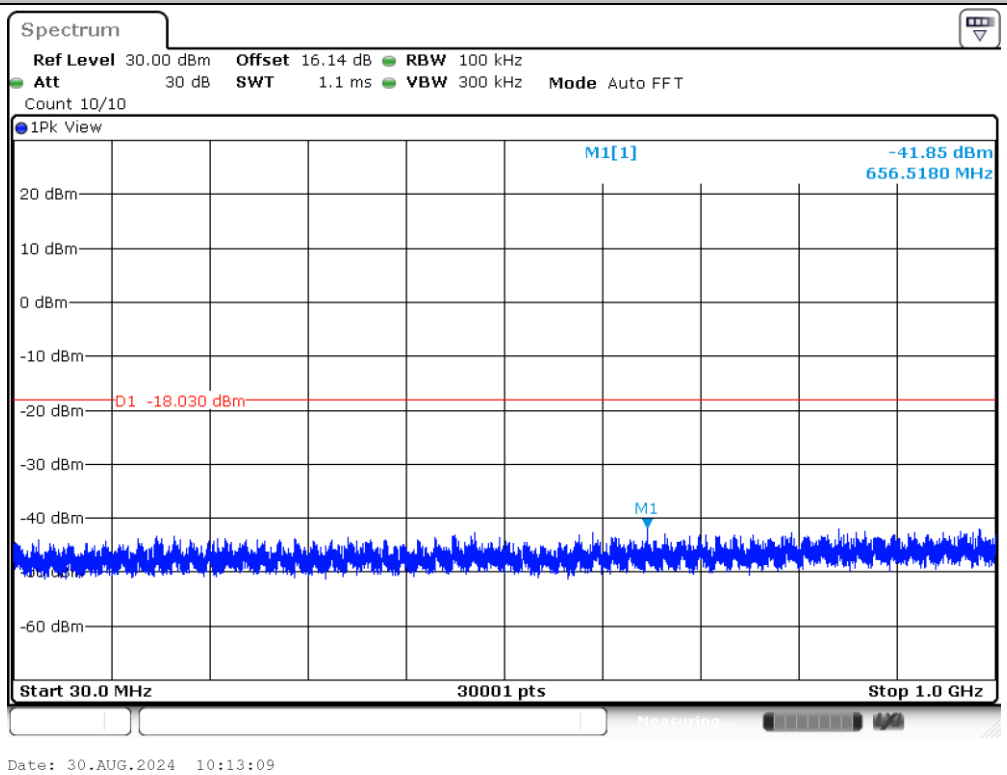

3DH5_Ant0_2480_1000~26500

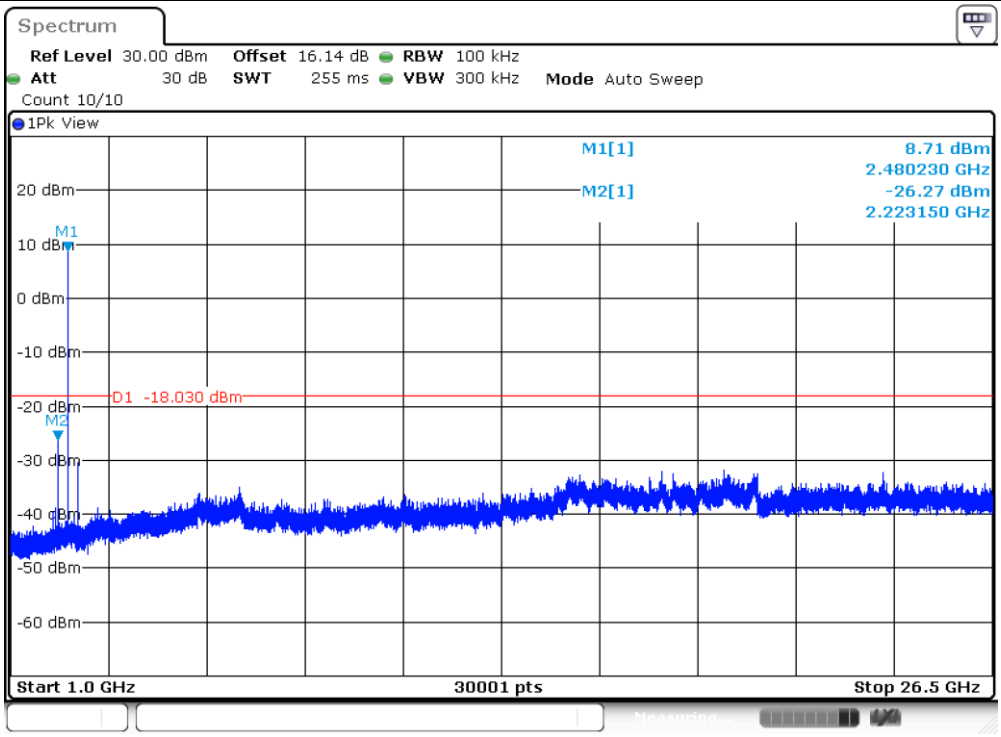

Date: 30.AUG.2024 10:13:31

3DH5_Ant2_2480_0~Reference

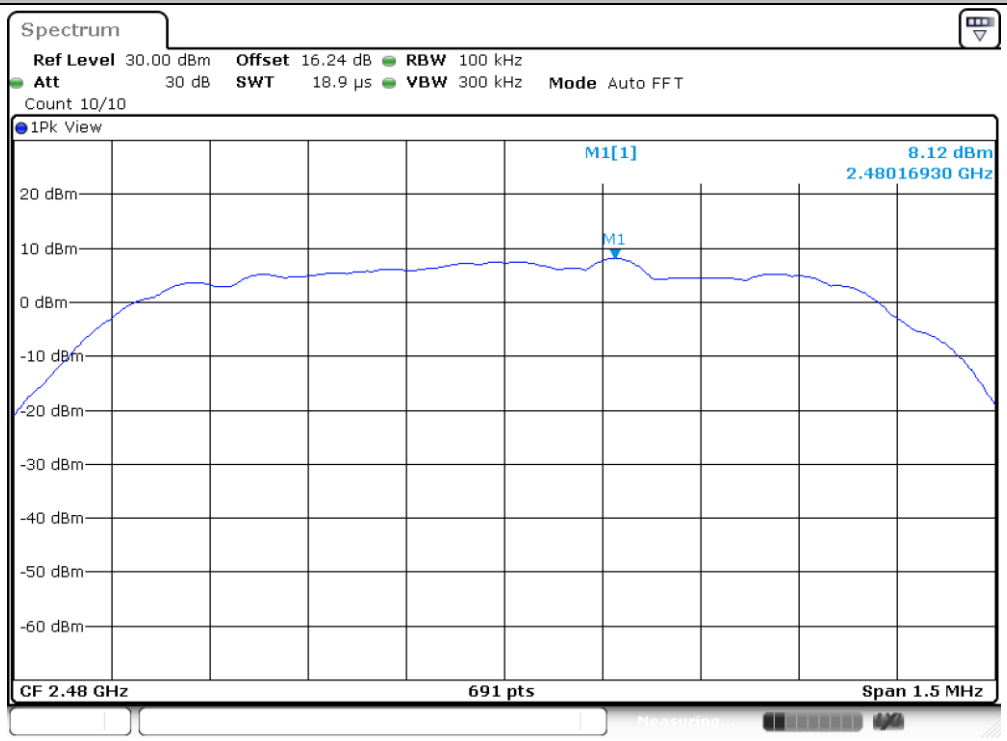

Date: 30.AUG.2024 13:28:15

3DH5_Ant2_2480_30~1000

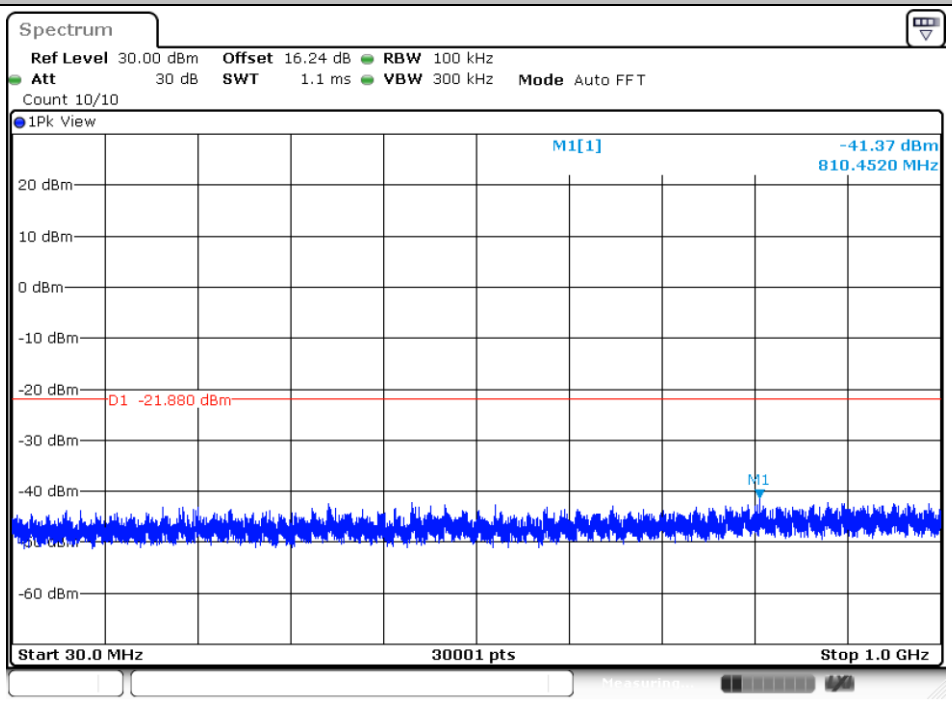

Date: 30.AUG.2024 13:28:24

3DH5_Ant2_2480_1000~26500

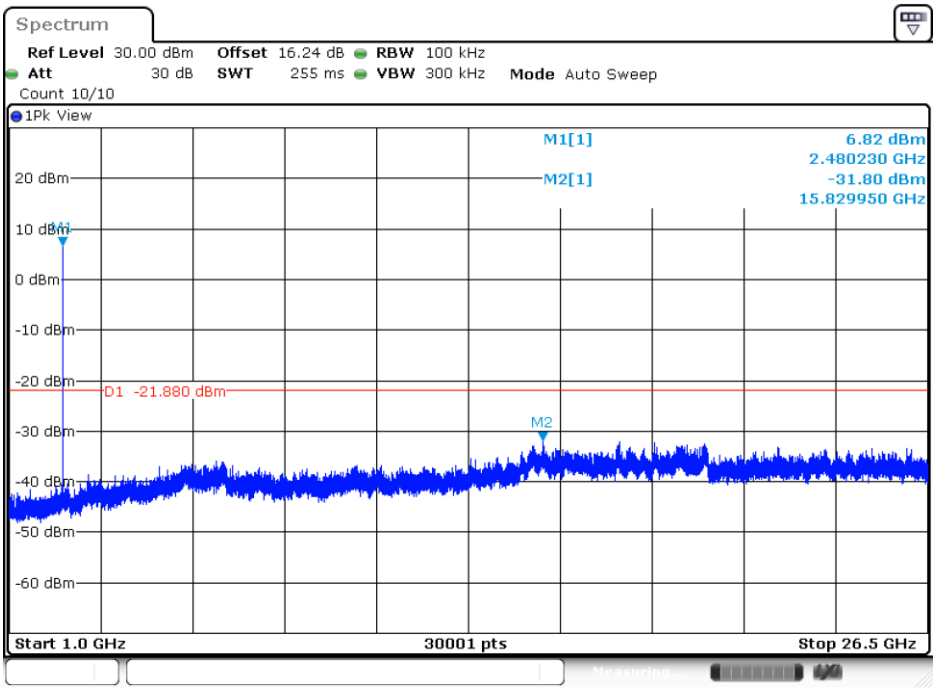

Date: 30.AUG.2024 13:28:46

Appendix B. AC Conducted Emission Test Results

Test Engineer :	Chase Nathon	**Temperature :**	22~24℃
		Relative Humidity :	44~50%
Test Voltage :	120Vac / 60Hz	**Phase :**	Line
Remark :	All emissions not reported here are more than 10 dB below the prescribed limit.		

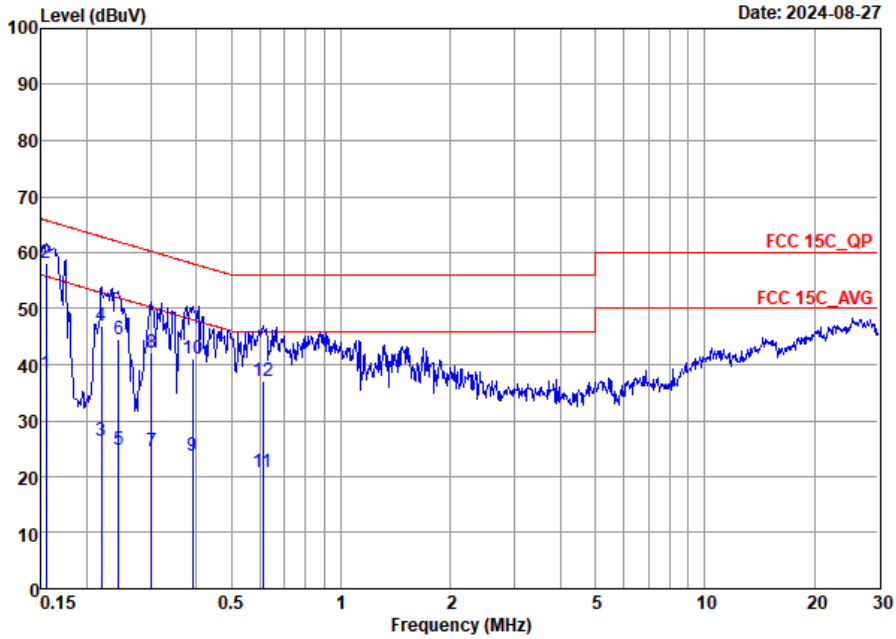

Site : CO01-SZ
Condition: FCC 15C QP AC LISN 100063_L LINE

		Freq	Level	Over Limit	Limit Line	Read Level	LISN Factor	Cable Loss	Remark
		MHz	dBuV	dB	dBuV	dBuV	dB	dB	
1		0.15	38.36	-17.38	55.74	18.40	9.82	10.14	Average
2	*	0.15	58.26	-7.48	65.74	38.30	9.82	10.14	QP
3		0.22	26.43	-26.40	52.83	6.50	9.78	10.15	Average
4		0.22	46.83	-16.00	62.83	26.90	9.78	10.15	QP
5		0.24	24.92	-27.03	51.95	5.01	9.76	10.15	Average
6		0.24	44.42	-17.53	61.95	24.51	9.76	10.15	QP
7		0.30	24.61	-25.58	50.19	4.70	9.76	10.15	Average
8		0.30	42.11	-18.08	60.19	22.20	9.76	10.15	QP
9		0.39	23.68	-24.35	48.03	3.60	9.92	10.16	Average
10		0.39	41.08	-16.95	58.03	21.00	9.92	10.16	QP
11		0.61	20.68	-25.32	46.00	0.80	9.72	10.16	Average
12		0.61	37.08	-18.92	56.00	17.20	9.72	10.16	QP

Test Engineer :	Chase Nathon	**Temperature :**	22~24℃
		Relative Humidity :	44~50%
Test Voltage :	120Vac / 60Hz	**Phase :**	Neutral
Remark :	All emissions not reported here are more than 10 dB below the prescribed limit.		

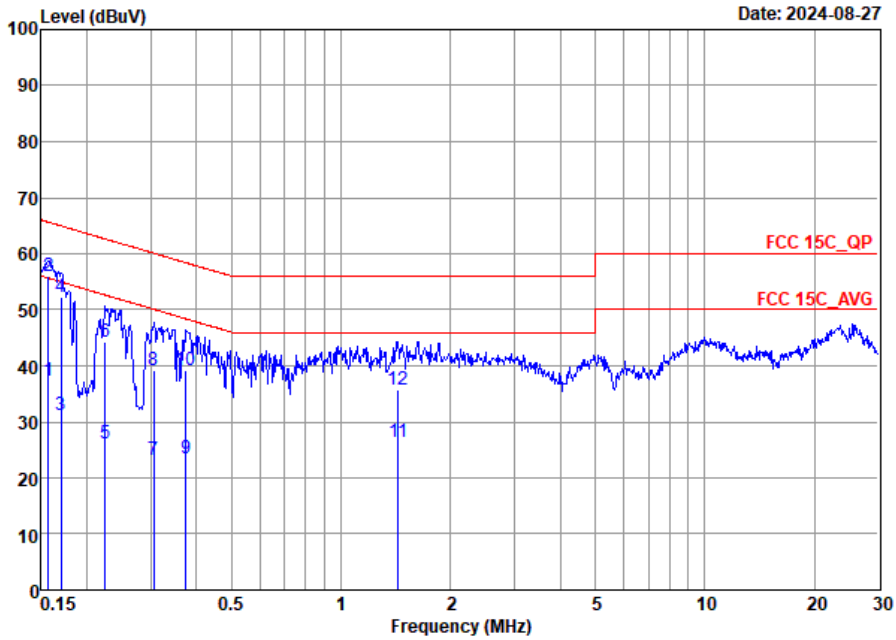

Site : CO01-SZ
Condition: FCC 15C_QP AC LISN 100063_N NEUTRAL

		Freq	Level	Over Limit	Limit Line	Read Level	LISN Factor	Cable Loss	Remark
		MHz	dBuV	dB	dBuV	dBuV	dB	dB	
1		0.16	37.20	-18.45	55.65	17.19	9.87	10.14	Average
2	*	0.16	56.00	-9.65	65.65	35.99	9.87	10.14	QP
3		0.17	31.32	-23.62	54.94	11.30	9.88	10.14	Average
4		0.17	52.32	-12.62	64.94	32.30	9.88	10.14	QP
5		0.22	26.09	-26.57	52.66	6.20	9.74	10.15	Average
6		0.22	44.39	-18.27	62.66	24.50	9.74	10.15	QP
7		0.31	23.32	-26.78	50.10	3.40	9.77	10.15	Average
8		0.31	39.32	-20.78	60.10	19.40	9.77	10.15	QP
9		0.38	23.48	-24.91	48.39	3.60	9.72	10.16	Average
10		0.38	39.18	-19.21	58.39	19.30	9.72	10.16	QP
11		1.43	26.50	-19.50	46.00	6.60	9.70	10.20	Average
12		1.43	35.80	-20.20	56.00	15.90	9.70	10.20	QP

Note:

1. Level(dBμV) = Read Level(dBμV) + LISN Factor(dB) + Cable Loss(dB)
2. Over Limit(dB) = Level(dBμV) – Limit Line(dBμV)

Appendix C1.Radiated Spurious Emission Test Data

<SISO Mode>

Test Engineer :	ZhangXu	Relative Humidity :	50%
		Temperature :	20℃-22℃

Radiated Spurious Emission Test Modes

Mode	Band (MHz)	Antenna	Modulation	Channel	Frequency	Data Rate	RU	Remark
Mode 1	2400-2483.5	0	Bluetooth	00	2402	3DH5	-	-
Mode 2	2400-2483.5	0	Bluetooth	39	2441	3DH5	-	-
Mode 3	2400-2483.5	0	Bluetooth	78	2480	3DH5	-	-
Mode 4	2400-2483.5	0	Bluetooth	78	2480	3DH5	-	LF
Mode 11	2400-2483.5	2	Bluetooth	00	2402	3DH5	-	-
Mode 12	2400-2483.5	2	Bluetooth	39	2441	3DH5	-	-
Mode 13	2400-2483.5	2	Bluetooth	78	2480	3DH5	-	-
Mode 14	2400-2483.5	2	Bluetooth	78	2480	3DH5	-	LF

Summary of each worse mode

Mode	Modulation	Ch.	Freq. (MHz)	Level (dBuV/m)	Limit (dBuV/m)	Margin (dB)	Pol.	Peak Avg.	Result	Remark
1	Bluetooth	00	2320.61	45.03	74.00	-28.97	V	PEAK	Pass	Band Edge
	Bluetooth	00	4804.00	45.18	74.00	-28.82	V	Peak	Pass	Harmonic
2	Bluetooth	39	-	-	-	-	-	-	-	Band Edge
	Bluetooth	39	4882.00	44.80	74.00	-29.20	V	Peak	Pass	Harmonic
3	Bluetooth	78	2486.61	45.22	74.00	-28.78	H	PEAK	Pass	Band Edge
	Bluetooth	78	7440.00	46.49	74.00	-27.51	V	Peak	Pass	Harmonic
4	Bluetooth	78	84.32	28.11	40.00	-11.89	V	Peak	Pass	LF
	Bluetooth	78	-	-	-	-	-	-	-	Harmonic
11	Bluetooth	00	2317.77	45.14	74.00	-28.86	H	PEAK	Pass	Band Edge
	Bluetooth	00	4804.00	44.95	74.00	-29.05	H	Peak	Pass	Harmonic
12	Bluetooth	39	-	-	-	-	-	-	-	Band Edge
	Bluetooth	39	7323.00	45.92	74.00	-28.08	H	Peak	Pass	Harmonic
13	Bluetooth	78	2485.49	44.92	74.00	-29.08	H	PEAK	Pass	Band Edge
	Bluetooth	78	7440.00	46.17	74.00	-27.83	H	Peak	Pass	Harmonic
14	Bluetooth	78	30.00	28.83	40.00	-11.17	V	Peak	Pass	LF
	Bluetooth	78	-	-	-	-	-	-	-	Harmonic

Mode	1	
	Band Edge	
	2400-2483.5_Bluetooth _CH00_2402MHz	
ANT	0	
Pol.	Horizontal	Fundamental
Peak	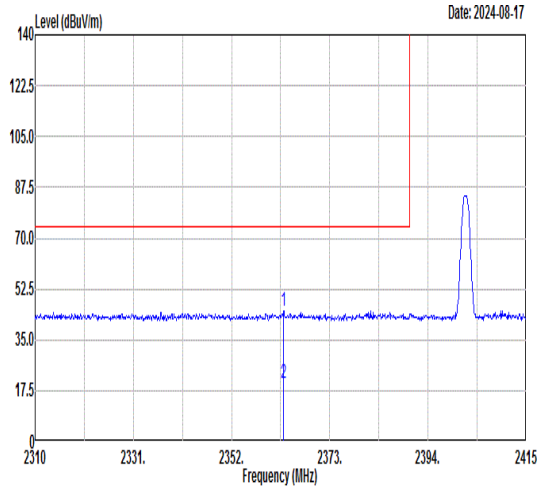 Freq Level Limit Line Margin (dB) Read Level Ant Factor Cable Loss Preamp Factor APos TPos Remark MHz dBuV/m dBuV/m dBuV dB/m dB dB cm deg 1 2363.13 44.95 74.00 -29.05 42.40 30.73 5.34 33.52 100 141 PEAK 2 2363.13 20.16 54.00 -33.84 17.61 30.73 5.34 33.52 100 141 AVERAGE	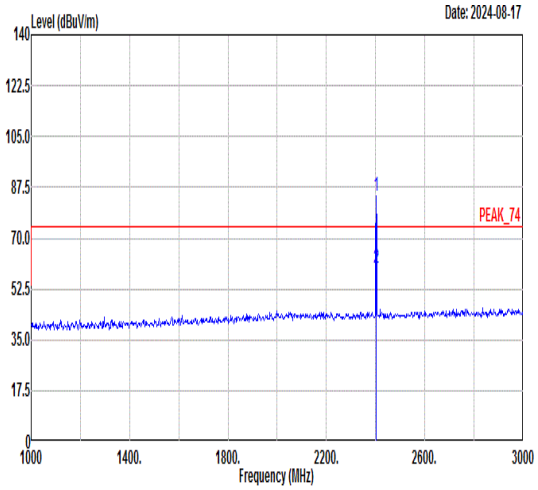 Freq Level Limit Line Margin (dB) Read Level Ant Factor Cable Loss Preamp Factor APos TPos Remark MHz dBuV/m dBuV/m dBuV dB/m dB dB cm deg 1 2402.00 84.69 ------ ------ 82.14 30.72 5.37 33.54 100 141 PEAK 2 2402.00 59.90 ------ ------ 57.35 30.72 5.37 33.54 100 141 AVERAGE

Mode	1	
	Band Edge	
	2400-2483.5_Bluetooth _CH00_2402MHz	
ANT	0	
Pol.	Vertical	Fundamental
Peak	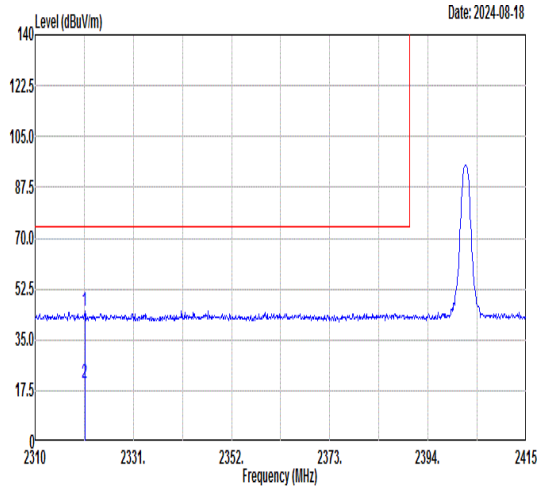 Freq Level Limit Line Margin (dB) Read Level Ant Factor Cable Loss Preamp Factor APos TPos Remark MHz dBuV/m dBuV/m dBuV dB/m dB dB cm deg 1 2320.61 45.03 74.00 -28.97 42.48 30.74 5.30 33.49 285 8 PEAK 2 2320.61 20.24 54.00 -33.76 17.69 30.74 5.30 33.49 285 8 AVERAGE	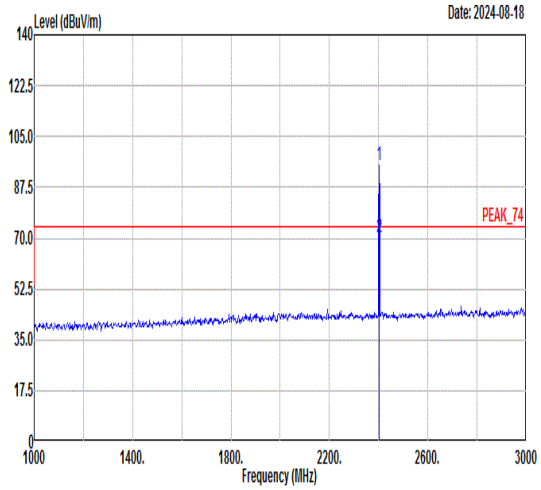 Freq Level Limit Line Margin (dB) Read Level Ant Factor Cable Loss Preamp Factor APos TPos Remark MHz dBuV/m dBuV/m dBuV dB/m dB dB cm deg 1 2402.00 95.19 ------ ------ 92.64 30.72 5.37 33.54 285 8 PEAK 2 2402.00 70.40 ------ ------ 67.85 30.72 5.37 33.54 285 8 AVERAGE

Mode	1	
	Harmonic	
	2400-2483.5_Bluetooth _CH00_2402MHz	
ANT	0	
Pol.	Horizontal	Vertical
Peak Avg	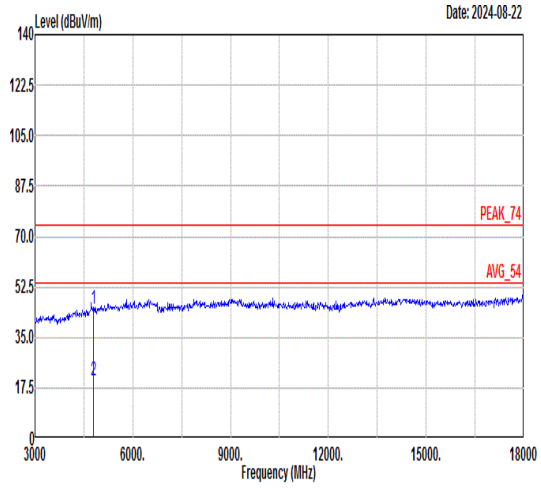 Freq Level Limit Line Margin Read Level Ant Factor Cable Loss Preamp Factor APos TPos Remark MHz dBuV/m dBuV/m dB dBuV dB/m dB dB cm deg 1 4804.00 44.79 74.00 -29.21 51.70 35.73 8.94 51.58 --- --- Peak 2 4804.00 20.00 54.00 -34.00 26.91 35.73 8.94 51.58 --- --- Average	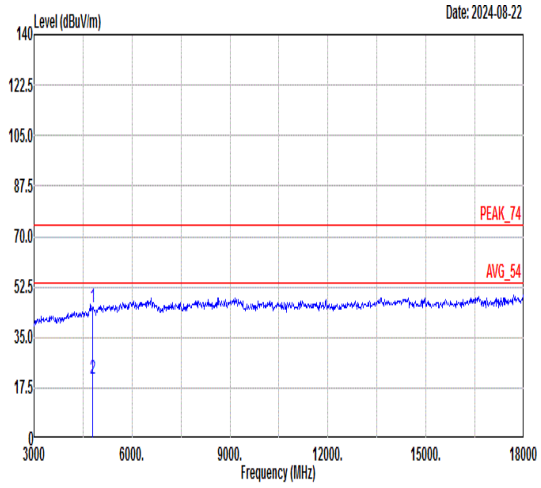 Freq Level Limit Line Margin Read Level Ant Factor Cable Loss Preamp Factor APos TPos Remark MHz dBuV/m dBuV/m dB dBuV dB/m dB dB cm deg 1 4804.00 45.18 74.00 -28.82 52.09 35.73 8.94 51.58 --- --- Peak 2 4804.00 20.39 54.00 -33.61 27.30 35.73 8.94 51.58 --- --- Average

Mode	2	
	Harmonic	
	2400-2483.5_Bluetooth _CH39_2441MHz	
ANT	0	
Pol.	Horizontal	Vertical
Peak Avg	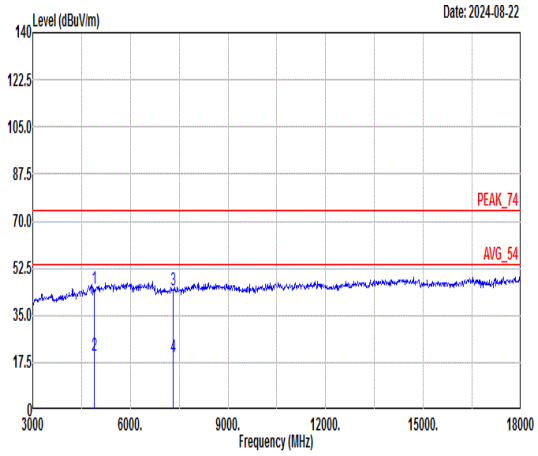 Freq Level Limit Line Margin Read Level Ant Factor Cable Loss Preamp Factor APos TPos Remark MHz dBuV/m dBuV/m dB dBuV dB/m dB dB cm deg 1 4882.00 44.71 74.00 -29.29 51.64 35.92 8.70 51.55 --- --- Peak 2 4882.00 19.92 54.00 -34.08 26.85 35.92 8.70 51.55 --- --- Average 3 7323.00 44.26 74.00 -29.74 48.37 36.87 10.18 51.16 --- --- Peak 4 7323.00 19.47 54.00 -34.53 23.58 36.87 10.18 51.16 --- --- Average	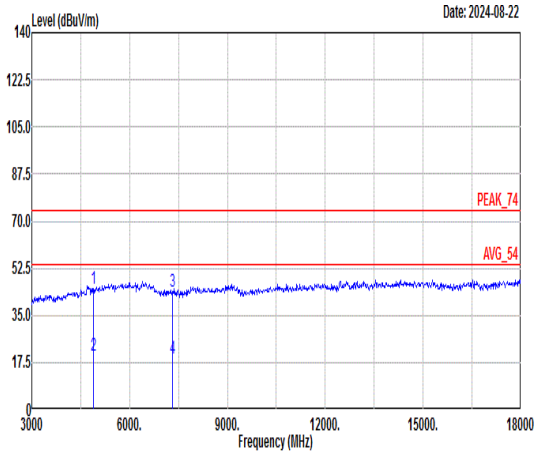 Freq Level Limit Line Margin Read Level Ant Factor Cable Loss Preamp Factor APos TPos Remark MHz dBuV/m dBuV/m dB dBuV dB/m dB dB cm deg 1 4882.00 44.80 74.00 -29.20 51.73 35.92 8.70 51.55 --- --- Peak 2 4882.00 20.01 54.00 -33.99 26.94 35.92 8.70 51.55 --- --- Average 3 7323.00 43.80 74.00 -30.20 47.91 36.87 10.18 51.16 --- --- Peak 4 7323.00 19.01 54.00 -34.99 23.12 36.87 10.18 51.16 --- --- Average

Mode	3	
	Band Edge	
	2400-2483.5_Bluetooth _CH78_2480MHz	
ANT	0	
Pol.	Horizontal	Fundamental
Peak	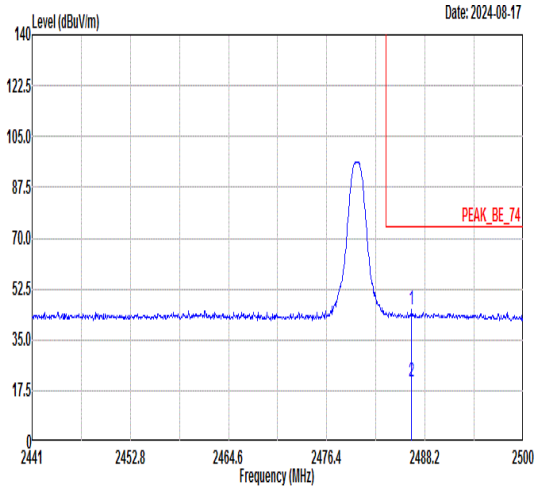 Freq Level Limit Line Margin (dB) Read Level Ant Factor Cable Loss Preamp Factor APos TPos Remark MHz dBuV/m dBuV/m dBuV dB/m dB dB cm deg 1 2486.61 45.22 74.00 -28.78 42.65 30.70 5.46 33.59 218 301 PEAK 2 2486.61 20.43 54.00 -33.57 17.86 30.70 5.46 33.59 218 301 AVERAGE	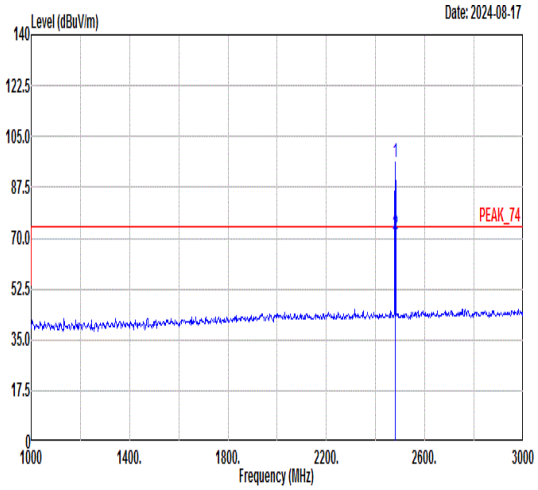 Freq Level Limit Line Margin (dB) Read Level Ant Factor Cable Loss Preamp Factor APos TPos Remark MHz dBuV/m dBuV/m dBuV dB/m dB dB cm deg 1 2480.00 96.23 ------ ------ 93.66 30.70 5.46 33.59 218 301 PEAK 2 2480.00 71.44 ------ ------ 68.87 30.70 5.46 33.59 218 301 AVERAGE

Mode	3	
	Band Edge	
	2400-2483.5_Bluetooth _CH78_2480MHz	
ANT	0	
Pol.	Vertical	Fundamental
Peak	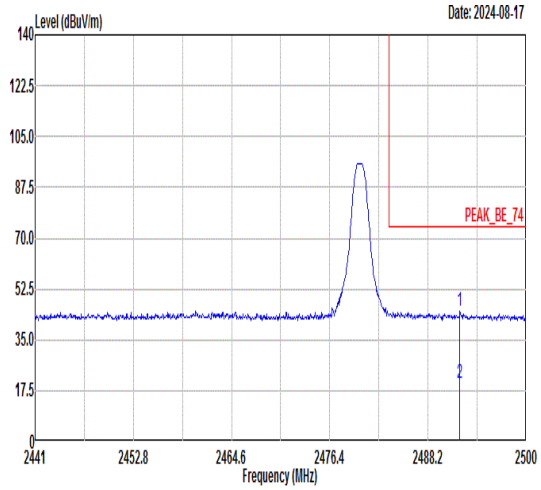 Freq Level Limit Line Margin (dB) Read Level Ant Factor Cable Loss Preamp Factor APos TPos Remark MHz dBuV/m dBuV/m dBuV dB/m dB dB cm deg 1 2492.04 44.66 74.00 -29.34 42.09 30.70 5.47 33.60 335 0 PEAK 2 2492.04 19.87 54.00 -34.13 17.30 30.70 5.47 33.60 335 0 AVERAGE	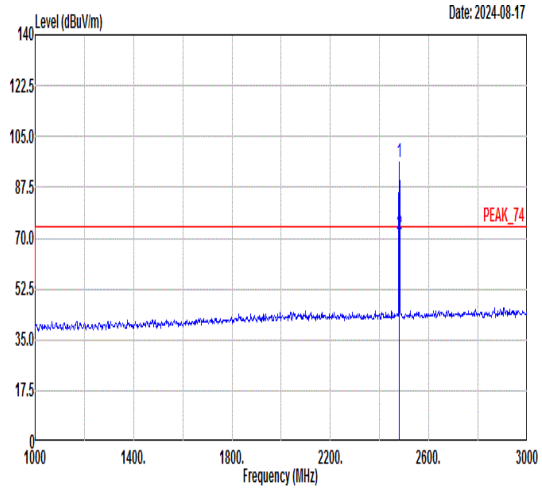 Freq Level Limit Line Margin (dB) Read Level Ant Factor Cable Loss Preamp Factor APos TPos Remark MHz dBuV/m dBuV/m dBuV dB/m dB dB cm deg 1 2480.00 96.14 ------ ------ 93.57 30.70 5.46 33.59 335 0 PEAK 2 2480.00 71.35 ------ ------ 68.78 30.70 5.46 33.59 335 0 AVERAGE

Mode	3	
	Harmonic	
	2400-2483.5_Bluetooth _CH78_2480MHz	
ANT	0	
Pol.	Horizontal	Vertical
Peak Avg	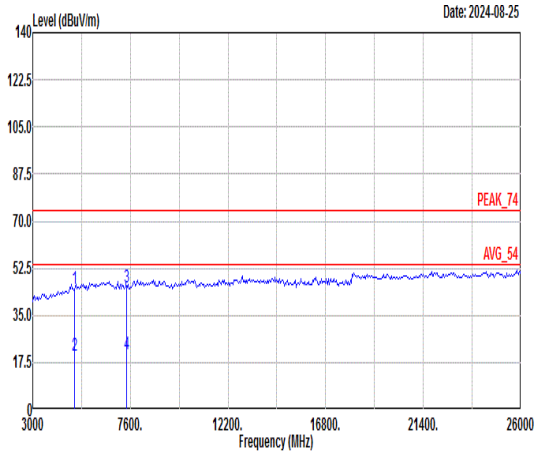 Freq Level Limit Line Margin Read Level Ant Factor Cable Loss Preamp Factor APos TPos Remark MHz dBuV/m dBuV/m dB dBuV dB/m dB dB cm deg 1 4960.00 44.85 74.00 -29.15 51.81 36.10 8.46 51.52 --- --- Peak 2 4960.00 20.06 54.00 -33.94 27.02 36.10 8.46 51.52 --- --- Average 3 7440.00 45.22 74.00 -28.78 49.42 36.82 10.17 51.19 --- --- Peak 4 7440.00 20.43 54.00 -33.57 24.63 36.82 10.17 51.19 --- --- Average	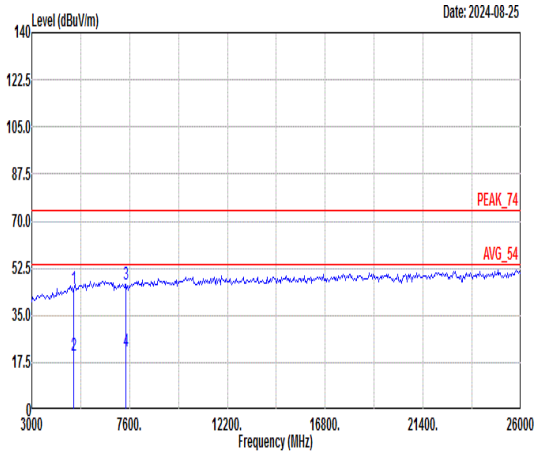 Freq Level Limit Line Margin Read Level Ant Factor Cable Loss Preamp Factor APos TPos Remark MHz dBuV/m dBuV/m dB dBuV dB/m dB dB cm deg 1 4960.00 45.00 74.00 -29.00 51.96 36.10 8.46 51.52 --- --- Peak 2 4960.00 20.21 54.00 -33.79 27.17 36.10 8.46 51.52 --- --- Average 3 7440.00 46.49 74.00 -27.51 50.69 36.82 10.17 51.19 --- --- Peak 4 7440.00 21.70 54.00 -32.30 25.90 36.82 10.17 51.19 --- --- Average

Mode	4	
	LF	
	2400-2483.5_Bluetooth _CH78_2480MHz	
ANT	0	
Pol.	Horizontal	Vertical
QP/ Peak	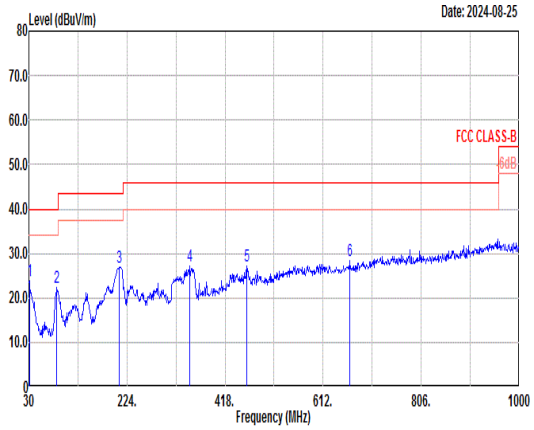	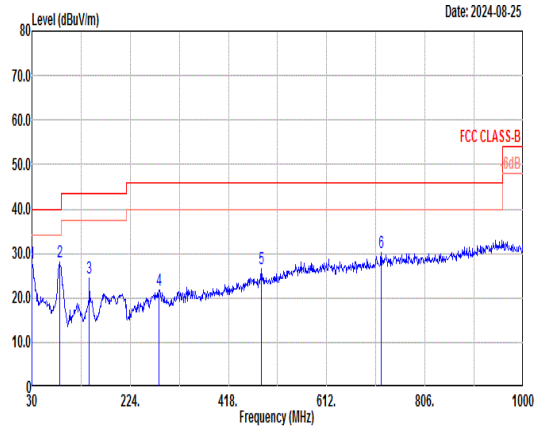

	Freq	Level	Limit Line	Margin	Read Level	Ant Factor	Cable Loss	Preamp Factor	APos	TPos	Remark
	MHz	dBuV/m	dBuV/m	dB	dBuV	dB/m	dB	dB	cm	deg	
1	30.97	23.99	40.00	-16.01	30.37	24.70	0.54	31.62	---	---	Peak
2	85.29	22.42	40.00	-17.58	39.20	14.10	0.92	31.80	---	---	Peak
3	208.48	27.02	43.50	-16.48	42.18	14.97	1.47	31.60	---	---	Peak
4	348.16	27.14	46.00	-18.86	36.15	20.42	1.97	31.40	---	---	Peak
5	460.68	27.29	46.00	-18.71	33.22	23.32	2.23	31.48	---	---	Peak
6	665.35	28.42	46.00	-17.58	30.54	26.40	2.68	31.20	---	---	Peak

	Freq	Level	Limit Line	Margin	Read Level	Ant Factor	Cable Loss	Preamp Factor	APos	TPos	Remark
	MHz	dBuV/m	dBuV/m	dB	dBuV	dB/m	dB	dB	cm	deg	
1	30.00	27.80	40.00	-12.20	33.67	25.20	0.53	31.60	---	---	Peak
2	84.32	28.11	40.00	-11.89	45.00	14.00	0.91	31.80	---	---	Peak
3	143.49	24.35	43.50	-19.15	37.45	17.40	1.23	31.73	---	---	Peak
4	280.26	21.61	46.00	-24.39	32.71	18.70	1.74	31.54	---	---	Peak
5	482.99	26.48	46.00	-19.52	31.96	23.66	2.29	31.43	---	---	Peak
6	719.67	30.21	46.00	-15.79	31.51	27.10	2.80	31.20	---	---	Peak

Mode	11	
	Band Edge	
	2400-2483.5_Bluetooth _CH00_2402MHz	
ANT	2	
Pol.	Horizontal	Fundamental
Peak	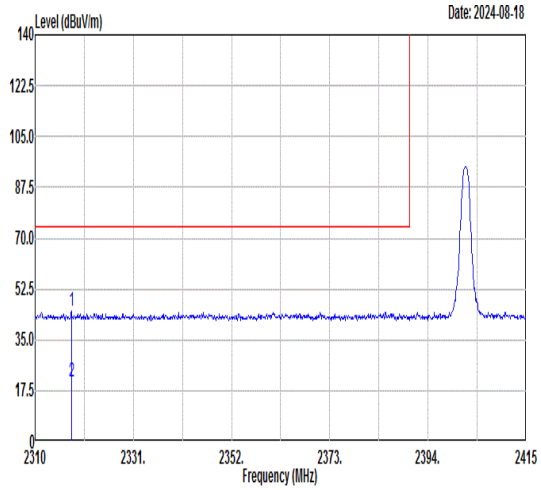 Freq Level Limit Line Margin (dB) Read Level Ant Factor Cable Loss Preamp Factor APos TPos Remark MHz dBuV/m dBuV/m dBuV dB/m dB dB cm deg 1 2317.77 45.14 74.00 -28.86 42.59 30.74 5.30 33.49 330 45 PEAK 2 2317.77 20.35 54.00 -33.65 17.80 30.74 5.30 33.49 330 45 AVERAGE	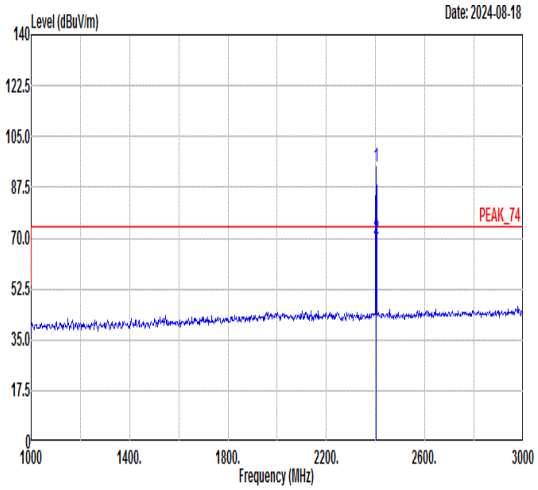 Freq Level Limit Line Margin (dB) Read Level Ant Factor Cable Loss Preamp Factor APos TPos Remark MHz dBuV/m dBuV/m dBuV dB/m dB dB cm deg 1 2402.00 94.62 ------ ------ 92.07 30.72 5.37 33.54 330 45 PEAK 2 2402.00 69.83 ------ ------ 67.28 30.72 5.37 33.54 330 45 AVERAGE

Mode	11	
	Band Edge	
	2400-2483.5_Bluetooth _CH00_2402MHz	
ANT	2	
Pol.	Vertical	Fundamental
Peak	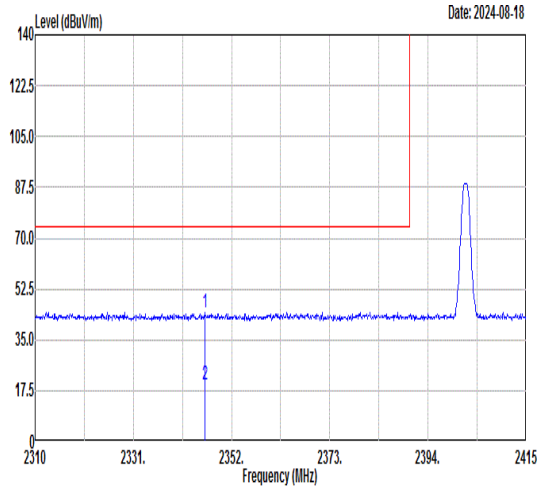 Freq Level Limit Line Margin (dB) Read Level Ant Factor Cable Loss Preamp Factor APos TPos Remark MHz dBuV/m dBuV/m dBuV dB/m dB dB cm deg 1 2346.33 44.52 74.00 -29.48 41.98 30.73 5.32 33.51 320 160 PEAK 2 2346.33 19.73 54.00 -34.27 17.19 30.73 5.32 33.51 320 160 AVERAGE	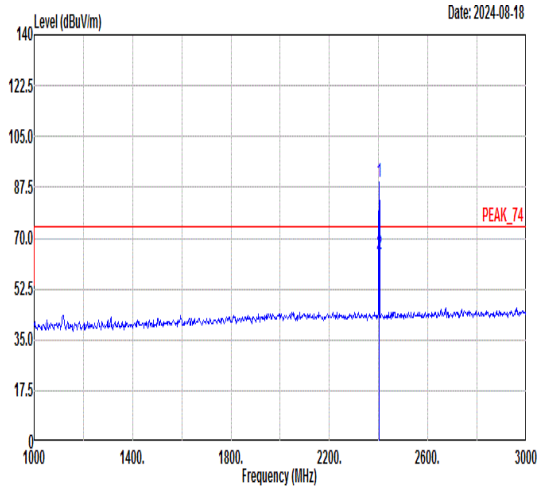 Freq Level Limit Line Margin (dB) Read Level Ant Factor Cable Loss Preamp Factor APos TPos Remark MHz dBuV/m dBuV/m dBuV dB/m dB dB cm deg 1 2402.00 89.19 ------ ------ 86.64 30.72 5.37 33.54 320 160 PEAK 2 2402.00 64.40 ------ ------ 61.85 30.72 5.37 33.54 320 160 AVERAGE

Mode	11	
	Harmonic	
	2400-2483.5_Bluetooth _CH00_2402MHz	
ANT	2	
Pol.	Horizontal	Vertical
Peak Avg	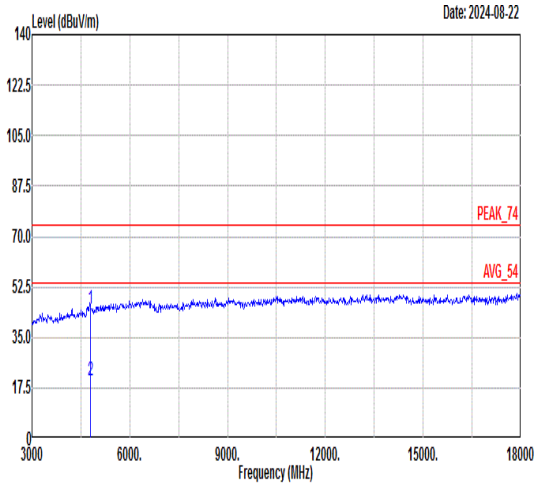 Freq Level Limit Line Margin Read Level Ant Factor Cable Loss Preamp Factor APos TPos Remark MHz dBuV/m dBuV/m dB dBuV dB/m dB dB cm deg 1 4804.00 44.95 74.00 -29.05 51.86 35.73 8.94 51.58 151 219 Peak 2 4804.00 20.16 54.00 -33.84 27.07 35.73 8.94 51.58 151 219 Average	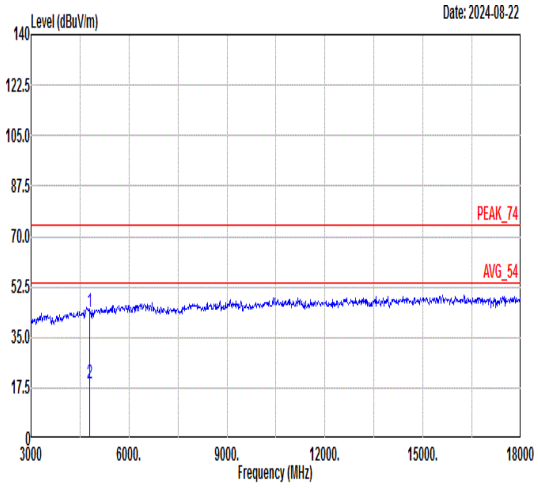 Freq Level Limit Line Margin Read Level Ant Factor Cable Loss Preamp Factor APos TPos Remark MHz dBuV/m dBuV/m dB dBuV dB/m dB dB cm deg 1 4804.00 43.68 74.00 -30.32 50.59 35.73 8.94 51.58 151 219 Peak 2 4804.00 18.89 54.00 -35.11 25.80 35.73 8.94 51.58 151 219 Average