

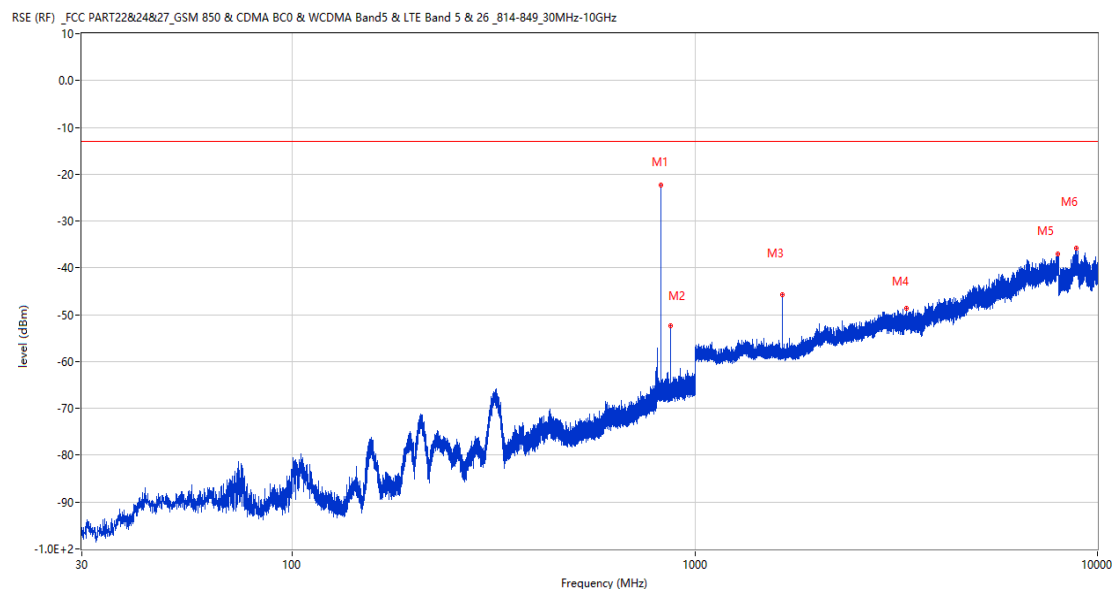
A.7 Field Strength of Spurious Radiation

GSM

1 GSM 850

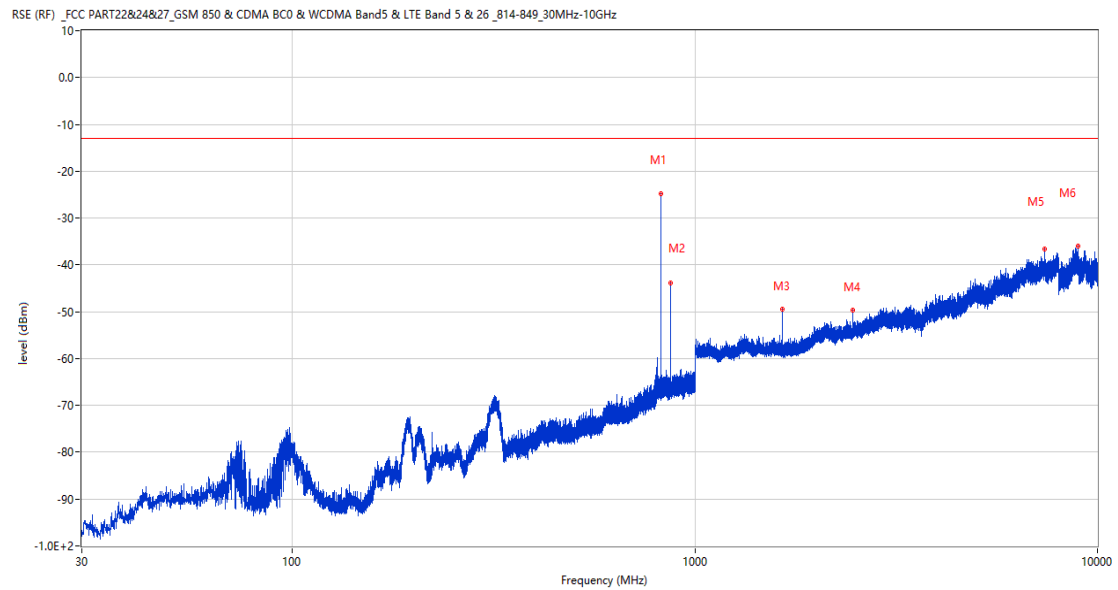
1.1 GSM 850 Low Channel

RSE-H&H GSM 850 CH128



Frequency (MHz)	Result (dBm)	Factor (dB)	PK Limit (dBm)	Over Limit (dB)	Table (o)	ANT	EUT	Verdict
824.236	-22.34	6.91	-13.0	-9.34	112.00	Horizontal	Horizontal	N/A
869.244	-52.30	6.36	-13.0	-39.30	227.00	Horizontal	Horizontal	N/A
1648.200	-45.82	-3.68	-13.0	-32.82	142.00	Horizontal	Horizontal	Pass
3361.000	-48.55	6.73	-13.0	-35.55	143.00	Horizontal	Horizontal	Pass
7986.500	-37.04	18.26	-13.0	-24.04	289.00	Horizontal	Horizontal	Pass
8851.000	-35.78	20.35	-13.0	-22.78	2.00	Horizontal	Horizontal	Pass

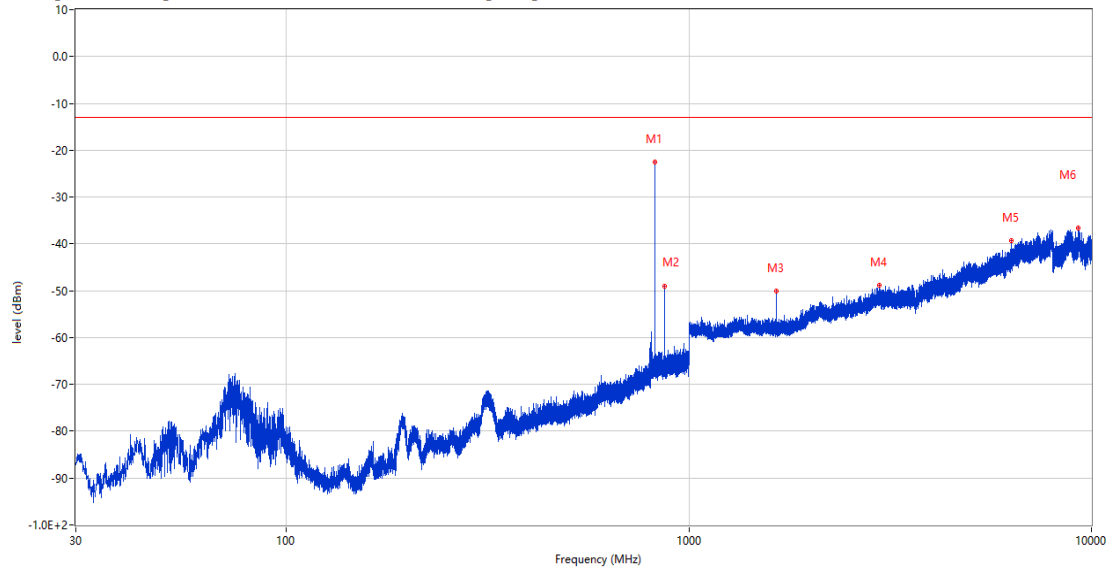
RSE-H&V GSM 850 CH128



Frequency (MHz)	Result (dBm)	Factor (dB)	PK Limit (dBm)	Over Limit (dB)	Table (o)	ANT	EUT	Verdict
824.188	-24.74	6.91	-13.0	-11.74	189.00	Horizontal	Vertical	N/A
869.244	-43.78	6.36	-13.0	-30.78	238.00	Horizontal	Vertical	N/A
1648.300	-49.47	-3.68	-13.0	-36.47	231.00	Horizontal	Vertical	Pass
2472.200	-49.72	0.89	-13.0	-36.72	13.00	Horizontal	Vertical	Pass
7384.500	-36.64	17.56	-13.0	-23.64	154.00	Horizontal	Vertical	Pass
8970.299	-35.89	18.84	-13.0	-22.89	289.00	Horizontal	Vertical	Pass

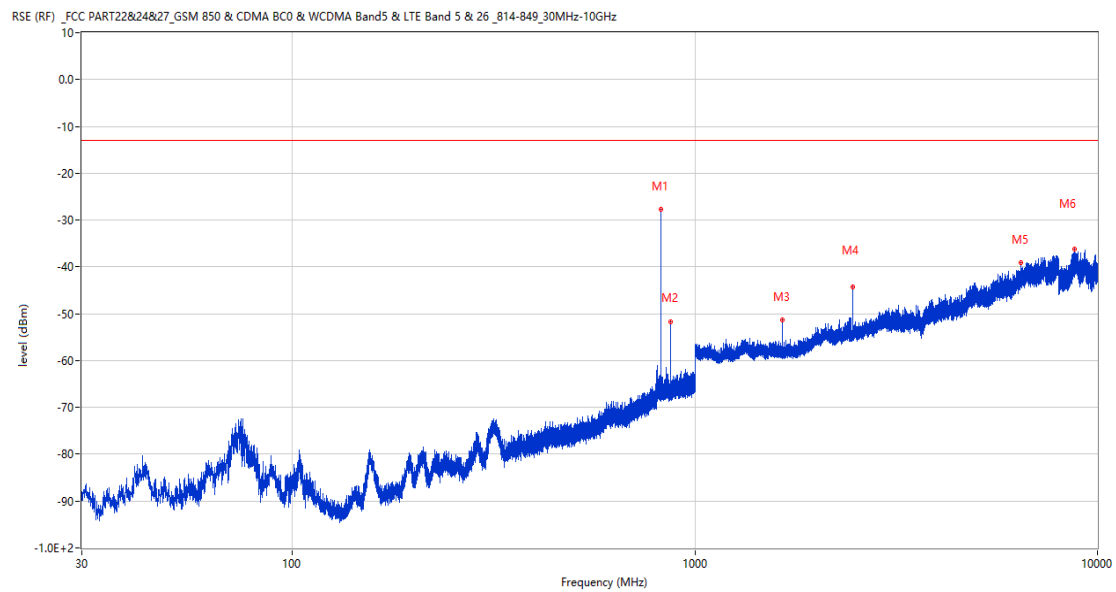
RSE-V&V GSM 850 CH128

RSE (RF) _FCC PART22&24&27_GSM 850 & CDMA BC0 & WCDMA Band5 & LTE Band 5 & 26_814-849_30MHz-10GHz



Frequency (MHz)	Result (dBm)	Factor (dB)	PK Limit (dBm)	Over Limit (dB)	Table (o)	ANT	EUT	Verdict
824.284	-22.55	6.91	-13.0	-9.55	10.00	Vertical	Vertical	N/A
869.244	-49.01	6.36	-13.0	-36.01	191.00	Vertical	Vertical	N/A
1648.100	-50.09	-3.69	-13.0	-37.09	105.00	Vertical	Vertical	Pass
2967.500	-48.85	4.62	-13.0	-35.85	262.00	Vertical	Vertical	Pass
6311.750	-39.32	15.74	-13.0	-26.32	18.00	Vertical	Vertical	Pass
9293.200	-36.55	19.62	-13.0	-23.55	251.00	Vertical	Vertical	Pass

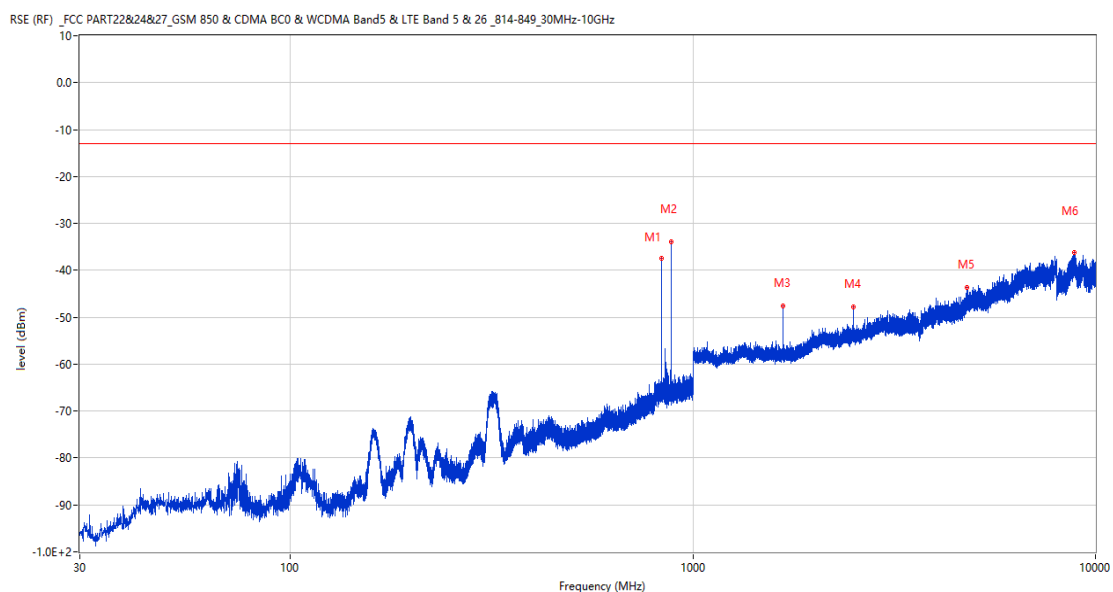
RSE-V&H GSM 850 CH128



Frequency (MHz)	Result (dBm)	Factor (dB)	PK Limit (dBm)	Over Limit (dB)	Table (o)	ANT	EUT	Verdict
824.188	-27.67	6.91	-13.0	-14.67	320.00	Vertical	Horizontal	N/A
869.147	-51.64	6.35	-13.0	-38.64	194.00	Vertical	Horizontal	N/A
1648.500	-51.34	-3.68	-13.0	-38.34	278.00	Vertical	Horizontal	Pass
2465.000	-44.28	0.39	-13.0	-31.28	89.00	Vertical	Horizontal	Pass
6457.000	-39.09	16.76	-13.0	-26.09	341.00	Vertical	Horizontal	Pass
8754.201	-36.28	18.90	-13.0	-23.28	287.00	Vertical	Horizontal	Pass

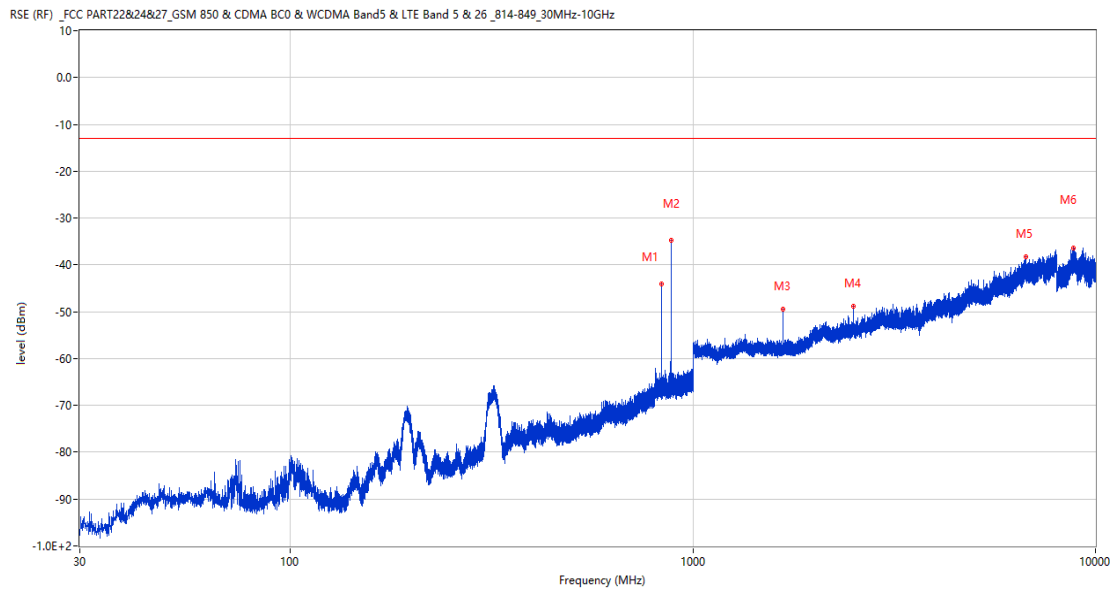
1.2 GSM 850 Middle Channel

RSE-H&H GSM 850 CH190



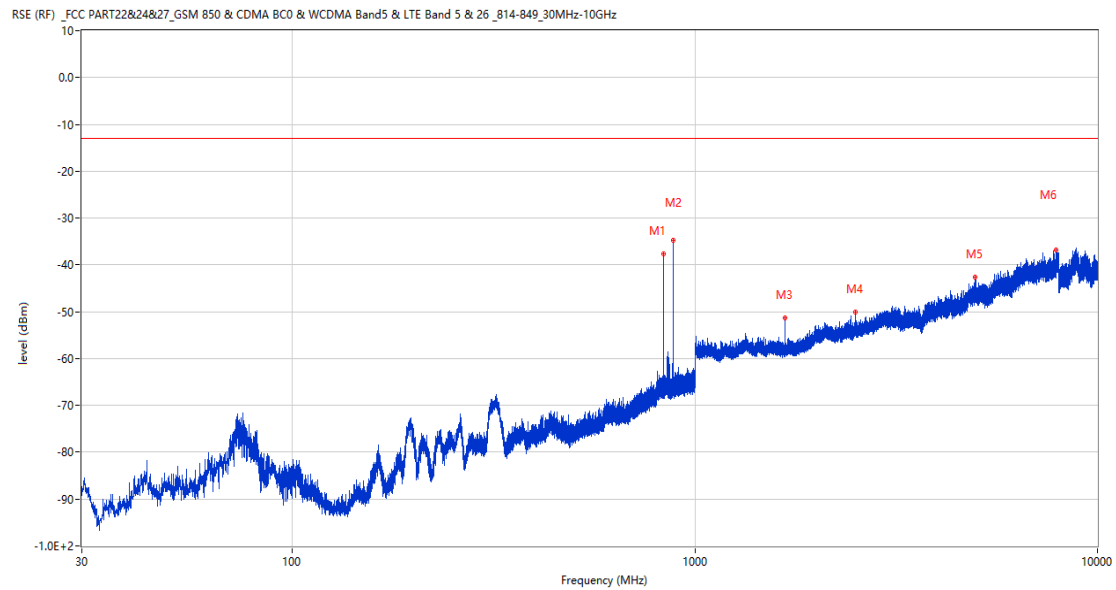
Frequency (MHz)	Result (dBm)	Factor (dB)	PK Limit (dBm)	Over Limit (dB)	Table (o)	ANT	EUT	Verdict
836.652	-37.50	7.13	-13.0	-24.50	42.00	Horizontal	Horizontal	N/A
881.660	-33.99	6.75	-13.0	-20.99	265.00	Horizontal	Horizontal	N/A
1672.800	-47.58	-3.68	-13.0	-34.58	166.00	Horizontal	Horizontal	Pass
2509.700	-47.84	1.50	-13.0	-34.84	171.00	Horizontal	Horizontal	Pass
4788.000	-43.75	12.94	-13.0	-30.75	198.00	Horizontal	Horizontal	Pass
8848.099	-36.28	20.33	-13.0	-23.28	360.00	Horizontal	Horizontal	Pass

RSE-H&V GSM 850 CH190



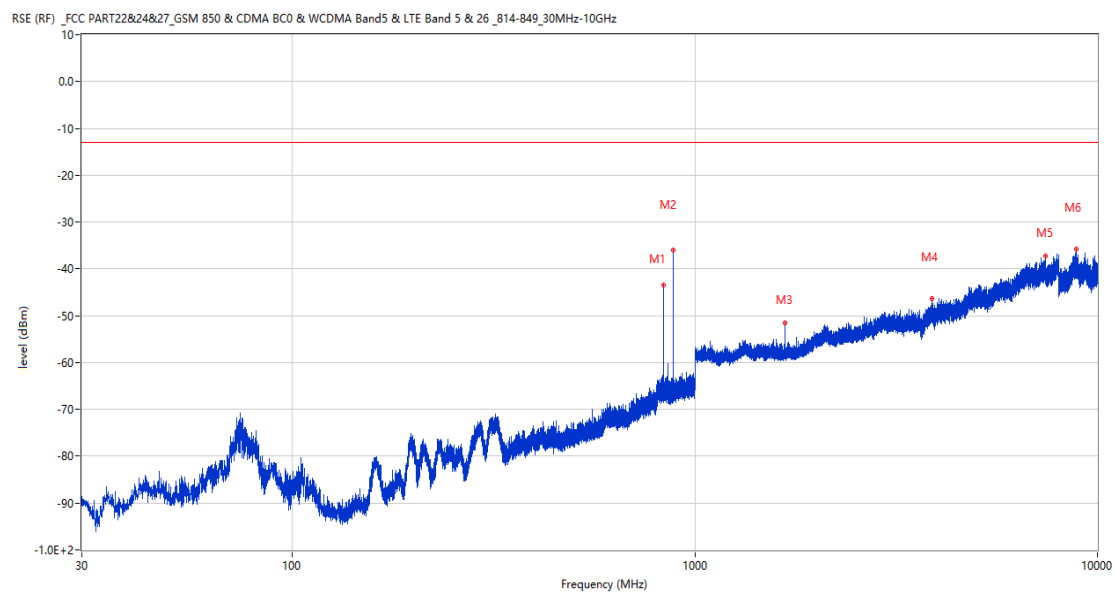
Frequency (MHz)	Result (dBm)	Factor (dB)	PK Limit (dBm)	Over Limit (dB)	Table (o)	ANT	EUT	Verdict
836.604	-44.09	7.13	-13.0	-31.09	128.00	Horizontal	Vertical	N/A
881.660	-34.71	6.75	-13.0	-21.71	79.00	Horizontal	Vertical	N/A
1673.300	-49.40	-3.64	-13.0	-36.40	200.00	Horizontal	Vertical	Pass
2509.300	-48.80	1.49	-13.0	-35.80	8.00	Horizontal	Vertical	Pass
6713.250	-38.36	16.63	-13.0	-25.36	145.00	Horizontal	Vertical	Pass
8836.901	-36.46	20.15	-13.0	-23.46	101.00	Horizontal	Vertical	Pass

RSE-V&V GSM 850 CH190



Frequency (MHz)	Result (dBm)	Factor (dB)	PK Limit (dBm)	Over Limit (dB)	Table (o)	ANT	EUT	Verdict
836.652	-37.56	7.13	-13.0	-24.56	18.00	Vertical	Vertical	N/A
881.660	-34.66	6.75	-13.0	-21.66	286.00	Vertical	Vertical	N/A
1673.200	-51.29	-3.65	-13.0	-38.29	261.00	Vertical	Vertical	Pass
2509.900	-50.04	1.50	-13.0	-37.04	122.00	Vertical	Vertical	Pass
4964.750	-42.70	13.37	-13.0	-29.70	353.00	Vertical	Vertical	Pass
7906.750	-36.76	17.99	-13.0	-23.76	280.00	Vertical	Vertical	Pass

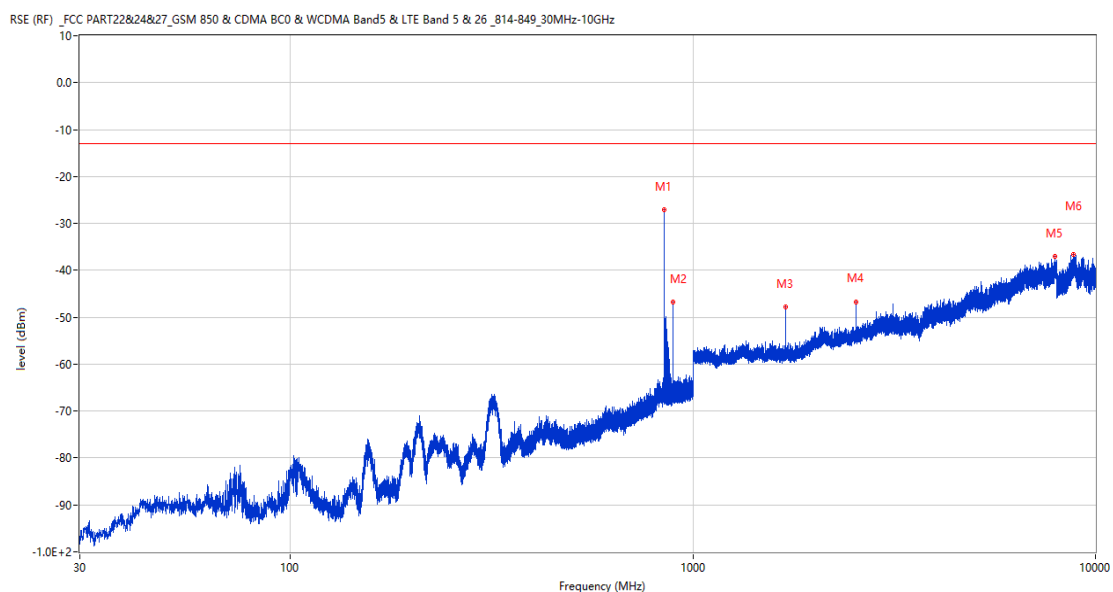
RSE-V&H GSM 850 CH190



Frequency (MHz)	Result (dBm)	Factor (dB)	PK Limit (dBm)	Over Limit (dB)	Table (o)	ANT	EUT	Verdict
836.652	-43.50	7.13	-13.0	-30.50	57.00	Vertical	Horizontal	N/A
881.563	-35.94	6.75	-13.0	-22.94	291.00	Vertical	Horizontal	N/A
1673.200	-51.53	-3.65	-13.0	-38.53	190.00	Vertical	Horizontal	Pass
3875.750	-46.30	9.50	-13.0	-33.30	301.00	Vertical	Horizontal	Pass
7412.750	-37.29	18.13	-13.0	-24.29	81.00	Vertical	Horizontal	Pass
8857.500	-35.77	20.27	-13.0	-22.77	318.00	Vertical	Horizontal	Pass

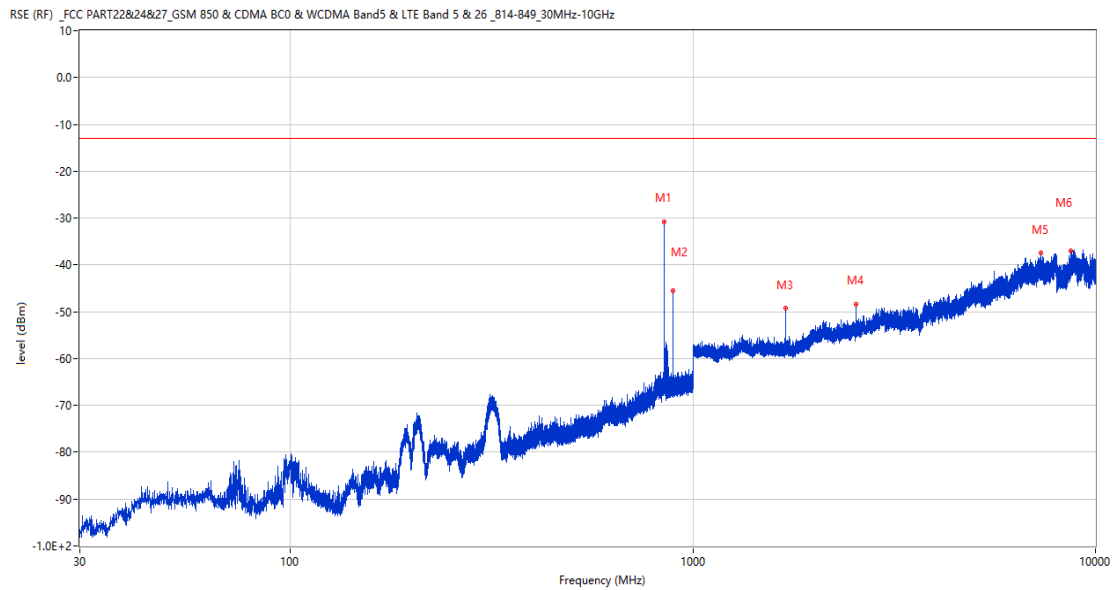
1.3 GSM 850 High Channel

RSE-H&H GSM 850 CH251



Frequency (MHz)	Result (dBm)	Factor (dB)	PK Limit (dBm)	Over Limit (dB)	Table (o)	ANT	EUT	Verdict
848.874	-27.11	7.31	-13.0	-14.11	24.00	Horizontal	Horizontal	N/A
893.833	-46.72	6.89	-13.0	-33.72	298.00	Horizontal	Horizontal	N/A
1697.800	-47.88	-3.62	-13.0	-34.88	147.00	Horizontal	Horizontal	Pass
2546.800	-46.68	1.52	-13.0	-33.68	147.00	Horizontal	Horizontal	Pass
7935.000	-37.08	18.85	-13.0	-24.08	345.00	Horizontal	Horizontal	Pass
8835.800	-36.54	20.13	-13.0	-23.54	209.00	Horizontal	Horizontal	Pass

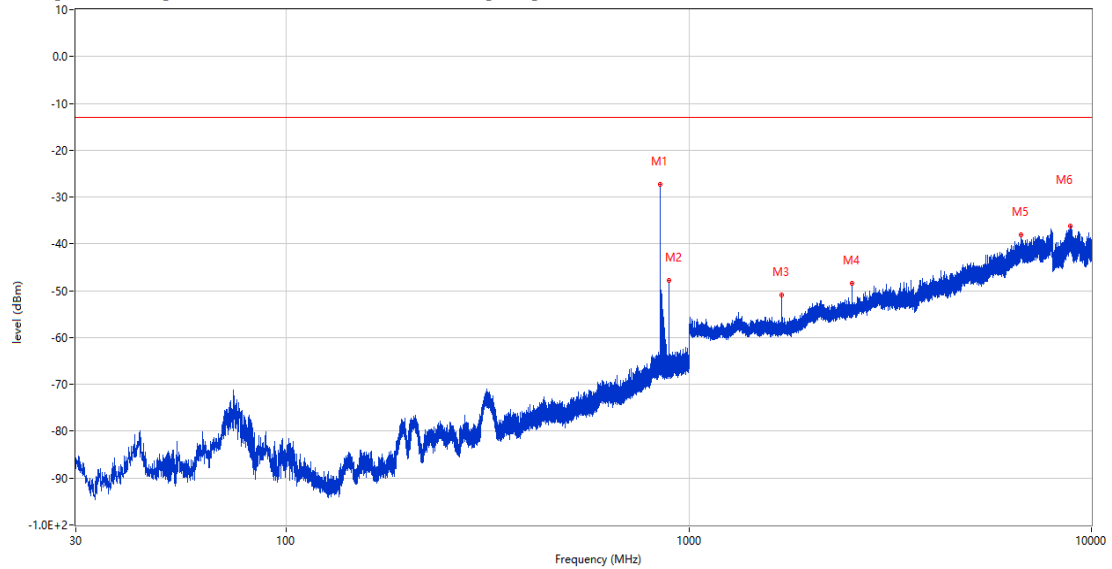
RSE-H&V GSM 850 CH251



Frequency (MHz)	Result (dBm)	Factor (dB)	PK Limit (dBm)	Over Limit (dB)	Table (o)	ANT	EUT	Verdict
848.825	-30.85	7.31	-13.0	-17.85	180.00	Horizontal	Vertical	N/A
893.882	-45.56	6.88	-13.0	-32.56	103.00	Horizontal	Vertical	N/A
1697.500	-49.29	-3.64	-13.0	-36.29	184.00	Horizontal	Vertical	Pass
2546.500	-48.51	1.51	-13.0	-35.51	21.00	Horizontal	Vertical	Pass
7325.500	-37.48	17.25	-13.0	-24.48	272.00	Horizontal	Vertical	Pass
8696.800	-36.97	19.32	-13.0	-23.97	360.00	Horizontal	Vertical	Pass

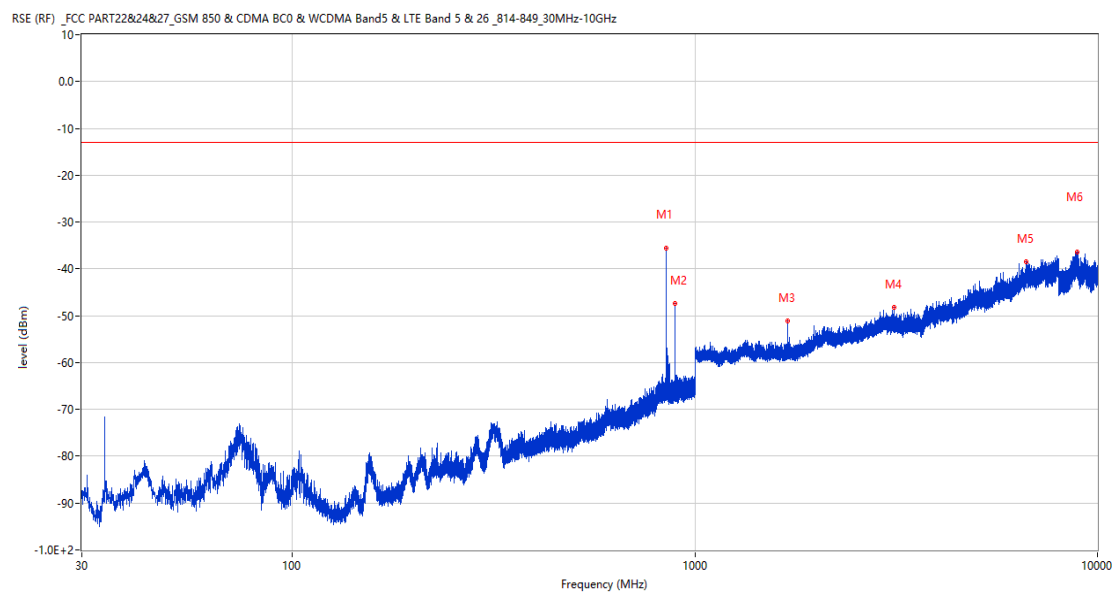
RSE-V&V GSM 850 CH251

RSE (RF) _FCC PART22&24&27_GSM 850 & CDMA BC0 & WCDMA Band5 & LTE Band 5 & 26_814-849_30MHz-10GHz



Frequency (MHz)	Result (dBm)	Factor (dB)	PK Limit (dBm)	Over Limit (dB)	Table (o)	ANT	EUT	Verdict
848.874	-27.22	7.31	-13.0	-14.22	8.00	Vertical	Vertical	N/A
893.785	-47.75	6.89	-13.0	-34.75	288.00	Vertical	Vertical	N/A
1697.900	-50.94	-3.62	-13.0	-37.94	99.00	Vertical	Vertical	Pass
2546.300	-48.46	1.50	-13.0	-35.46	99.00	Vertical	Vertical	Pass
6676.250	-37.98	16.79	-13.0	-24.98	132.00	Vertical	Vertical	Pass
8864.300	-36.22	20.19	-13.0	-23.22	360.00	Vertical	Vertical	Pass

RSE-V&H GSM 850 CH251

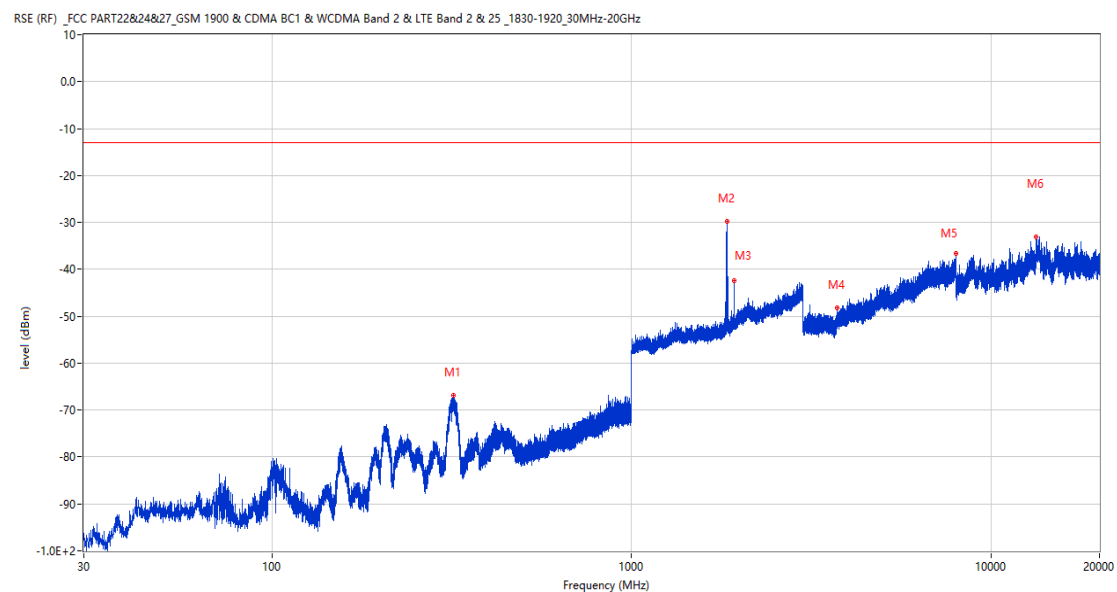


Frequency (MHz)	Result (dBm)	Factor (dB)	PK Limit (dBm)	Over Limit (dB)	Table (o)	ANT	EUT	Verdict
848.874	-35.61	7.31	-13.0	-22.61	143.00	Vertical	Horizontal	N/A
893.833	-47.45	6.89	-13.0	-34.45	132.00	Vertical	Horizontal	N/A
1697.400	-51.08	-3.64	-13.0	-38.08	198.00	Vertical	Horizontal	Pass
3121.250	-48.27	6.67	-13.0	-35.27	27.00	Vertical	Horizontal	Pass
6666.750	-38.58	16.49	-13.0	-25.58	228.00	Vertical	Horizontal	Pass
8888.901	-36.46	19.89	-13.0	-23.46	326.00	Vertical	Horizontal	Pass

2 GSM 1900

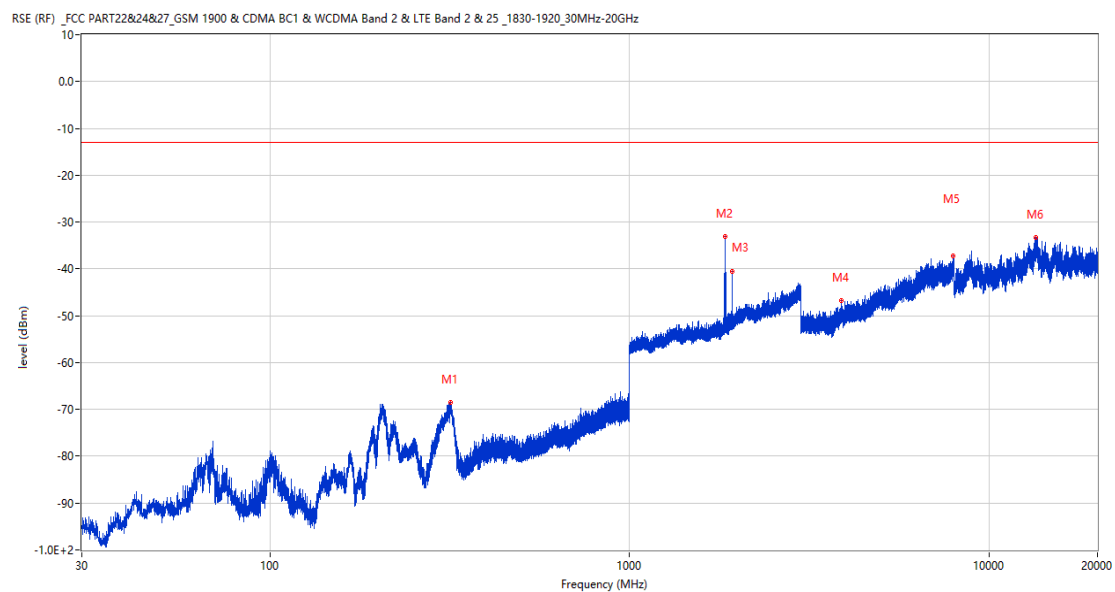
2.1 GSM 1900 Low Channel

RSE-H&H GSM 1900 CH512



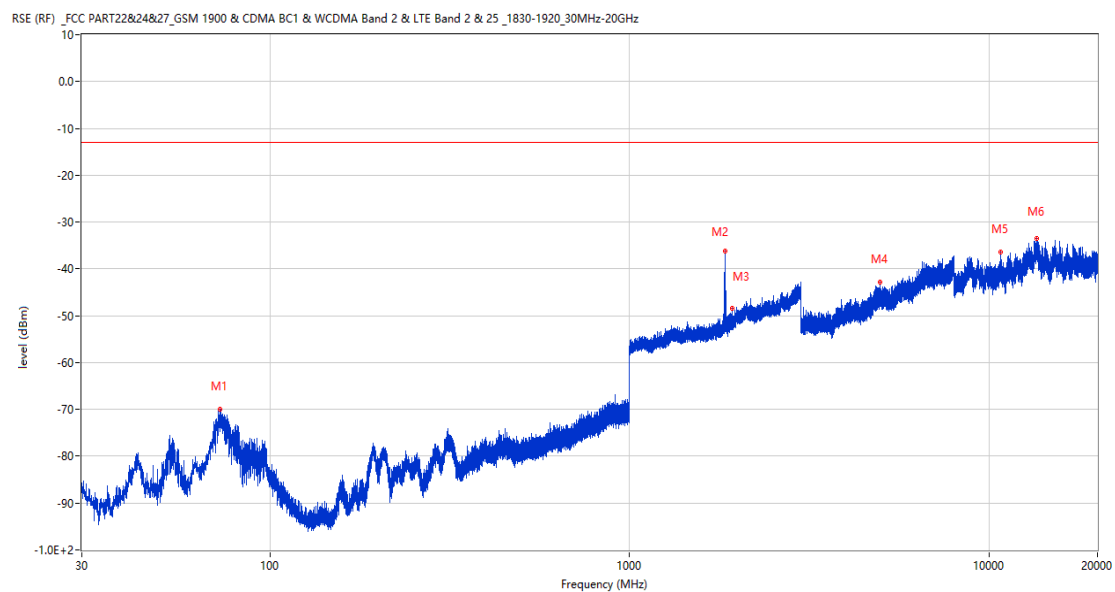
Frequency (MHz)	Result (dBm)	Factor (dB)	PK Limit (dBm)	Over Limit (dB)	Table (o)	ANT	EUT	Verdict
320.660	-66.83	-11.26	-13.0	-53.83	251.00	Horizontal	Horizontal	Pass
1841.800	-29.73	2.41	-13.0	-16.73	84.00	Horizontal	Horizontal	N/A
1930.300	-42.48	3.22	-13.0	-29.48	292.00	Horizontal	Horizontal	N/A
3730.500	-48.24	7.92	-13.0	-35.24	142.00	Horizontal	Horizontal	Pass
7996.000	-36.66	18.76	-13.0	-23.66	59.00	Horizontal	Horizontal	Pass
13353.925	-33.08	24.56	-13.0	-20.08	360.00	Horizontal	Horizontal	Pass

RSE-H&V GSM 1900 CH512



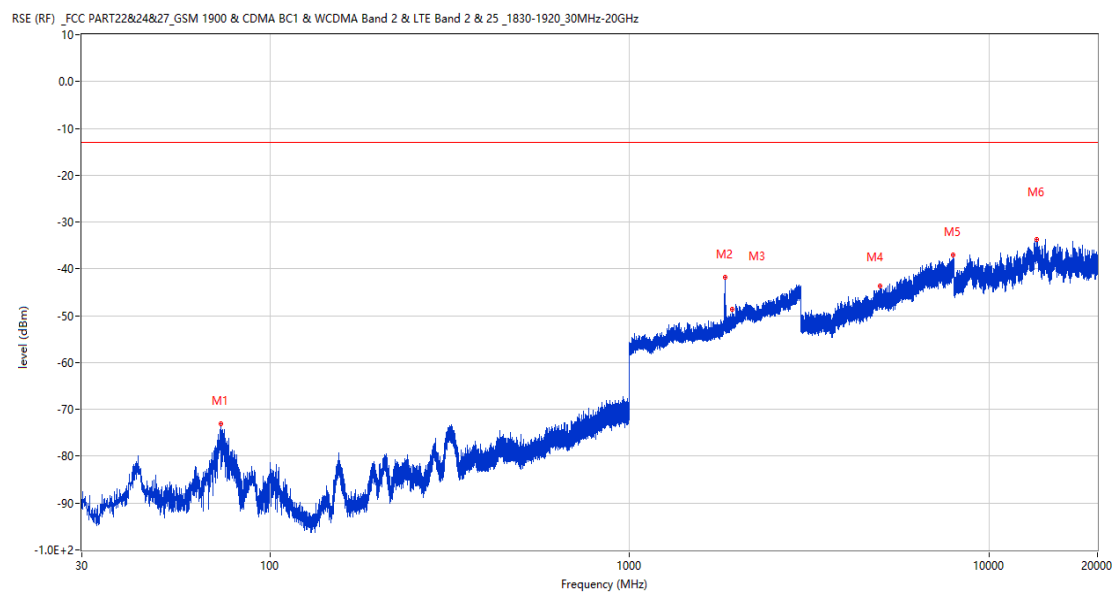
Frequency (MHz)	Result (dBm)	Factor (dB)	PK Limit (dBm)	Over Limit (dB)	Table (o)	ANT	EUT	Verdict
317.799	-68.49	-11.37	-13.0	-55.49	277.00	Horizontal	Vertical	Pass
1845.000	-33.13	2.46	-13.0	-20.13	220.00	Horizontal	Vertical	N/A
1931.000	-40.56	3.16	-13.0	-27.56	108.00	Horizontal	Vertical	N/A
3887.750	-46.83	9.71	-13.0	-33.83	305.00	Horizontal	Vertical	Pass
7938.000	-37.23	18.93	-13.0	-24.23	360.00	Horizontal	Vertical	Pass
13517.412	-33.34	24.39	-13.0	-20.34	10.00	Horizontal	Vertical	Pass

RSE-V&V GSM 1900 CH512



Frequency (MHz)	Result (dBm)	Factor (dB)	PK Limit (dBm)	Over Limit (dB)	Table (o)	ANT	EUT	Verdict
72.535	-69.95	-19.90	-13.0	-56.95	49.00	Vertical	Vertical	Pass
1841.700	-36.29	2.41	-13.0	-23.29	304.00	Vertical	Vertical	N/A
1926.700	-48.37	3.40	-13.0	-35.37	304.00	Vertical	Vertical	N/A
4986.000	-42.73	13.24	-13.0	-29.73	215.00	Vertical	Vertical	Pass
10781.838	-36.46	19.19	-13.0	-23.46	137.00	Vertical	Vertical	Pass
13571.063	-33.46	25.07	-13.0	-20.46	149.00	Vertical	Vertical	Pass

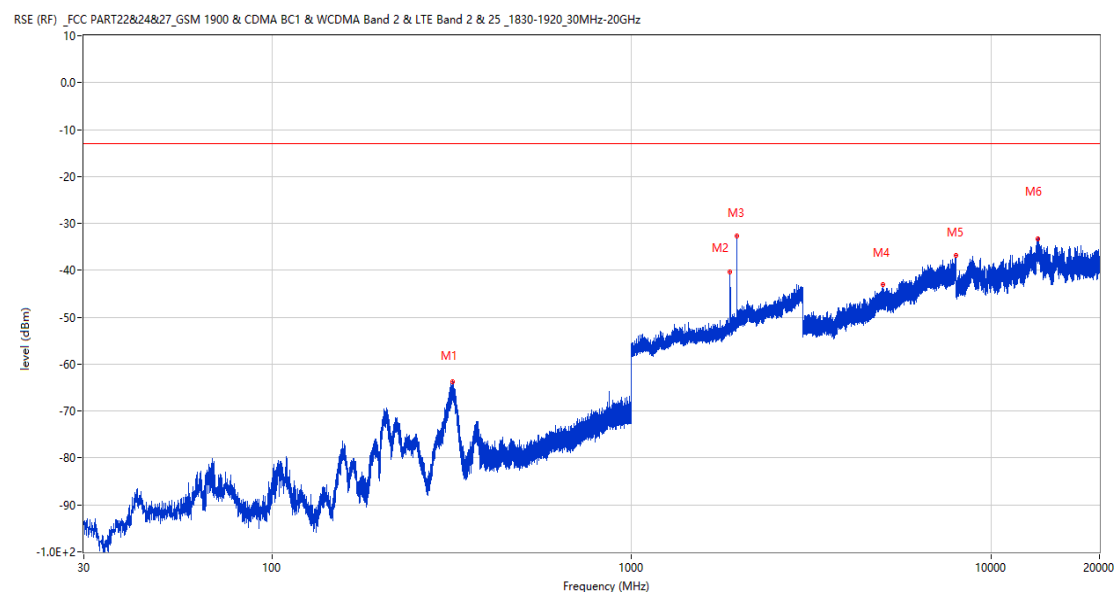
RSE-V&H GSM 1900 CH512



Frequency (MHz)	Result (dBm)	Factor (dB)	PK Limit (dBm)	Over Limit (dB)	Table (o)	ANT	EUT	Verdict
72.923	-73.16	-19.97	-13.0	-60.16	72.00	Vertical	Horizontal	Pass
1840.300	-41.79	2.39	-13.0	-28.79	68.00	Vertical	Horizontal	N/A
1930.200	-48.66	3.25	-13.0	-35.66	151.00	Vertical	Horizontal	N/A
4966.500	-43.75	13.42	-13.0	-30.75	313.00	Vertical	Horizontal	Pass
7937.500	-37.06	18.95	-13.0	-24.06	208.00	Vertical	Horizontal	Pass
13579.037	-33.74	25.02	-13.0	-20.74	123.00	Vertical	Horizontal	Pass

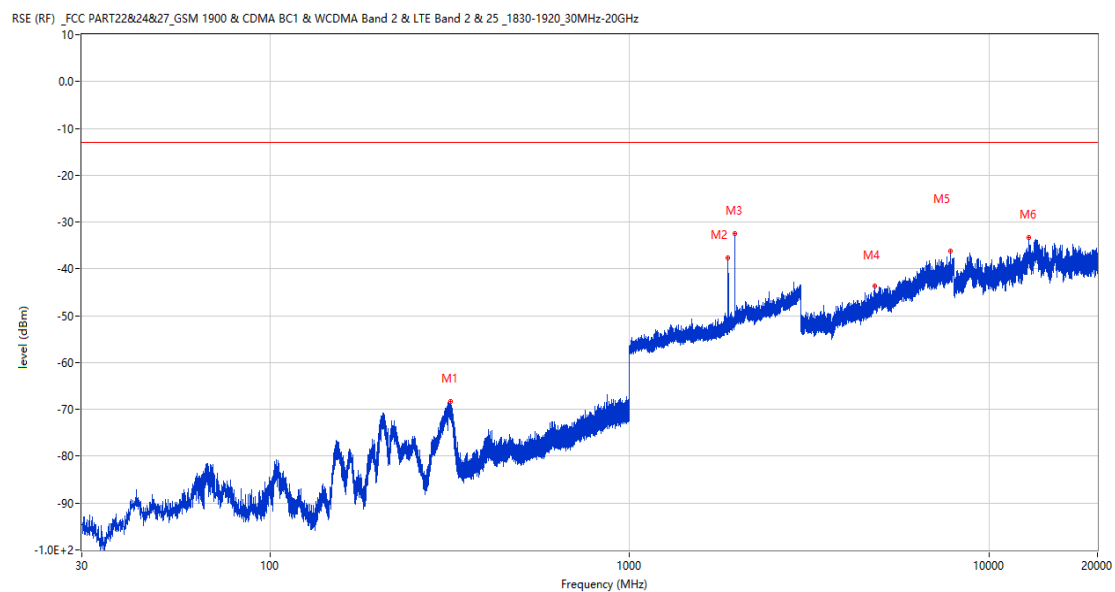
2.2 GSM 1900 Middle Channel

RSE-H&H GSM 1900 CH661



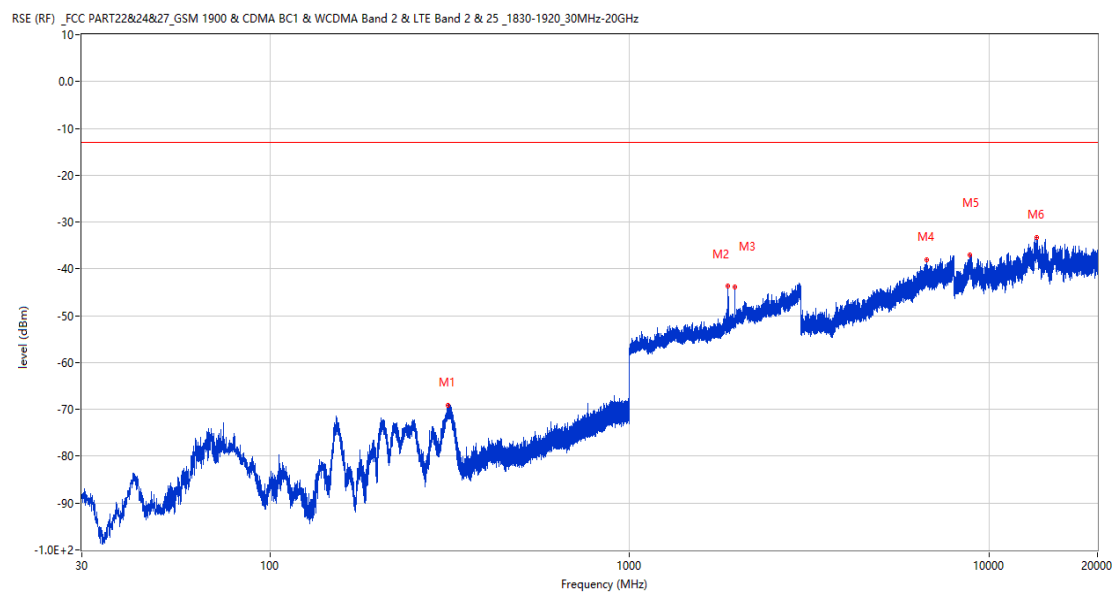
Frequency (MHz)	Result (dBm)	Factor (dB)	PK Limit (dBm)	Over Limit (dB)	Table (o)	ANT	EUT	Verdict
318.672	-63.85	-11.35	-13.0	-50.85	264.00	Horizontal	Horizontal	Pass
1880.900	-42.49	2.77	-13.0	-29.49	257.00	Horizontal	Horizontal	N/A
1960.800	-32.66	3.39	-13.0	-19.66	286.00	Horizontal	Horizontal	N/A
5000.750	-42.95	12.75	-13.0	-29.95	17.00	Horizontal	Horizontal	Pass
7988.750	-36.84	18.35	-13.0	-23.84	27.00	Horizontal	Horizontal	Pass
13503.275	-33.31	24.02	-13.0	-20.31	38.00	Horizontal	Horizontal	Pass

RSE-H&V GSM 1900 CH661



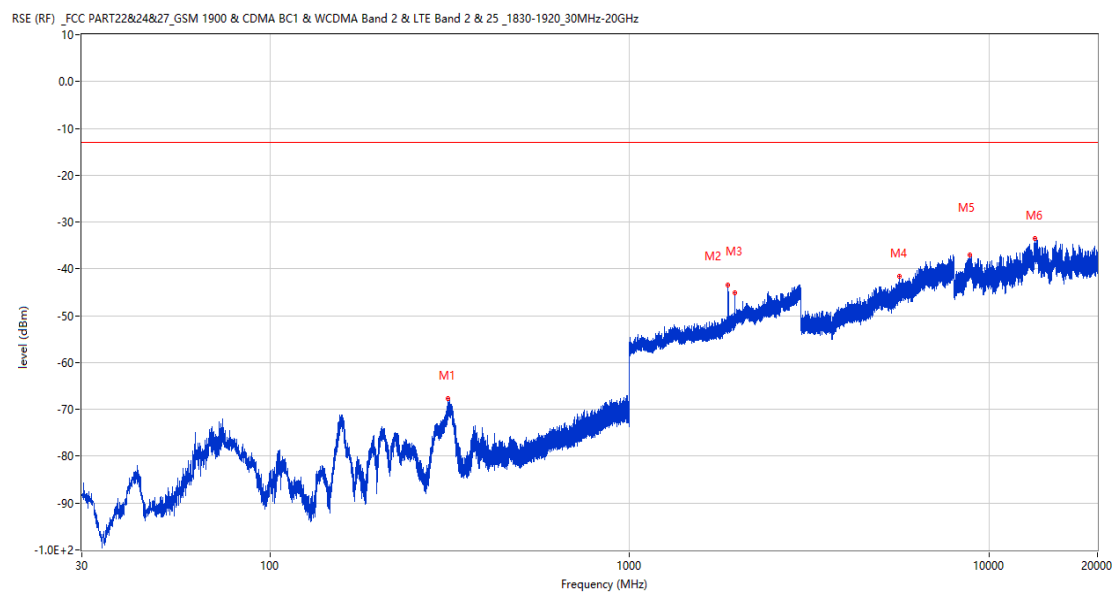
Frequency (MHz)	Result (dBm)	Factor (dB)	PK Limit (dBm)	Over Limit (dB)	Table (o)	ANT	EUT	Verdict
317.702	-68.40	-11.37	-13.0	-55.40	260.00	Horizontal	Vertical	Pass
1881.000	-37.74	2.77	-13.0	-24.74	211.00	Horizontal	Vertical	N/A
1960.800	-32.45	3.39	-13.0	-19.45	104.00	Horizontal	Vertical	N/A
4806.500	-43.62	12.62	-13.0	-30.62	250.00	Horizontal	Vertical	Pass
7783.500	-36.26	18.20	-13.0	-23.26	0.00	Horizontal	Vertical	Pass
12887.750	-33.27	23.44	-13.0	-20.27	160.00	Horizontal	Vertical	Pass

RSE-V&V GSM 1900 CH661



Frequency (MHz)	Result (dBm)	Factor (dB)	PK Limit (dBm)	Over Limit (dB)	Table (o)	ANT	EUT	Verdict
313.289	-69.16	-11.60	-13.0	-56.16	0.00	Vertical	Vertical	Pass
1881.100	-43.73	2.77	-13.0	-30.73	239.00	Vertical	Vertical	N/A
1961.100	-45.55	3.38	-13.0	-32.55	275.00	Vertical	Vertical	N/A
6720.000	-38.14	16.65	-13.0	-25.14	329.00	Vertical	Vertical	Pass
8850.487	-37.01	20.35	-13.0	-24.01	11.00	Vertical	Vertical	Pass
13560.912	-33.35	25.14	-13.0	-20.35	330.00	Vertical	Vertical	Pass

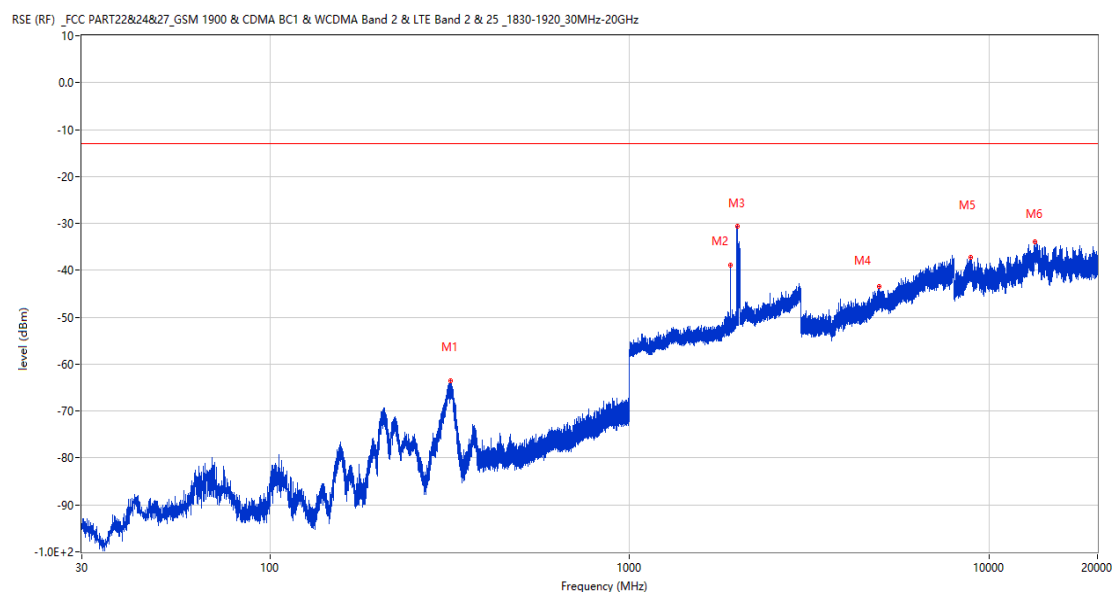
RSE-V&H GSM 1900 CH661



Frequency (MHz)	Result (dBm)	Factor (dB)	PK Limit (dBm)	Over Limit (dB)	Table (o)	ANT	EUT	Verdict
313.143	-67.62	-11.62	-13.0	-54.62	286.00	Vertical	Horizontal	Pass
1881.300	-43.49	2.77	-13.0	-30.49	135.00	Vertical	Horizontal	N/A
1960.700	-45.07	3.40	-13.0	-32.07	141.00	Vertical	Horizontal	N/A
5636.750	-41.58	13.56	-13.0	-28.58	96.00	Vertical	Horizontal	Pass
8859.275	-36.97	20.25	-13.0	-23.97	0.00	Vertical	Horizontal	Pass
13371.325	-33.58	24.67	-13.0	-20.58	189.00	Vertical	Horizontal	Pass

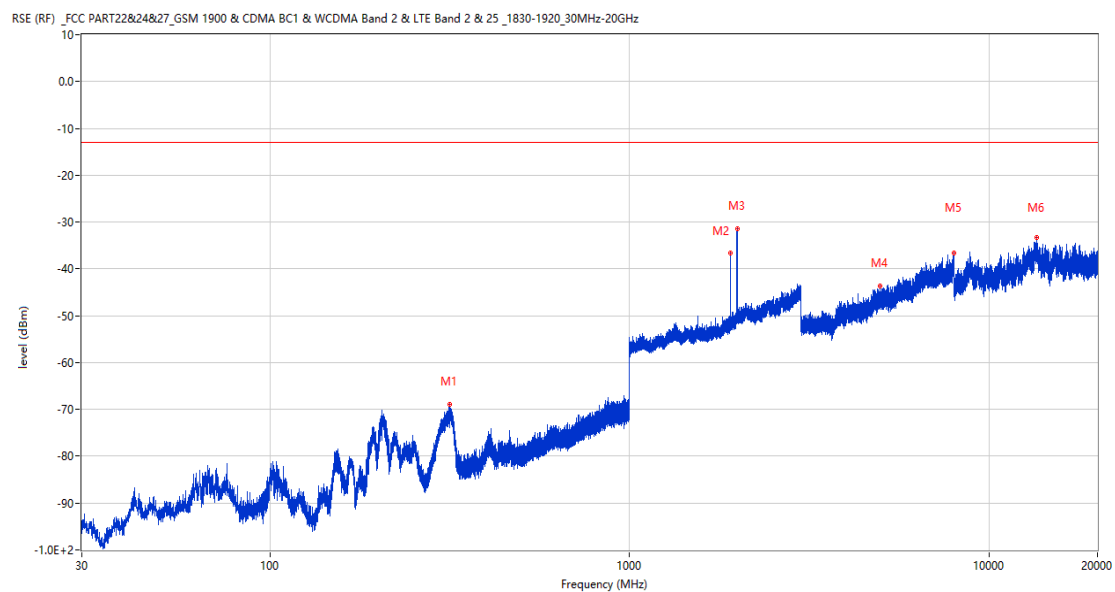
2.3 GSM 1900 High Channel

RSE-H&H GSM 1900 CH810



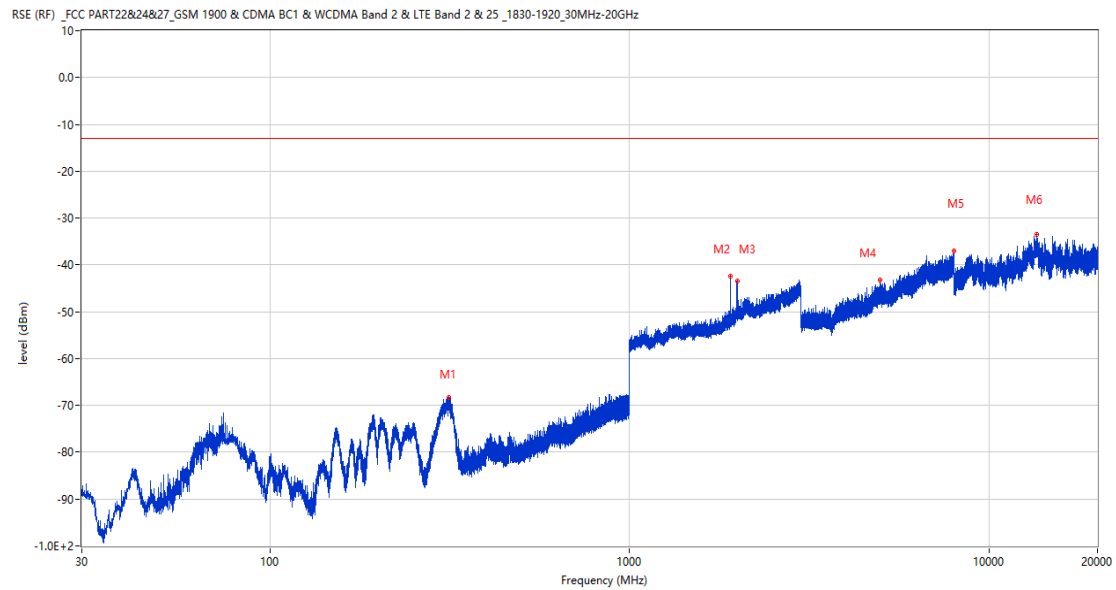
Frequency (MHz)	Result (dBm)	Factor (dB)	PK Limit (dBm)	Over Limit (dB)	Table (o)	ANT	EUT	Verdict
318.866	-63.64	-11.34	-13.0	-50.64	247.00	Horizontal	Horizontal	Pass
1910.500	-38.88	3.10	-13.0	-25.88	129.00	Horizontal	Horizontal	N/A
1990.500	-30.68	4.56	-13.0	-17.68	286.00	Horizontal	Horizontal	N/A
4932.750	-43.41	12.80	-13.0	-30.41	230.00	Horizontal	Horizontal	Pass
8861.887	-37.14	20.21	-13.0	-24.14	123.00	Horizontal	Horizontal	Pass
13381.112	-34.01	24.73	-13.0	-21.01	279.00	Horizontal	Horizontal	Pass

RSE-H&V GSM 1900 CH810



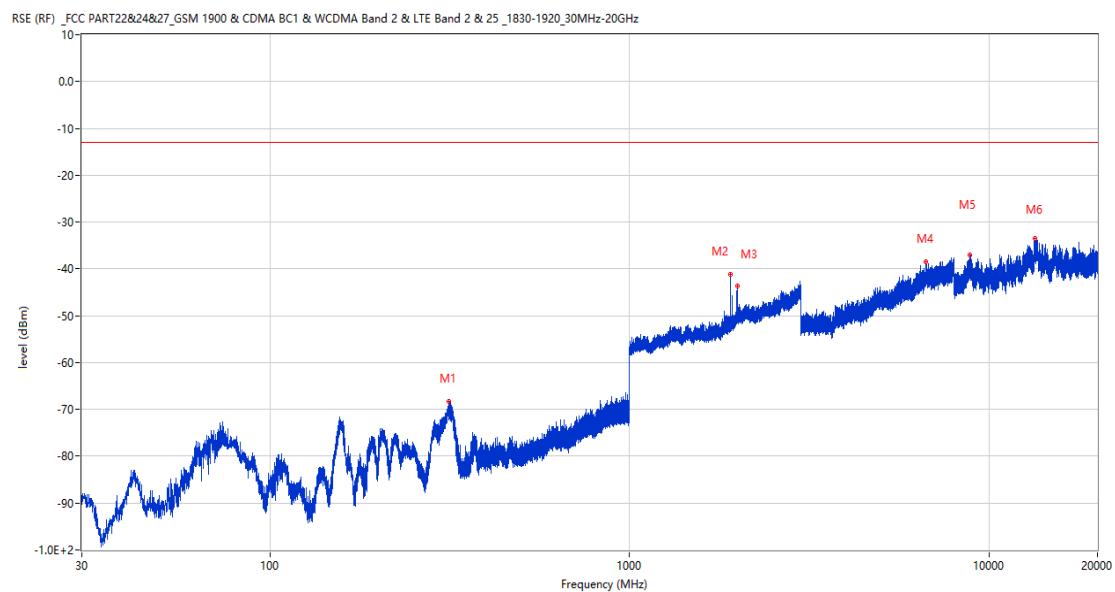
Frequency (MHz)	Result (dBm)	Factor (dB)	PK Limit (dBm)	Over Limit (dB)	Table (o)	ANT	EUT	Verdict
316.878	-68.99	-11.42	-13.0	-55.99	290.00	Horizontal	Vertical	Pass
1910.600	-36.64	3.10	-13.0	-23.64	184.00	Horizontal	Vertical	N/A
1990.700	-31.45	4.54	-13.0	-18.45	280.00	Horizontal	Vertical	N/A
4967.250	-43.55	13.44	-13.0	-30.55	6.00	Horizontal	Vertical	Pass
7996.250	-36.51	18.78	-13.0	-23.51	276.00	Horizontal	Vertical	Pass
13594.625	-33.38	24.91	-13.0	-20.38	38.00	Horizontal	Vertical	Pass

RSE-V&V GSM 1900 CH810



Frequency (MHz)	Result (dBm)	Factor (dB)	PK Limit (dBm)	Over Limit (dB)	Table (o)	ANT	EUT	Verdict
315.034	-68.30	-11.45	-13.0	-55.30	1.00	Vertical	Vertical	Pass
1910.800	-42.47	3.11	-13.0	-29.47	110.00	Vertical	Vertical	N/A
1990.600	-43.44	4.55	-13.0	-30.44	122.00	Vertical	Vertical	N/A
4961.250	-43.23	13.11	-13.0	-30.23	34.00	Vertical	Vertical	Pass
7966.500	-37.07	18.09	-13.0	-24.07	3.00	Vertical	Vertical	Pass
13577.588	-33.57	25.03	-13.0	-20.57	1.00	Vertical	Vertical	Pass

RSE-V&H GSM 1900 CH810



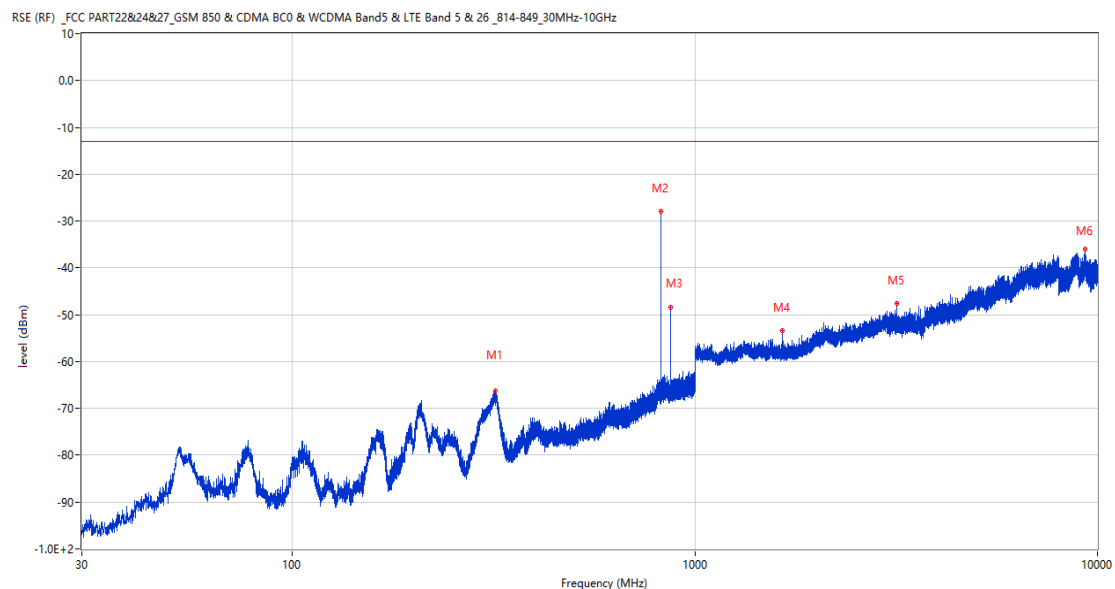
Frequency (MHz)	Result (dBm)	Factor (dB)	PK Limit (dBm)	Over Limit (dB)	Table (o)	ANT	EUT	Verdict
314.792	-68.38	-11.49	-13.0	-55.38	284.00	Vertical	Horizontal	Pass
1910.500	-41.22	3.10	-13.0	-28.22	125.00	Vertical	Horizontal	N/A
1990.600	-43.70	4.55	-13.0	-30.70	190.00	Vertical	Horizontal	N/A
6679.750	-38.55	16.91	-13.0	-25.55	194.00	Vertical	Horizontal	Pass
8859.513	-36.96	20.24	-13.0	-23.96	1.00	Vertical	Horizontal	Pass
13419.537	-33.43	24.72	-13.0	-20.43	83.00	Vertical	Horizontal	Pass

EGPRS

3 EGPRS 850

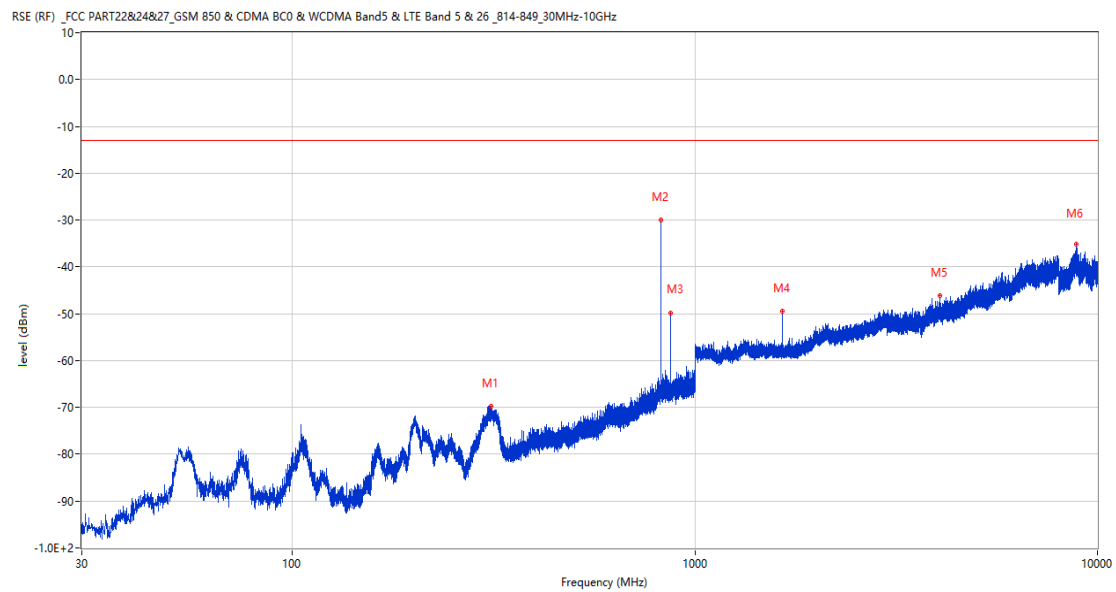
3.1 EGPRS 850 Low Channel

RSE-H&H EGPRS 850 CH128



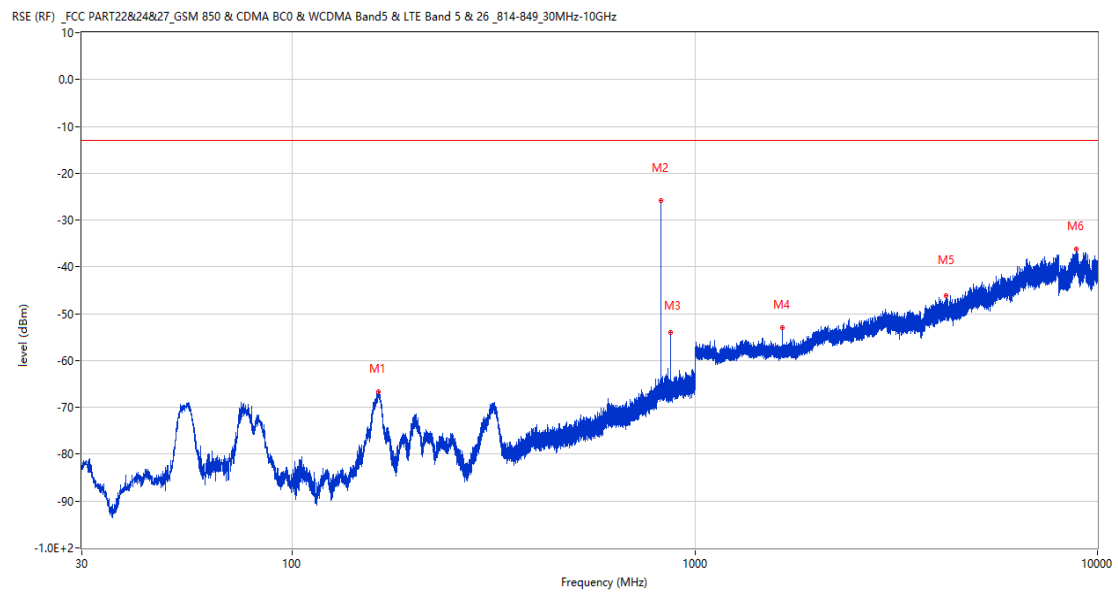
Frequency (MHz)	Result (dBm)	Factor (dB)	PK Limit (dBm)	Over Limit (dB)	Table (o)	ANT	EUT	Verdict
318.914	-66.30	-8.72	-13.0	-53.30	275.00	Horizontal	Horizontal	Pass
824.236	-27.88	6.91	-13.0	-14.88	102.00	Horizontal	Horizontal	N/A
869.196	-48.32	6.35	-13.0	-35.32	292.00	Horizontal	Horizontal	N/A
1649.100	-53.32	-3.69	-13.0	-40.32	189.00	Horizontal	Horizontal	Pass
3168.750	-47.52	6.48	-13.0	-34.52	120.00	Horizontal	Horizontal	Pass
9333.300	-36.03	19.35	-13.0	-23.03	21.00	Horizontal	Horizontal	Pass

RSE-H&V EGPRS 850 CH128



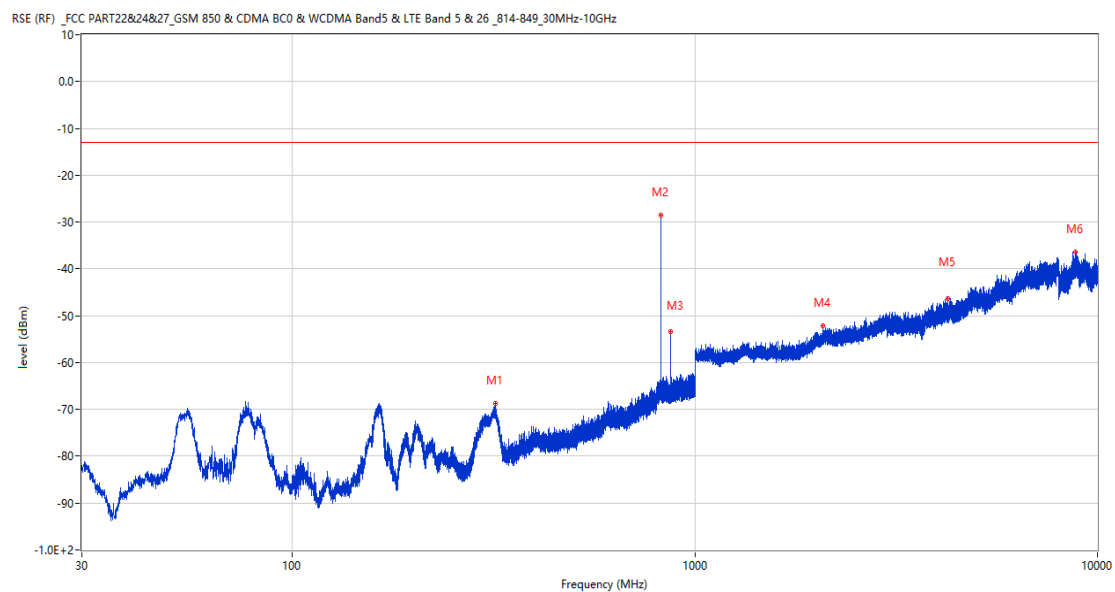
Frequency (MHz)	Result (dBm)	Factor (dB)	PK Limit (dBm)	Over Limit (dB)	Table (o)	ANT	EUT	Verdict
312.367	-69.78	-8.83	-13.0	-56.78	56.00	Horizontal	Vertical	Pass
824.188	-29.96	6.91	-13.0	-16.96	167.00	Horizontal	Vertical	N/A
869.244	-49.77	6.36	-13.0	-36.77	224.00	Horizontal	Vertical	N/A
1649.100	-49.38	-3.69	-13.0	-36.38	206.00	Horizontal	Vertical	Pass
4062.000	-46.12	10.63	-13.0	-33.12	249.00	Horizontal	Vertical	Pass
8846.401	-35.17	20.30	-13.0	-22.17	237.00	Horizontal	Vertical	Pass

RSE-V&V EGPRS 850 CH128



Frequency (MHz)	Result (dBm)	Factor (dB)	PK Limit (dBm)	Over Limit (dB)	Table (o)	ANT	EUT	Verdict
163.569	-66.66	-16.44	-13.0	-53.66	145.00	Vertical	Vertical	Pass
824.188	-25.74	6.91	-13.0	-12.74	3.00	Vertical	Vertical	N/A
869.196	-53.91	6.35	-13.0	-40.91	191.00	Vertical	Vertical	N/A
1649.300	-52.92	-3.69	-13.0	-39.92	105.00	Vertical	Vertical	Pass
4200.000	-46.24	11.08	-13.0	-33.24	105.00	Vertical	Vertical	Pass
8865.401	-36.29	20.17	-13.0	-23.29	129.00	Vertical	Vertical	Pass

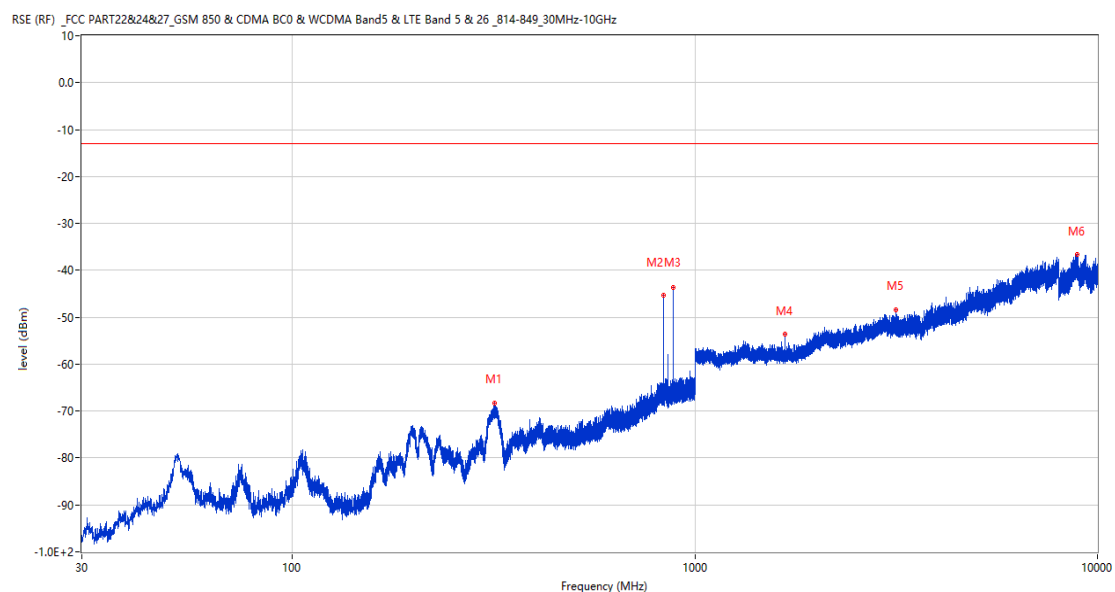
RSE-V&H EGPRS 850 CH128



Frequency (MHz)	Result (dBm)	Factor (dB)	PK Limit (dBm)	Over Limit (dB)	Table (o)	ANT	EUT	Verdict
319.933	-68.80	-8.66	-13.0	-55.80	285.00	Vertical	Horizontal	Pass
824.188	-28.56	6.91	-13.0	-15.56	39.00	Vertical	Horizontal	N/A
869.196	-53.47	6.35	-13.0	-40.47	191.00	Vertical	Horizontal	N/A
2081.100	-52.21	0.11	-13.0	-39.21	340.00	Vertical	Horizontal	Pass
4256.000	-46.36	10.26	-13.0	-33.36	280.00	Vertical	Horizontal	Pass
8812.100	-36.35	19.74	-13.0	-23.35	3.00	Vertical	Horizontal	Pass

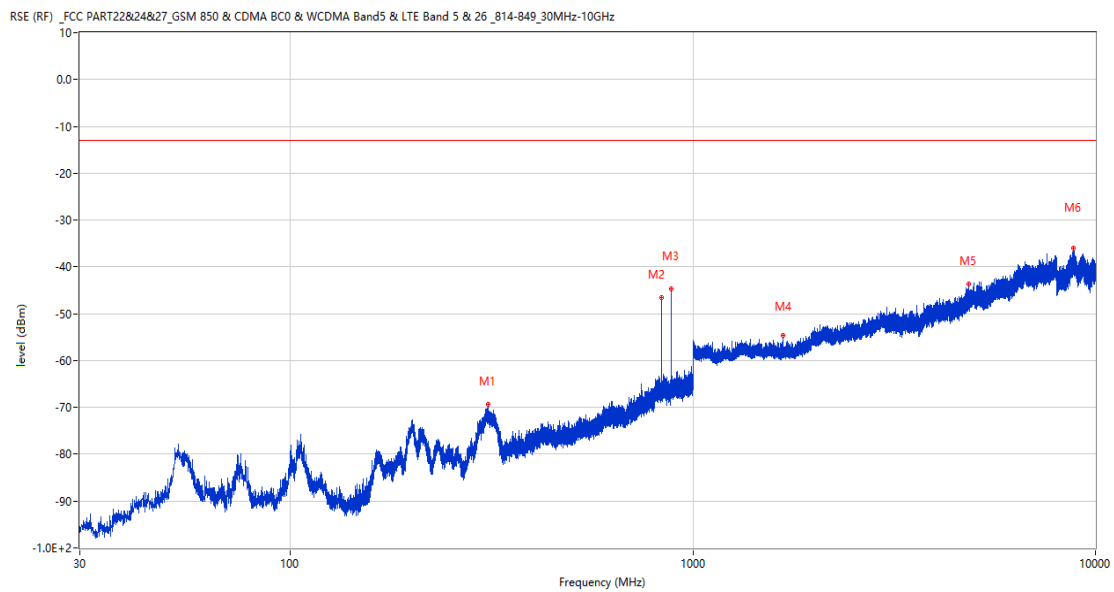
3.2 EGPRS 850 Middle Channel

RSE-H&H EGPRS 850 CH190



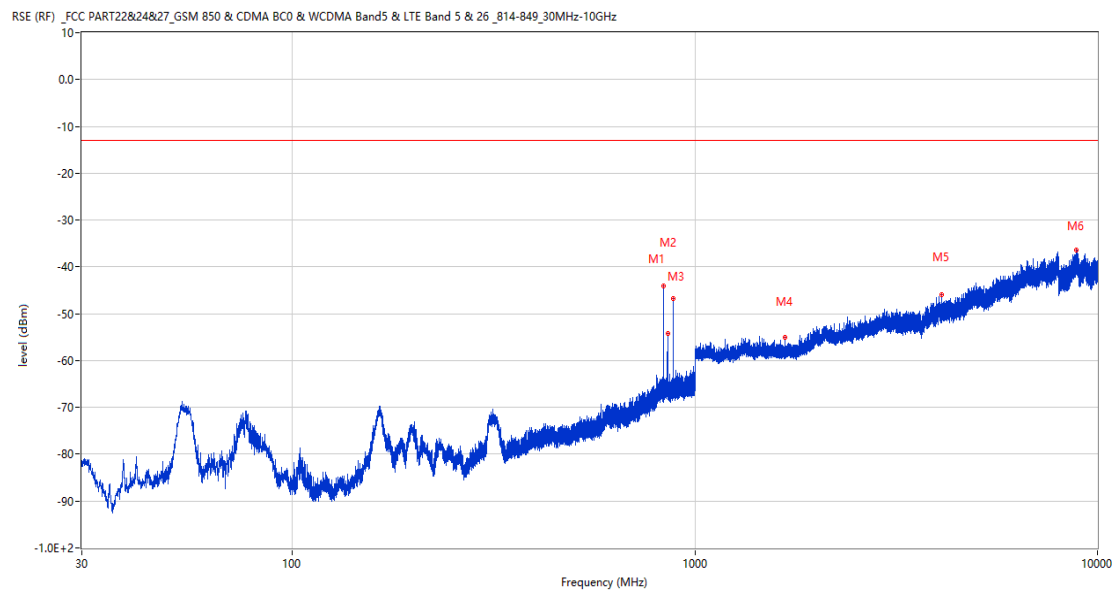
Frequency (MHz)	Result (dBm)	Factor (dB)	PK Limit (dBm)	Over Limit (dB)	Table (o)	ANT	EUT	Verdict
317.847	-68.23	-8.77	-13.0	-55.23	273.00	Horizontal	Horizontal	Pass
836.652	-45.28	7.13	-13.0	-32.28	93.00	Horizontal	Horizontal	N/A
881.660	-43.71	6.75	-13.0	-30.71	240.00	Horizontal	Horizontal	N/A
1674.200	-53.55	-3.61	-13.0	-40.55	177.00	Horizontal	Horizontal	Pass
3156.000	-48.51	6.05	-13.0	-35.51	360.00	Horizontal	Horizontal	Pass
8905.900	-36.61	19.71	-13.0	-23.61	2.00	Horizontal	Horizontal	Pass

RSE-H&V EGPRS 850 CH190



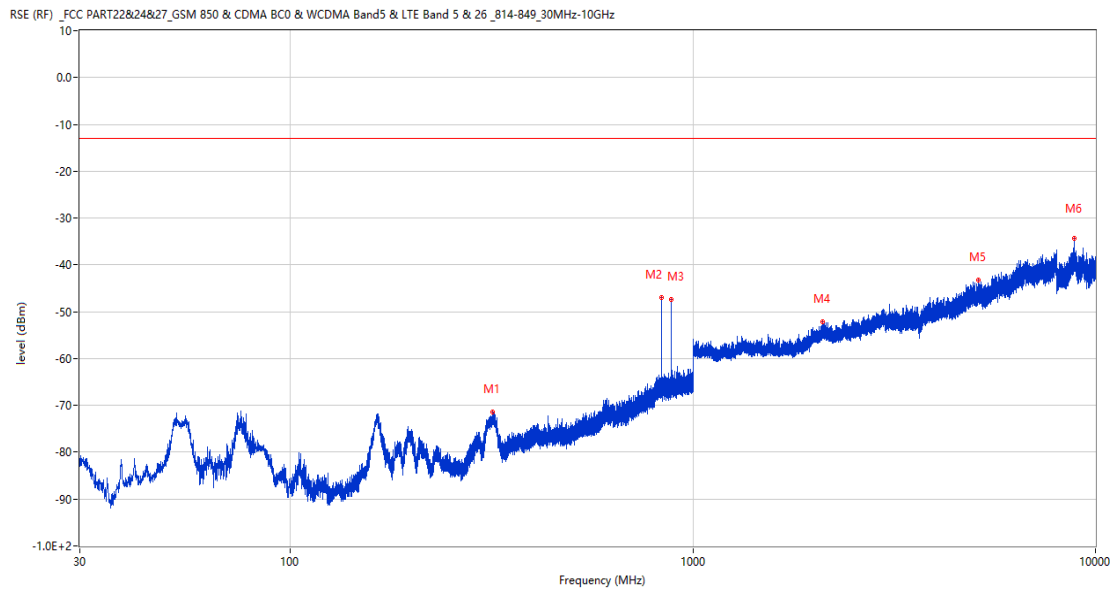
Frequency (MHz)	Result (dBm)	Factor (dB)	PK Limit (dBm)	Over Limit (dB)	Table (o)	ANT	EUT	Verdict
309.845	-69.35	-9.06	-13.0	-56.35	61.00	Horizontal	Vertical	Pass
836.604	-46.46	7.13	-13.0	-33.46	156.00	Horizontal	Vertical	N/A
881.660	-44.59	6.75	-13.0	-31.59	230.00	Horizontal	Vertical	N/A
1674.200	-54.70	-3.61	-13.0	-41.70	273.00	Horizontal	Vertical	Pass
4848.500	-43.69	12.75	-13.0	-30.69	296.00	Horizontal	Vertical	Pass
8817.200	-35.92	19.82	-13.0	-22.92	237.00	Horizontal	Vertical	Pass

RSE-V&V EGPRS 850 CH190



Frequency (MHz)	Result (dBm)	Factor (dB)	PK Limit (dBm)	Over Limit (dB)	Table (o)	ANT	EUT	Verdict
836.555	-44.13	7.13	-13.0	-31.13	147.00	Vertical	Vertical	N/A
856.149	-54.22	6.90	-13.0	-41.22	4.00	Vertical	Vertical	N/A
881.563	-46.77	6.75	-13.0	-33.77	184.00	Vertical	Vertical	N/A
1674.400	-55.08	-3.62	-13.0	-42.08	133.00	Vertical	Vertical	Pass
4101.750	-45.91	10.07	-13.0	-32.91	41.00	Vertical	Vertical	Pass
8856.700	-36.31	20.28	-13.0	-23.31	344.00	Vertical	Vertical	Pass

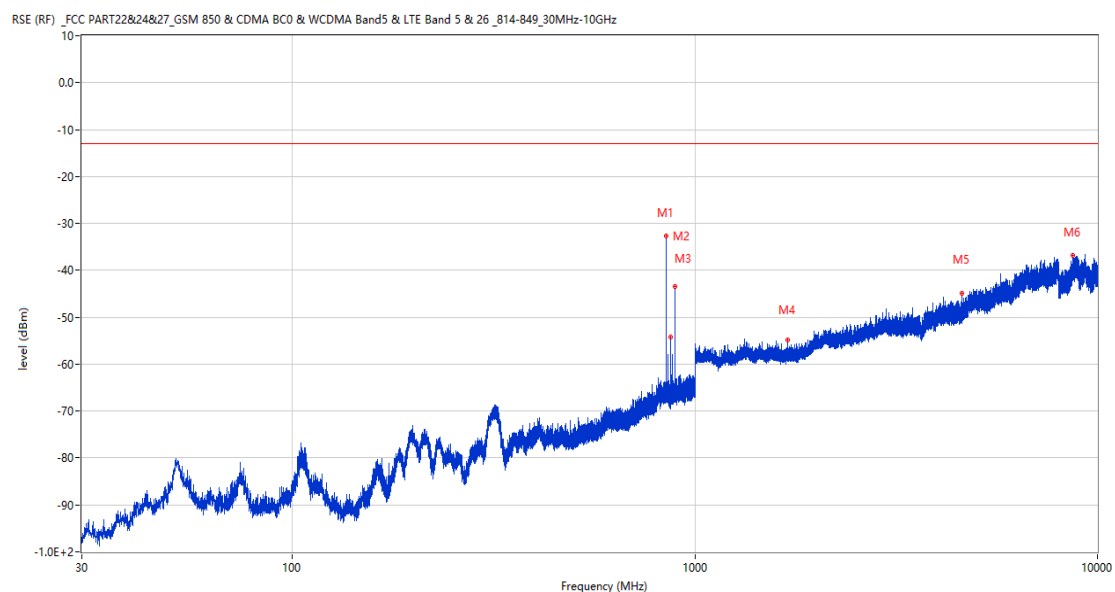
RSE-V&H EGPRS 850 CH190



Frequency (MHz)	Result (dBm)	Factor (dB)	PK Limit (dBm)	Over Limit (dB)	Table (o)	ANT	EUT	Verdict
317.314	-71.50	-8.81	-13.0	-58.50	274.00	Vertical	Horizontal	Pass
836.604	-46.89	7.13	-13.0	-33.89	32.00	Vertical	Horizontal	N/A
881.612	-47.41	6.75	-13.0	-34.41	192.00	Vertical	Horizontal	N/A
2101.500	-52.18	0.08	-13.0	-39.18	339.00	Vertical	Horizontal	Pass
5132.000	-43.17	12.20	-13.0	-30.17	0.00	Vertical	Horizontal	Pass
8841.600	-34.29	20.22	-13.0	-21.29	360.00	Vertical	Horizontal	Pass

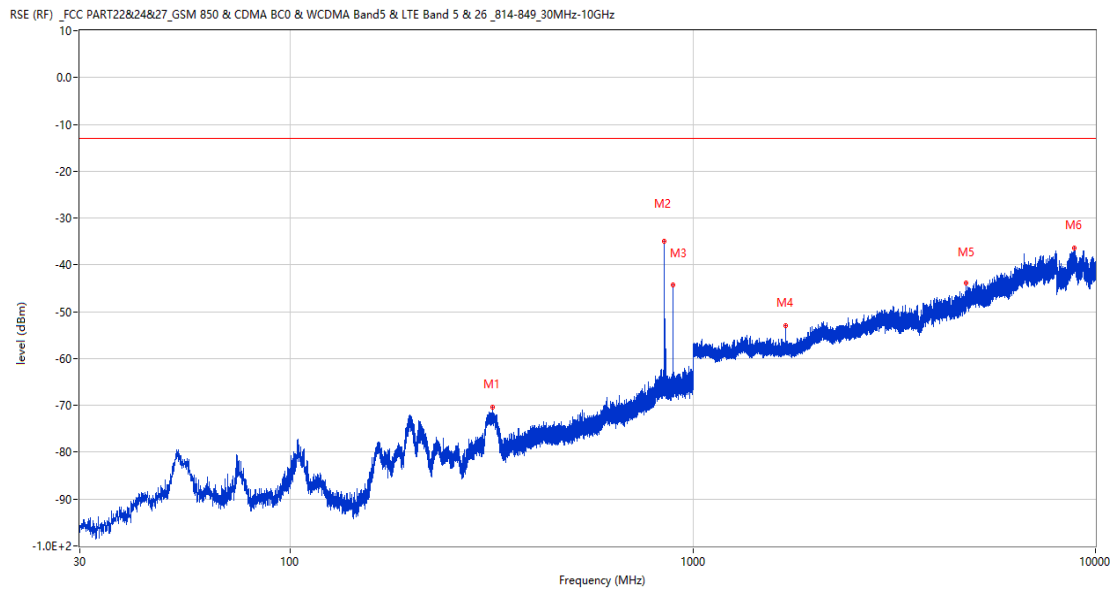
3.3 EGPRS 850 High Channel

RSE-H&H EGPRS 850 CH251



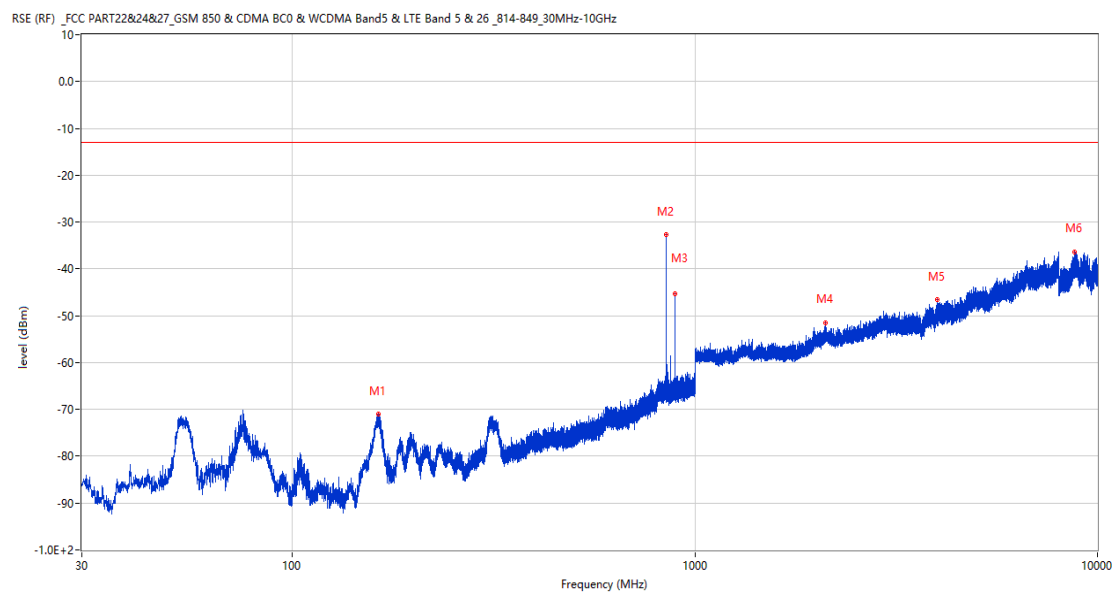
Frequency (MHz)	Result (dBm)	Factor (dB)	PK Limit (dBm)	Over Limit (dB)	Table (o)	ANT	EUT	Verdict
848.825	-32.65	7.31	-13.0	-19.65	126.00	Horizontal	Horizontal	N/A
871.524	-54.19	6.43	-13.0	-41.19	118.00	Horizontal	Horizontal	N/A
893.882	-43.38	6.88	-13.0	-30.38	233.00	Horizontal	Horizontal	N/A
1698.400	-54.91	-3.59	-13.0	-41.91	150.00	Horizontal	Horizontal	Pass
4604.750	-44.91	10.22	-13.0	-31.91	201.00	Horizontal	Horizontal	Pass
8681.201	-36.78	18.85	-13.0	-23.78	108.00	Horizontal	Horizontal	Pass

RSE-H&V EGPRS 850 CH251



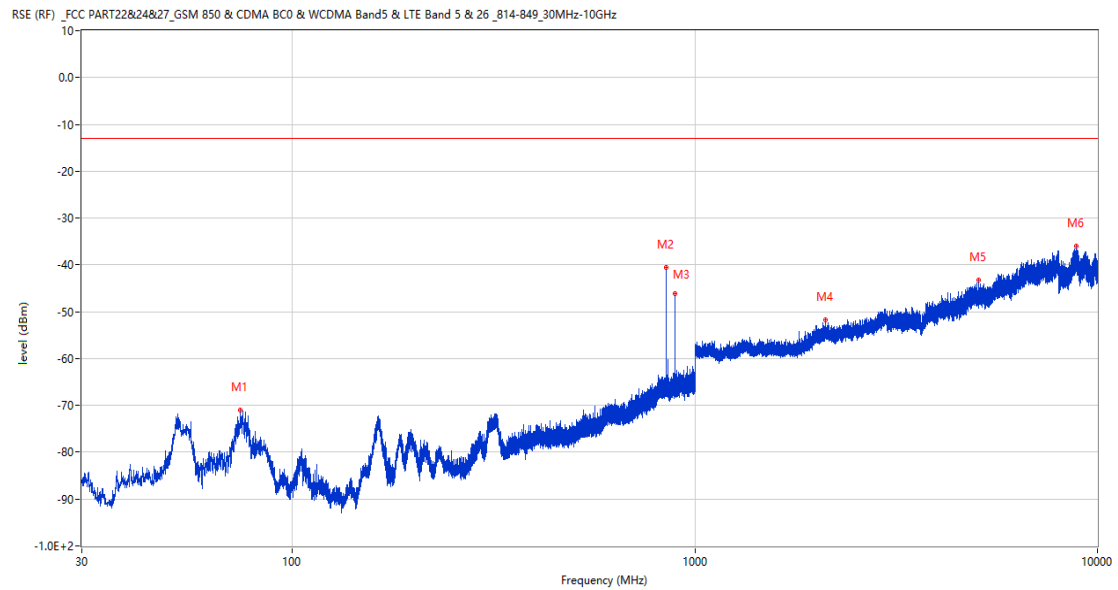
Frequency (MHz)	Result (dBm)	Factor (dB)	PK Limit (dBm)	Over Limit (dB)	Table (o)	ANT	EUT	Verdict
317.799	-70.34	-8.78	-13.0	-57.34	304.00	Horizontal	Vertical	Pass
848.874	-34.85	7.31	-13.0	-21.85	194.00	Horizontal	Vertical	N/A
893.833	-44.19	6.89	-13.0	-31.19	223.00	Horizontal	Vertical	N/A
1698.300	-53.00	-3.59	-13.0	-40.00	176.00	Horizontal	Vertical	Pass
4778.750	-43.89	12.57	-13.0	-30.89	170.00	Horizontal	Vertical	Pass
8859.500	-36.49	20.24	-13.0	-23.49	194.00	Horizontal	Vertical	Pass

RSE-V&V EGPRS 850 CH251



Frequency (MHz)	Result (dBm)	Factor (dB)	PK Limit (dBm)	Over Limit (dB)	Table (o)	ANT	EUT	Verdict
163.666	-70.94	-16.43	-13.0	-57.94	103.00	Vertical	Vertical	Pass
848.874	-32.76	7.31	-13.0	-19.76	360.00	Vertical	Vertical	N/A
893.785	-45.39	6.89	-13.0	-32.39	265.00	Vertical	Vertical	N/A
2113.800	-51.63	0.20	-13.0	-38.63	0.00	Vertical	Vertical	Pass
4001.000	-46.56	9.96	-13.0	-33.56	266.00	Vertical	Vertical	Pass
8791.800	-36.44	19.43	-13.0	-23.44	3.00	Vertical	Vertical	Pass

RSE-V&H EGPRS 850 CH251

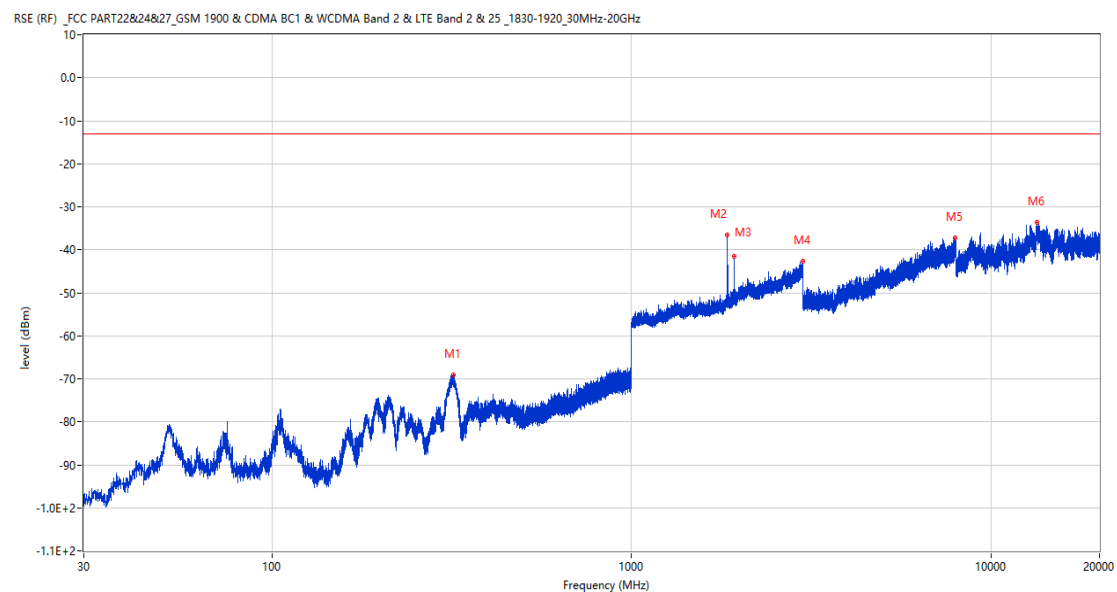


Frequency (MHz)	Result (dBm)	Factor (dB)	PK Limit (dBm)	Over Limit (dB)	Table (o)	ANT	EUT	Verdict
74.378	-70.94	-19.00	-13.0	-57.94	100.00	Vertical	Horizontal	Pass
848.874	-40.49	7.31	-13.0	-27.49	227.00	Vertical	Horizontal	N/A
893.882	-46.19	6.88	-13.0	-33.19	264.00	Vertical	Horizontal	N/A
2106.500	-51.69	0.28	-13.0	-38.69	61.00	Vertical	Horizontal	Pass
5059.500	-43.15	11.97	-13.0	-30.15	168.00	Vertical	Horizontal	Pass
8863.799	-35.95	20.19	-13.0	-22.95	44.00	Vertical	Horizontal	Pass

4 EGPRS 1900

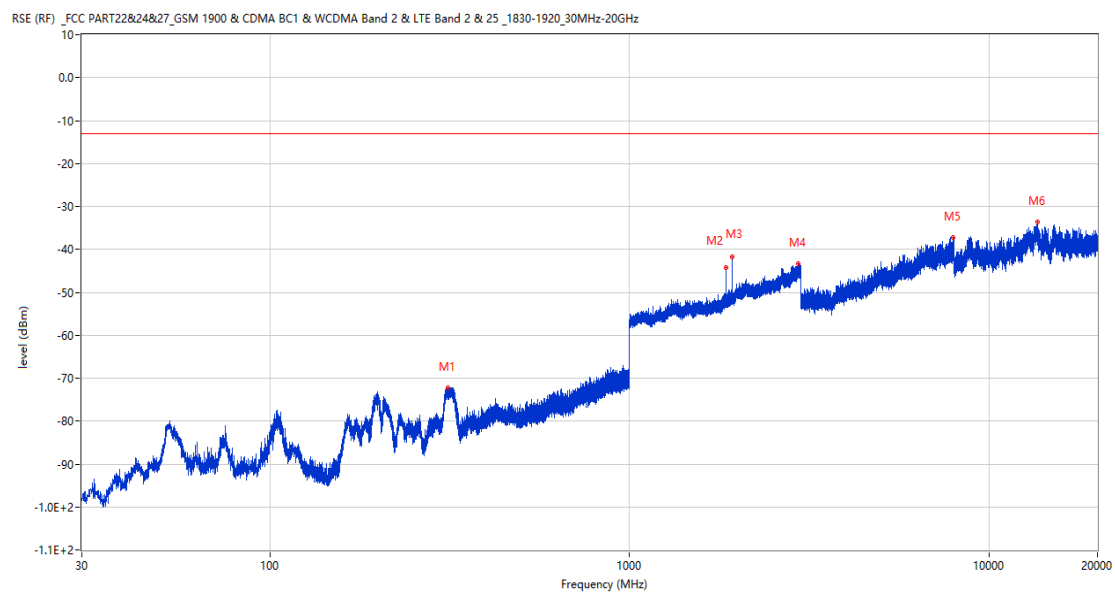
4.1 EGPRS 1900 Low Channel

RSE-H&H EGPRS 1900 CH512



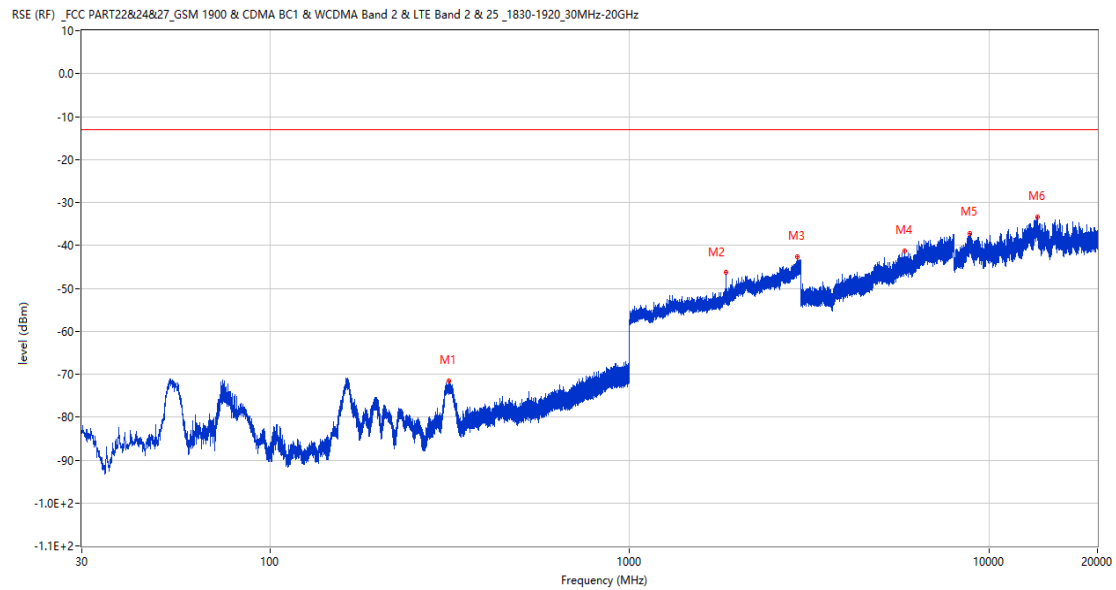
Frequency (MHz)	Result (dBm)	Factor (dB)	PK Limit (dBm)	Over Limit (dB)	Table (o)	ANT	EUT	Verdict
319.448	-69.15	-11.33	-13.0	-56.15	274.00	Horizontal	Horizontal	Pass
1840.300	-36.46	2.39	-13.0	-23.46	110.00	Horizontal	Horizontal	N/A
1931.000	-41.55	3.16	-13.0	-28.55	289.00	Horizontal	Horizontal	N/A
2995.600	-42.62	10.53	-13.0	-29.62	188.00	Horizontal	Horizontal	Pass
7956.000	-37.26	18.45	-13.0	-24.26	1.00	Horizontal	Horizontal	Pass
13412.287	-33.50	24.77	-13.0	-20.50	213.00	Horizontal	Horizontal	Pass

RSE-H&V EGPRS 1900 CH512



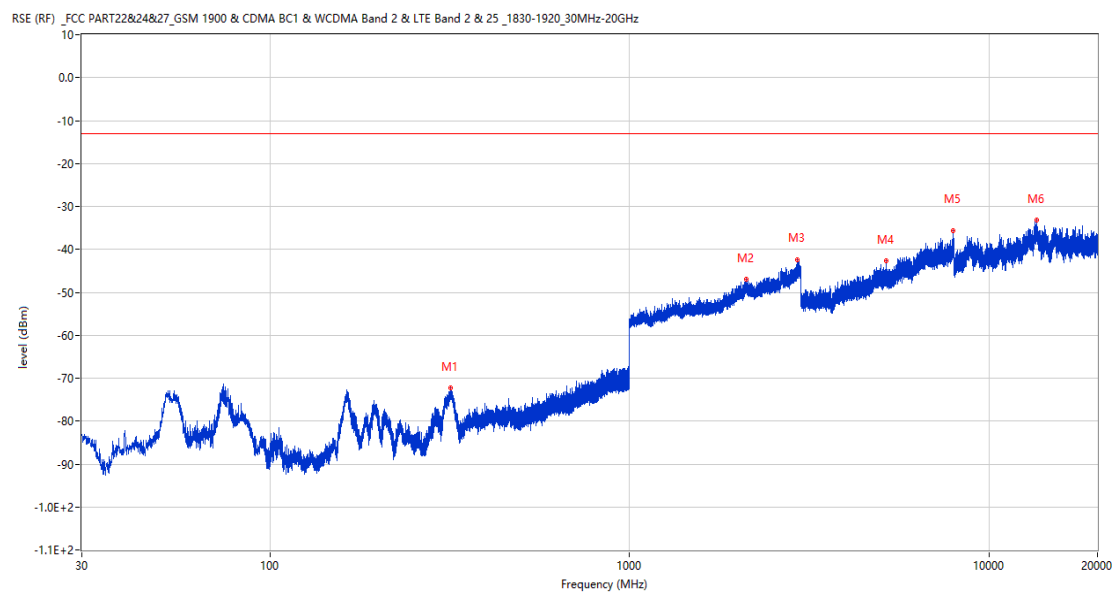
Frequency (MHz)	Result (dBm)	Factor (dB)	PK Limit (dBm)	Over Limit (dB)	Table (o)	ANT	EUT	Verdict
313.143	-72.34	-11.62	-13.0	-59.34	295.00	Horizontal	Vertical	Pass
1851.000	-44.22	2.54	-13.0	-31.22	193.00	Horizontal	Vertical	N/A
1931.000	-41.82	3.16	-13.0	-28.82	297.00	Horizontal	Vertical	N/A
2949.600	-43.27	11.05	-13.0	-30.27	199.00	Horizontal	Vertical	Pass
7932.750	-37.20	18.74	-13.0	-24.20	10.00	Horizontal	Vertical	Pass
13617.463	-33.62	24.86	-13.0	-20.62	349.00	Horizontal	Vertical	Pass

RSE-V&V EGPRS 1900 CH512



Frequency (MHz)	Result (dBm)	Factor (dB)	PK Limit (dBm)	Over Limit (dB)	Table (o)	ANT	EUT	Verdict
314.598	-71.67	-11.52	-13.0	-58.67	355.00	Vertical	Vertical	Pass
1851.100	-46.33	2.54	-13.0	-33.33	105.00	Vertical	Vertical	N/A
2935.900	-42.67	10.51	-13.0	-29.67	135.00	Vertical	Vertical	Pass
5833.250	-41.23	14.87	-13.0	-28.23	129.00	Vertical	Vertical	Pass
8828.875	-37.34	20.01	-13.0	-24.34	360.00	Vertical	Vertical	Pass
13610.213	-33.49	24.86	-13.0	-20.49	103.00	Vertical	Vertical	Pass

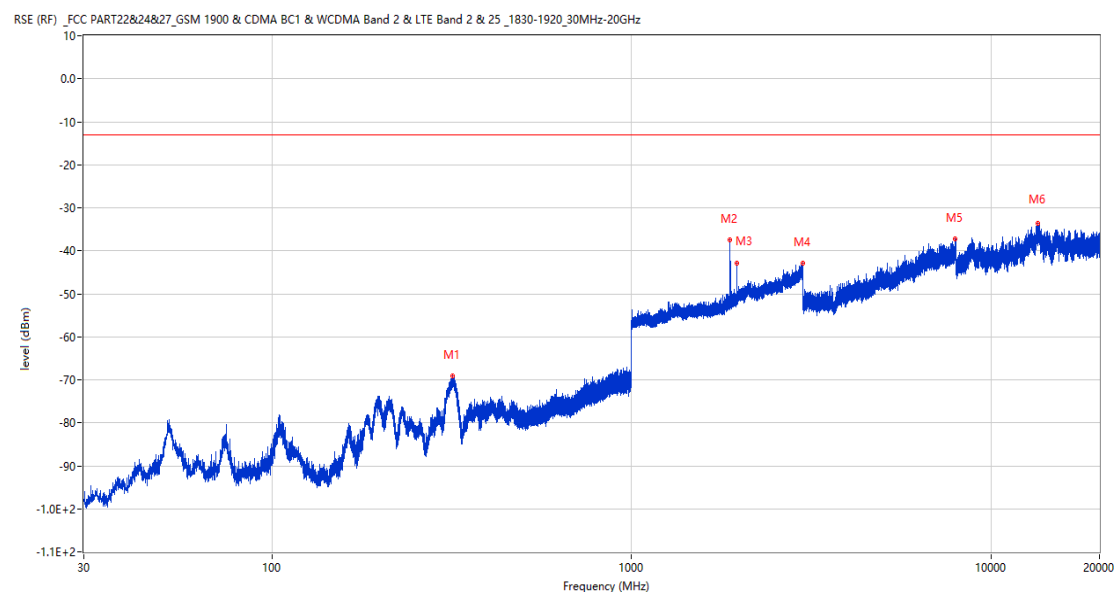
RSE-V&H EGPRS 1900 CH512



Frequency (MHz)	Result (dBm)	Factor (dB)	PK Limit (dBm)	Over Limit (dB)	Table (o)	ANT	EUT	Verdict
318.332	-72.30	-11.36	-13.0	-59.30	311.00	Vertical	Horizontal	Pass
2107.200	-47.06	5.64	-13.0	-34.06	179.00	Vertical	Horizontal	Pass
2929.000	-42.51	10.27	-13.0	-29.51	256.00	Vertical	Horizontal	Pass
5180.750	-42.60	12.35	-13.0	-29.60	169.00	Vertical	Horizontal	Pass
7922.750	-35.56	18.28	-13.0	-22.56	360.00	Vertical	Horizontal	Pass
13544.600	-33.08	25.08	-13.0	-20.08	171.00	Vertical	Horizontal	Pass

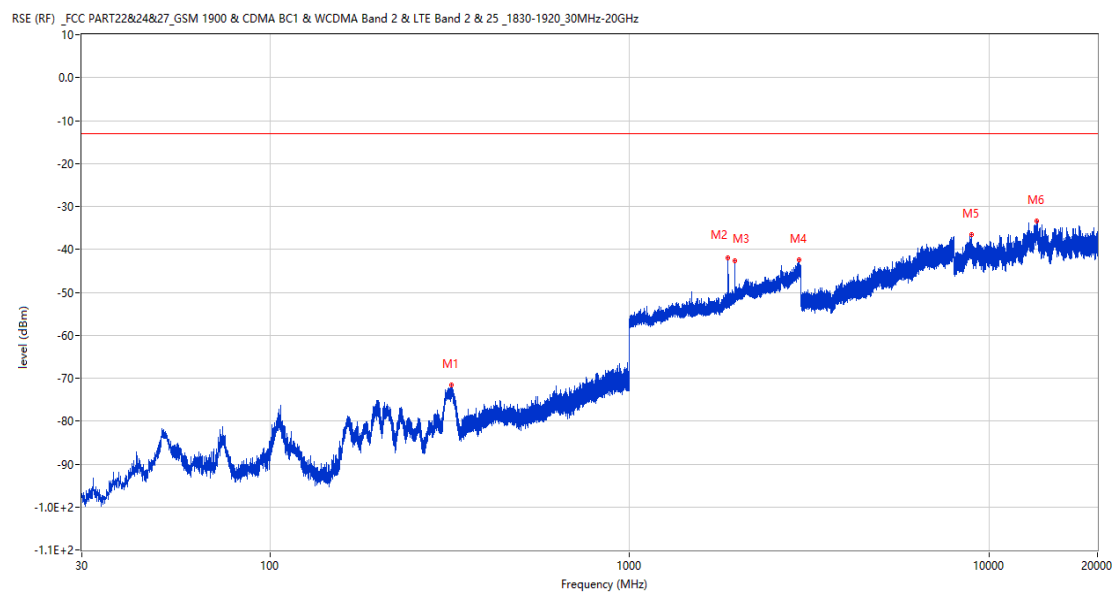
4.2 EGPRS 1900 Middle Channel

RSE-H&H EGPRS 1900 CH661



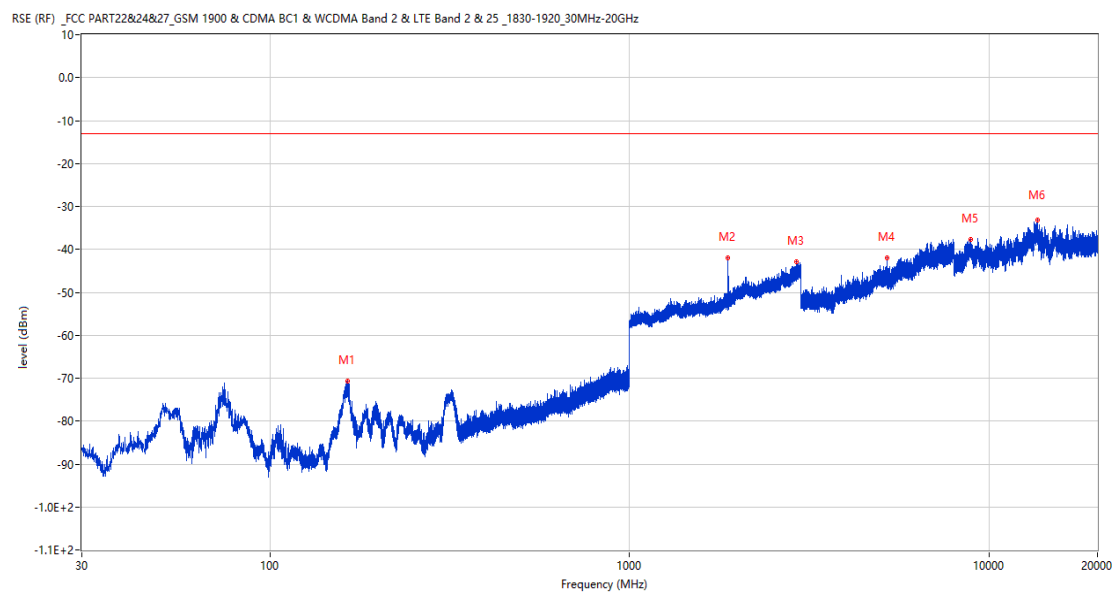
Frequency (MHz)	Result (dBm)	Factor (dB)	PK Limit (dBm)	Over Limit (dB)	Table (o)	ANT	EUT	Verdict
317.217	-69.01	-11.38	-13.0	-56.01	280.00	Horizontal	Horizontal	Pass
1880.800	-37.48	2.77	-13.0	-24.48	123.00	Horizontal	Horizontal	N/A
1960.900	-42.90	3.39	-13.0	-29.90	283.00	Horizontal	Horizontal	N/A
2986.500	-42.89	10.94	-13.0	-29.89	302.00	Horizontal	Horizontal	Pass
7959.250	-37.21	18.29	-13.0	-24.21	56.00	Horizontal	Horizontal	Pass
13447.451	-33.67	24.53	-13.0	-20.67	327.00	Horizontal	Horizontal	Pass

RSE-H&V EGPRS 1900 CH661



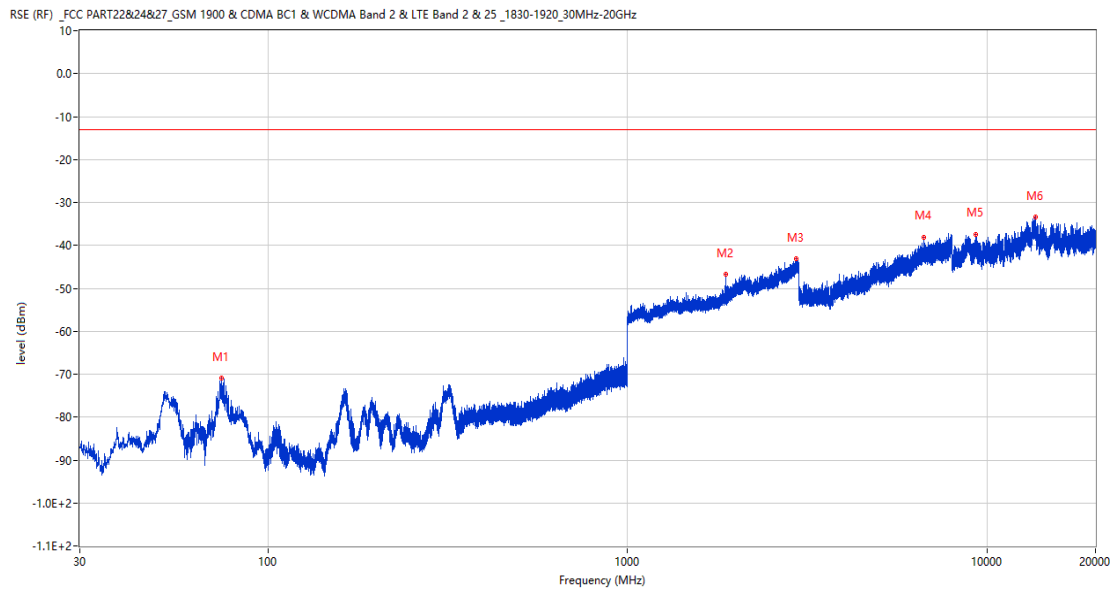
Frequency (MHz)	Result (dBm)	Factor (dB)	PK Limit (dBm)	Over Limit (dB)	Table (o)	ANT	EUT	Verdict
319.157	-71.53	-11.34	-13.0	-58.53	312.00	Horizontal	Vertical	Pass
1880.800	-42.01	2.77	-13.0	-29.01	189.00	Horizontal	Vertical	N/A
1961.000	-42.73	3.38	-13.0	-29.73	291.00	Horizontal	Vertical	N/A
2969.500	-42.34	11.88	-13.0	-29.34	0.00	Horizontal	Vertical	Pass
8933.137	-36.59	19.54	-13.0	-23.59	296.00	Horizontal	Vertical	Pass
13526.112	-33.35	24.61	-13.0	-20.35	300.00	Horizontal	Vertical	Pass

RSE-V&V EGPRS 1900 CH661



Frequency (MHz)	Result (dBm)	Factor (dB)	PK Limit (dBm)	Over Limit (dB)	Table (o)	ANT	EUT	Verdict
164.151	-70.66	-18.14	-13.0	-57.66	118.00	Vertical	Vertical	Pass
1880.800	-42.00	2.77	-13.0	-29.00	107.00	Vertical	Vertical	N/A
2916.700	-42.83	11.08	-13.0	-29.83	101.00	Vertical	Vertical	Pass
5199.000	-41.90	12.55	-13.0	-28.90	0.00	Vertical	Vertical	Pass
8860.463	-37.61	20.23	-13.0	-24.61	236.00	Vertical	Vertical	Pass
13635.588	-33.09	24.84	-13.0	-20.09	304.00	Vertical	Vertical	Pass

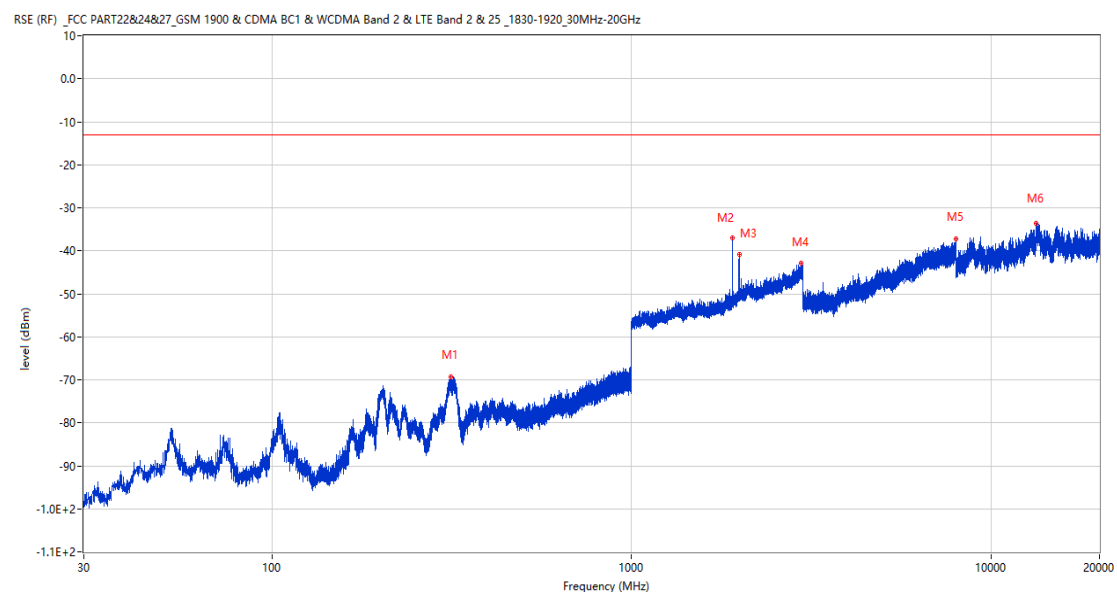
RSE-V&H EGPRS 1900 CH661



Frequency (MHz)	Result (dBm)	Factor (dB)	PK Limit (dBm)	Over Limit (dB)	Table (o)	ANT	EUT	Verdict
74.281	-70.96	-20.15	-13.0	-57.96	86.00	Vertical	Horizontal	Pass
1880.800	-46.66	2.77	-13.0	-33.66	199.00	Vertical	Horizontal	N/A
2946.200	-43.12	10.91	-13.0	-30.12	157.00	Vertical	Horizontal	Pass
6670.000	-38.16	16.55	-13.0	-25.16	82.00	Vertical	Horizontal	Pass
9290.100	-37.43	19.54	-13.0	-24.43	123.00	Vertical	Horizontal	Pass
13621.088	-33.48	24.85	-13.0	-20.48	233.00	Vertical	Horizontal	Pass

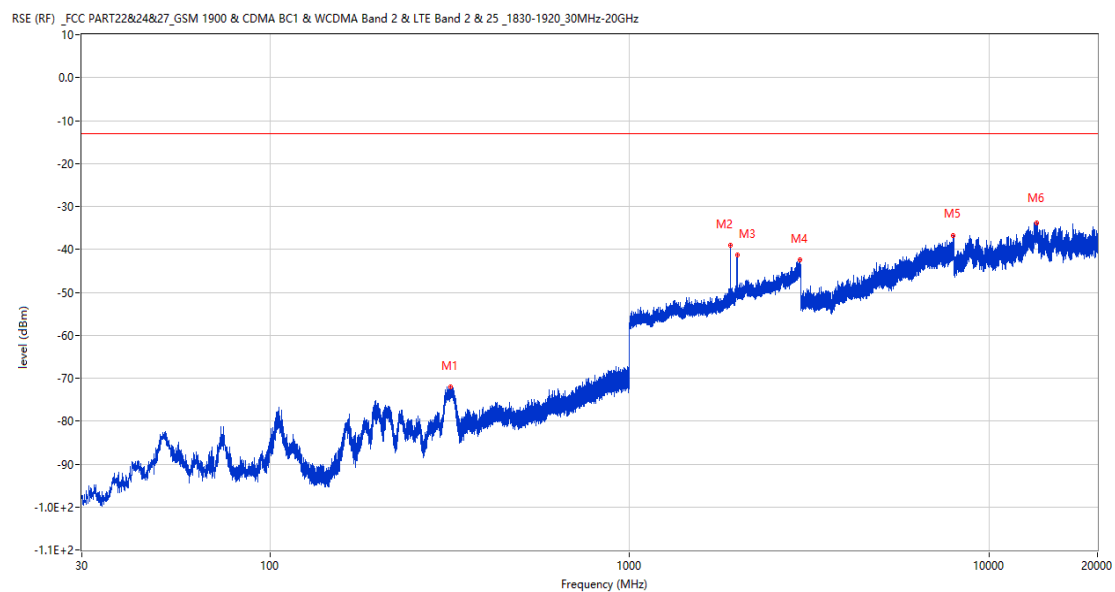
4.3 EGPRS 1900 High Channel

RSE-H&H EGPRS 1900 CH810



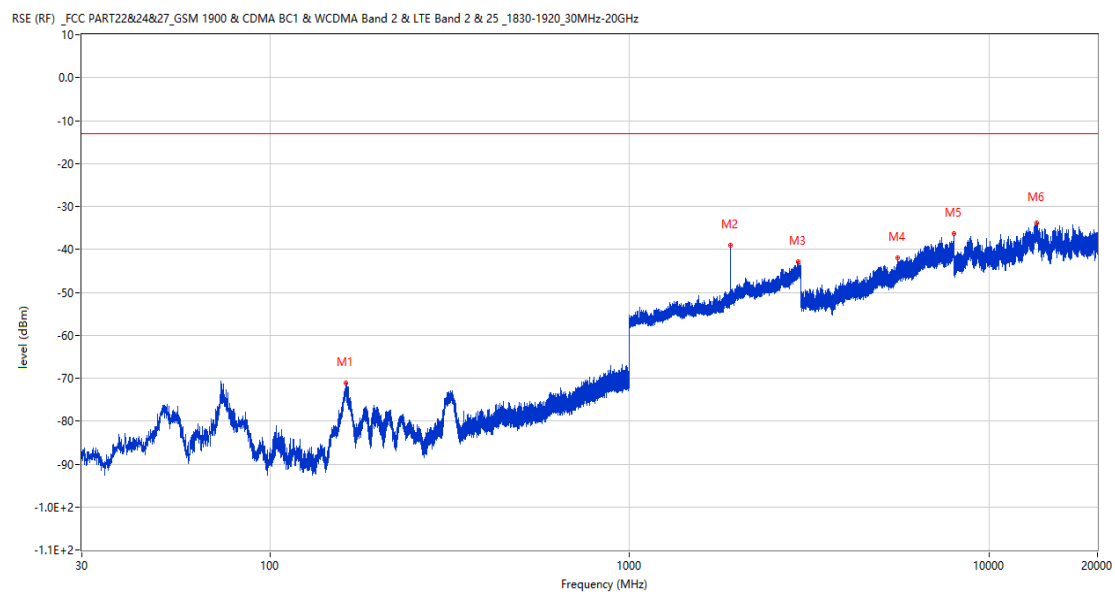
Frequency (MHz)	Result (dBm)	Factor (dB)	PK Limit (dBm)	Over Limit (dB)	Table (o)	ANT	EUT	Verdict
314.501	-69.43	-11.52	-13.0	-56.43	267.00	Horizontal	Horizontal	Pass
1910.700	-37.11	3.11	-13.0	-24.11	131.00	Horizontal	Horizontal	N/A
1990.700	-40.77	4.54	-13.0	-27.77	293.00	Horizontal	Horizontal	N/A
2967.700	-42.94	11.82	-13.0	-29.94	251.00	Horizontal	Horizontal	Pass
7962.250	-37.34	18.19	-13.0	-24.34	161.00	Horizontal	Horizontal	Pass
13353.201	-33.59	24.56	-13.0	-20.59	3.00	Horizontal	Horizontal	Pass

RSE-H&V EGPRS 1900 CH810



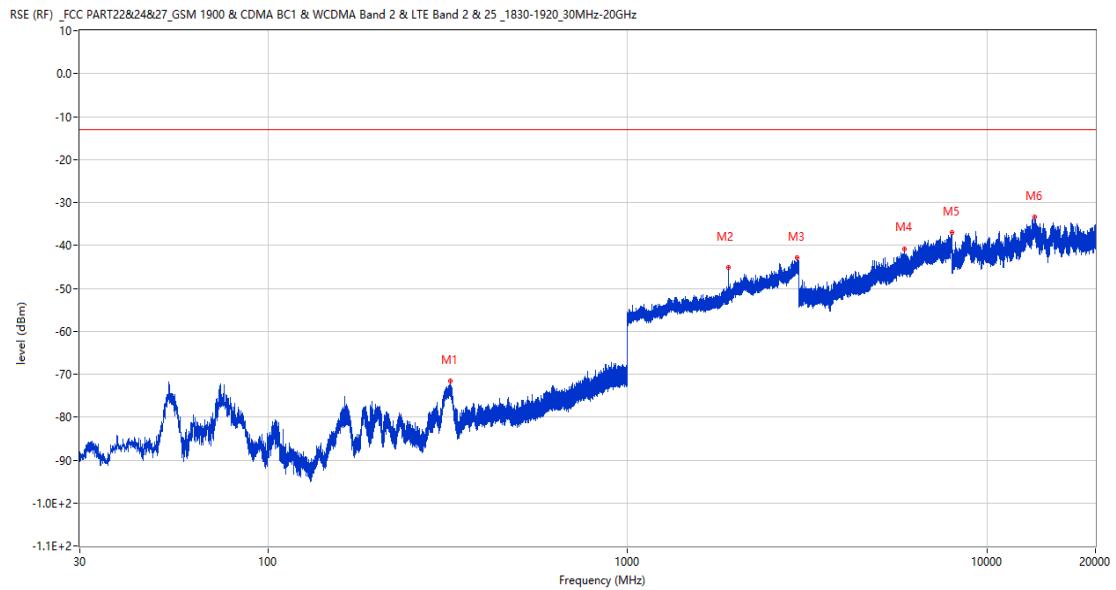
Frequency (MHz)	Result (dBm)	Factor (dB)	PK Limit (dBm)	Over Limit (dB)	Table (o)	ANT	EUT	Verdict
318.526	-72.01	-11.35	-13.0	-59.01	50.00	Horizontal	Vertical	Pass
1910.600	-39.11	3.10	-13.0	-26.11	189.00	Horizontal	Vertical	N/A
1990.800	-41.34	4.53	-13.0	-28.34	284.00	Horizontal	Vertical	N/A
2971.200	-42.42	11.89	-13.0	-29.42	189.00	Horizontal	Vertical	Pass
7939.250	-36.69	18.96	-13.0	-23.69	200.00	Horizontal	Vertical	Pass
13532.276	-33.93	24.77	-13.0	-20.93	214.00	Horizontal	Vertical	Pass

RSE-V&V EGPRS 1900 CH810



Frequency (MHz)	Result (dBm)	Factor (dB)	PK Limit (dBm)	Over Limit (dB)	Table (o)	ANT	EUT	Verdict
163.084	-71.15	-18.16	-13.0	-58.15	141.00	Vertical	Vertical	Pass
1910.800	-39.00	3.11	-13.0	-26.00	118.00	Vertical	Vertical	N/A
2949.400	-42.78	11.05	-13.0	-29.78	100.00	Vertical	Vertical	Pass
5581.750	-42.09	13.07	-13.0	-29.09	80.00	Vertical	Vertical	Pass
7986.500	-36.27	18.26	-13.0	-23.27	145.00	Vertical	Vertical	Pass
13521.762	-33.79	24.50	-13.0	-20.79	124.00	Vertical	Vertical	Pass

RSE-V&H EGPRS 1900 CH810



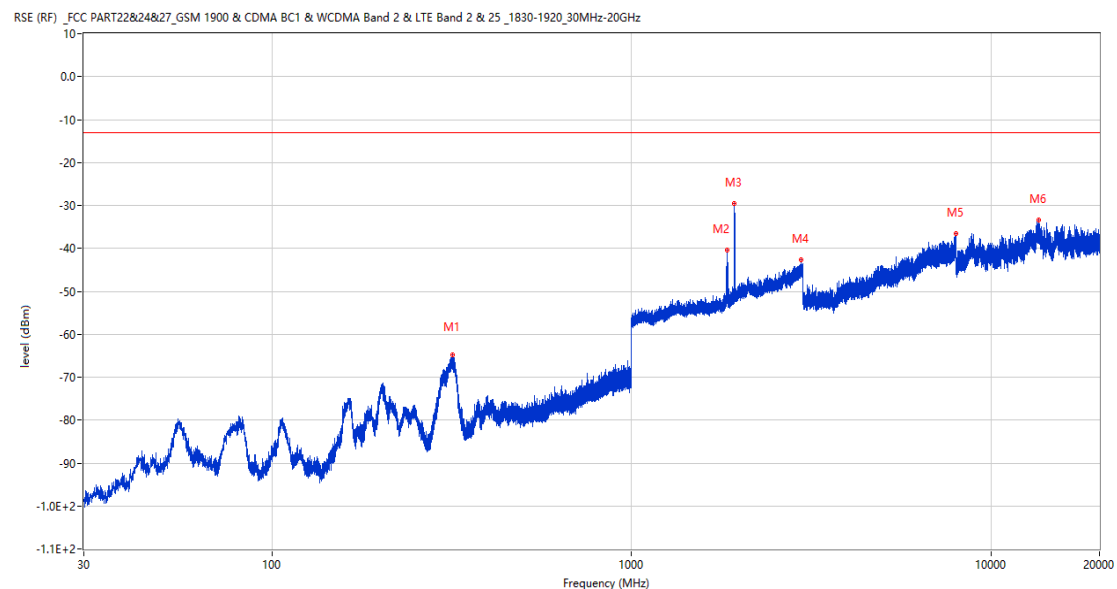
Frequency (MHz)	Result (dBm)	Factor (dB)	PK Limit (dBm)	Over Limit (dB)	Table (o)	ANT	EUT	Verdict
321.340	-71.62	-11.24	-13.0	-58.62	324.00	Vertical	Horizontal	Pass
1910.600	-45.23	3.10	-13.0	-32.23	214.00	Vertical	Horizontal	N/A
2962.000	-42.91	11.26	-13.0	-29.91	66.00	Vertical	Horizontal	Pass
5905.250	-40.84	14.53	-13.0	-27.84	137.00	Vertical	Horizontal	Pass
7999.000	-36.96	18.94	-13.0	-23.96	360.00	Vertical	Horizontal	Pass
13575.412	-33.42	25.04	-13.0	-20.42	38.00	Vertical	Horizontal	Pass

WCDMA

5 WCDMA Band 2

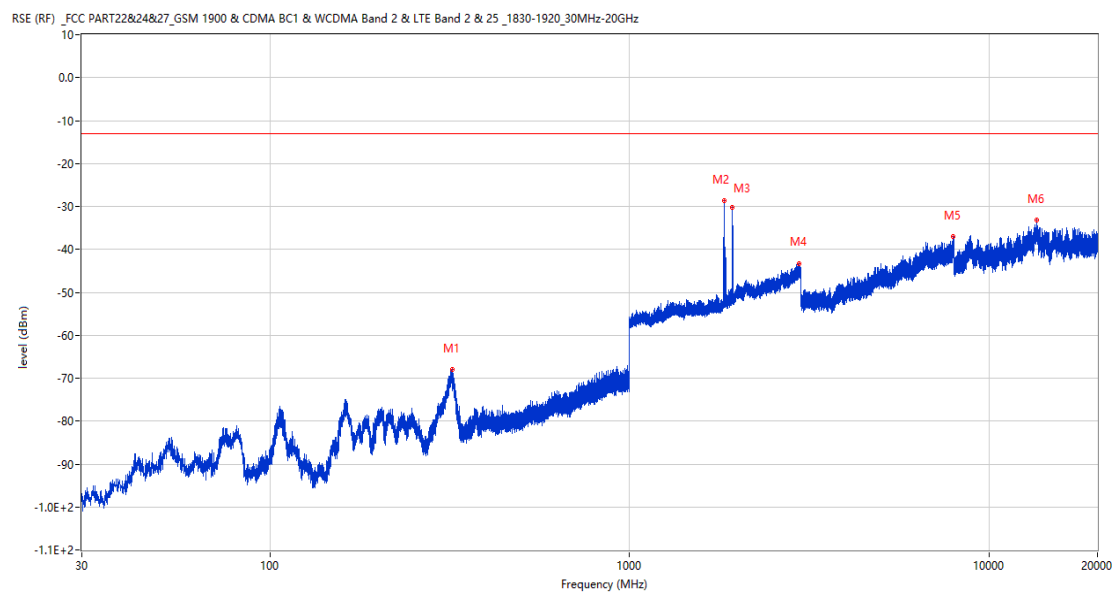
5.1 WCDMA Band 2 Low Channel

RSE-H&H WCDMA Band 2 CH9262



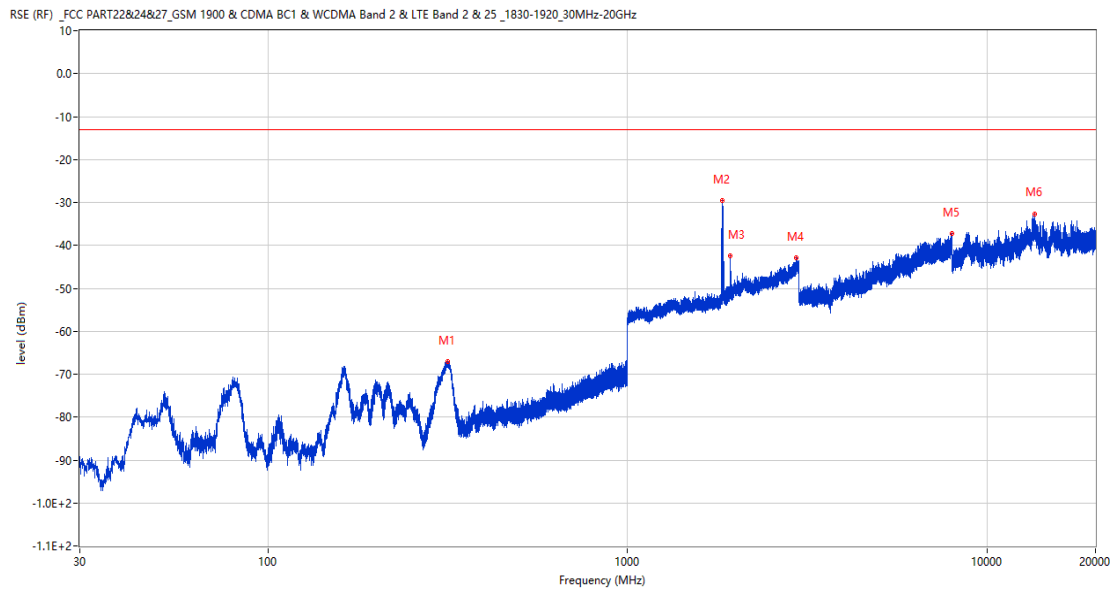
Frequency (MHz)	Result (dBm)	Factor (dB)	PK Limit (dBm)	Over Limit (dB)	Table (o)	ANT	EUT	Verdict
317.168	-64.87	-11.39	-13.0	-51.87	69.00	Horizontal	Horizontal	Pass
1842.200	-40.41	2.42	-13.0	-27.41	16.00	Horizontal	Horizontal	N/A
1934.000	-29.65	3.03	-13.0	-16.65	284.00	Horizontal	Horizontal	N/A
2968.200	-42.75	11.83	-13.0	-29.75	340.00	Horizontal	Horizontal	Pass
7993.750	-36.58	18.63	-13.0	-23.58	72.00	Horizontal	Horizontal	Pass
13567.075	-33.46	25.10	-13.0	-20.46	47.00	Horizontal	Horizontal	Pass

RSE-H&V WCDMA Band 2 CH9262



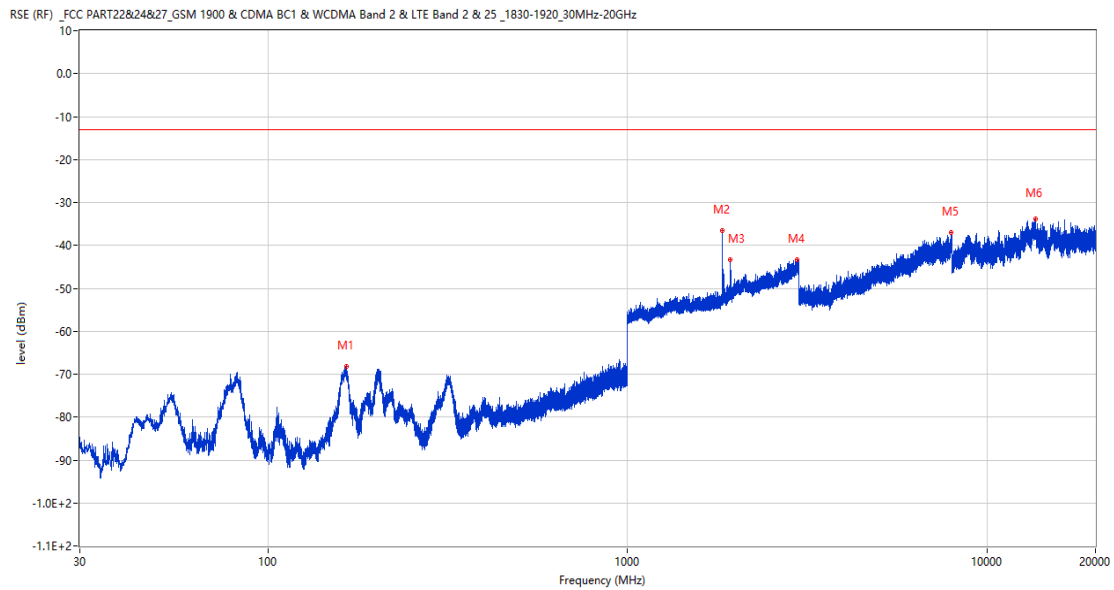
Frequency (MHz)	Result (dBm)	Factor (dB)	PK Limit (dBm)	Over Limit (dB)	Table (o)	ANT	EUT	Verdict
321.146	-67.93	-11.24	-13.0	-54.93	69.00	Horizontal	Vertical	Pass
1835.700	-28.62	1.94	-13.0	-15.62	170.00	Horizontal	Vertical	N/A
1934.400	-30.19	3.10	-13.0	-17.19	287.00	Horizontal	Vertical	N/A
2966.200	-43.32	11.67	-13.0	-30.32	182.00	Horizontal	Vertical	Pass
7942.750	-36.92	18.90	-13.0	-23.92	360.00	Horizontal	Vertical	Pass
13537.713	-33.16	24.91	-13.0	-20.16	155.00	Horizontal	Vertical	Pass

RSE-V&V WCDMA Band 2 CH9262



Frequency (MHz)	Result (dBm)	Factor (dB)	PK Limit (dBm)	Over Limit (dB)	Table (o)	ANT	EUT	Verdict
315.422	-67.05	-11.39	-13.0	-54.05	2.00	Vertical	Vertical	Pass
1834.000	-29.44	1.73	-13.0	-16.44	73.00	Vertical	Vertical	N/A
1932.000	-42.46	3.05	-13.0	-29.46	234.00	Vertical	Vertical	N/A
2939.400	-42.78	10.66	-13.0	-29.78	141.00	Vertical	Vertical	Pass
7993.750	-37.30	18.63	-13.0	-24.30	349.00	Vertical	Vertical	Pass
13546.412	-32.76	25.13	-13.0	-19.76	48.00	Vertical	Vertical	Pass

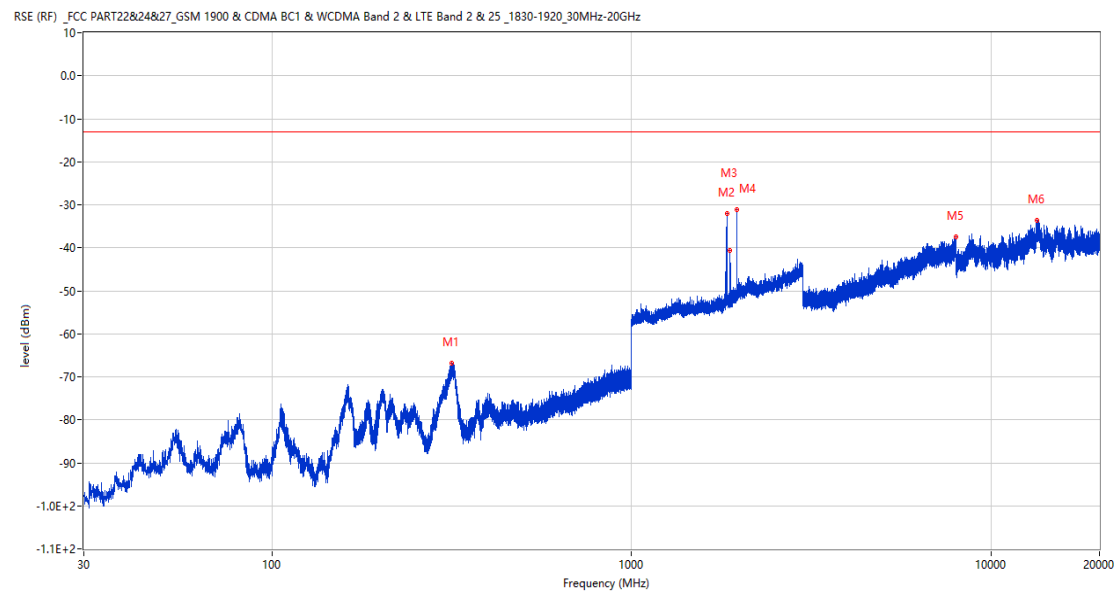
RSE-V&H WCDMA Band 2 CH9262



Frequency (MHz)	Result (dBm)	Factor (dB)	PK Limit (dBm)	Over Limit (dB)	Table (o)	ANT	EUT	Verdict
165.315	-68.14	-18.07	-13.0	-55.14	164.00	Vertical	Horizontal	Pass
1835.000	-36.51	1.89	-13.0	-23.51	28.00	Vertical	Horizontal	N/A
1933.600	-43.42	3.01	-13.0	-30.42	157.00	Vertical	Horizontal	N/A
2968.000	-43.44	11.83	-13.0	-30.44	360.00	Vertical	Horizontal	Pass
7927.250	-37.02	18.45	-13.0	-24.02	323.00	Vertical	Horizontal	Pass
13620.000	-33.89	24.85	-13.0	-20.89	316.00	Vertical	Horizontal	Pass

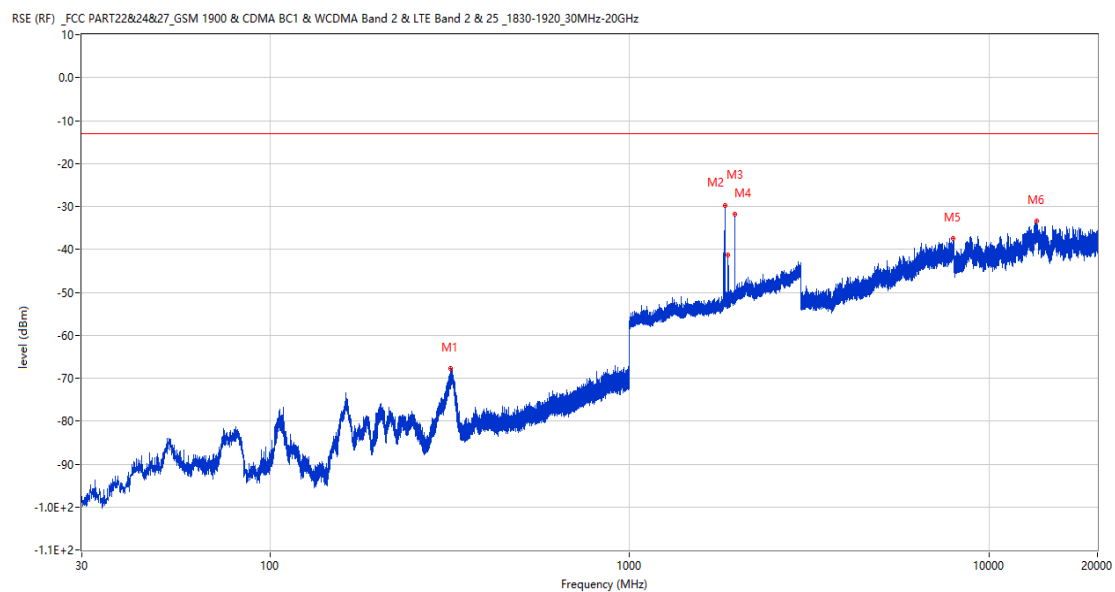
5.2 WCDMA Band 2 Middle Channel

RSE-H&H WCDMA Band 2 CH9400



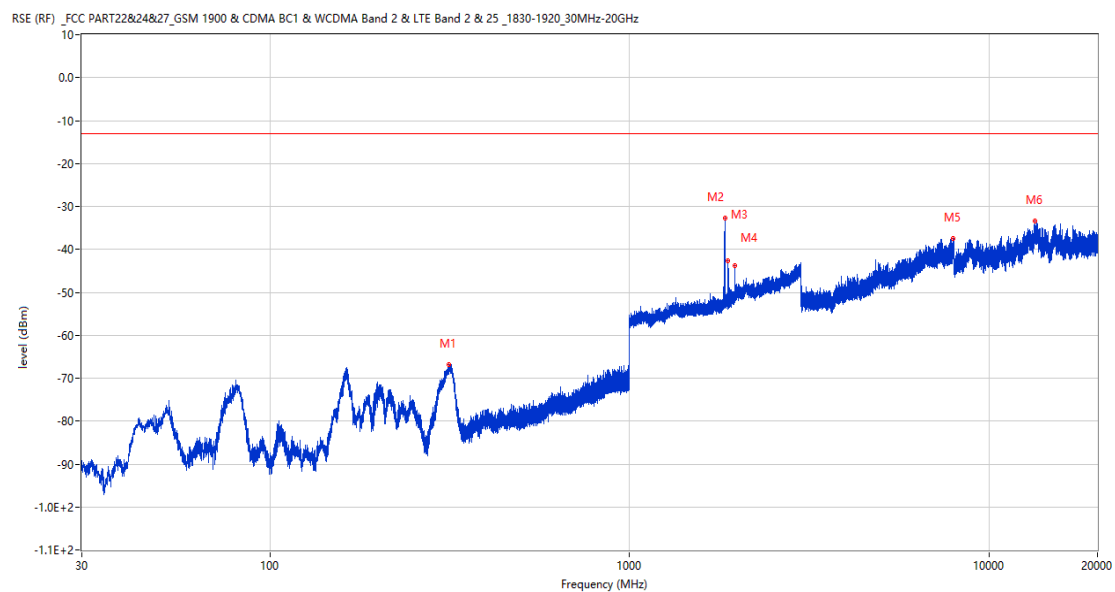
Frequency (MHz)	Result (dBm)	Factor (dB)	PK Limit (dBm)	Over Limit (dB)	Table (o)	ANT	EUT	Verdict
316.780	-66.84	-11.43	-13.0	-53.84	73.00	Horizontal	Horizontal	Pass
1843.000	-32.14	2.43	-13.0	-19.14	19.00	Horizontal	Horizontal	N/A
1879.600	-40.73	2.76	-13.0	-27.73	50.00	Horizontal	Horizontal	N/A
1959.400	-31.15	3.35	-13.0	-18.15	293.00	Horizontal	Horizontal	N/A
7999.500	-37.56	19.00	-13.0	-24.56	92.00	Horizontal	Horizontal	Pass
13405.400	-33.59	24.81	-13.0	-20.59	314.00	Horizontal	Horizontal	Pass

RSE-H&V WCDMA Band 2 CH9400



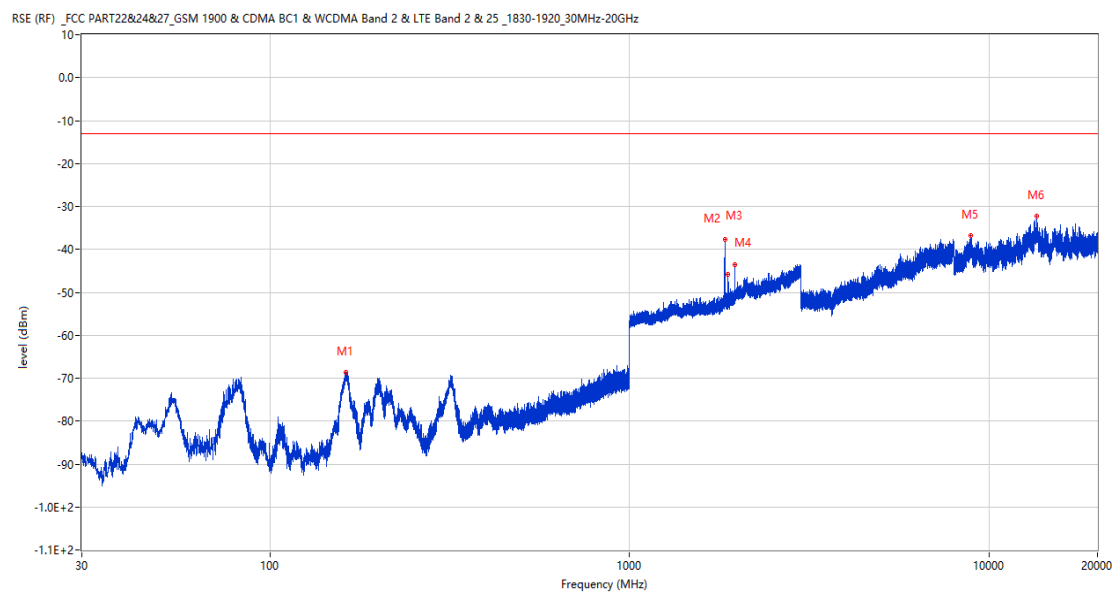
Frequency (MHz)	Result (dBm)	Factor (dB)	PK Limit (dBm)	Over Limit (dB)	Table (o)	ANT	EUT	Verdict
317.362	-67.84	-11.38	-13.0	-54.84	64.00	Horizontal	Vertical	Pass
1840.900	-29.69	2.40	-13.0	-16.69	219.00	Horizontal	Vertical	N/A
1879.800	-41.38	2.76	-13.0	-28.38	200.00	Horizontal	Vertical	N/A
1959.300	-31.76	3.35	-13.0	-18.76	106.00	Horizontal	Vertical	N/A
7935.250	-37.39	18.85	-13.0	-24.39	350.00	Horizontal	Vertical	Pass
13554.750	-33.29	25.19	-13.0	-20.29	275.00	Horizontal	Vertical	Pass

RSE-V&V WCDMA Band 2 CH9400



Frequency (MHz)	Result (dBm)	Factor (dB)	PK Limit (dBm)	Over Limit (dB)	Table (o)	ANT	EUT	Verdict
314.695	-66.77	-11.50	-13.0	-53.77	360.00	Vertical	Vertical	Pass
1842.600	-32.81	2.42	-13.0	-19.81	70.00	Vertical	Vertical	N/A
1879.700	-42.64	2.76	-13.0	-29.64	50.00	Vertical	Vertical	N/A
1959.600	-43.67	3.37	-13.0	-30.67	150.00	Vertical	Vertical	N/A
7937.250	-37.35	18.96	-13.0	-24.35	357.00	Vertical	Vertical	Pass
13420.987	-33.47	24.71	-13.0	-20.47	63.00	Vertical	Vertical	Pass

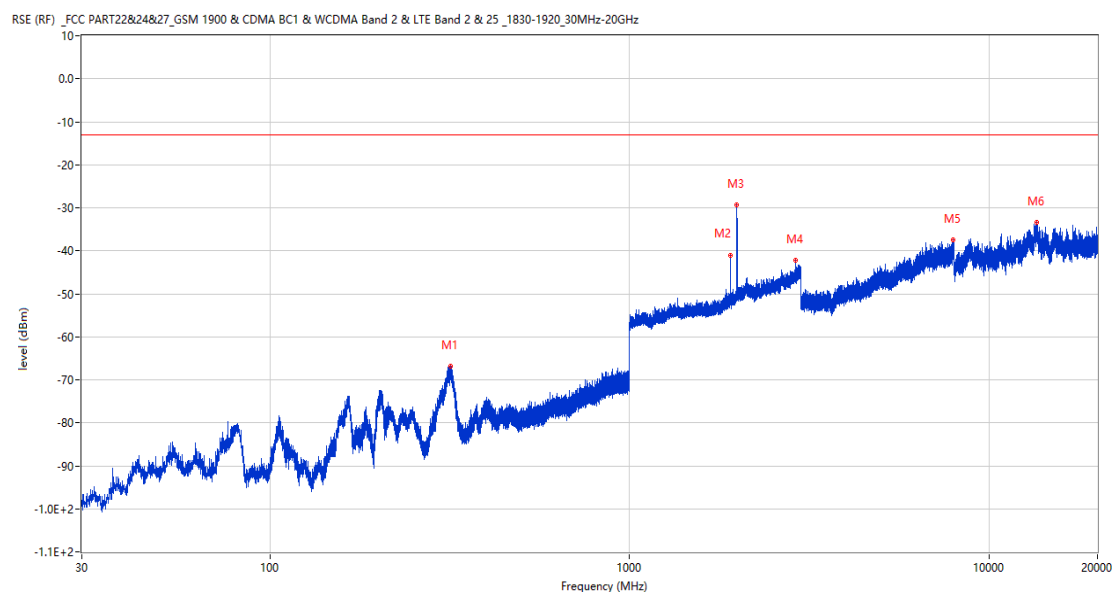
RSE-V&H WCDMA Band 2 CH9400



Frequency (MHz)	Result (dBm)	Factor (dB)	PK Limit (dBm)	Over Limit (dB)	Table (o)	ANT	EUT	Verdict
162.793	-68.72	-18.16	-13.0	-55.72	143.00	Vertical	Horizontal	Pass
1842.700	-37.78	2.43	-13.0	-24.78	233.00	Vertical	Horizontal	N/A
1879.700	-45.89	2.76	-13.0	-32.89	67.00	Vertical	Horizontal	N/A
1960.400	-43.62	3.41	-13.0	-30.62	165.00	Vertical	Horizontal	N/A
8883.025	-36.72	19.96	-13.0	-23.72	266.00	Vertical	Horizontal	Pass
13577.588	-32.35	25.03	-13.0	-19.35	3.00	Vertical	Horizontal	Pass

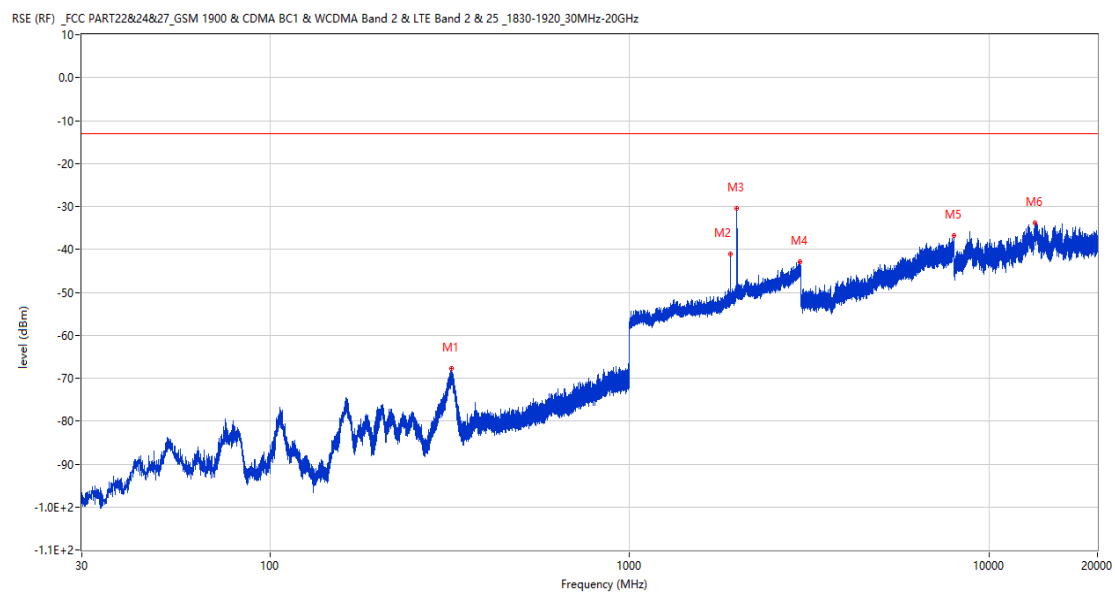
5.3 WCDMA Band 2 High Channel

RSE-H&H WCDMA Band 2 CH9538



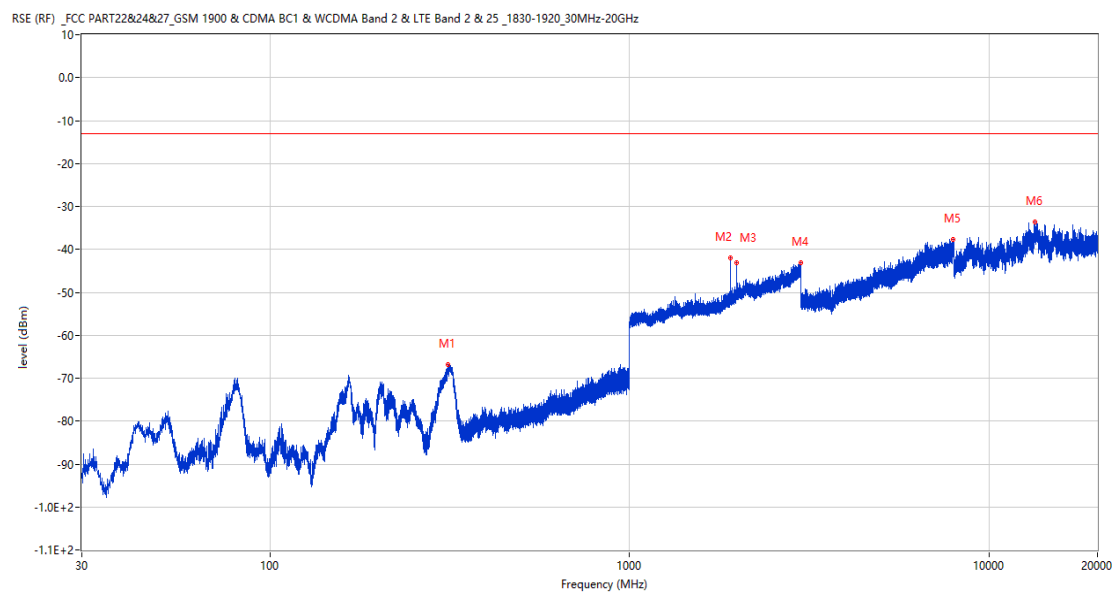
Frequency (MHz)	Result (dBm)	Factor (dB)	PK Limit (dBm)	Over Limit (dB)	Table (o)	ANT	EUT	Verdict
318.042	-66.76	-11.36	-13.0	-53.76	77.00	Horizontal	Horizontal	Pass
1909.700	-41.17	3.09	-13.0	-28.17	194.00	Horizontal	Horizontal	N/A
1988.800	-29.43	4.53	-13.0	-16.43	275.00	Horizontal	Horizontal	N/A
2894.000	-42.25	10.98	-13.0	-29.25	232.00	Horizontal	Horizontal	Pass
7922.500	-37.52	18.28	-13.0	-24.52	283.00	Horizontal	Horizontal	Pass
13562.000	-33.33	25.14	-13.0	-20.33	91.00	Horizontal	Horizontal	Pass

RSE-H&V WCDMA Band 2 CH9538



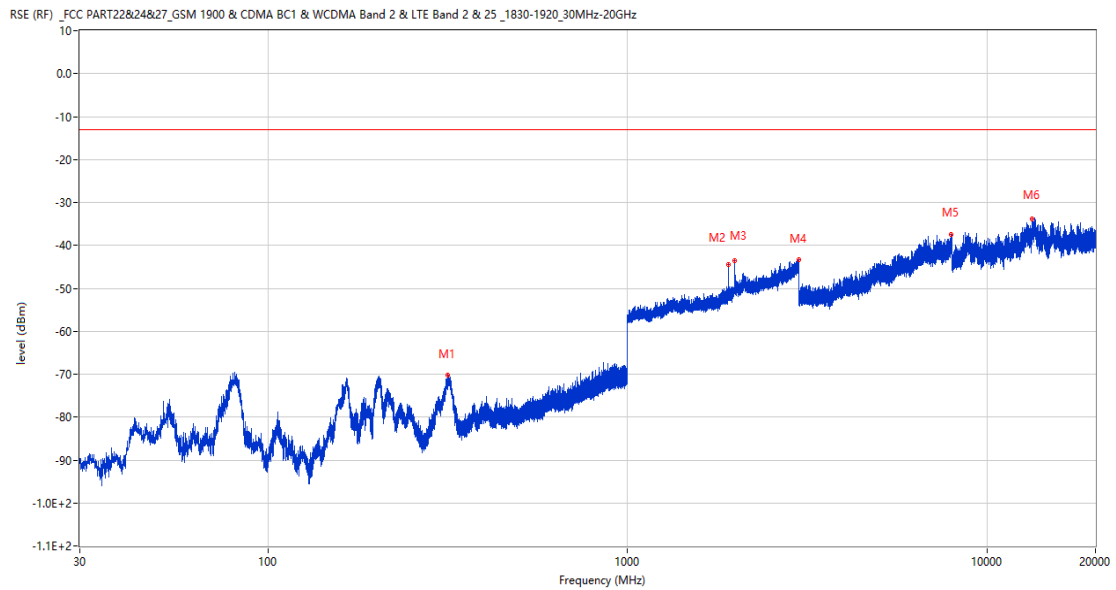
Frequency (MHz)	Result (dBm)	Factor (dB)	PK Limit (dBm)	Over Limit (dB)	Table (o)	ANT	EUT	Verdict
320.370	-67.73	-11.28	-13.0	-54.73	69.00	Horizontal	Vertical	Pass
1910.200	-40.99	3.10	-13.0	-27.99	200.00	Horizontal	Vertical	N/A
1989.000	-30.43	4.55	-13.0	-17.43	280.00	Horizontal	Vertical	N/A
2973.000	-42.84	11.86	-13.0	-29.84	360.00	Horizontal	Vertical	Pass
7999.000	-36.76	18.94	-13.0	-23.76	189.00	Horizontal	Vertical	Pass
13420.987	-33.86	24.71	-13.0	-20.86	321.00	Horizontal	Vertical	Pass

RSE-V&V WCDMA Band 2 CH9538



Frequency (MHz)	Result (dBm)	Factor (dB)	PK Limit (dBm)	Over Limit (dB)	Table (o)	ANT	EUT	Verdict
312.270	-66.80	-11.57	-13.0	-53.80	2.00	Vertical	Vertical	Pass
1909.800	-42.02	3.09	-13.0	-29.02	56.00	Vertical	Vertical	N/A
1989.100	-43.17	4.55	-13.0	-30.17	155.00	Vertical	Vertical	N/A
2998.800	-43.21	10.64	-13.0	-30.21	18.00	Vertical	Vertical	Pass
7926.500	-37.59	18.47	-13.0	-24.59	169.00	Vertical	Vertical	Pass
13396.338	-33.67	24.83	-13.0	-20.67	182.00	Vertical	Vertical	Pass

RSE-V&H WCDMA Band 2 CH9538

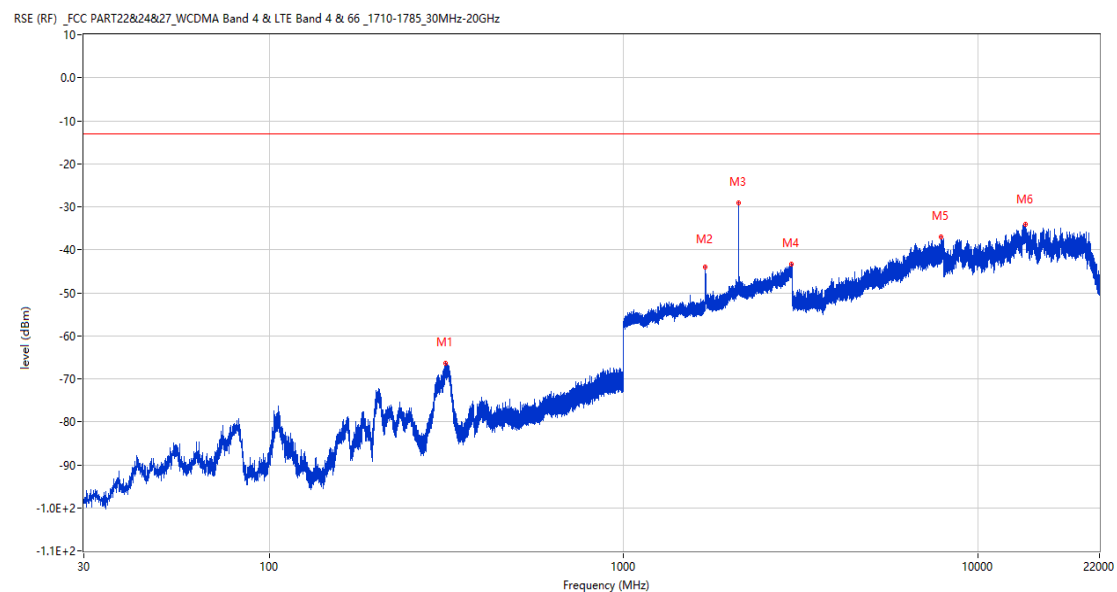


Frequency (MHz)	Result (dBm)	Factor (dB)	PK Limit (dBm)	Over Limit (dB)	Table (o)	ANT	EUT	Verdict
316.490	-70.24	-11.47	-13.0	-57.24	157.00	Vertical	Horizontal	Pass
1910.000	-44.48	3.09	-13.0	-31.48	61.00	Vertical	Horizontal	N/A
1989.300	-43.65	4.57	-13.0	-30.65	155.00	Vertical	Horizontal	N/A
2992.900	-43.39	10.64	-13.0	-30.39	74.00	Vertical	Horizontal	Pass
7922.000	-37.48	18.28	-13.0	-24.48	76.00	Vertical	Horizontal	Pass
13365.526	-33.94	24.64	-13.0	-20.94	246.00	Vertical	Horizontal	Pass

6 WCDMA Band 4

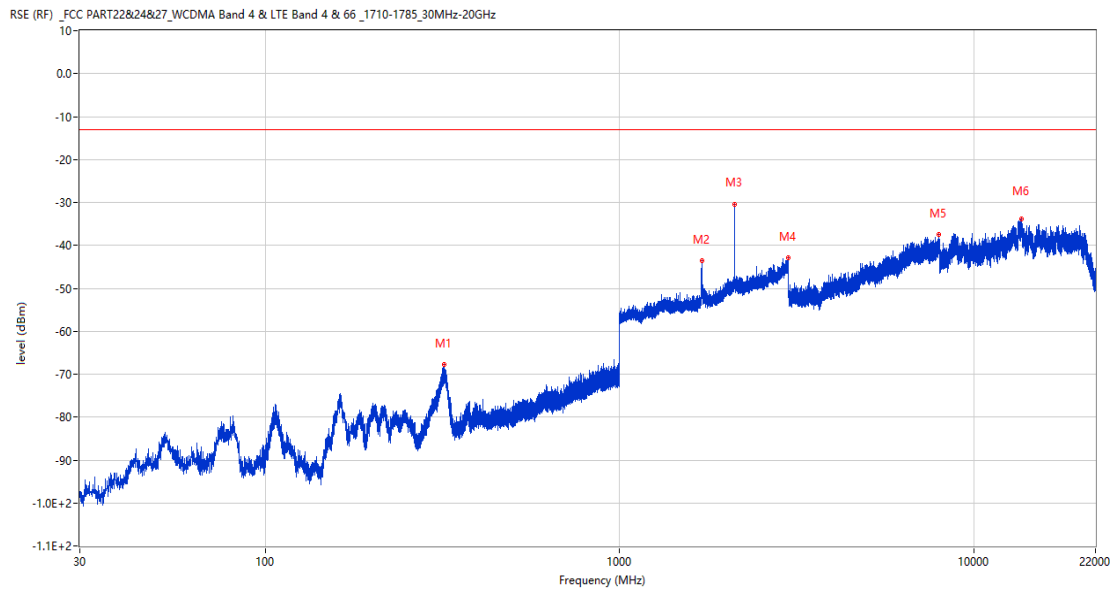
6.1 WCDMA Band 4 Low Channel

RSE-H&H WCDMA Band 4 CH1312



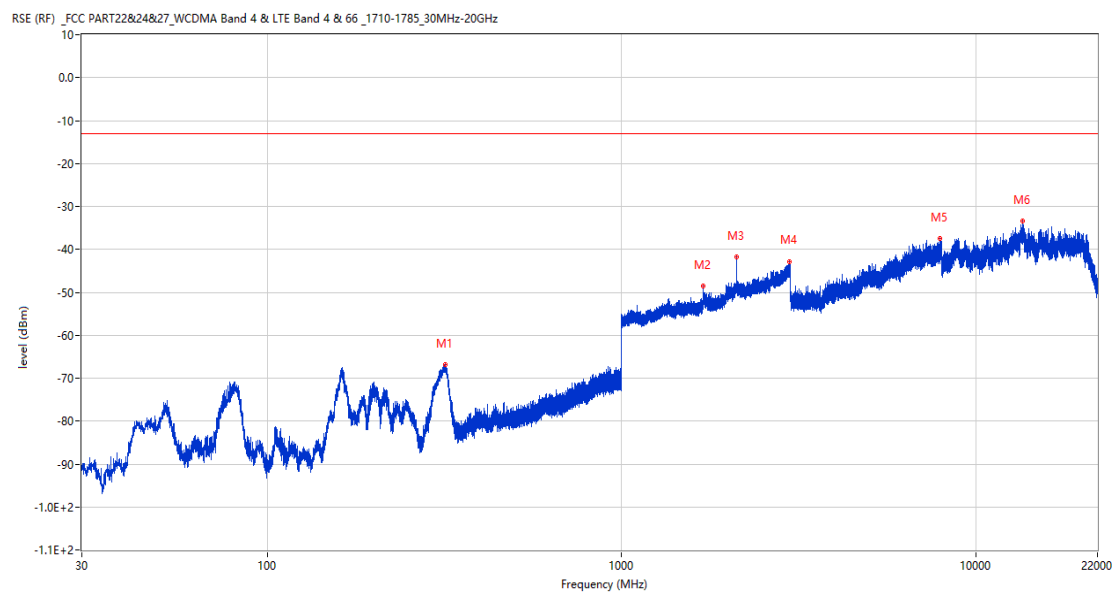
Frequency (MHz)	Result (dBm)	Factor (dB)	PK Limit (dBm)	Over Limit (dB)	Table (o)	ANT	EUT	Verdict
314.404	-66.40	-11.53	-13.0	-53.40	62.00	Horizontal	Horizontal	Pass
1701.500	-44.11	2.77	-13.0	-31.11	51.00	Horizontal	Horizontal	N/A
2114.100	-29.08	5.65	-13.0	-16.08	274.00	Horizontal	Horizontal	N/A
2966.800	-43.25	11.53	-13.0	-30.25	329.00	Horizontal	Horizontal	Pass
7883.750	-37.04	17.87	-13.0	-24.04	26.00	Horizontal	Horizontal	Pass
13615.799	-34.06	24.86	-13.0	-21.06	360.00	Horizontal	Horizontal	Pass

RSE-H&V WCDMA Band 4 CH1312



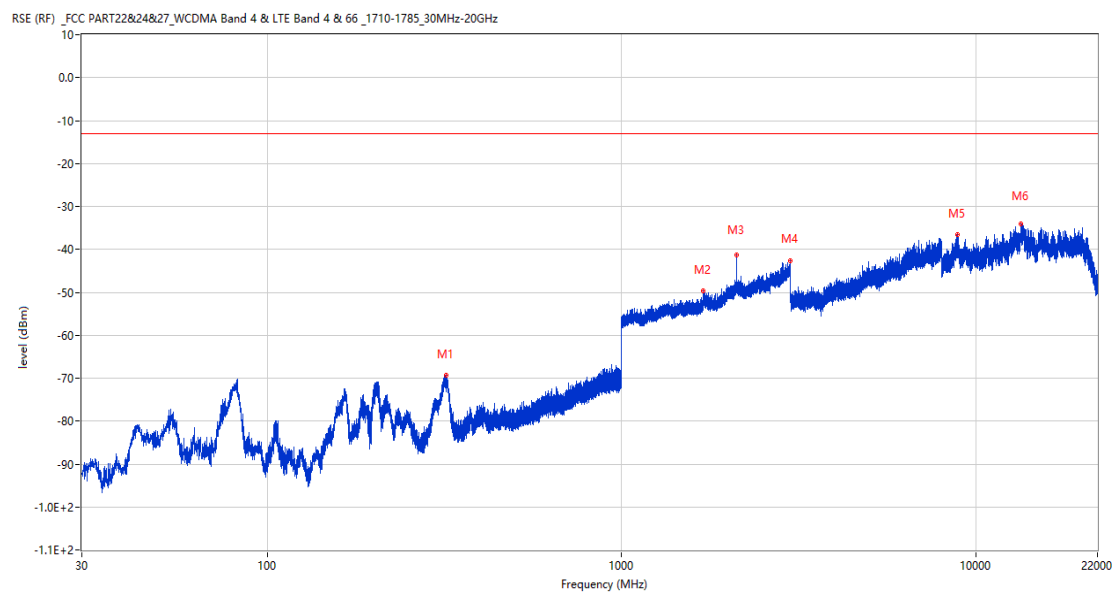
Frequency (MHz)	Result (dBm)	Factor (dB)	PK Limit (dBm)	Over Limit (dB)	Table (o)	ANT	EUT	Verdict
320.806	-67.75	-11.25	-13.0	-54.75	58.00	Horizontal	Vertical	Pass
1703.800	-43.65	2.74	-13.0	-30.65	222.00	Horizontal	Vertical	N/A
2113.600	-30.34	5.67	-13.0	-17.34	285.00	Horizontal	Vertical	N/A
2997.500	-42.96	10.86	-13.0	-29.96	6.00	Horizontal	Vertical	Pass
7969.750	-37.49	18.07	-13.0	-24.49	217.00	Horizontal	Vertical	Pass
13582.963	-33.77	24.99	-13.0	-20.77	113.00	Horizontal	Vertical	Pass

RSE-V&V WCDMA Band 4 CH1312



Frequency (MHz)	Result (dBm)	Factor (dB)	PK Limit (dBm)	Over Limit (dB)	Table (o)	ANT	EUT	Verdict
317.217	-66.80	-11.38	-13.0	-53.80	8.00	Vertical	Vertical	Pass
1702.200	-48.53	2.76	-13.0	-35.53	76.00	Vertical	Vertical	N/A
2113.500	-41.86	5.68	-13.0	-28.86	323.00	Vertical	Vertical	N/A
2981.000	-42.78	11.23	-13.0	-29.78	88.00	Vertical	Vertical	Pass
7920.000	-37.55	18.21	-13.0	-24.55	355.00	Vertical	Vertical	Pass
13563.537	-33.36	25.13	-13.0	-20.36	17.00	Vertical	Vertical	Pass

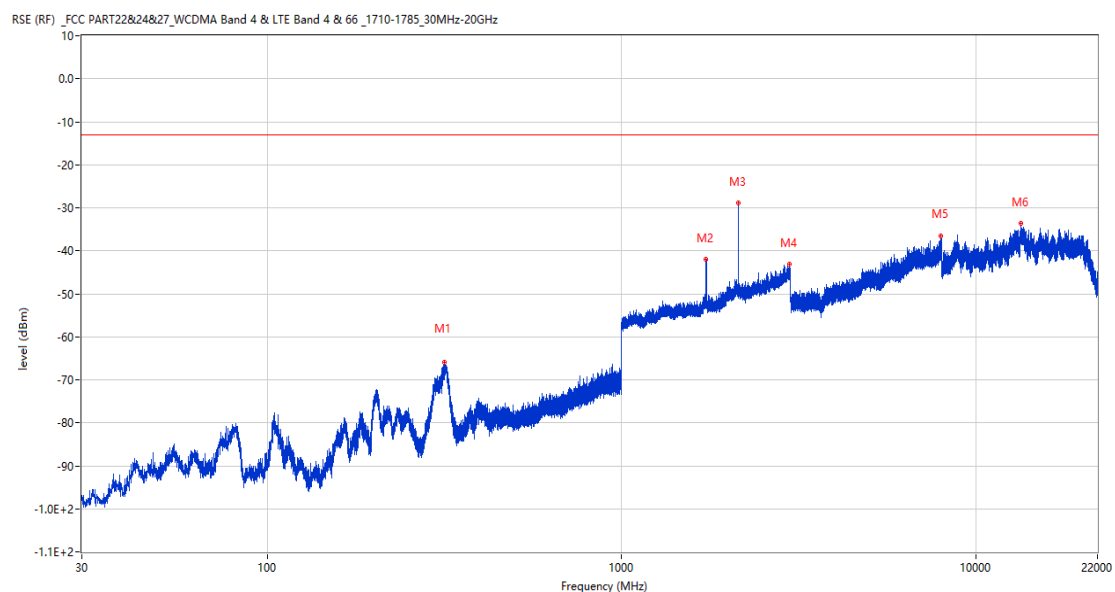
RSE-V&H WCDMA Band 4 CH1312



Frequency (MHz)	Result (dBm)	Factor (dB)	PK Limit (dBm)	Over Limit (dB)	Table (o)	ANT	EUT	Verdict
320.709	-69.33	-11.26	-13.0	-56.33	292.00	Vertical	Horizontal	Pass
1702.000	-49.59	2.76	-13.0	-36.59	31.00	Vertical	Horizontal	N/A
2111.900	-41.31	5.74	-13.0	-28.31	19.00	Vertical	Horizontal	N/A
2987.400	-42.76	10.81	-13.0	-29.76	6.00	Vertical	Horizontal	Pass
8846.925	-36.65	20.31	-13.0	-23.65	360.00	Vertical	Horizontal	Pass
13348.013	-33.98	24.46	-13.0	-20.98	298.00	Vertical	Horizontal	Pass

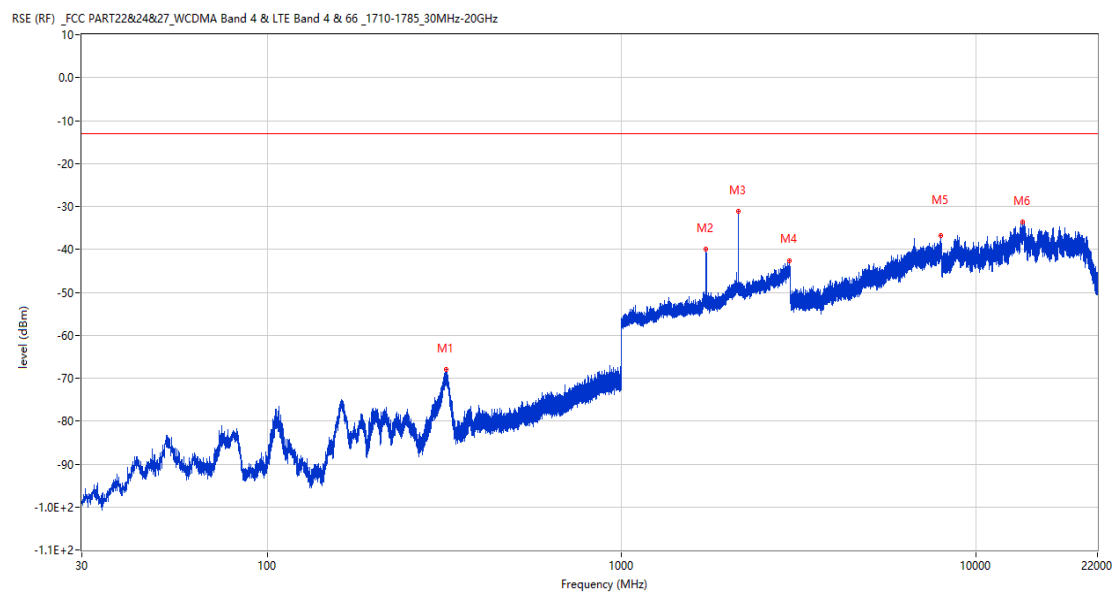
6.2 WCDMA Band 4 Middle Channel

RSE-H&H WCDMA Band 4 CH1412



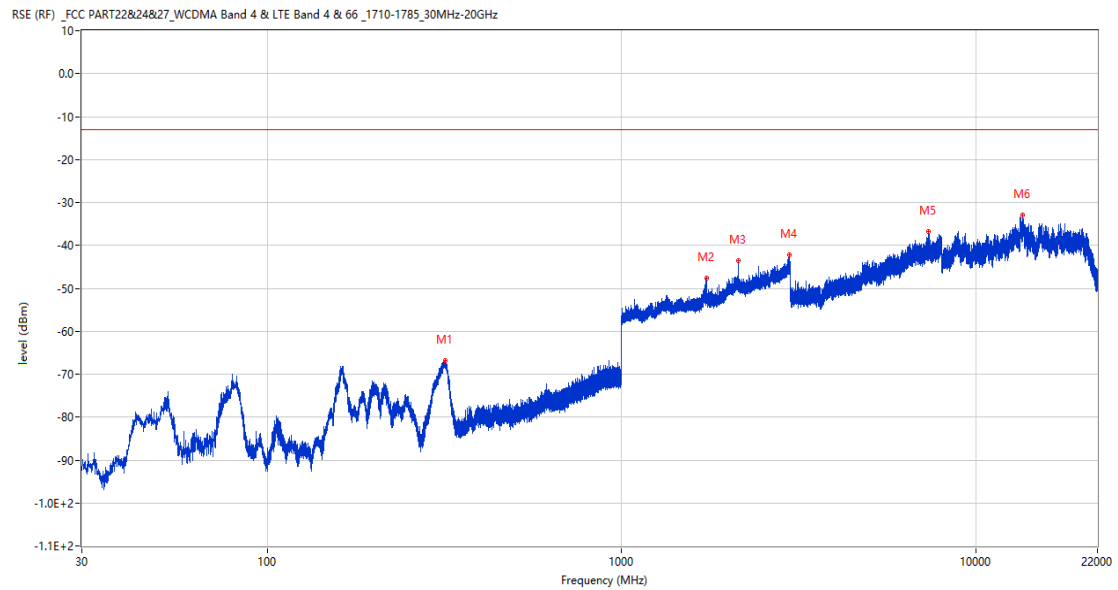
Frequency (MHz)	Result (dBm)	Factor (dB)	PK Limit (dBm)	Over Limit (dB)	Table (o)	ANT	EUT	Verdict
315.519	-65.97	-11.40	-13.0	-52.97	64.00	Horizontal	Horizontal	Pass
1732.100	-42.04	2.45	-13.0	-29.04	25.00	Horizontal	Horizontal	N/A
2132.100	-28.93	4.90	-13.0	-15.93	281.00	Horizontal	Horizontal	N/A
2966.200	-43.21	11.45	-13.0	-30.21	306.00	Horizontal	Horizontal	Pass
7953.750	-36.56	18.53	-13.0	-23.56	6.00	Horizontal	Horizontal	Pass
13354.951	-33.66	24.57	-13.0	-20.66	343.00	Horizontal	Horizontal	Pass

RSE-H&V WCDMA Band 4 CH1412



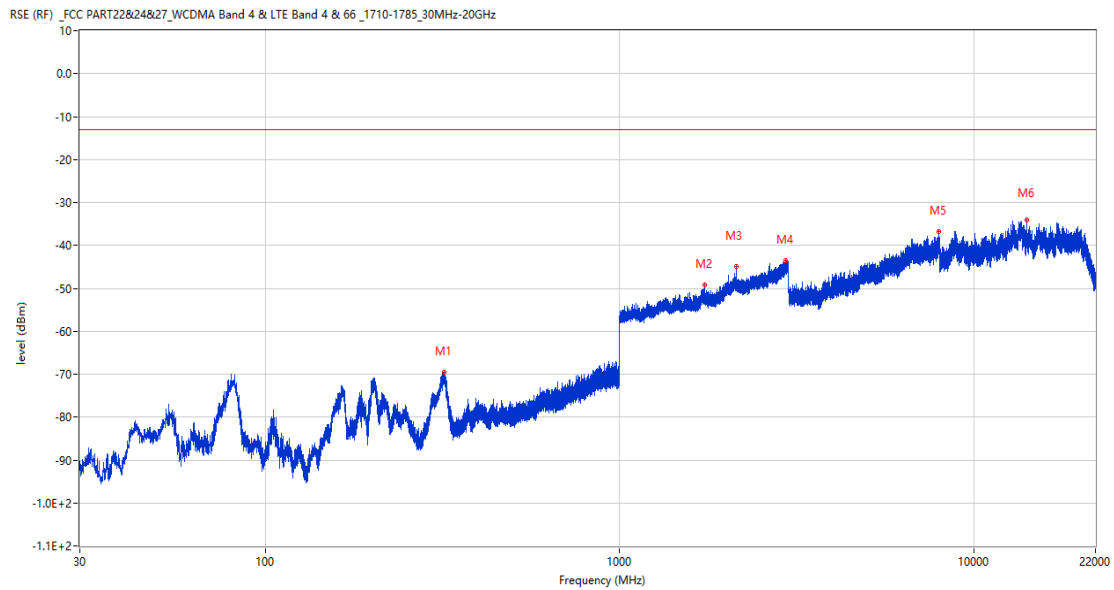
Frequency (MHz)	Result (dBm)	Factor (dB)	PK Limit (dBm)	Over Limit (dB)	Table (o)	ANT	EUT	Verdict
320.418	-67.98	-11.27	-13.0	-54.98	54.00	Horizontal	Vertical	Pass
1732.700	-39.99	2.44	-13.0	-26.99	211.00	Horizontal	Vertical	N/A
2132.100	-31.14	4.90	-13.0	-18.14	273.00	Horizontal	Vertical	N/A
2972.900	-42.62	11.75	-13.0	-29.62	55.00	Horizontal	Vertical	Pass
7937.750	-36.86	18.94	-13.0	-23.86	174.00	Horizontal	Vertical	Pass
13566.775	-33.63	25.10	-13.0	-20.63	360.00	Horizontal	Vertical	Pass

RSE-V&V WCDMA Band 4 CH1412



Frequency (MHz)	Result (dBm)	Factor (dB)	PK Limit (dBm)	Over Limit (dB)	Table (o)	ANT	EUT	Verdict
318.575	-66.81	-11.35	-13.0	-53.81	360.00	Vertical	Vertical	Pass
1734.500	-47.60	2.43	-13.0	-34.60	119.00	Vertical	Vertical	N/A
2132.900	-43.65	4.88	-13.0	-30.65	352.00	Vertical	Vertical	N/A
2968.900	-42.25	11.64	-13.0	-29.25	94.00	Vertical	Vertical	Pass
7335.000	-36.89	17.18	-13.0	-23.89	360.00	Vertical	Vertical	Pass
13550.588	-32.95	25.22	-13.0	-19.95	252.00	Vertical	Vertical	Pass

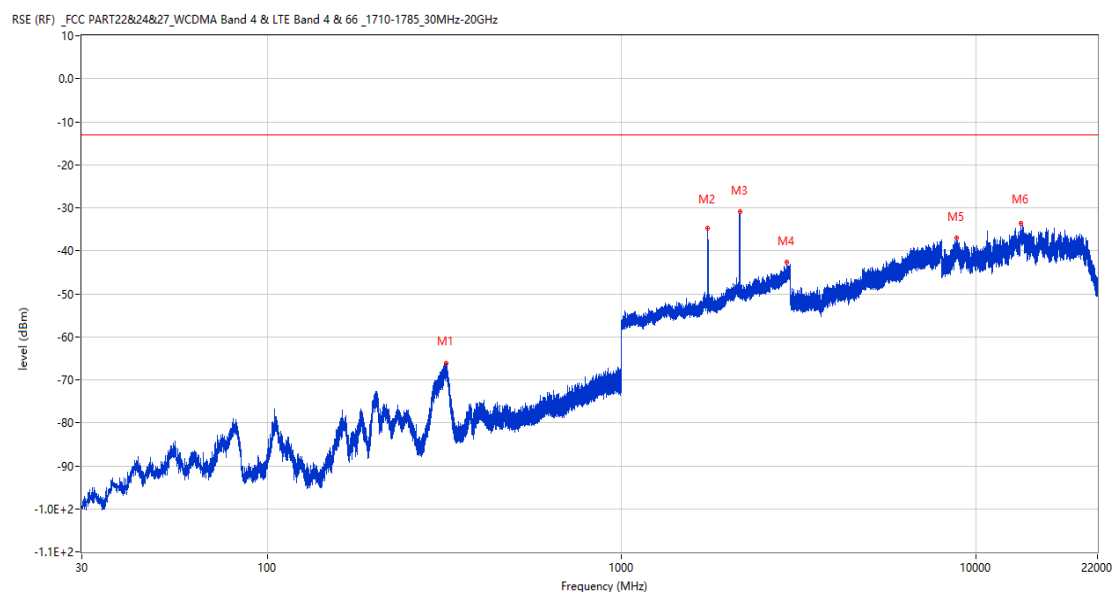
RSE-V&H WCDMA Band 4 CH1412



Frequency (MHz)	Result (dBm)	Factor (dB)	PK Limit (dBm)	Over Limit (dB)	Table (o)	ANT	EUT	Verdict
320.418	-69.57	-11.27	-13.0	-56.57	302.00	Vertical	Horizontal	Pass
1733.700	-49.28	2.43	-13.0	-36.28	243.00	Vertical	Horizontal	N/A
2134.600	-44.95	5.03	-13.0	-31.95	341.00	Vertical	Horizontal	N/A
2940.400	-43.54	11.20	-13.0	-30.54	111.00	Vertical	Horizontal	Pass
7945.500	-36.80	18.80	-13.0	-23.80	0.00	Vertical	Horizontal	Pass
14053.787	-33.96	24.37	-13.0	-20.96	200.00	Vertical	Horizontal	Pass

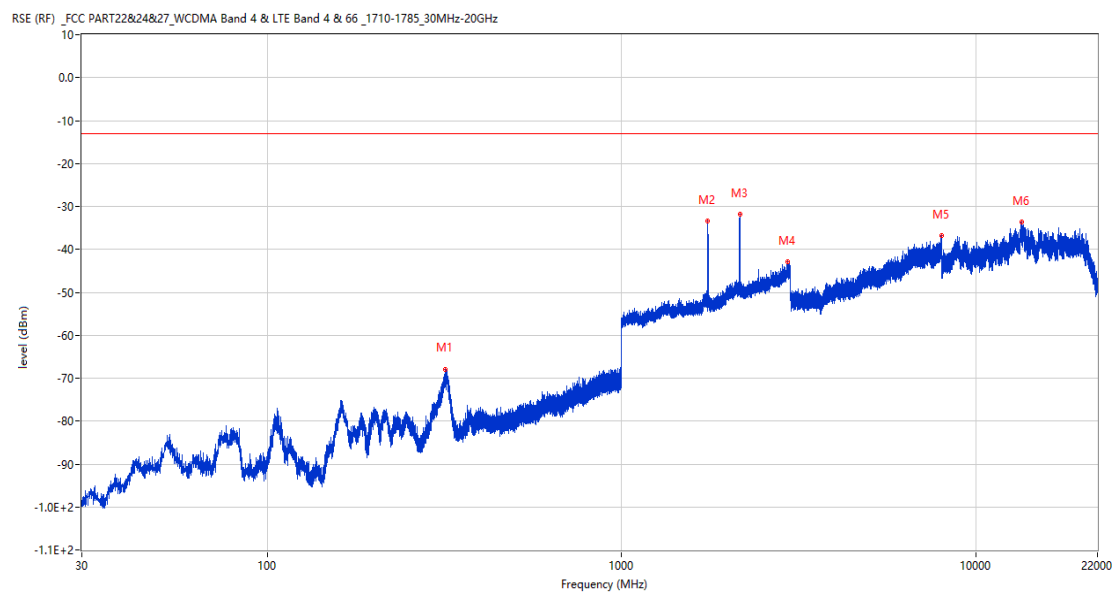
6.3 WCDMA Band 4 High Channel

RSE-H&H WCDMA Band 4 CH1513



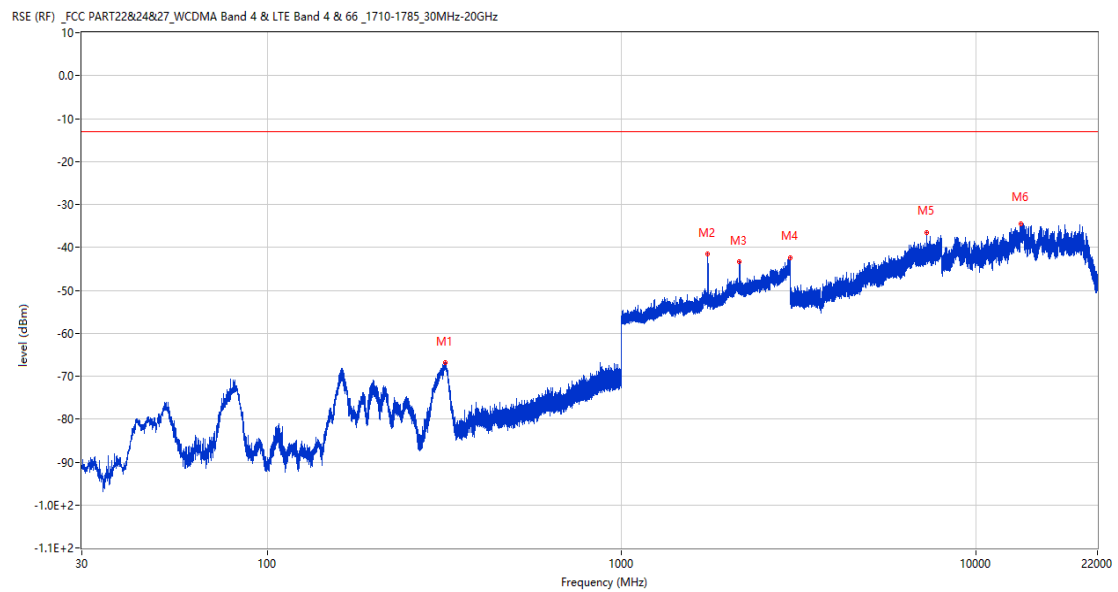
Frequency (MHz)	Result (dBm)	Factor (dB)	PK Limit (dBm)	Over Limit (dB)	Table (o)	ANT	EUT	Verdict
319.206	-66.07	-11.34	-13.0	-53.07	60.00	Horizontal	Horizontal	Pass
1752.100	-34.77	2.25	-13.0	-21.77	26.00	Horizontal	Horizontal	N/A
2154.200	-30.84	4.85	-13.0	-17.84	272.00	Horizontal	Horizontal	N/A
2916.800	-42.62	10.45	-13.0	-29.62	169.00	Horizontal	Horizontal	Pass
8816.287	-37.11	19.81	-13.0	-24.11	299.00	Horizontal	Horizontal	Pass
13381.775	-33.65	24.74	-13.0	-20.65	40.00	Horizontal	Horizontal	Pass

RSE-H&V WCDMA Band 4 CH1513



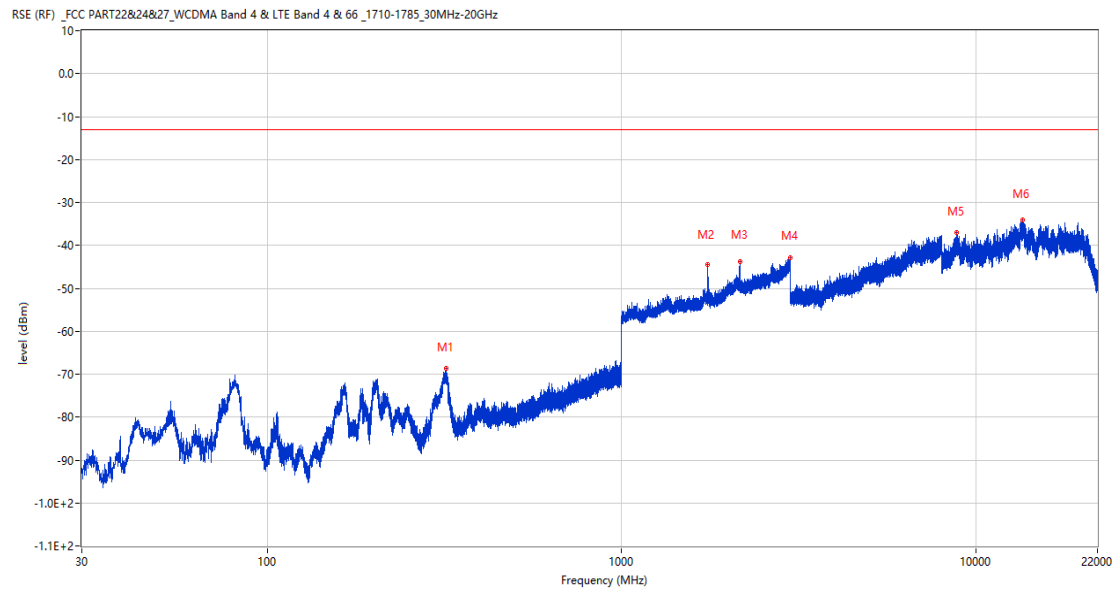
Frequency (MHz)	Result (dBm)	Factor (dB)	PK Limit (dBm)	Over Limit (dB)	Table (o)	ANT	EUT	Verdict
318.866	-67.87	-11.34	-13.0	-54.87	62.00	Horizontal	Vertical	Pass
1752.100	-33.46	2.25	-13.0	-20.46	217.00	Horizontal	Vertical	N/A
2154.700	-31.81	4.86	-13.0	-18.81	272.00	Horizontal	Vertical	N/A
2940.900	-42.92	11.21	-13.0	-29.92	0.00	Horizontal	Vertical	Pass
7998.500	-36.79	18.88	-13.0	-23.79	1.00	Horizontal	Vertical	Pass
13419.700	-33.64	24.72	-13.0	-20.64	360.00	Horizontal	Vertical	Pass

RSE-V&V WCDMA Band 4 CH1513



Frequency (MHz)	Result (dBm)	Factor (dB)	PK Limit (dBm)	Over Limit (dB)	Table (o)	ANT	EUT	Verdict
318.332	-66.87	-11.36	-13.0	-53.87	0.00	Vertical	Vertical	Pass
1752.000	-41.58	2.26	-13.0	-28.58	38.00	Vertical	Vertical	N/A
2153.100	-43.31	4.94	-13.0	-30.31	330.00	Vertical	Vertical	N/A
2997.700	-42.41	10.85	-13.0	-29.41	113.00	Vertical	Vertical	Pass
7238.750	-36.66	17.45	-13.0	-23.66	76.00	Vertical	Vertical	Pass
13414.150	-34.61	24.75	-13.0	-21.61	360.00	Vertical	Vertical	Pass

RSE-V&H WCDMA Band 4 CH1513

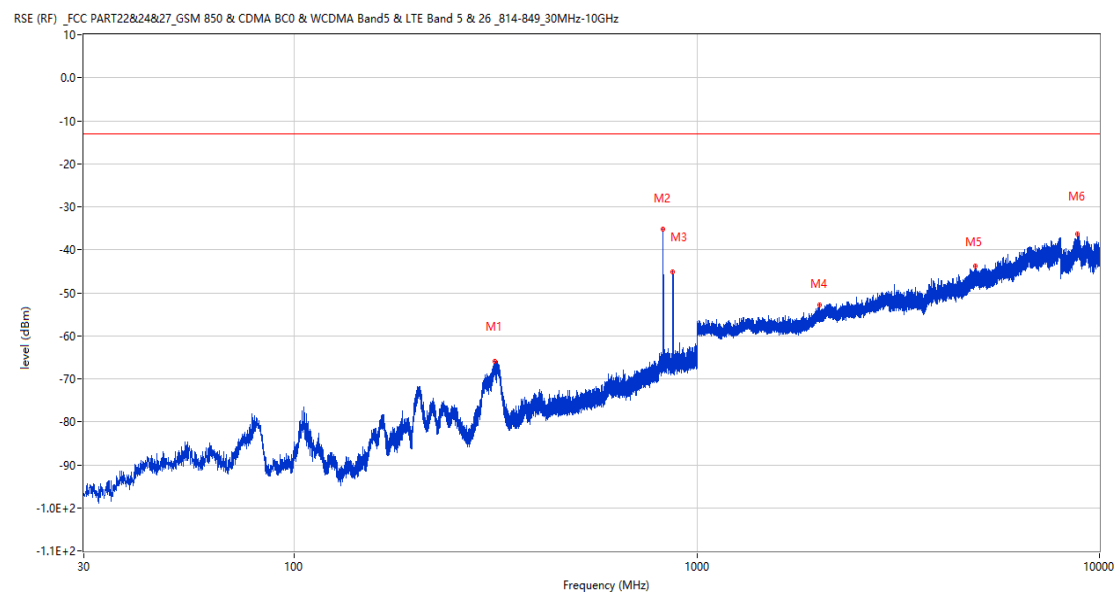


Frequency (MHz)	Result (dBm)	Factor (dB)	PK Limit (dBm)	Over Limit (dB)	Table (o)	ANT	EUT	Verdict
319.254	-68.56	-11.34	-13.0	-55.56	299.00	Vertical	Horizontal	Pass
1752.100	-44.49	2.25	-13.0	-31.49	112.00	Vertical	Horizontal	N/A
2155.100	-43.83	4.84	-13.0	-30.83	24.00	Vertical	Horizontal	N/A
2996.600	-42.90	10.87	-13.0	-29.90	356.00	Vertical	Horizontal	Pass
8838.375	-37.09	20.17	-13.0	-24.09	334.00	Vertical	Horizontal	Pass
13529.775	-33.98	24.70	-13.0	-20.98	1.00	Vertical	Horizontal	Pass

7 WCDMA Band 5

7.1 WCDMA Band 5 Low Channel

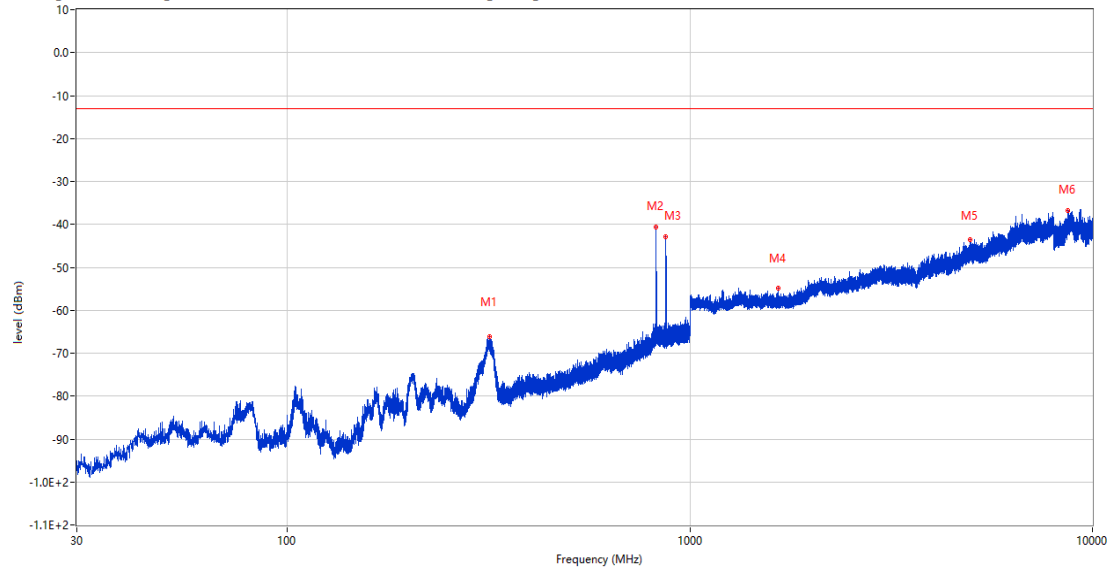
RSE-H&H WCDMA Band 5 CH4132



Frequency (MHz)	Result (dBm)	Factor (dB)	PK Limit (dBm)	Over Limit (dB)	Table (o)	ANT	EUT	Verdict
315.034	-65.84	-8.85	-13.0	-52.84	67.00	Horizontal	Horizontal	Pass
824.624	-35.16	6.91	-13.0	-22.16	205.00	Horizontal	Horizontal	N/A
872.202	-45.18	6.42	-13.0	-32.18	266.00	Horizontal	Horizontal	N/A
2021.400	-52.90	-0.96	-13.0	-39.90	118.00	Horizontal	Horizontal	Pass
4914.750	-43.78	13.25	-13.0	-30.78	0.00	Horizontal	Horizontal	Pass
8836.100	-36.24	20.13	-13.0	-23.24	6.00	Horizontal	Horizontal	Pass

RSE-H&V WCDMA Band 5 CH4132

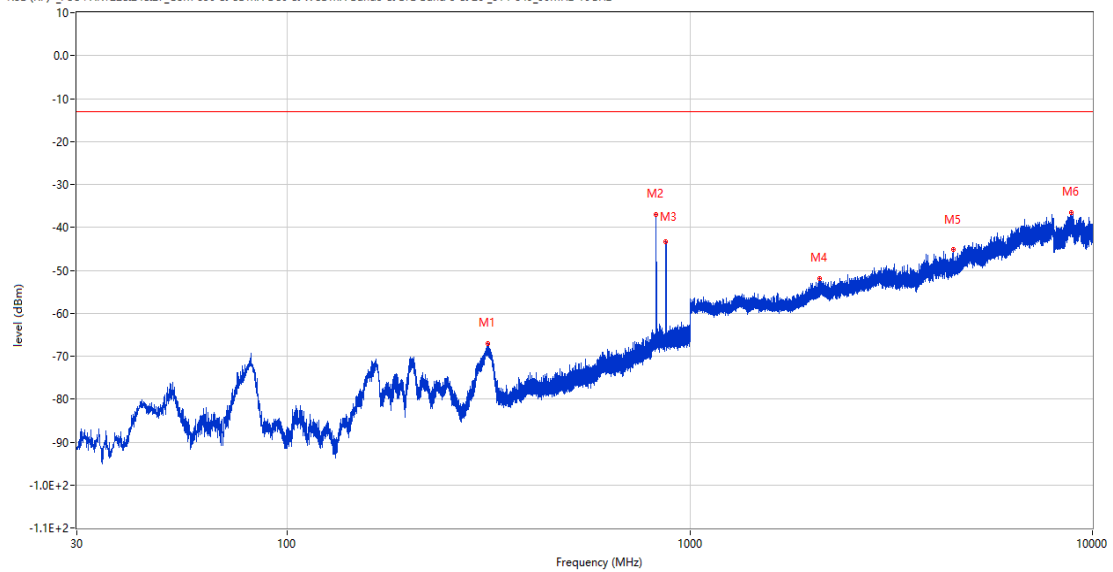
RSE (RF) _FCC PART22&24&27_GSM 850 & CDMA BC0 & WCDMA Band5 & LTE Band 5 & 26 _814-849_30MHz-10GHz



Frequency (MHz)	Result (dBm)	Factor (dB)	PK Limit (dBm)	Over Limit (dB)	Table (o)	ANT	EUT	Verdict
317.654	-66.16	-8.78	-13.0	-53.16	60.00	Horizontal	Vertical	Pass
824.624	-40.56	6.91	-13.0	-27.56	297.00	Horizontal	Vertical	N/A
871.475	-42.85	6.43	-13.0	-29.85	74.00	Horizontal	Vertical	N/A
1655.300	-54.96	-3.60	-13.0	-41.96	210.00	Horizontal	Vertical	Pass
4966.750	-43.67	13.44	-13.0	-30.67	1.00	Horizontal	Vertical	Pass
8695.700	-36.81	19.29	-13.0	-23.81	163.00	Horizontal	Vertical	Pass

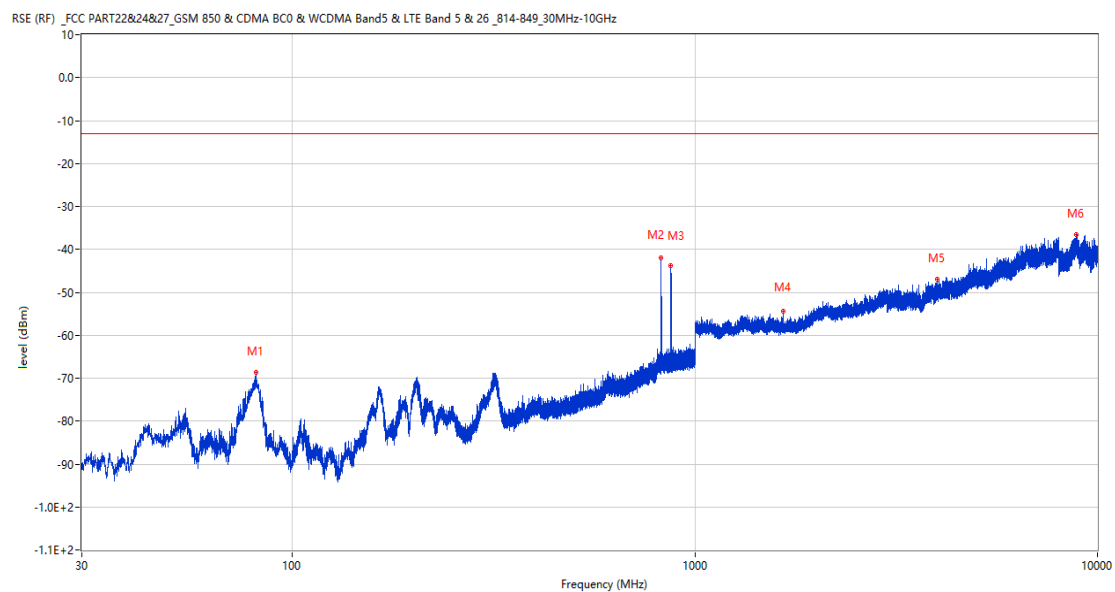
RSE-V&V WCDMA Band 5 CH4132

RSE (RF) _FCC PART22&24&27_GSM 850 & CDMA BC0 & WCDMA Band5 & LTE Band 5 & 26 _814-849_30MHz-10GHz



Frequency (MHz)	Result (dBm)	Factor (dB)	PK Limit (dBm)	Over Limit (dB)	Table (o)	ANT	EUT	Verdict
314.404	-67.14	-8.82	-13.0	-54.14	7.00	Vertical	Vertical	Pass
824.527	-36.92	6.91	-13.0	-23.92	173.00	Vertical	Vertical	N/A
869.874	-43.23	6.40	-13.0	-30.23	319.00	Vertical	Vertical	N/A
2104.300	-51.98	0.14	-13.0	-38.98	322.00	Vertical	Vertical	Pass
4512.250	-45.22	11.68	-13.0	-32.22	258.00	Vertical	Vertical	Pass
8841.700	-36.58	20.22	-13.0	-23.58	53.00	Vertical	Vertical	Pass

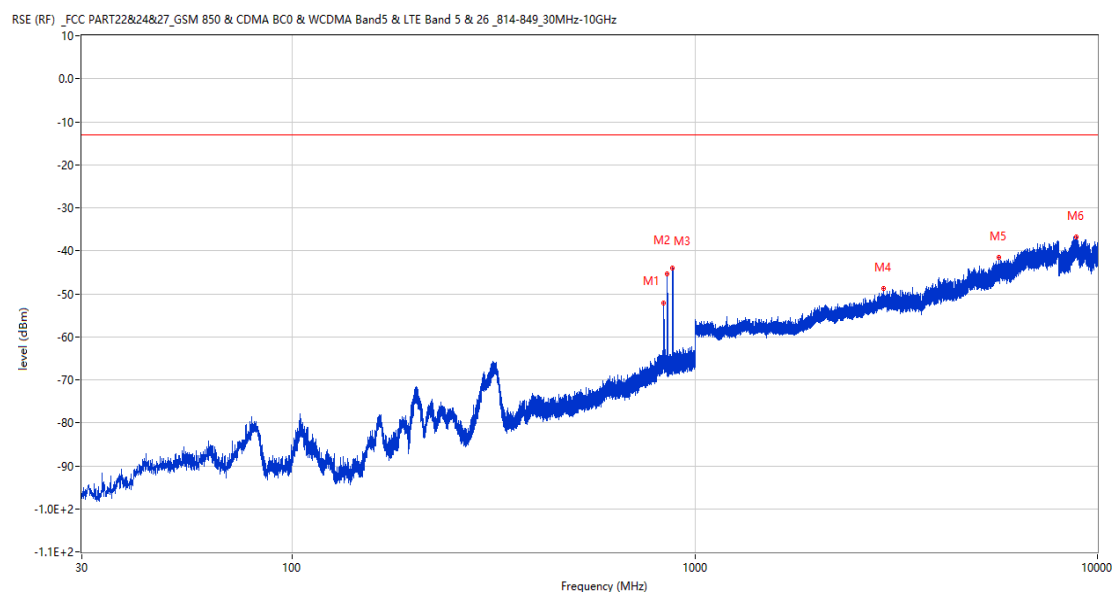
RSE-V&H WCDMA Band 5 CH4132



Frequency (MHz)	Result (dBm)	Factor (dB)	PK Limit (dBm)	Over Limit (dB)	Table (o)	ANT	EUT	Verdict
81.265	-68.76	-18.88	-13.0	-55.76	53.00	Vertical	Horizontal	Pass
824.673	-42.04	6.91	-13.0	-29.04	157.00	Vertical	Horizontal	N/A
872.202	-43.76	6.42	-13.0	-30.76	329.00	Vertical	Horizontal	N/A
1654.900	-54.40	-3.62	-13.0	-41.40	315.00	Vertical	Horizontal	Pass
3996.000	-47.04	9.89	-13.0	-34.04	143.00	Vertical	Horizontal	Pass
8858.599	-36.67	20.26	-13.0	-23.67	32.00	Vertical	Horizontal	Pass

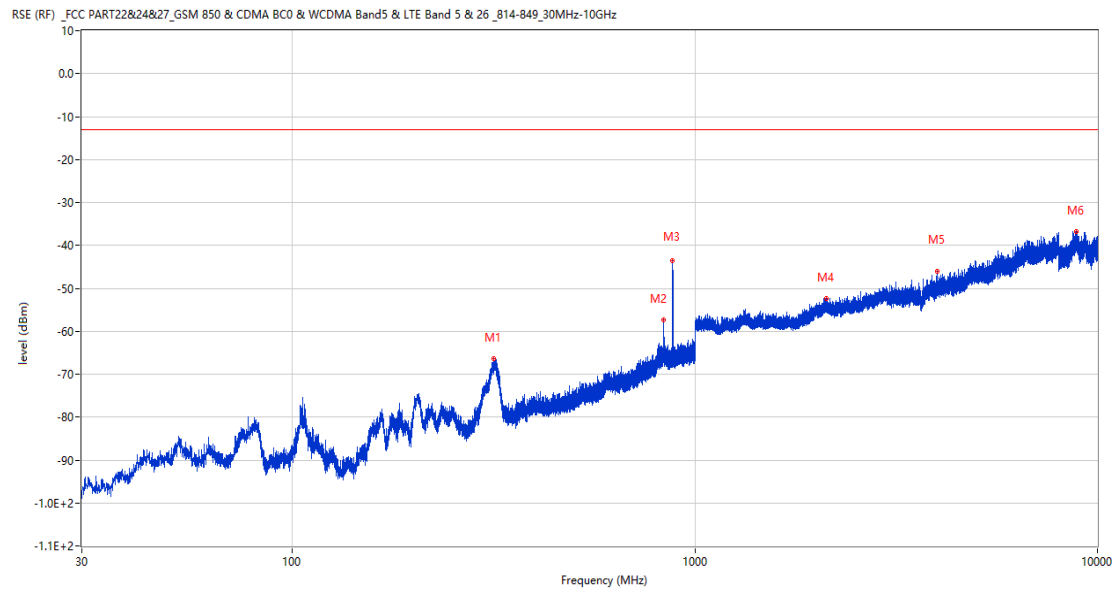
7.2 WCDMA Band 5 Middle Channel

RSE-H&H WCDMA Band 5 CH4182



Frequency (MHz)	Result (dBm)	Factor (dB)	PK Limit (dBm)	Over Limit (dB)	Table (o)	ANT	EUT	Verdict
837.331	-52.10	7.14	-13.0	-39.10	103.00	Horizontal	Horizontal	N/A
853.821	-45.40	7.38	-13.0	-32.40	130.00	Horizontal	Horizontal	N/A
880.545	-44.00	6.70	-13.0	-31.00	130.00	Horizontal	Horizontal	N/A
2940.100	-48.66	4.24	-13.0	-35.66	286.00	Horizontal	Horizontal	Pass
5697.000	-41.44	13.44	-13.0	-28.44	360.00	Horizontal	Horizontal	Pass
8853.701	-36.75	20.31	-13.0	-23.75	360.00	Horizontal	Horizontal	Pass

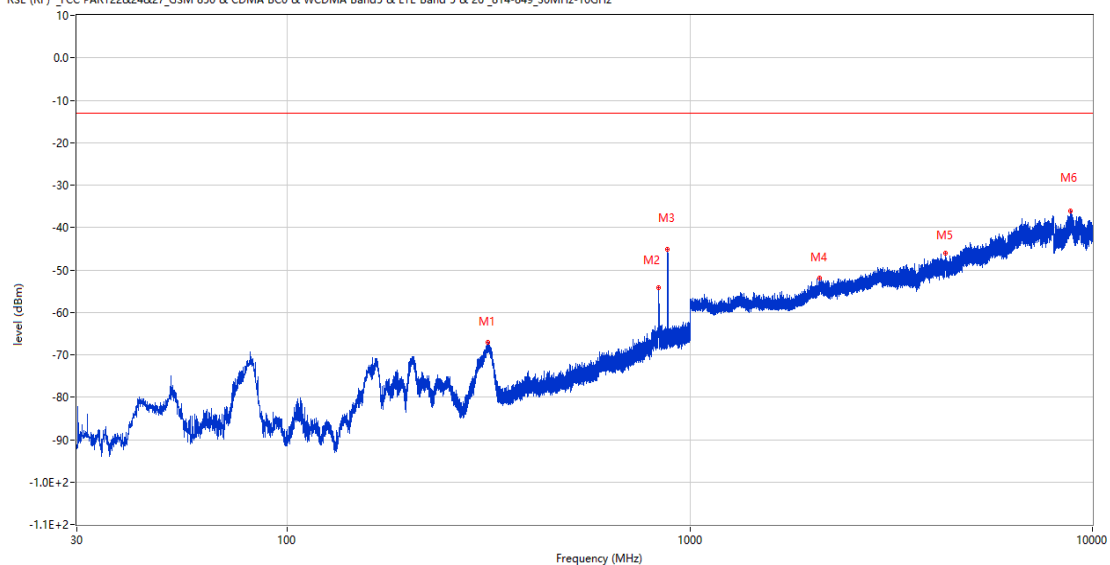
RSE-H&V WCDMA Band 5 CH4182



Frequency (MHz)	Result (dBm)	Factor (dB)	PK Limit (dBm)	Over Limit (dB)	Table (o)	ANT	EUT	Verdict
316.392	-66.37	-8.76	-13.0	-53.37	58.00	Horizontal	Vertical	Pass
836.070	-57.37	7.12	-13.0	-44.37	353.00	Horizontal	Vertical	N/A
879.526	-43.53	6.55	-13.0	-30.53	62.00	Horizontal	Vertical	N/A
2122.900	-52.39	-0.29	-13.0	-39.39	316.00	Horizontal	Vertical	Pass
3995.000	-46.09	9.93	-13.0	-33.09	256.00	Horizontal	Vertical	Pass
8876.701	-36.77	20.03	-13.0	-23.77	344.00	Horizontal	Vertical	Pass

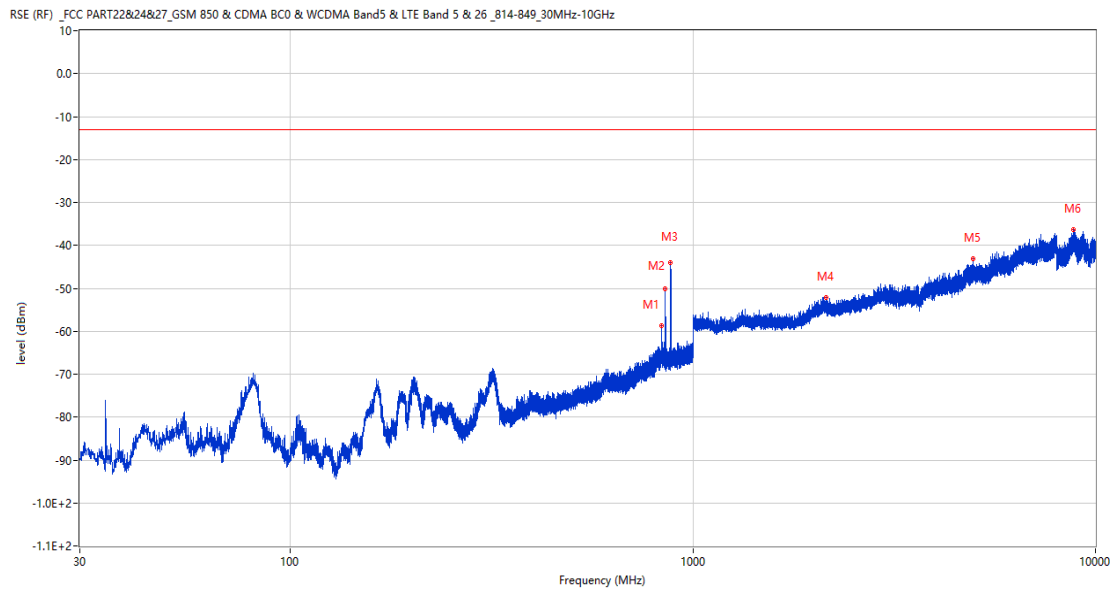
RSE-V&V WCDMA Band 5 CH4182

RSE (RF) _FCC PART22&24&27_GSM 850 & CDMA BC0 & WCDMA Band5 & LTE Band 5 & 26 _814-849_30MHz-10GHz



Frequency (MHz)	Result (dBm)	Factor (dB)	PK Limit (dBm)	Over Limit (dB)	Table (o)	ANT	EUT	Verdict
315.180	-67.17	-8.86	-13.0	-54.17	7.00	Vertical	Vertical	Pass
836.798	-54.07	7.13	-13.0	-41.07	169.00	Vertical	Vertical	N/A
880.545	-45.12	6.70	-13.0	-32.12	354.00	Vertical	Vertical	N/A
2102.700	-51.95	0.12	-13.0	-38.95	11.00	Vertical	Vertical	Pass
4313.750	-46.11	10.16	-13.0	-33.11	324.00	Vertical	Vertical	Pass
8839.200	-36.04	20.18	-13.0	-23.04	3.00	Vertical	Vertical	Pass

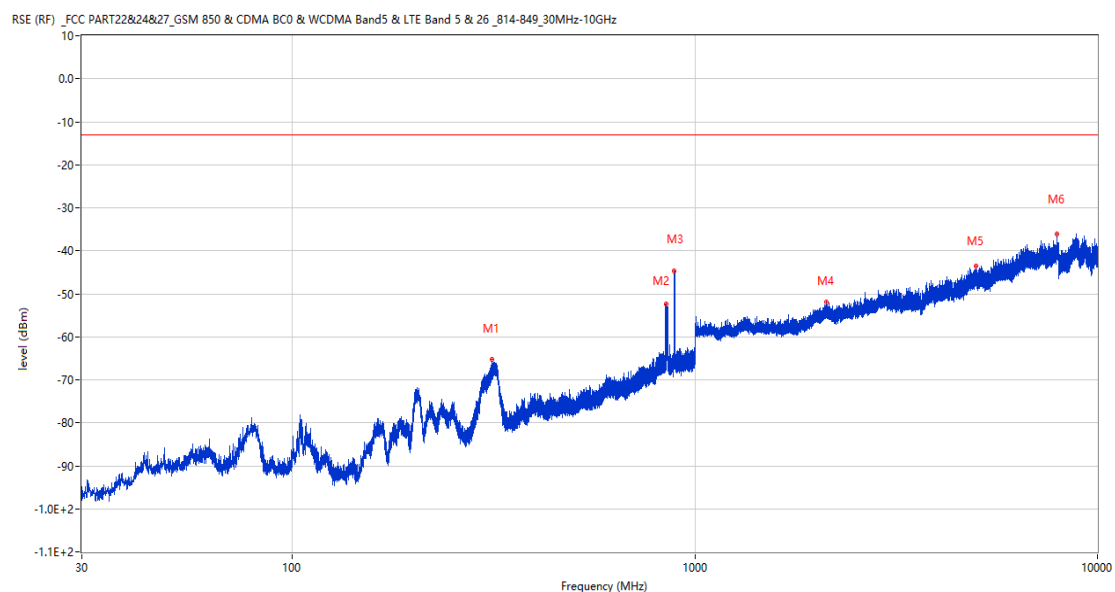
RSE-V&H WCDMA Band 5 CH4182



Frequency (MHz)	Result (dBm)	Factor (dB)	PK Limit (dBm)	Over Limit (dB)	Table (o)	ANT	EUT	Verdict
836.991	-58.76	7.14	-13.0	-45.76	162.00	Vertical	Horizontal	N/A
854.791	-50.20	7.26	-13.0	-37.20	58.00	Vertical	Horizontal	N/A
880.351	-44.07	6.67	-13.0	-31.07	360.00	Vertical	Horizontal	N/A
2138.500	-52.18	-0.17	-13.0	-39.18	11.00	Vertical	Horizontal	Pass
4973.250	-43.07	13.49	-13.0	-30.07	193.00	Vertical	Horizontal	Pass
8819.900	-36.22	19.87	-13.0	-23.22	53.00	Vertical	Horizontal	Pass

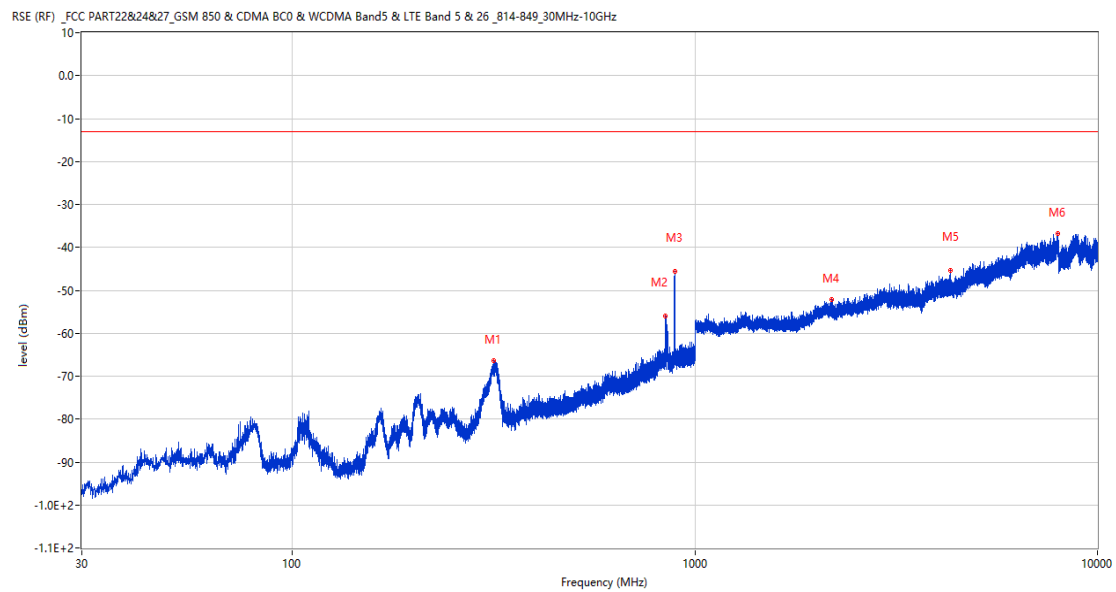
7.3 WCDMA Band 5 High Channel

RSE-H&H WCDMA Band 5 CH4233



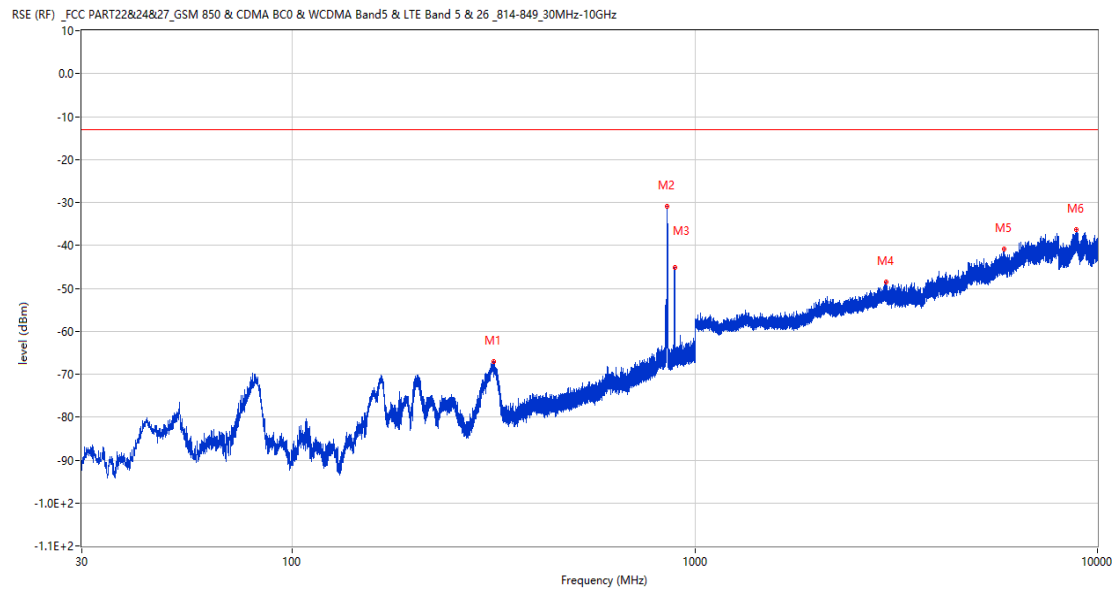
Frequency (MHz)	Result (dBm)	Factor (dB)	PK Limit (dBm)	Over Limit (dB)	Table (o)	ANT	EUT	Verdict
313.725	-65.36	-8.77	-13.0	-52.36	58.00	Horizontal	Horizontal	Pass
848.486	-52.29	7.31	-13.0	-39.29	205.00	Horizontal	Horizontal	N/A
889.905	-44.75	7.03	-13.0	-31.75	231.00	Horizontal	Horizontal	N/A
2121.300	-51.90	-0.16	-13.0	-38.90	230.00	Horizontal	Horizontal	Pass
4995.500	-43.53	12.95	-13.0	-30.53	358.00	Horizontal	Horizontal	Pass
7933.000	-36.08	18.73	-13.0	-23.08	360.00	Horizontal	Horizontal	Pass

RSE-H&V WCDMA Band 5 CH4233



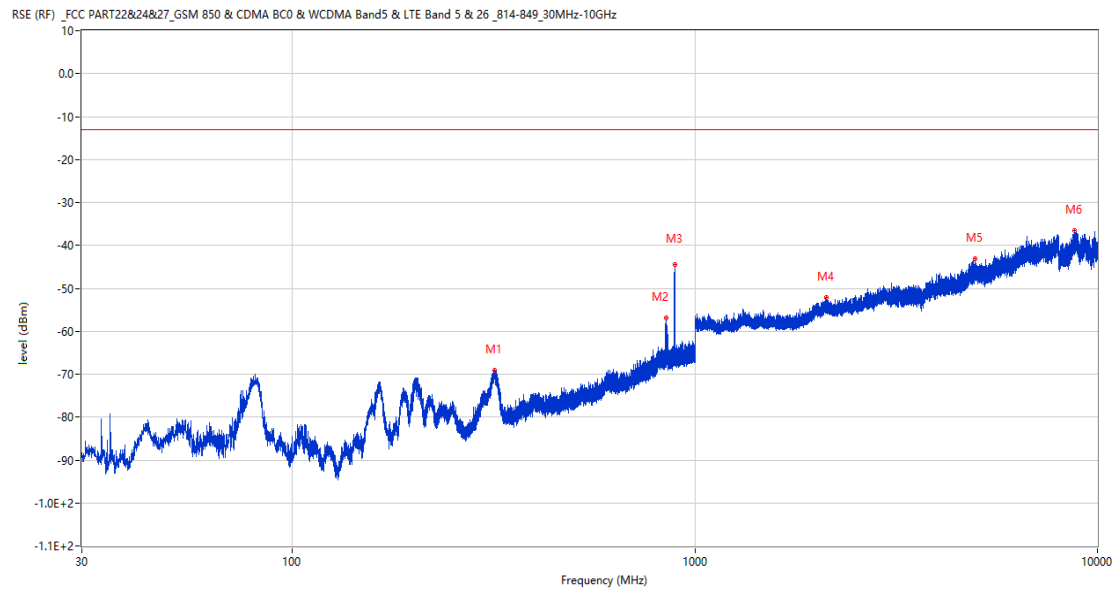
Frequency (MHz)	Result (dBm)	Factor (dB)	PK Limit (dBm)	Over Limit (dB)	Table (o)	ANT	EUT	Verdict
316.635	-66.48	-8.78	-13.0	-53.48	57.00	Horizontal	Vertical	Pass
844.994	-56.05	7.26	-13.0	-43.05	348.00	Horizontal	Vertical	N/A
892.670	-45.54	6.93	-13.0	-32.54	130.00	Horizontal	Vertical	N/A
2190.500	-52.08	-0.25	-13.0	-39.08	360.00	Horizontal	Vertical	Pass
4309.250	-45.37	10.51	-13.0	-32.37	174.00	Horizontal	Vertical	Pass
7981.750	-36.82	18.15	-13.0	-23.82	360.00	Horizontal	Vertical	Pass

RSE-V&V WCDMA Band 5 CH4233



Frequency (MHz)	Result (dBm)	Factor (dB)	PK Limit (dBm)	Over Limit (dB)	Table (o)	ANT	EUT	Verdict
316.683	-67.10	-8.78	-13.0	-54.10	352.00	Vertical	Vertical	Pass
854.112	-30.95	7.39	-13.0	-17.95	313.00	Vertical	Vertical	N/A
893.106	-45.20	6.93	-13.0	-32.20	145.00	Vertical	Vertical	N/A
2984.100	-48.49	4.86	-13.0	-35.49	73.00	Vertical	Vertical	Pass
5850.250	-40.87	14.41	-13.0	-27.87	158.00	Vertical	Vertical	Pass
8859.600	-36.28	20.24	-13.0	-23.28	343.00	Vertical	Vertical	Pass

RSE-V&H WCDMA Band 5 CH4233



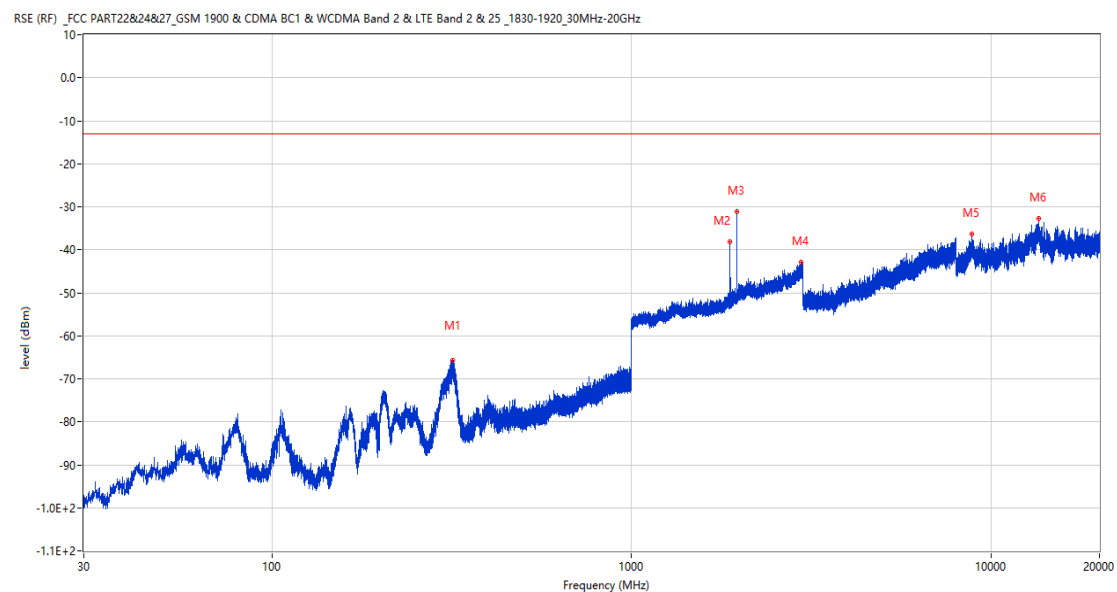
Frequency (MHz)	Result (dBm)	Factor (dB)	PK Limit (dBm)	Over Limit (dB)	Table (o)	ANT	EUT	Verdict
318.236	-69.15	-8.75	-13.0	-56.15	299.00	Vertical	Horizontal	Pass
848.534	-56.82	7.31	-13.0	-43.82	54.00	Vertical	Horizontal	N/A
891.651	-44.53	6.96	-13.0	-31.53	123.00	Vertical	Horizontal	N/A
2124.900	-52.13	-0.22	-13.0	-39.13	130.00	Vertical	Horizontal	Pass
4967.500	-43.09	13.44	-13.0	-30.09	289.00	Vertical	Horizontal	Pass
8772.901	-36.49	19.16	-13.0	-23.49	28.00	Vertical	Horizontal	Pass

LTE

8 LTE Band 2

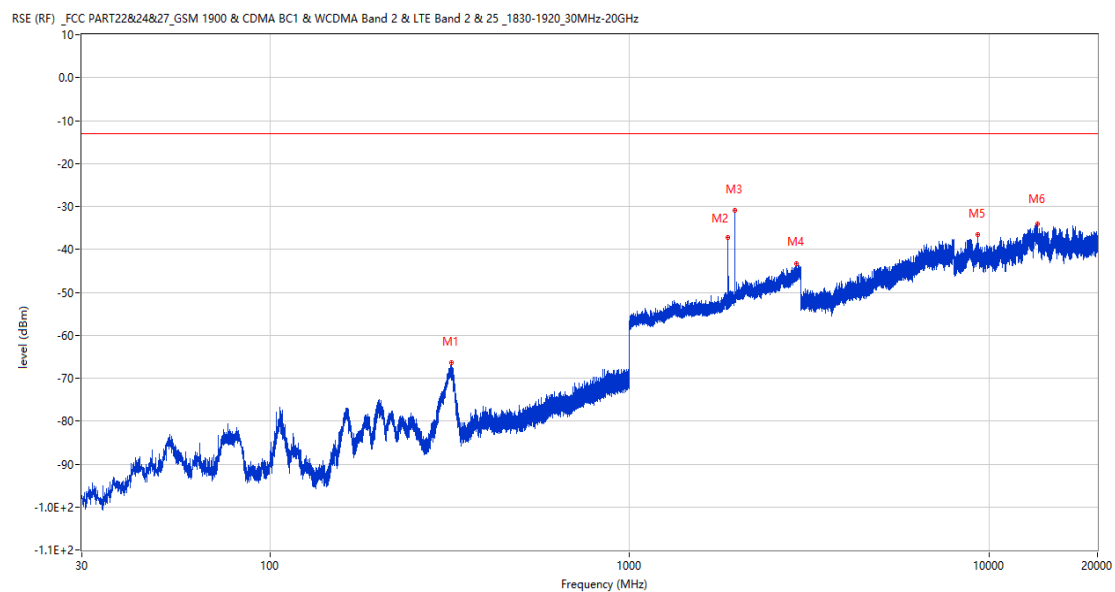
8.1 LTE Band 2 BW1.4, Middle Channel

RSE-H&H LTE Band 2 BW1.4 CH18900



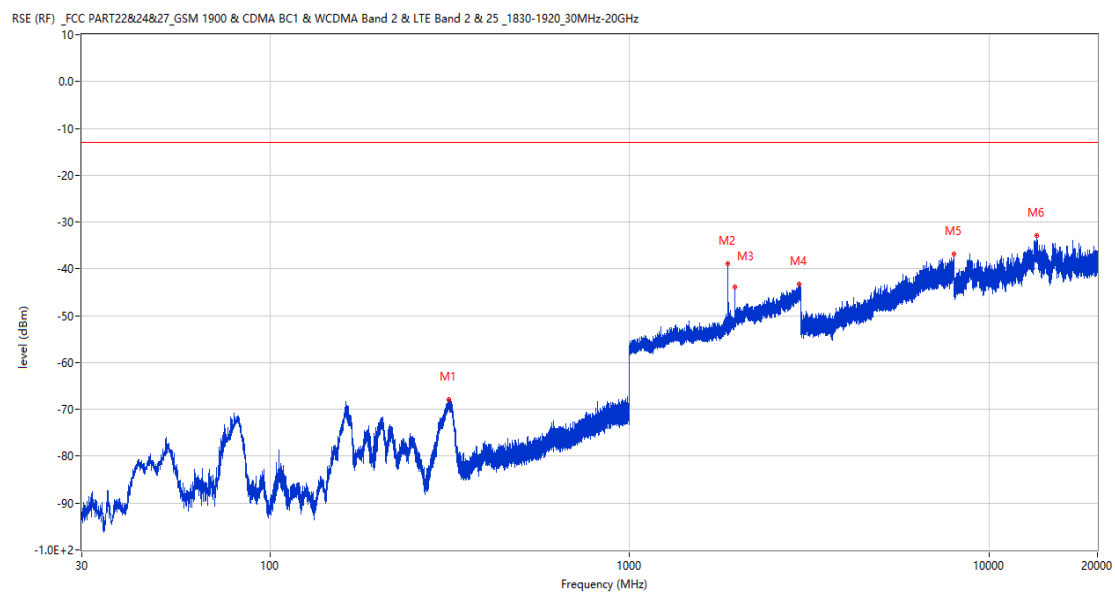
Frequency (MHz)	Result (dBm)	Factor (dB)	PK Limit (dBm)	Over Limit (dB)	Table (o)	ANT	EUT	Verdict
317.314	-65.69	-11.38	-13.0	-52.69	64.00	Horizontal	Horizontal	Pass
1880.500	-38.11	2.76	-13.0	-25.11	26.00	Horizontal	Horizontal	N/A
1961.200	-31.22	3.37	-13.0	-18.22	283.00	Horizontal	Horizontal	N/A
2967.000	-42.95	11.77	-13.0	-29.95	0.00	Horizontal	Horizontal	Pass
8855.000	-36.27	20.30	-13.0	-23.27	1.00	Horizontal	Horizontal	Pass
13575.050	-32.66	25.04	-13.0	-19.66	179.00	Horizontal	Horizontal	Pass

RSE-H&V LTE Band 2 BW1.4 CH18900



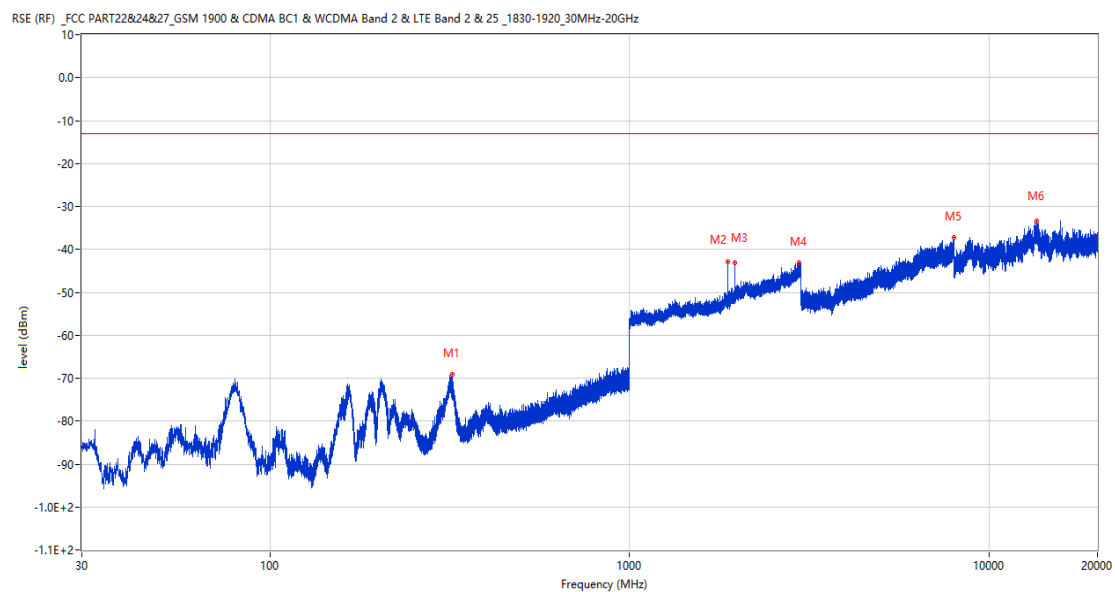
Frequency (MHz)	Result (dBm)	Factor (dB)	PK Limit (dBm)	Over Limit (dB)	Table (o)	ANT	EUT	Verdict
320.224	-66.49	-11.29	-13.0	-53.49	59.00	Horizontal	Vertical	Pass
1880.400	-37.29	2.76	-13.0	-24.29	205.00	Horizontal	Vertical	N/A
1961.000	-30.83	3.38	-13.0	-17.83	122.00	Horizontal	Vertical	N/A
2914.600	-43.37	10.75	-13.0	-30.37	230.00	Horizontal	Vertical	Pass
9293.662	-36.46	19.63	-13.0	-23.46	175.00	Horizontal	Vertical	Pass
13620.000	-34.08	24.85	-13.0	-21.08	44.00	Horizontal	Vertical	Pass

RSE-V&V LTE Band 2 BW1.4 CH18900



Frequency (MHz)	Result (dBm)	Factor (dB)	PK Limit (dBm)	Over Limit (dB)	Table (o)	ANT	EUT	Verdict
314.792	-67.87	-11.49	-13.0	-54.87	0.00	Vertical	Vertical	Pass
1880.400	-38.88	2.76	-13.0	-25.88	86.00	Vertical	Vertical	N/A
1961.200	-43.81	3.37	-13.0	-30.81	148.00	Vertical	Vertical	N/A
2961.600	-43.34	11.26	-13.0	-30.34	236.00	Vertical	Vertical	Pass
7999.500	-36.84	19.00	-13.0	-23.84	342.00	Vertical	Vertical	Pass
13524.300	-32.89	24.56	-13.0	-19.89	341.00	Vertical	Vertical	Pass

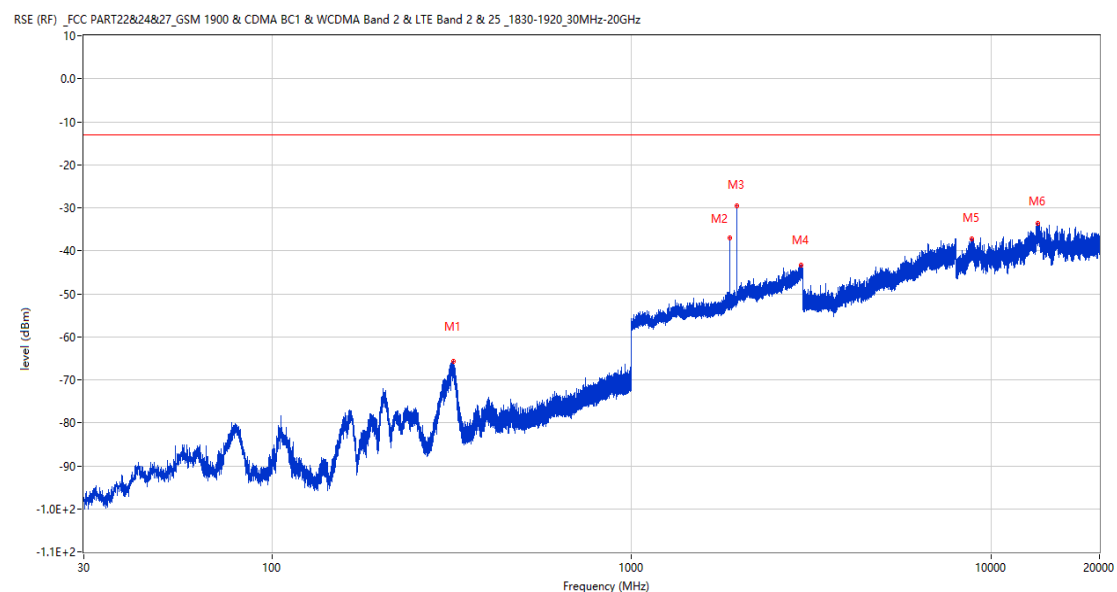
RSE-V&H LTE Band 2 BW1.4 CH18900



Frequency (MHz)	Result (dBm)	Factor (dB)	PK Limit (dBm)	Over Limit (dB)	Table (o)	ANT	EUT	Verdict
320.952	-69.09	-11.25	-13.0	-56.09	295.00	Vertical	Horizontal	Pass
1880.500	-42.91	2.76	-13.0	-29.91	53.00	Vertical	Horizontal	N/A
1960.900	-43.10	3.39	-13.0	-30.10	160.00	Vertical	Horizontal	N/A
2955.700	-43.12	10.88	-13.0	-30.12	79.00	Vertical	Horizontal	Pass
8000.000	-37.20	19.04	-13.0	-24.20	3.00	Vertical	Horizontal	Pass
13533.000	-33.42	24.78	-13.0	-20.42	89.00	Vertical	Horizontal	Pass

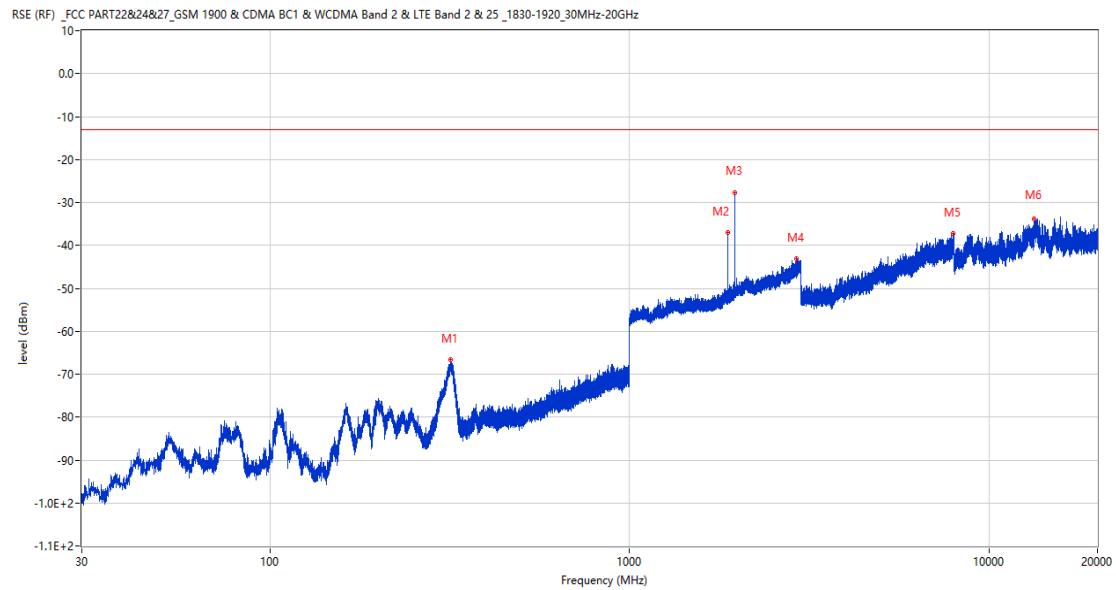
8.2 LTE Band 2 BW3, Middle Channel

RSE-H&H LTE Band 2 BW3 CH18900



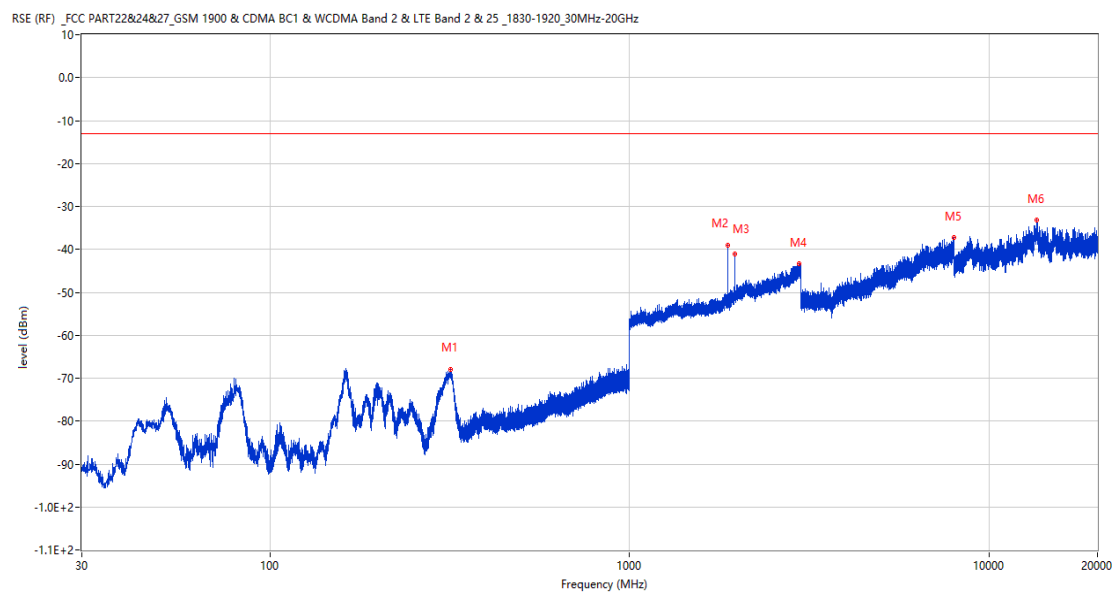
Frequency (MHz)	Result (dBm)	Factor (dB)	PK Limit (dBm)	Over Limit (dB)	Table (o)	ANT	EUT	Verdict
319.788	-65.74	-11.33	-13.0	-52.74	61.00	Horizontal	Horizontal	Pass
1879.700	-37.05	2.76	-13.0	-24.05	192.00	Horizontal	Horizontal	N/A
1961.700	-29.57	3.34	-13.0	-16.57	287.00	Horizontal	Horizontal	N/A
2953.500	-43.36	10.96	-13.0	-30.36	350.00	Horizontal	Horizontal	Pass
8824.362	-37.32	19.94	-13.0	-24.32	310.00	Horizontal	Horizontal	Pass
13506.537	-33.61	24.11	-13.0	-20.61	22.00	Horizontal	Horizontal	Pass

RSE-H&V LTE Band 2 BW3 CH18900



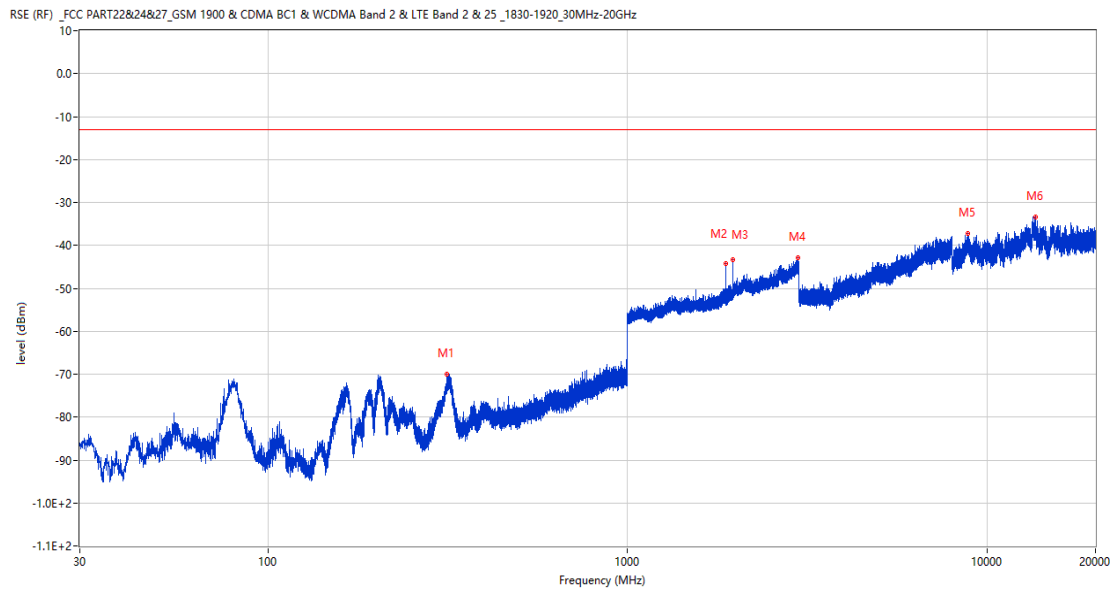
Frequency (MHz)	Result (dBm)	Factor (dB)	PK Limit (dBm)	Over Limit (dB)	Table (o)	ANT	EUT	Verdict
318.624	-66.63	-11.35	-13.0	-53.63	56.00	Horizontal	Vertical	Pass
1879.700	-37.07	2.76	-13.0	-24.07	197.00	Horizontal	Vertical	N/A
1961.500	-27.65	3.35	-13.0	-14.65	285.00	Horizontal	Vertical	N/A
2915.000	-43.21	10.84	-13.0	-30.21	304.00	Horizontal	Vertical	Pass
7941.750	-37.22	18.94	-13.0	-24.22	325.00	Horizontal	Vertical	Pass
13364.076	-33.92	24.63	-13.0	-20.92	40.00	Horizontal	Vertical	Pass

RSE-V&V LTE Band 2 BW3 CH18900



Frequency (MHz)	Result (dBm)	Factor (dB)	PK Limit (dBm)	Over Limit (dB)	Table (o)	ANT	EUT	Verdict
318.672	-67.86	-11.35	-13.0	-54.86	360.00	Vertical	Vertical	Pass
1879.600	-38.94	2.76	-13.0	-25.94	89.00	Vertical	Vertical	N/A
1960.600	-41.12	3.40	-13.0	-28.12	158.00	Vertical	Vertical	N/A
2966.800	-43.32	11.75	-13.0	-30.32	339.00	Vertical	Vertical	Pass
7982.500	-37.24	18.17	-13.0	-24.24	153.00	Vertical	Vertical	Pass
13569.974	-33.11	25.08	-13.0	-20.11	182.00	Vertical	Vertical	Pass

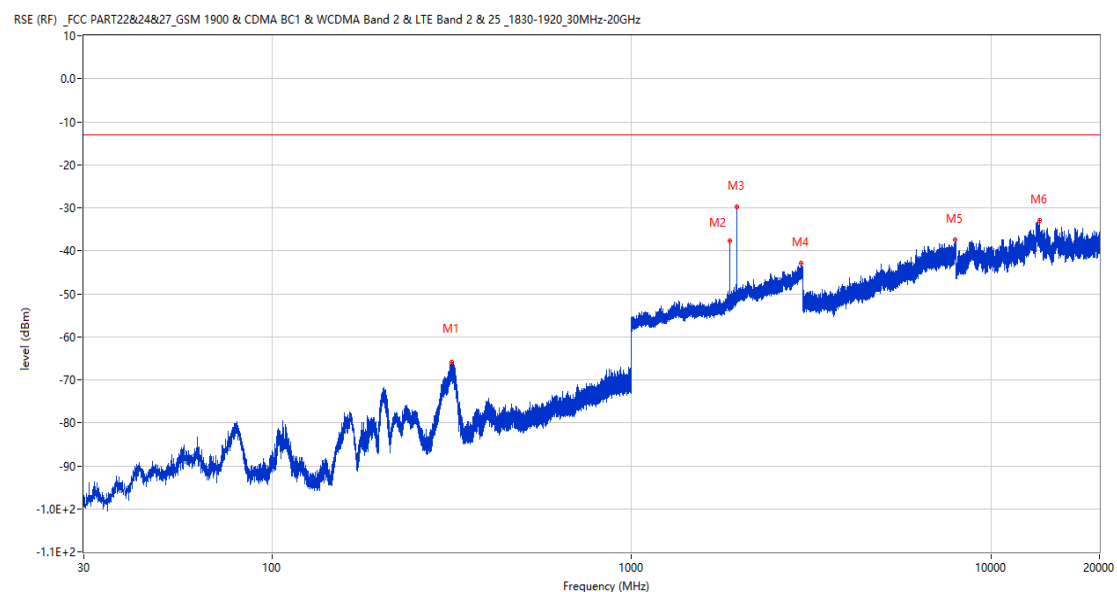
RSE-V&H LTE Band 2 BW3 CH18900



Frequency (MHz)	Result (dBm)	Factor (dB)	PK Limit (dBm)	Over Limit (dB)	Table (o)	ANT	EUT	Verdict
315.034	-69.95	-11.45	-13.0	-56.95	298.00	Vertical	Horizontal	Pass
1879.600	-44.30	2.76	-13.0	-31.30	54.00	Vertical	Horizontal	N/A
1961.200	-43.31	3.37	-13.0	-30.31	341.00	Vertical	Horizontal	N/A
2969.800	-42.96	11.87	-13.0	-29.96	116.00	Vertical	Horizontal	Pass
8854.762	-37.26	20.30	-13.0	-24.26	119.00	Vertical	Horizontal	Pass
13638.850	-33.32	24.84	-13.0	-20.32	40.00	Vertical	Horizontal	Pass

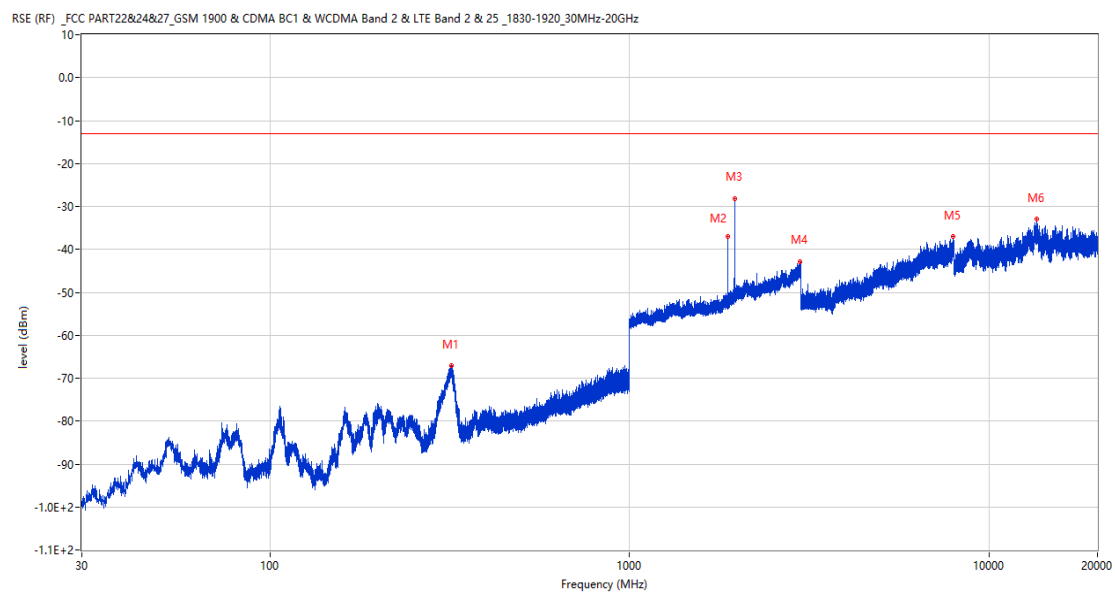
8.3 LTE Band 2 BW5, Middle Channel

RSE-H&H LTE Band 2 BW5 CH18900



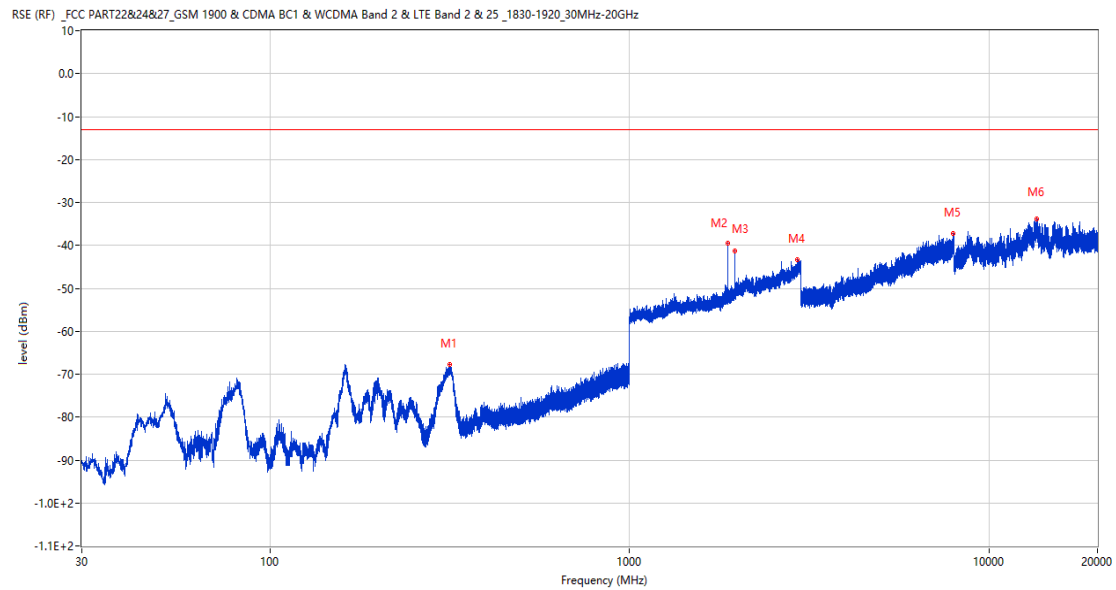
Frequency (MHz)	Result (dBm)	Factor (dB)	PK Limit (dBm)	Over Limit (dB)	Table (o)	ANT	EUT	Verdict
315.956	-65.83	-11.45	-13.0	-52.83	71.00	Horizontal	Horizontal	Pass
1878.800	-37.60	2.75	-13.0	-24.60	185.00	Horizontal	Horizontal	N/A
1962.500	-29.73	3.29	-13.0	-16.73	283.00	Horizontal	Horizontal	N/A
2966.000	-42.96	11.65	-13.0	-29.96	103.00	Horizontal	Horizontal	Pass
7947.000	-37.36	18.77	-13.0	-24.36	28.00	Horizontal	Horizontal	Pass
13598.975	-33.01	24.88	-13.0	-20.01	87.00	Horizontal	Horizontal	Pass

RSE-H&V LTE Band 2 BW5 CH18900



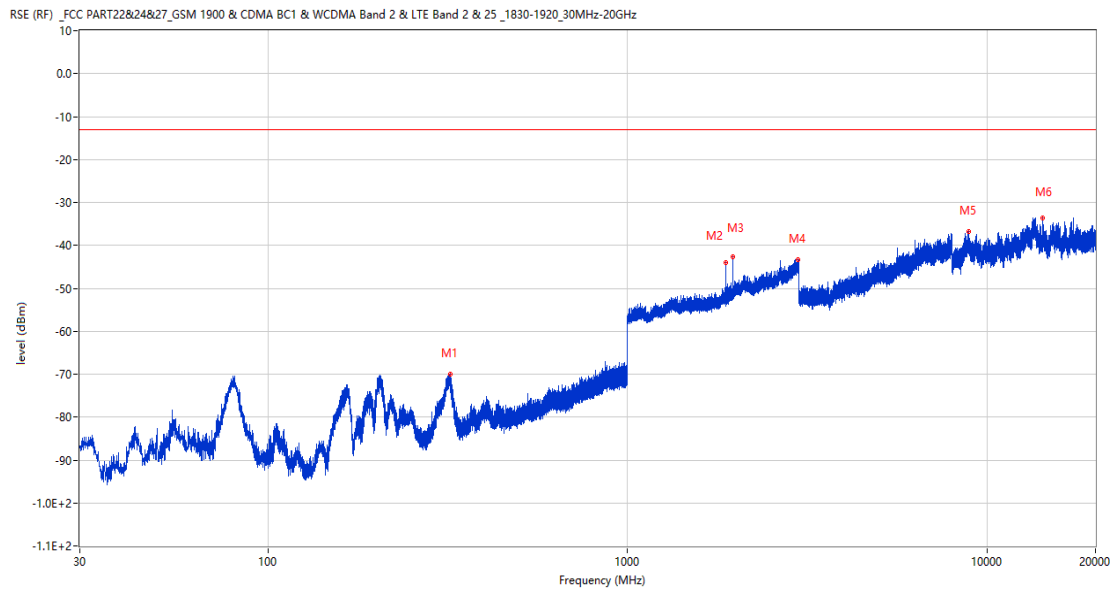
Frequency (MHz)	Result (dBm)	Factor (dB)	PK Limit (dBm)	Over Limit (dB)	Table (o)	ANT	EUT	Verdict
320.272	-67.08	-11.29	-13.0	-54.08	55.00	Horizontal	Vertical	Pass
1878.700	-37.07	2.75	-13.0	-24.07	208.00	Horizontal	Vertical	N/A
1959.100	-28.08	3.38	-13.0	-15.08	120.00	Horizontal	Vertical	N/A
2973.100	-42.96	11.84	-13.0	-29.96	214.00	Horizontal	Vertical	Pass
7949.250	-36.90	18.66	-13.0	-23.90	134.00	Horizontal	Vertical	Pass
13564.900	-32.95	25.12	-13.0	-19.95	1.00	Horizontal	Vertical	Pass

RSE-V&V LTE Band 2 BW5 CH18900



Frequency (MHz)	Result (dBm)	Factor (dB)	PK Limit (dBm)	Over Limit (dB)	Table (o)	ANT	EUT	Verdict
316.150	-67.75	-11.48	-13.0	-54.75	357.00	Vertical	Vertical	Pass
1878.900	-39.45	2.75	-13.0	-26.45	53.00	Vertical	Vertical	N/A
1959.900	-41.23	3.40	-13.0	-28.23	152.00	Vertical	Vertical	N/A
2923.800	-43.36	10.82	-13.0	-30.36	239.00	Vertical	Vertical	Pass
7931.750	-37.17	18.77	-13.0	-24.17	92.00	Vertical	Vertical	Pass
13528.287	-33.74	24.66	-13.0	-20.74	225.00	Vertical	Vertical	Pass

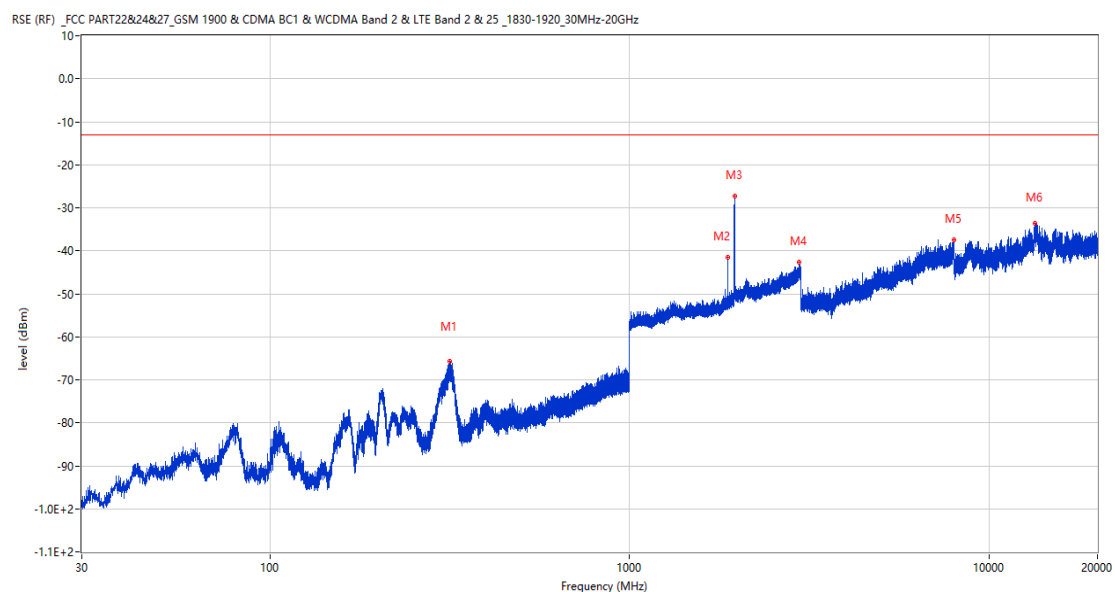
RSE-V&H LTE Band 2 BW5 CH18900



Frequency (MHz)	Result (dBm)	Factor (dB)	PK Limit (dBm)	Over Limit (dB)	Table (o)	ANT	EUT	Verdict
321.340	-70.03	-11.24	-13.0	-57.03	288.00	Vertical	Horizontal	Pass
1878.700	-43.94	2.75	-13.0	-30.94	58.00	Vertical	Horizontal	N/A
1959.500	-42.56	3.36	-13.0	-29.56	121.00	Vertical	Horizontal	N/A
2971.800	-43.41	11.86	-13.0	-30.41	209.00	Vertical	Horizontal	Pass
8867.350	-36.79	20.15	-13.0	-23.79	264.00	Vertical	Horizontal	Pass
14298.237	-33.73	24.24	-13.0	-20.73	136.00	Vertical	Horizontal	Pass

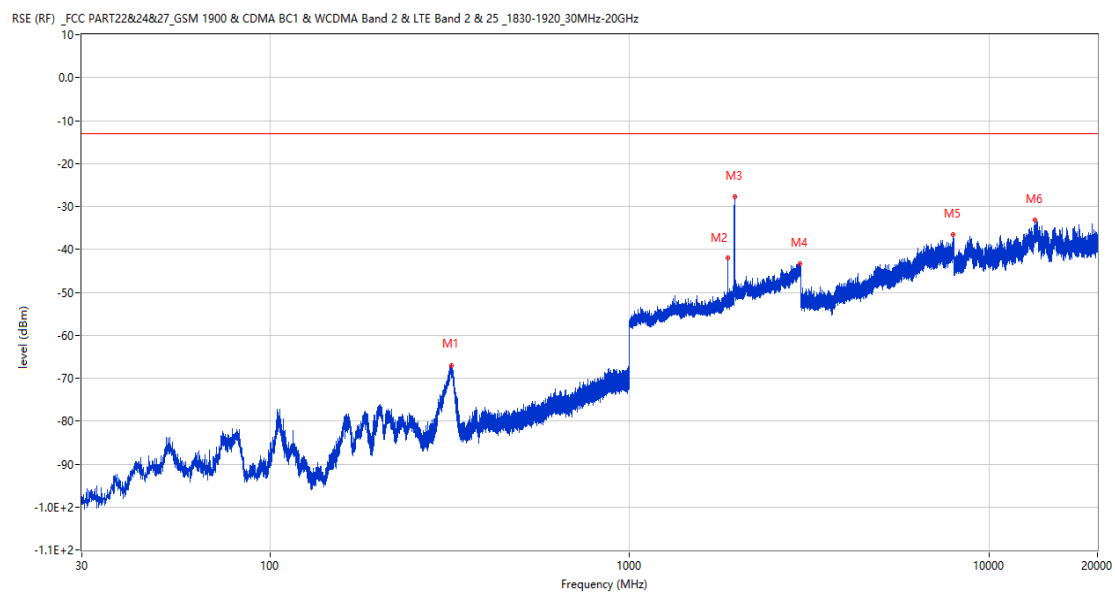
8.4 LTE Band 2 BW10, Middle Channel

RSE-H&H LTE Band 2 BW10 CH18900



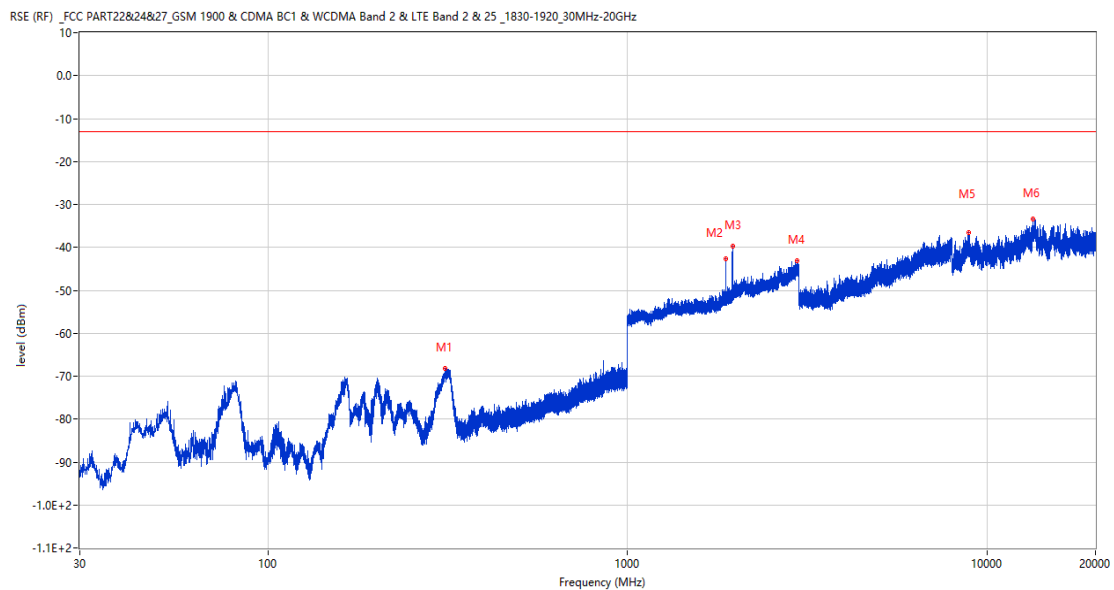
Frequency (MHz)	Result (dBm)	Factor (dB)	PK Limit (dBm)	Over Limit (dB)	Table (o)	ANT	EUT	Verdict
316.102	-65.80	-11.47	-13.0	-52.80	68.00	Horizontal	Horizontal	Pass
1876.500	-41.61	2.73	-13.0	-28.61	186.00	Horizontal	Horizontal	N/A
1962.000	-27.40	3.33	-13.0	-14.40	287.00	Horizontal	Horizontal	N/A
2967.300	-42.67	11.80	-13.0	-29.67	198.00	Horizontal	Horizontal	Pass
7990.000	-37.52	18.40	-13.0	-24.52	4.00	Horizontal	Horizontal	Pass
13406.125	-33.51	24.81	-13.0	-20.51	3.00	Horizontal	Horizontal	Pass

RSE-H&V LTE Band 2 BW10 CH18900



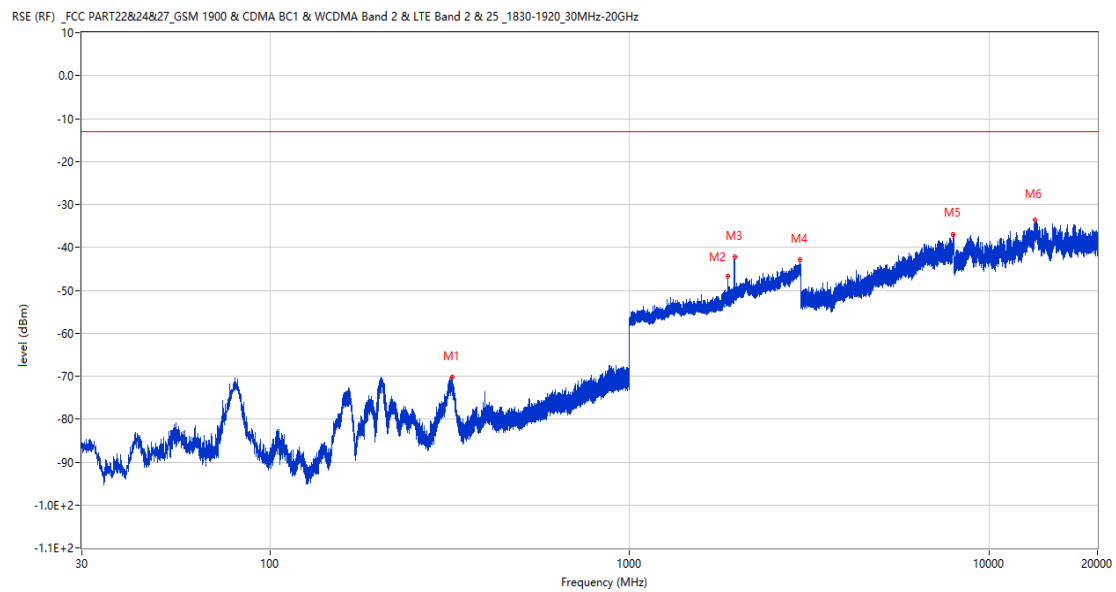
Frequency (MHz)	Result (dBm)	Factor (dB)	PK Limit (dBm)	Over Limit (dB)	Table (o)	ANT	EUT	Verdict
319.884	-66.97	-11.32	-13.0	-53.97	63.00	Horizontal	Vertical	Pass
1876.400	-41.99	2.73	-13.0	-28.99	189.00	Horizontal	Vertical	N/A
1959.300	-27.71	3.35	-13.0	-14.71	109.00	Horizontal	Vertical	N/A
2969.700	-43.42	11.87	-13.0	-30.42	360.00	Horizontal	Vertical	Pass
7926.750	-36.62	18.45	-13.0	-23.62	274.00	Horizontal	Vertical	Pass
13396.338	-33.15	24.83	-13.0	-20.15	62.00	Horizontal	Vertical	Pass

RSE-V&V LTE Band 2 BW10 CH18900



Frequency (MHz)	Result (dBm)	Factor (dB)	PK Limit (dBm)	Over Limit (dB)	Table (o)	ANT	EUT	Verdict
311.785	-68.28	-11.58	-13.0	-55.28	1.00	Vertical	Vertical	Pass
1876.400	-42.66	2.73	-13.0	-29.66	90.00	Vertical	Vertical	N/A
1963.500	-39.81	3.30	-13.0	-26.81	159.00	Vertical	Vertical	N/A
2969.600	-43.18	11.88	-13.0	-30.18	197.00	Vertical	Vertical	Pass
8864.737	-36.63	20.18	-13.0	-23.63	360.00	Vertical	Vertical	Pass
13433.312	-33.32	24.62	-13.0	-20.32	69.00	Vertical	Vertical	Pass

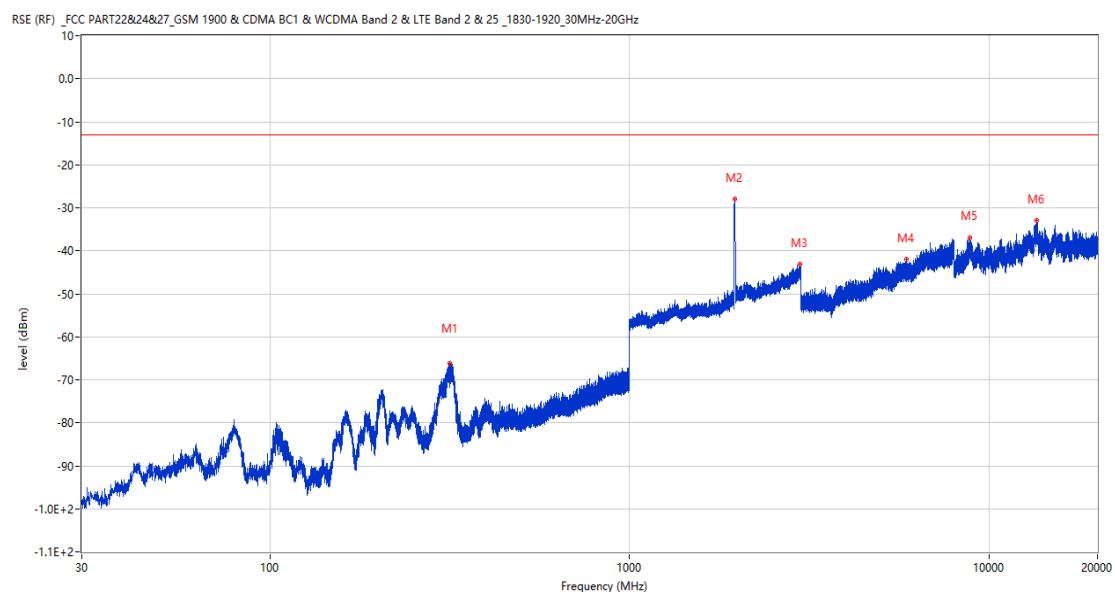
RSE-V&H LTE Band 2 BW10 CH18900



Frequency (MHz)	Result (dBm)	Factor (dB)	PK Limit (dBm)	Over Limit (dB)	Table (o)	ANT	EUT	Verdict
321.000	-70.19	-11.25	-13.0	-57.19	311.00	Vertical	Horizontal	Pass
1876.800	-46.76	2.74	-13.0	-33.76	51.00	Vertical	Horizontal	N/A
1961.200	-42.27	3.37	-13.0	-29.27	115.00	Vertical	Horizontal	N/A
2973.100	-42.94	11.84	-13.0	-29.94	202.00	Vertical	Horizontal	Pass
7944.250	-36.95	18.88	-13.0	-23.95	112.00	Vertical	Horizontal	Pass
13401.050	-33.59	24.84	-13.0	-20.59	248.00	Vertical	Horizontal	Pass

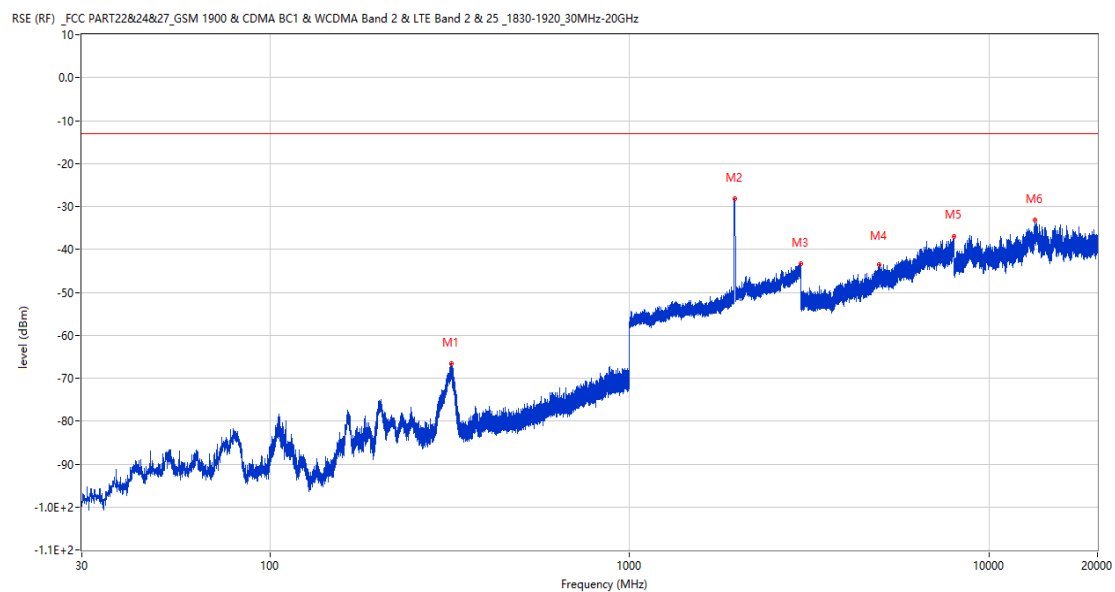
8.5 LTE Band 2 BW15, Middle Channel

RSE-H&H LTE Band 2 BW15 CH18900



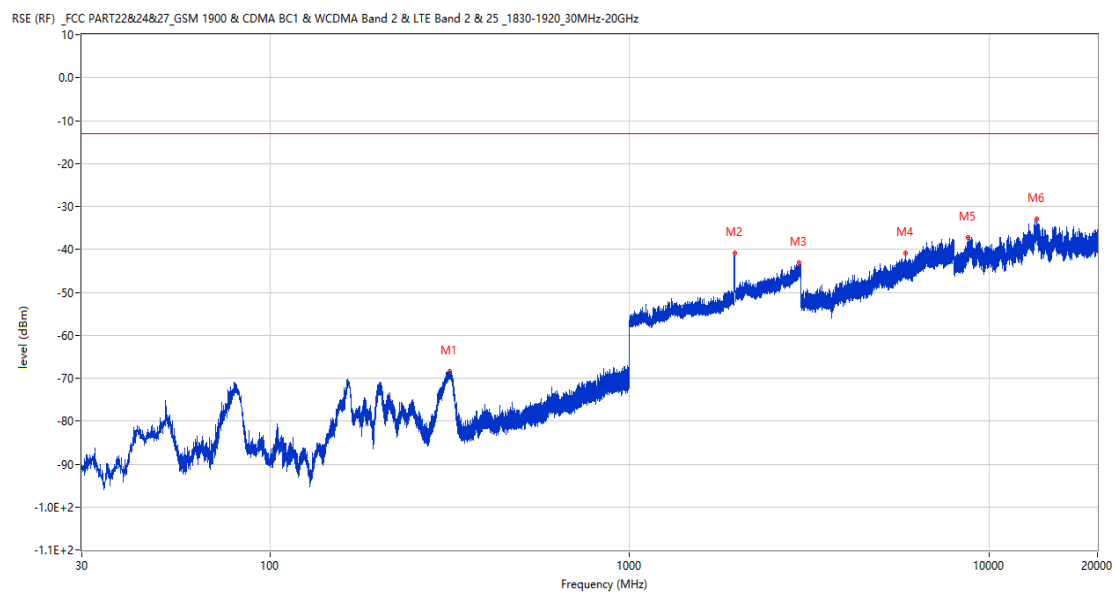
Frequency (MHz)	Result (dBm)	Factor (dB)	PK Limit (dBm)	Over Limit (dB)	Table (o)	ANT	EUT	Verdict
316.102	-66.18	-11.47	-13.0	-53.18	64.00	Horizontal	Horizontal	Pass
1965.800	-28.08	3.33	-13.0	-15.08	283.00	Horizontal	Horizontal	N/A
2981.500	-43.15	10.93	-13.0	-30.15	133.00	Horizontal	Horizontal	Pass
5897.750	-41.94	14.63	-13.0	-28.94	360.00	Horizontal	Horizontal	Pass
8823.412	-37.09	19.92	-13.0	-24.09	208.00	Horizontal	Horizontal	Pass
13553.662	-32.86	25.19	-13.0	-19.86	360.00	Horizontal	Horizontal	Pass

RSE-H&V LTE Band 2 BW15 CH18900



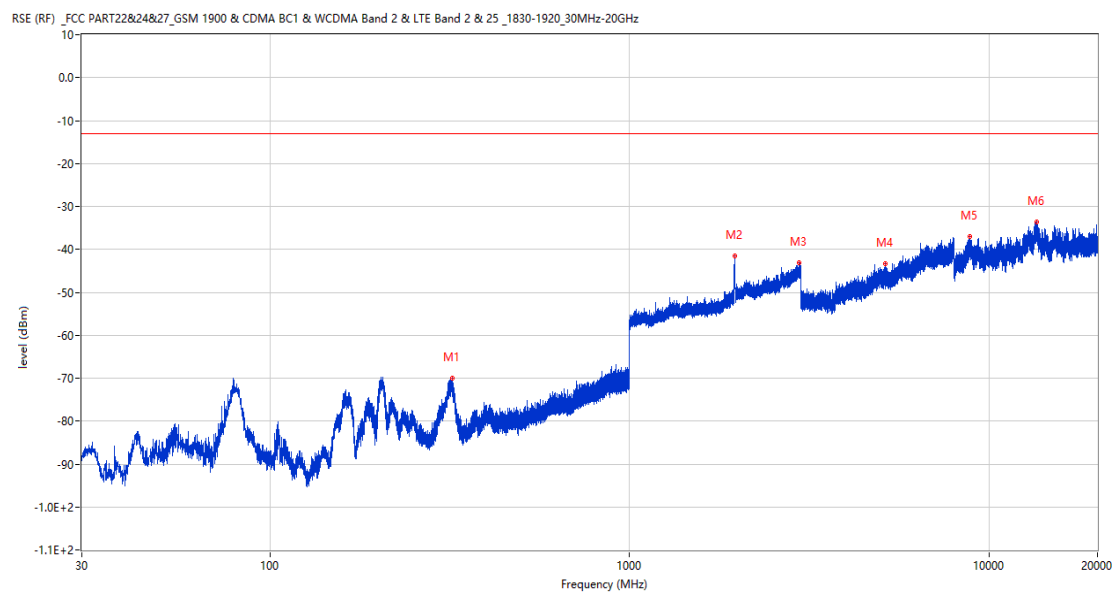
Frequency (MHz)	Result (dBm)	Factor (dB)	PK Limit (dBm)	Over Limit (dB)	Table (o)	ANT	EUT	Verdict
320.612	-66.69	-11.26	-13.0	-53.69	60.00	Horizontal	Vertical	Pass
1965.500	-28.11	3.31	-13.0	-15.11	297.00	Horizontal	Vertical	N/A
2990.500	-43.42	10.85	-13.0	-30.42	358.00	Horizontal	Vertical	Pass
4944.750	-43.56	12.80	-13.0	-30.56	119.00	Horizontal	Vertical	Pass
7996.500	-37.06	18.80	-13.0	-24.06	333.00	Horizontal	Vertical	Pass
13387.275	-33.18	24.77	-13.0	-20.18	92.00	Horizontal	Vertical	Pass

RSE-V&V LTE Band 2 BW15 CH18900



Frequency (MHz)	Result (dBm)	Factor (dB)	PK Limit (dBm)	Over Limit (dB)	Table (o)	ANT	EUT	Verdict
315.422	-68.38	-11.39	-13.0	-55.38	349.00	Vertical	Vertical	Pass
1961.400	-40.92	3.36	-13.0	-27.92	153.00	Vertical	Vertical	N/A
2961.300	-43.14	11.20	-13.0	-30.14	115.00	Vertical	Vertical	Pass
5852.750	-40.84	14.44	-13.0	-27.84	291.00	Vertical	Vertical	Pass
8755.250	-37.15	18.91	-13.0	-24.15	3.00	Vertical	Vertical	Pass
13526.838	-33.01	24.63	-13.0	-20.01	294.00	Vertical	Vertical	Pass

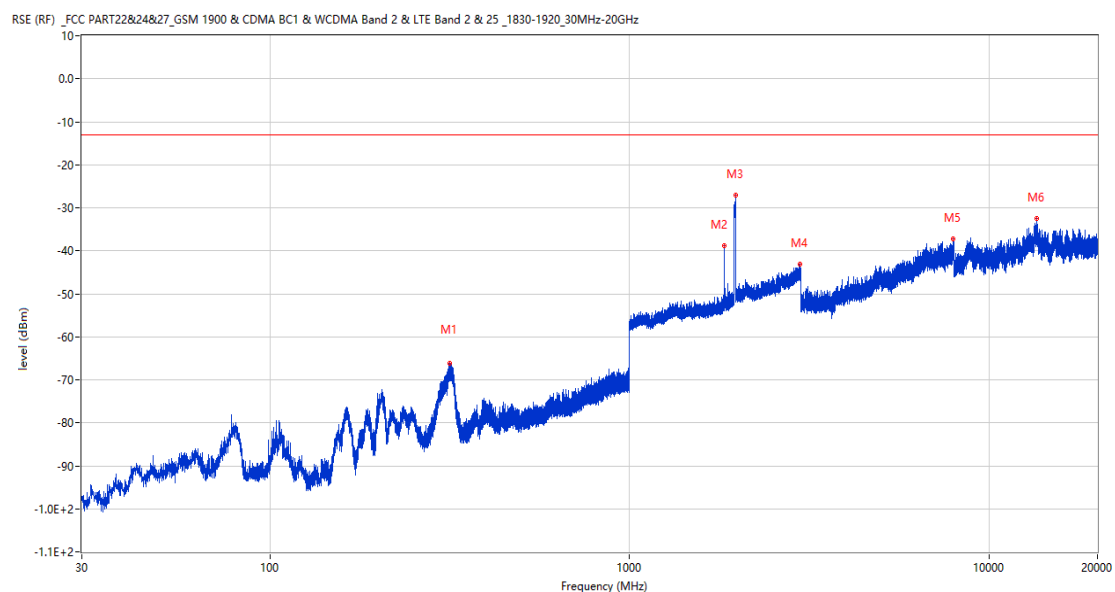
RSE-V&H LTE Band 2 BW15 CH18900



Frequency (MHz)	Result (dBm)	Factor (dB)	PK Limit (dBm)	Over Limit (dB)	Table (o)	ANT	EUT	Verdict
320.952	-70.05	-11.25	-13.0	-57.05	283.00	Vertical	Horizontal	Pass
1960.600	-41.57	3.40	-13.0	-28.57	234.00	Vertical	Horizontal	N/A
2962.800	-43.22	11.31	-13.0	-30.22	209.00	Vertical	Horizontal	Pass
5130.750	-43.35	12.23	-13.0	-30.35	74.00	Vertical	Horizontal	Pass
8856.424	-37.11	20.28	-13.0	-24.11	109.00	Vertical	Horizontal	Pass
13555.112	-33.63	25.18	-13.0	-20.63	342.00	Vertical	Horizontal	Pass

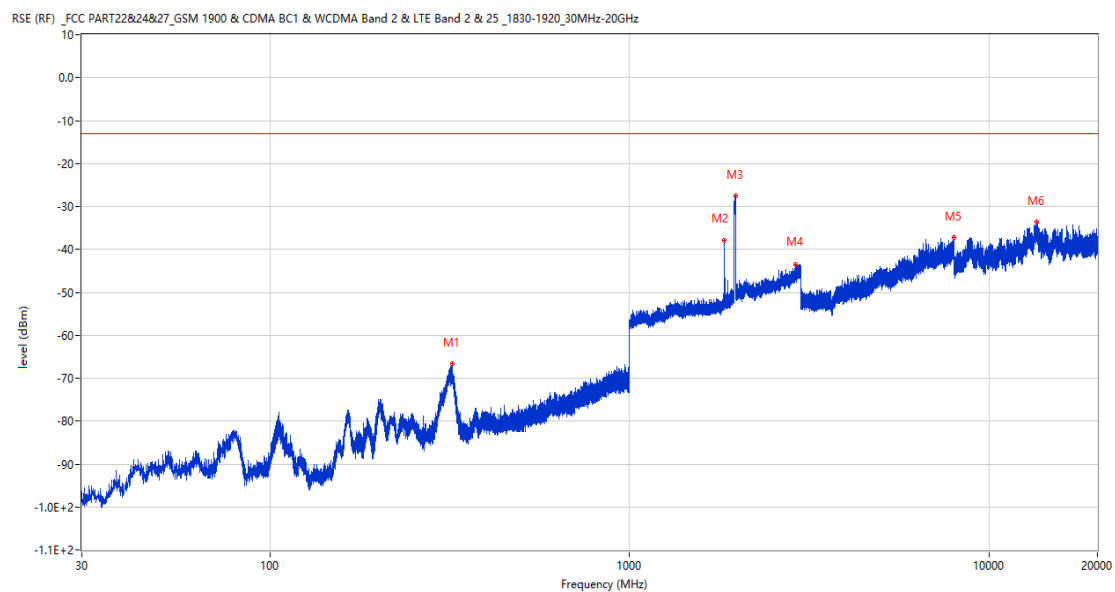
8.6 LTE Band 2 BW20, Middle Channel

RSE-H&H LTE Band 2 BW20 CH18900



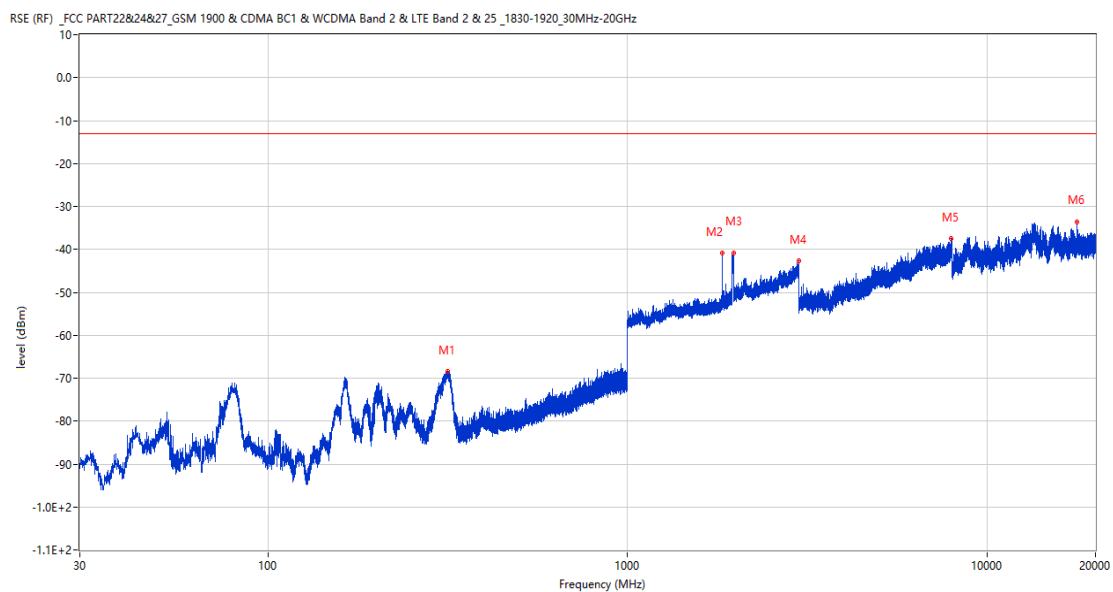
Frequency (MHz)	Result (dBm)	Factor (dB)	PK Limit (dBm)	Over Limit (dB)	Table (o)	ANT	EUT	Verdict
316.878	-66.27	-11.42	-13.0	-53.27	64.00	Horizontal	Horizontal	Pass
1836.200	-38.88	1.98	-13.0	-25.88	33.00	Horizontal	Horizontal	N/A
1968.500	-27.11	3.44	-13.0	-14.11	296.00	Horizontal	Horizontal	N/A
2972.900	-43.02	11.87	-13.0	-30.02	8.00	Horizontal	Horizontal	Pass
7932.750	-37.26	18.74	-13.0	-24.26	1.00	Horizontal	Horizontal	Pass
13539.888	-32.40	24.96	-13.0	-19.40	68.00	Horizontal	Horizontal	Pass

RSE-H&V LTE Band 2 BW20 CH18900



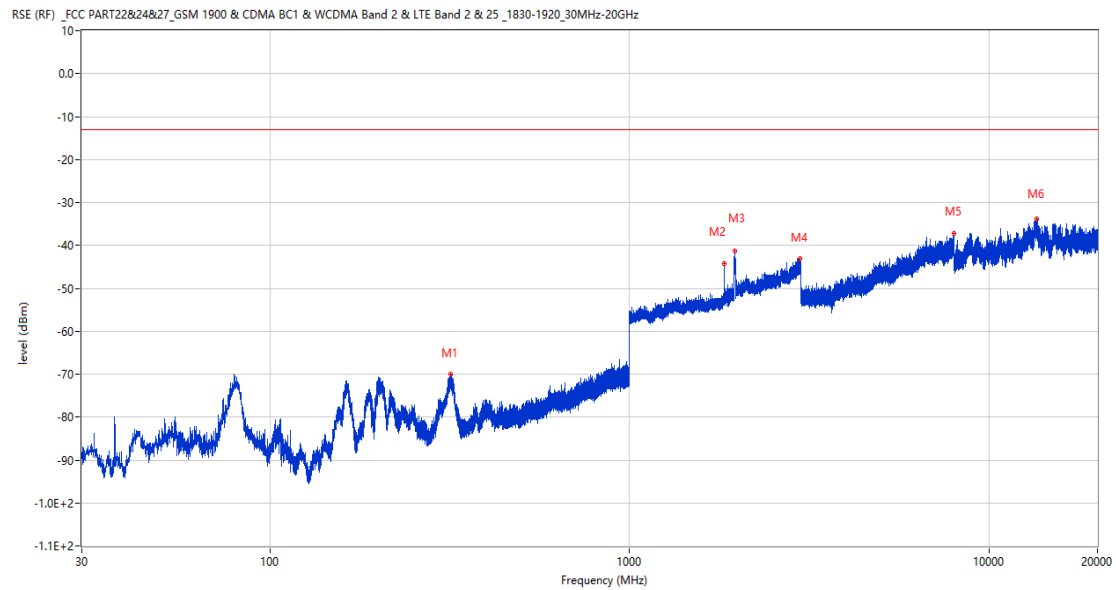
Frequency (MHz)	Result (dBm)	Factor (dB)	PK Limit (dBm)	Over Limit (dB)	Table (o)	ANT	EUT	Verdict
320.952	-66.70	-11.25	-13.0	-53.70	57.00	Horizontal	Vertical	Pass
1836.600	-37.81	2.14	-13.0	-24.81	195.00	Horizontal	Vertical	N/A
1968.800	-27.50	3.45	-13.0	-14.50	283.00	Horizontal	Vertical	N/A
2898.000	-43.54	10.99	-13.0	-30.54	308.00	Horizontal	Vertical	Pass
7998.000	-37.23	18.89	-13.0	-24.23	290.00	Horizontal	Vertical	Pass
13560.188	-33.59	25.15	-13.0	-20.59	86.00	Horizontal	Vertical	Pass

RSE-V&V LTE Band 2 BW20 CH18900



Frequency (MHz)	Result (dBm)	Factor (dB)	PK Limit (dBm)	Over Limit (dB)	Table (o)	ANT	EUT	Verdict
316.538	-68.36	-11.47	-13.0	-55.36	350.00	Vertical	Vertical	Pass
1836.500	-40.80	2.10	-13.0	-27.80	106.00	Vertical	Vertical	N/A
1968.800	-40.84	3.45	-13.0	-27.84	163.00	Vertical	Vertical	N/A
2989.400	-42.75	10.87	-13.0	-29.75	319.00	Vertical	Vertical	Pass
7936.250	-37.36	18.91	-13.0	-24.36	201.00	Vertical	Vertical	Pass
17815.937	-33.66	22.29	-13.0	-20.66	159.00	Vertical	Vertical	Pass

RSE-V&H LTE Band 2 BW20 CH18900

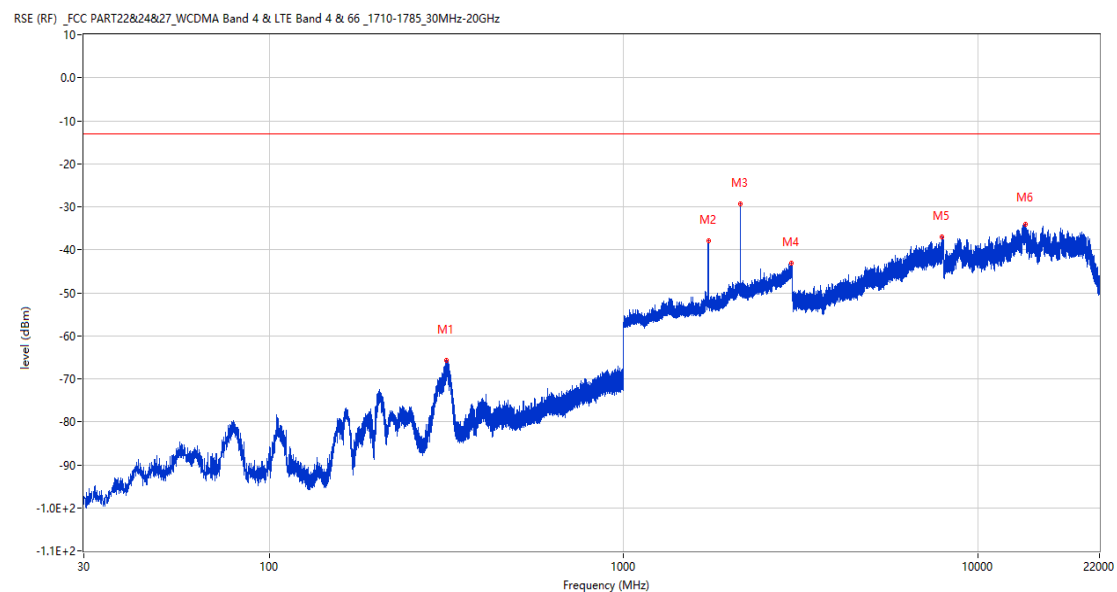


Frequency (MHz)	Result (dBm)	Factor (dB)	PK Limit (dBm)	Over Limit (dB)	Table (o)	ANT	EUT	Verdict
318.090	-70.09	-11.36	-13.0	-57.09	300.00	Vertical	Horizontal	Pass
1836.500	-44.30	2.10	-13.0	-31.30	46.00	Vertical	Horizontal	N/A
1964.700	-41.30	3.30	-13.0	-28.30	115.00	Vertical	Horizontal	N/A
2976.200	-43.13	11.60	-13.0	-30.13	253.00	Vertical	Horizontal	Pass
7998.500	-37.16	18.88	-13.0	-24.16	328.00	Vertical	Horizontal	Pass
13571.787	-33.80	25.07	-13.0	-20.80	0.00	Vertical	Horizontal	Pass

9 LTE Band 4

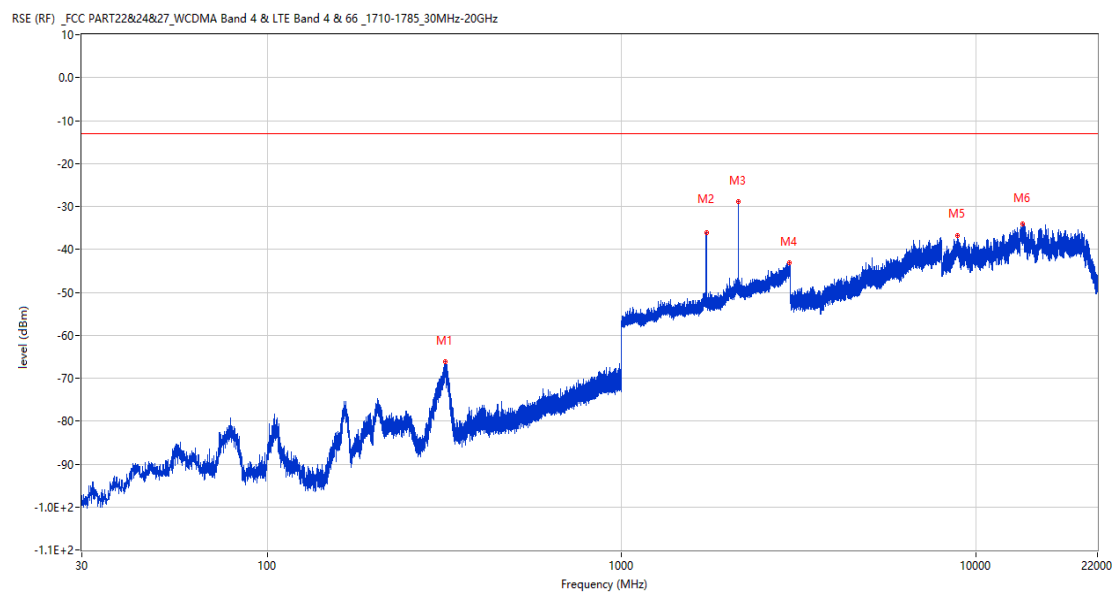
9.1 LTE Band 4 BW1.4, Middle Channel

RSE-H&H LTE Band 4 BW1.4 CH20175



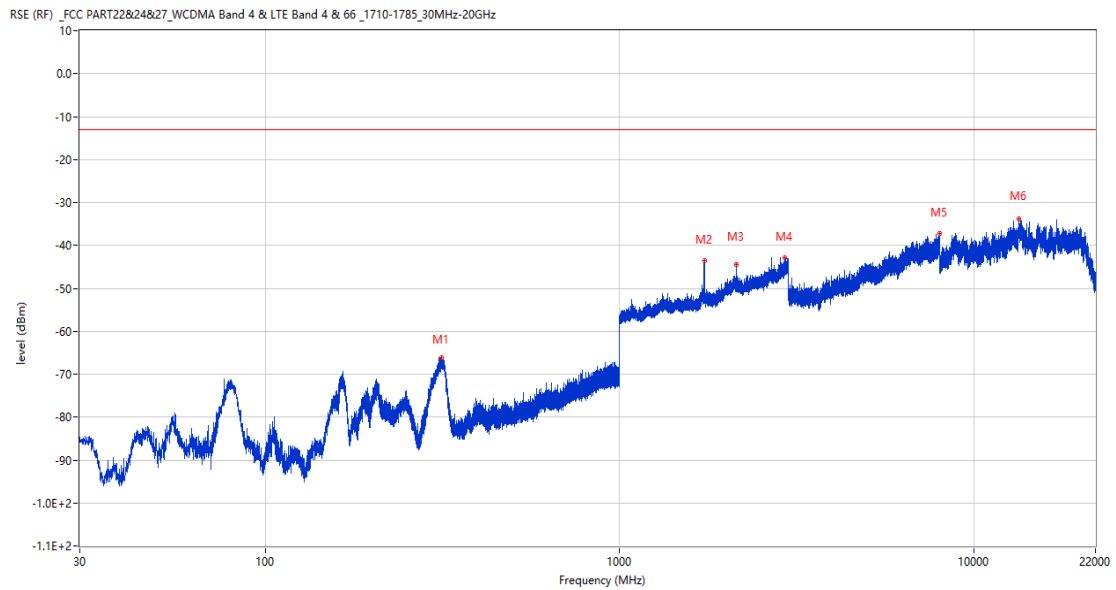
Frequency (MHz)	Result (dBm)	Factor (dB)	PK Limit (dBm)	Over Limit (dB)	Table (o)	ANT	EUT	Verdict
316.053	-65.82	-11.47	-13.0	-52.82	64.00	Horizontal	Horizontal	Pass
1733.100	-37.97	2.44	-13.0	-24.97	34.00	Horizontal	Horizontal	N/A
2133.700	-29.32	4.88	-13.0	-16.32	273.00	Horizontal	Horizontal	N/A
2977.200	-43.06	11.73	-13.0	-30.06	305.00	Horizontal	Horizontal	Pass
7925.750	-36.99	18.44	-13.0	-23.99	127.00	Horizontal	Horizontal	Pass
13582.963	-34.09	24.99	-13.0	-21.09	133.00	Horizontal	Horizontal	Pass

RSE-H&V LTE Band 4 BW1.4 CH20175



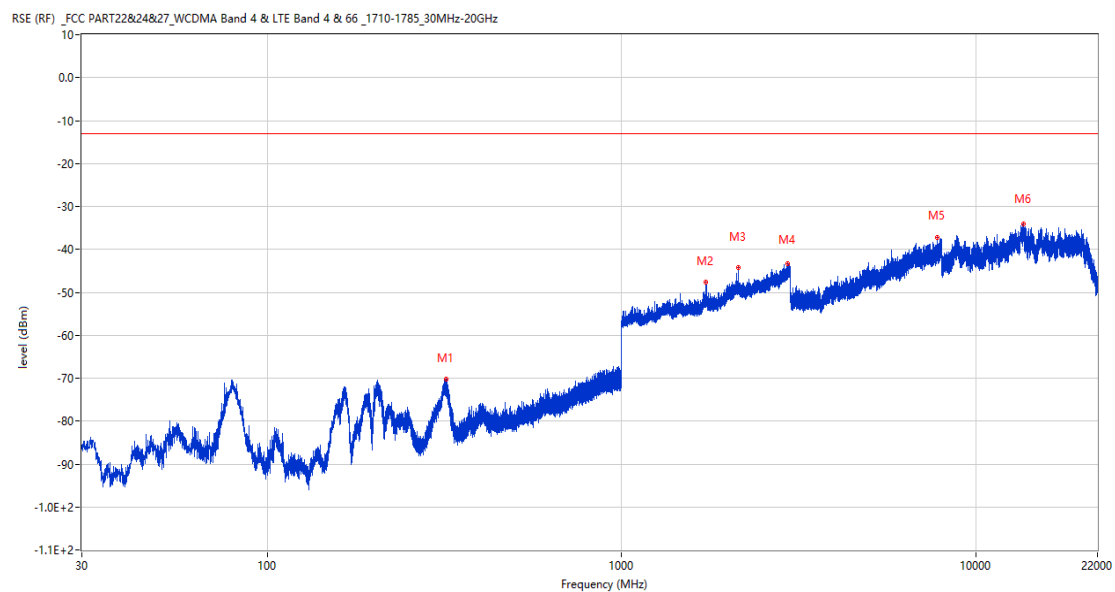
Frequency (MHz)	Result (dBm)	Factor (dB)	PK Limit (dBm)	Over Limit (dB)	Table (o)	ANT	EUT	Verdict
318.478	-66.23	-11.35	-13.0	-53.23	67.00	Horizontal	Vertical	Pass
1733.000	-36.10	2.44	-13.0	-23.10	199.00	Horizontal	Vertical	N/A
2133.300	-28.88	4.86	-13.0	-15.88	281.00	Horizontal	Vertical	N/A
2982.600	-43.06	11.06	-13.0	-30.06	288.00	Horizontal	Vertical	Pass
8850.962	-36.75	20.35	-13.0	-23.75	118.00	Horizontal	Vertical	Pass
13539.025	-34.09	24.94	-13.0	-21.09	360.00	Horizontal	Vertical	Pass

RSE-V&V LTE Band 4 BW1.4 CH20175



Frequency (MHz)	Result (dBm)	Factor (dB)	PK Limit (dBm)	Over Limit (dB)	Table (o)	ANT	EUT	Verdict
313.774	-66.11	-11.55	-13.0	-53.11	360.00	Vertical	Vertical	Pass
1733.200	-43.66	2.44	-13.0	-30.66	144.00	Vertical	Vertical	N/A
2133.500	-44.40	4.86	-13.0	-31.40	351.00	Vertical	Vertical	N/A
2928.700	-42.96	10.59	-13.0	-29.96	21.00	Vertical	Vertical	Pass
7997.250	-37.15	18.86	-13.0	-24.15	331.00	Vertical	Vertical	Pass
13381.775	-33.94	24.74	-13.0	-20.94	183.00	Vertical	Vertical	Pass

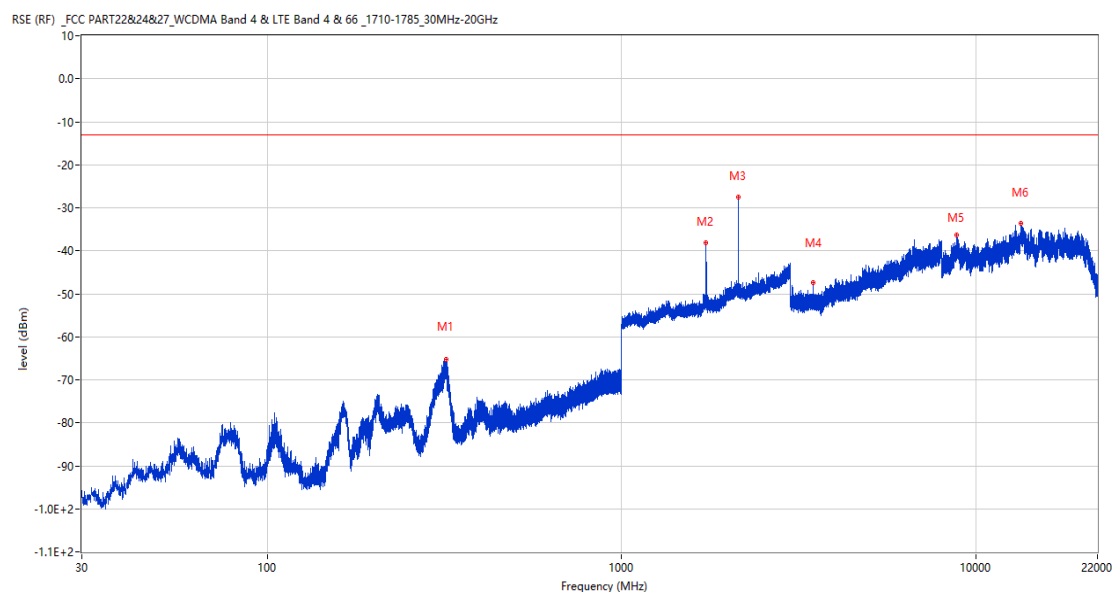
RSE-V&H LTE Band 4 BW1.4 CH20175



Frequency (MHz)	Result (dBm)	Factor (dB)	PK Limit (dBm)	Over Limit (dB)	Table (o)	ANT	EUT	Verdict
320.127	-70.15	-11.30	-13.0	-57.15	308.00	Vertical	Horizontal	Pass
1732.800	-47.74	2.44	-13.0	-34.74	107.00	Vertical	Horizontal	N/A
2133.200	-44.17	4.87	-13.0	-31.17	345.00	Vertical	Horizontal	N/A
2939.200	-43.42	11.07	-13.0	-30.42	70.00	Vertical	Horizontal	Pass
7784.500	-37.16	18.26	-13.0	-24.16	0.00	Vertical	Horizontal	Pass
13588.975	-34.03	24.95	-13.0	-21.03	41.00	Vertical	Horizontal	Pass

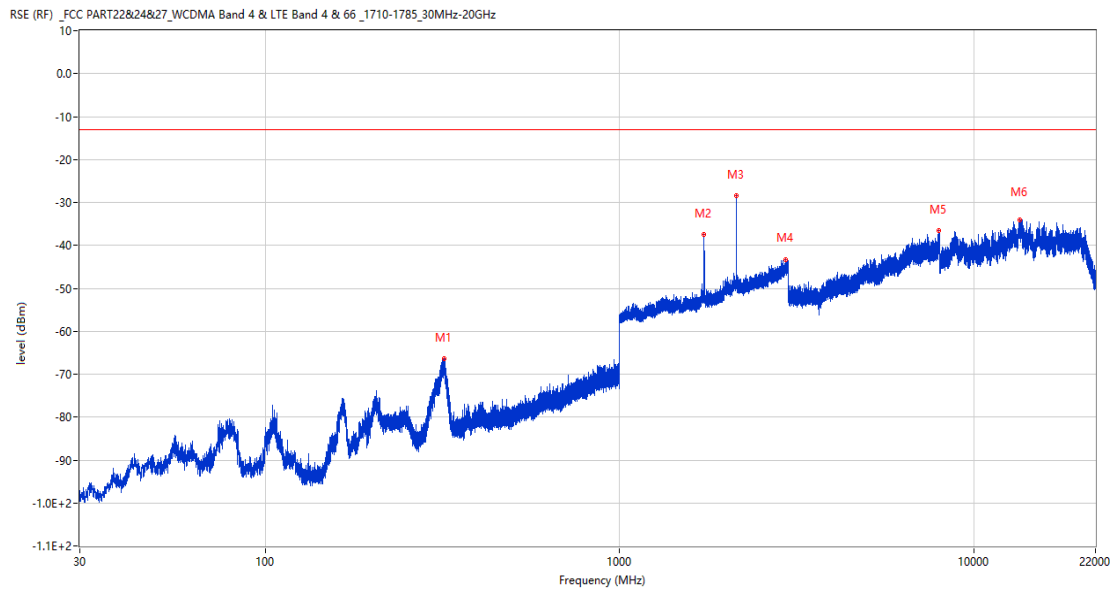
9.2 LTE Band 4 BW3, Middle Channel

RSE-H&H LTE Band 4 BW3 CH20175



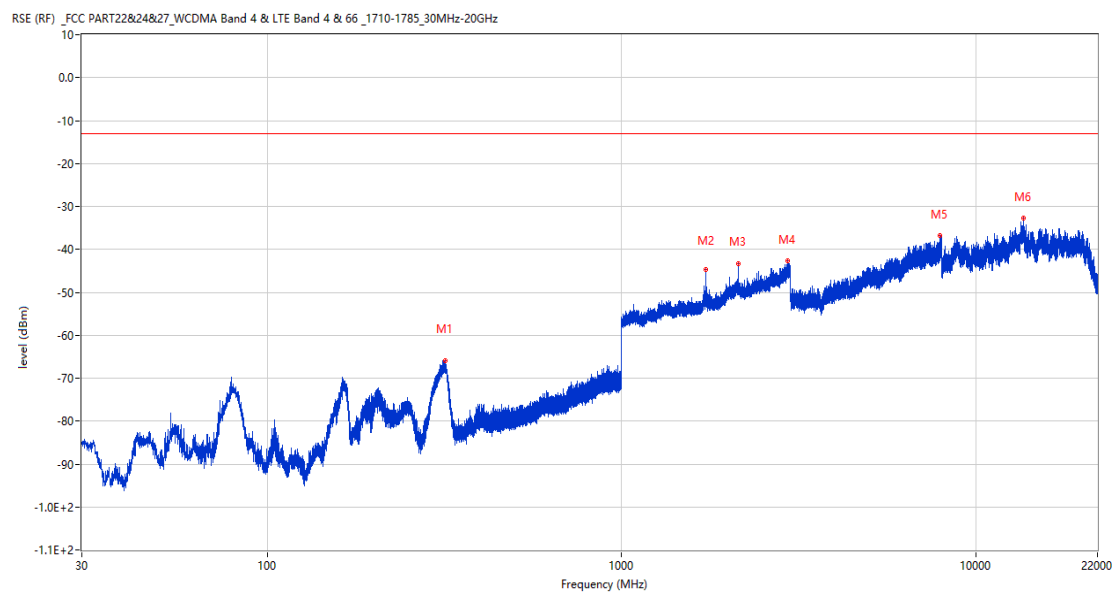
Frequency (MHz)	Result (dBm)	Factor (dB)	PK Limit (dBm)	Over Limit (dB)	Table (o)	ANT	EUT	Verdict
319.206	-65.28	-11.34	-13.0	-52.28	71.00	Horizontal	Horizontal	Pass
1732.100	-38.15	2.45	-13.0	-25.15	33.00	Horizontal	Horizontal	N/A
2132.900	-27.46	4.88	-13.0	-14.46	277.00	Horizontal	Horizontal	N/A
3463.250	-47.32	7.00	-13.0	-34.32	0.00	Horizontal	Horizontal	Pass
8820.799	-36.43	19.88	-13.0	-23.43	207.00	Horizontal	Horizontal	Pass
13365.588	-33.66	24.64	-13.0	-20.66	360.00	Horizontal	Horizontal	Pass

RSE-H&V LTE Band 4 BW3 CH20175



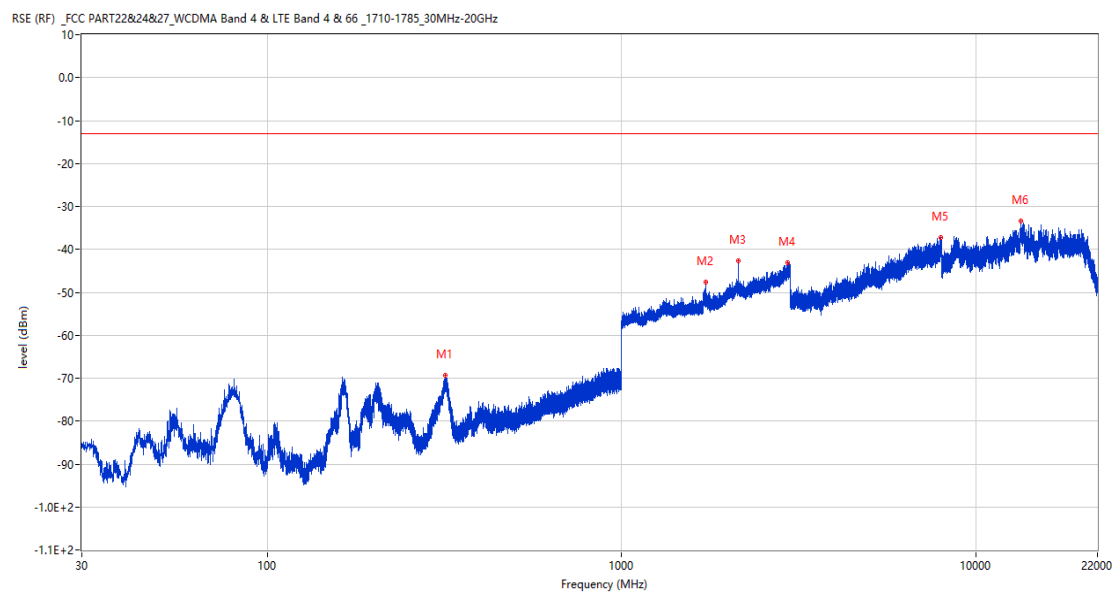
Frequency (MHz)	Result (dBm)	Factor (dB)	PK Limit (dBm)	Over Limit (dB)	Table (o)	ANT	EUT	Verdict
319.351	-66.42	-11.34	-13.0	-53.42	56.00	Horizontal	Vertical	Pass
1732.000	-37.53	2.45	-13.0	-24.53	202.00	Horizontal	Vertical	N/A
2132.800	-28.48	4.88	-13.0	-15.48	289.00	Horizontal	Vertical	N/A
2933.200	-43.40	10.42	-13.0	-30.40	110.00	Horizontal	Vertical	Pass
7944.250	-36.59	18.88	-13.0	-23.59	331.00	Horizontal	Vertical	Pass
13463.175	-34.12	24.36	-13.0	-21.12	321.00	Horizontal	Vertical	Pass

RSE-V&V LTE Band 4 BW3 CH20175



Frequency (MHz)	Result (dBm)	Factor (dB)	PK Limit (dBm)	Over Limit (dB)	Table (o)	ANT	EUT	Verdict
317.459	-65.90	-11.38	-13.0	-52.90	360.00	Vertical	Vertical	Pass
1732.200	-44.63	2.45	-13.0	-31.63	144.00	Vertical	Vertical	N/A
2133.500	-43.23	4.86	-13.0	-30.23	345.00	Vertical	Vertical	N/A
2937.300	-42.69	10.81	-13.0	-29.69	70.00	Vertical	Vertical	Pass
7920.500	-36.72	18.22	-13.0	-23.72	363.00	Vertical	Vertical	Pass
13574.638	-32.71	25.05	-13.0	-19.71	129.00	Vertical	Vertical	Pass

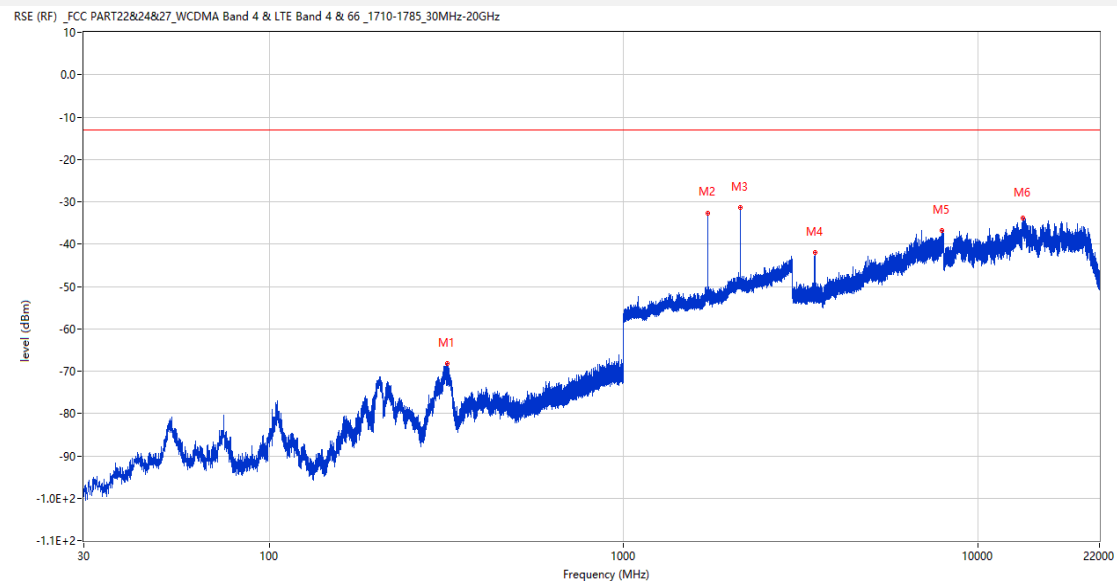
RSE-V&H LTE Band 4 BW3 CH20175



Frequency (MHz)	Result (dBm)	Factor (dB)	PK Limit (dBm)	Over Limit (dB)	Table (o)	ANT	EUT	Verdict
318.526	-69.24	-11.35	-13.0	-56.24	269.00	Vertical	Horizontal	Pass
1731.900	-47.57	2.45	-13.0	-34.57	110.00	Vertical	Horizontal	N/A
2133.100	-42.64	4.87	-13.0	-29.64	354.00	Vertical	Horizontal	N/A
2945.700	-43.22	11.03	-13.0	-30.22	304.00	Vertical	Horizontal	Pass
7944.750	-37.31	18.88	-13.0	-24.31	67.00	Vertical	Horizontal	Pass
13382.237	-33.38	24.74	-13.0	-20.38	180.00	Vertical	Horizontal	Pass

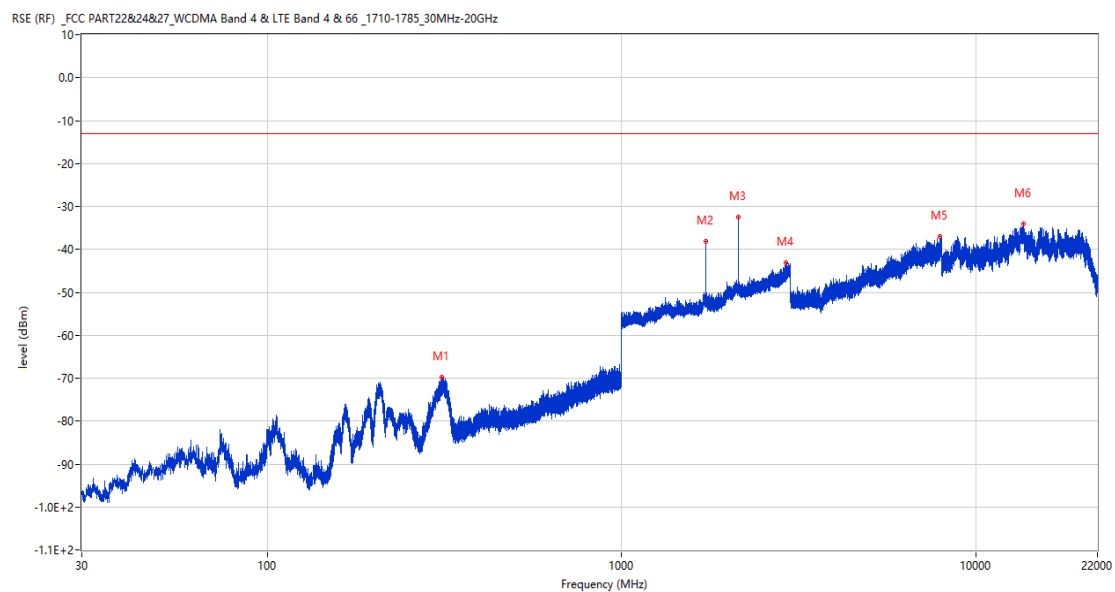
9.3 LTE Band 4 BW5, Middle Channel

RSE-H&H LTE Band 4 BW5 CH20175



Frequency (MHz)	Result (dBm)	Factor (dB)	PK Limit (dBm)	Over Limit (dB)	Table (o)	ANT	EUT	Verdict
317.508	-68.17	-11.38	-13.0	-55.17	273.00	Horizontal	Horizontal	Pass
1731.300	-32.78	2.46	-13.0	-19.78	39.00	Horizontal	Horizontal	N/A
2134.700	-31.31	5.04	-13.0	-18.31	283.00	Horizontal	Horizontal	N/A
3461.250	-41.99	7.01	-13.0	-28.99	57.00	Horizontal	Horizontal	Pass
7922.500	-36.71	18.28	-13.0	-23.71	311.00	Horizontal	Horizontal	Pass
13400.738	-33.78	24.84	-13.0	-20.78	83.00	Horizontal	Horizontal	Pass

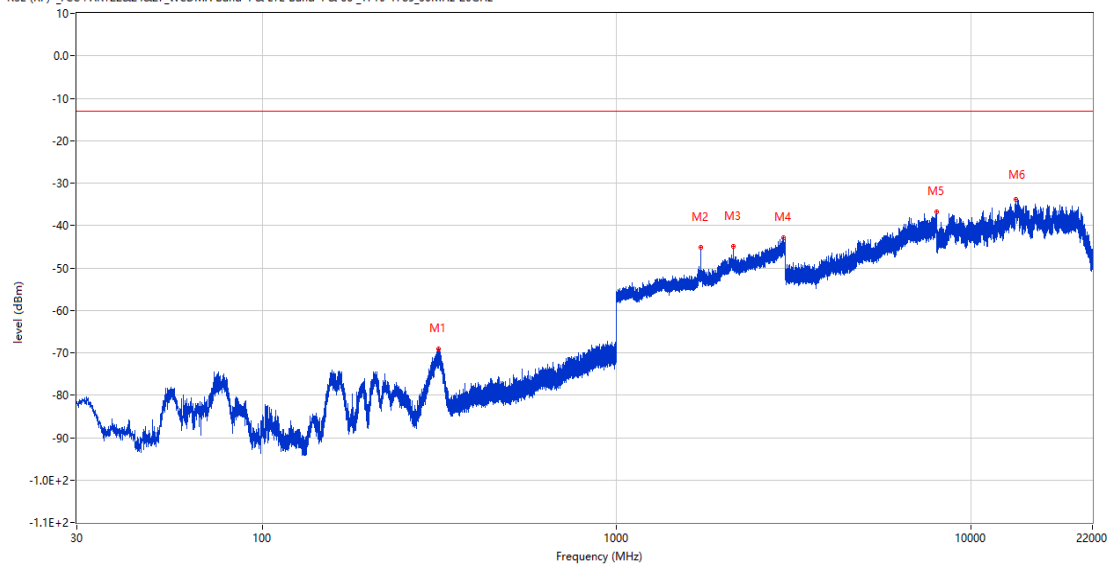
RSE-H&V LTE Band 4 BW5 CH20175



Frequency (MHz)	Result (dBm)	Factor (dB)	PK Limit (dBm)	Over Limit (dB)	Table (o)	ANT	EUT	Verdict
311.446	-69.88	-11.62	-13.0	-56.88	287.00	Horizontal	Vertical	Pass
1731.300	-38.11	2.46	-13.0	-25.11	200.00	Horizontal	Vertical	N/A
2134.000	-32.49	4.93	-13.0	-19.49	282.00	Horizontal	Vertical	N/A
2912.500	-43.16	10.43	-13.0	-30.16	325.00	Horizontal	Vertical	Pass
7925.500	-37.03	18.42	-13.0	-24.03	131.00	Horizontal	Vertical	Pass
13636.612	-34.17	24.84	-13.0	-21.17	283.00	Horizontal	Vertical	Pass

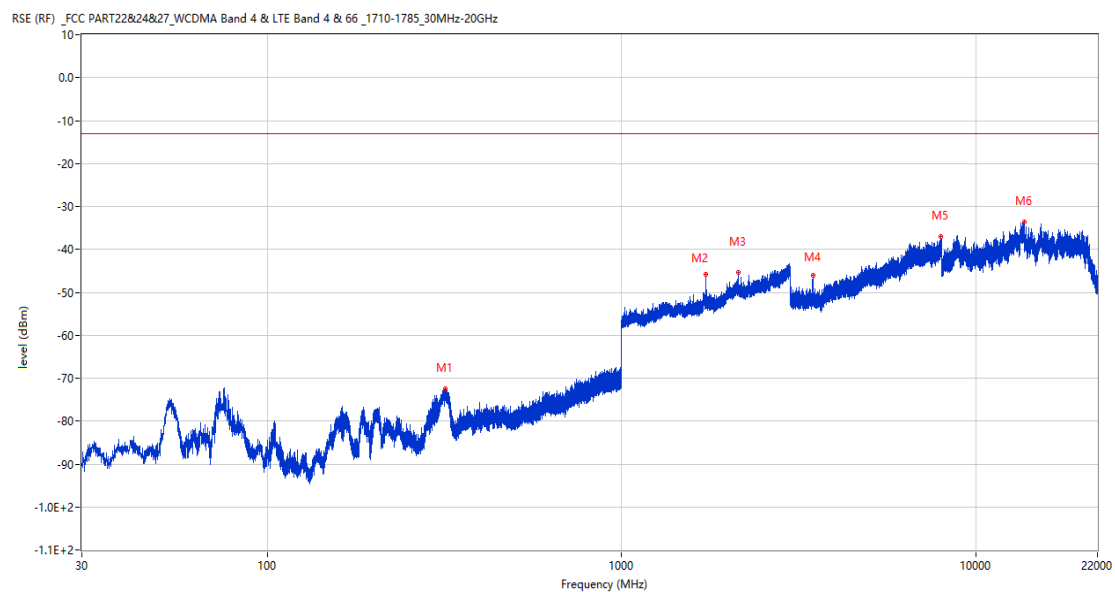
RSE-V&V LTE Band 4 BW5 CH20175

RSE (RF) _FCC PART22&24&27_WCDMA Band 4 & LTE Band 4 & 66_1710-1785_30MHz-20GHz



Frequency (MHz)	Result (dBm)	Factor (dB)	PK Limit (dBm)	Over Limit (dB)	Table (o)	ANT	EUT	Verdict
314.162	-69.13	-11.54	-13.0	-56.13	360.00	Vertical	Vertical	Pass
1731.100	-45.08	2.46	-13.0	-32.08	149.00	Vertical	Vertical	N/A
2134.000	-45.02	4.93	-13.0	-32.02	346.00	Vertical	Vertical	N/A
2961.900	-42.86	11.04	-13.0	-29.86	303.00	Vertical	Vertical	Pass
7978.500	-36.77	18.15	-13.0	-23.77	114.00	Vertical	Vertical	Pass
13408.137	-33.89	24.79	-13.0	-20.89	125.00	Vertical	Vertical	Pass

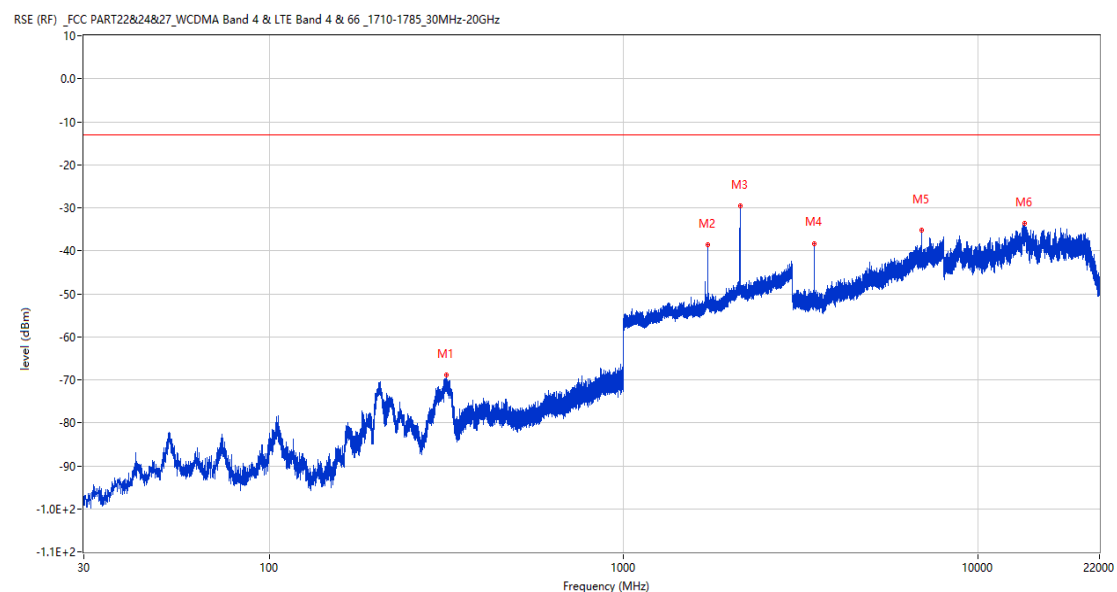
RSE-V&H LTE Band 4 BW5 CH20175



Frequency (MHz)	Result (dBm)	Factor (dB)	PK Limit (dBm)	Over Limit (dB)	Table (o)	ANT	EUT	Verdict
318.332	-72.43	-11.36	-13.0	-59.43	305.00	Vertical	Horizontal	Pass
1731.000	-45.91	2.46	-13.0	-32.91	105.00	Vertical	Horizontal	N/A
2131.200	-45.31	4.78	-13.0	-32.31	224.00	Vertical	Horizontal	N/A
3461.250	-46.11	7.01	-13.0	-33.11	360.00	Vertical	Horizontal	Pass
7950.500	-36.96	18.63	-13.0	-23.96	104.00	Vertical	Horizontal	Pass
13656.963	-33.59	24.55	-13.0	-20.59	35.00	Vertical	Horizontal	Pass

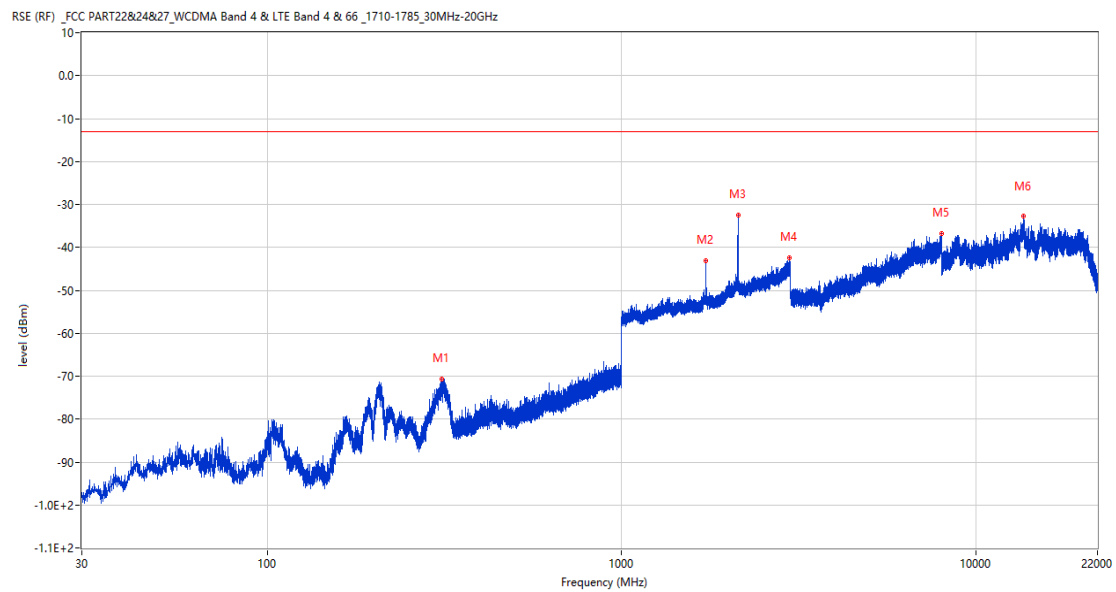
9.4 LTE Band 4 BW10, Middle Channel

RSE-H&H LTE Band 4 BW10 CH20175



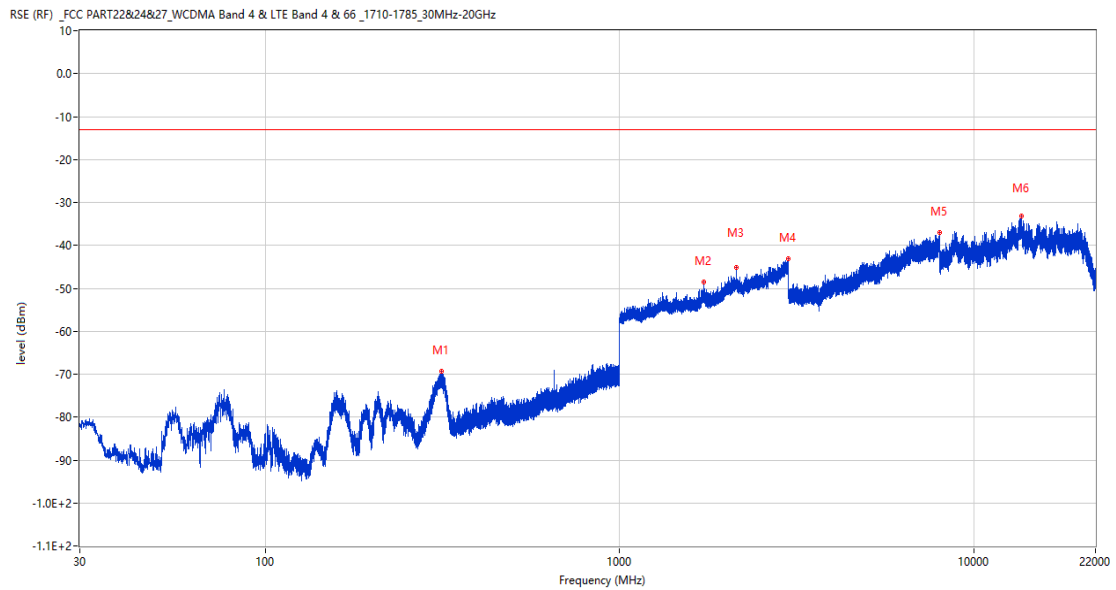
Frequency (MHz)	Result (dBm)	Factor (dB)	PK Limit (dBm)	Over Limit (dB)	Table (o)	ANT	EUT	Verdict
316.102	-68.98	-11.47	-13.0	-55.98	266.00	Horizontal	Horizontal	Pass
1728.900	-38.57	2.48	-13.0	-25.57	360.00	Horizontal	Horizontal	N/A
2132.100	-29.57	4.90	-13.0	-16.57	280.00	Horizontal	Horizontal	N/A
3456.750	-38.26	7.01	-13.0	-25.26	52.00	Horizontal	Horizontal	Pass
6913.000	-35.23	16.36	-13.0	-22.23	354.00	Horizontal	Horizontal	Pass
13545.500	-33.71	25.10	-13.0	-20.71	101.00	Horizontal	Horizontal	Pass

RSE-H&V LTE Band 4 BW10 CH20175



Frequency (MHz)	Result (dBm)	Factor (dB)	PK Limit (dBm)	Over Limit (dB)	Table (o)	ANT	EUT	Verdict
311.494	-70.62	-11.61	-13.0	-57.62	301.00	Horizontal	Vertical	Pass
1729.000	-43.18	2.48	-13.0	-30.18	220.00	Horizontal	Vertical	N/A
2130.500	-32.48	4.78	-13.0	-19.48	293.00	Horizontal	Vertical	N/A
2969.900	-42.38	11.66	-13.0	-29.38	263.00	Horizontal	Vertical	Pass
7982.000	-36.69	18.16	-13.0	-23.69	333.00	Horizontal	Vertical	Pass
13610.713	-32.60	24.86	-13.0	-19.60	57.00	Horizontal	Vertical	Pass

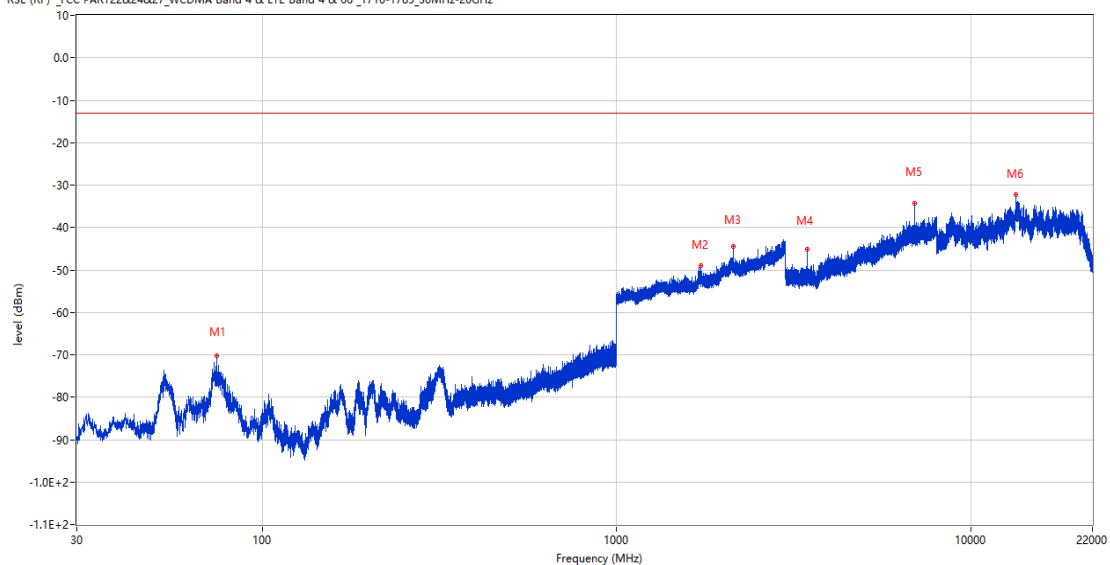
RSE-V&V LTE Band 4 BW10 CH20175



Frequency (MHz)	Result (dBm)	Factor (dB)	PK Limit (dBm)	Over Limit (dB)	Table (o)	ANT	EUT	Verdict
315.131	-69.33	-11.44	-13.0	-56.33	8.00	Vertical	Vertical	Pass
1728.600	-48.61	2.49	-13.0	-35.61	58.00	Vertical	Vertical	N/A
2131.300	-45.03	4.80	-13.0	-32.03	71.00	Vertical	Vertical	N/A
2990.100	-43.19	10.87	-13.0	-30.19	64.00	Vertical	Vertical	Pass
7992.250	-36.96	18.51	-13.0	-23.96	257.00	Vertical	Vertical	Pass
13577.413	-33.17	25.03	-13.0	-20.17	192.00	Vertical	Vertical	Pass

RSE-V&H LTE Band 4 BW10 CH20175

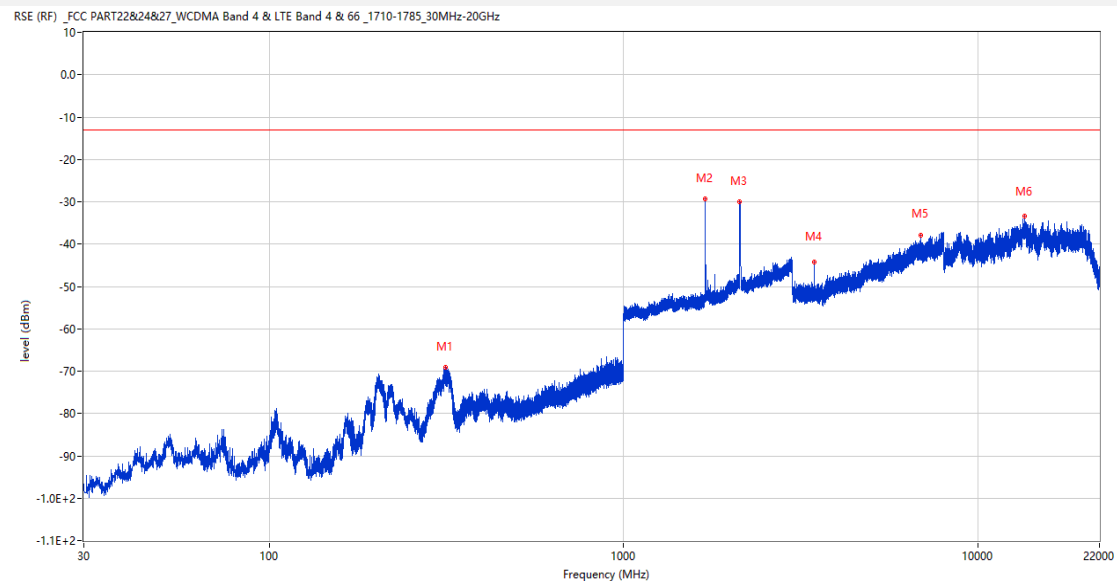
RSE (RF) _FCC PART22&24&27_WCDMA Band 4 & LTE Band 4 & 66_1710-1785_30MHz-20GHz



Frequency (MHz)	Result (dBm)	Factor (dB)	PK Limit (dBm)	Over Limit (dB)	Table (o)	ANT	EUT	Verdict
74.378	-70.28	-20.18	-13.0	-57.28	58.00	Vertical	Horizontal	Pass
1728.900	-49.09	2.48	-13.0	-36.09	237.00	Vertical	Horizontal	N/A
2131.000	-44.44	4.75	-13.0	-31.44	219.00	Vertical	Horizontal	N/A
3456.750	-45.15	7.01	-13.0	-32.15	360.00	Vertical	Horizontal	Pass
6913.000	-34.40	16.36	-13.0	-21.40	205.00	Vertical	Horizontal	Pass
13372.526	-32.25	24.68	-13.0	-19.25	149.00	Vertical	Horizontal	Pass

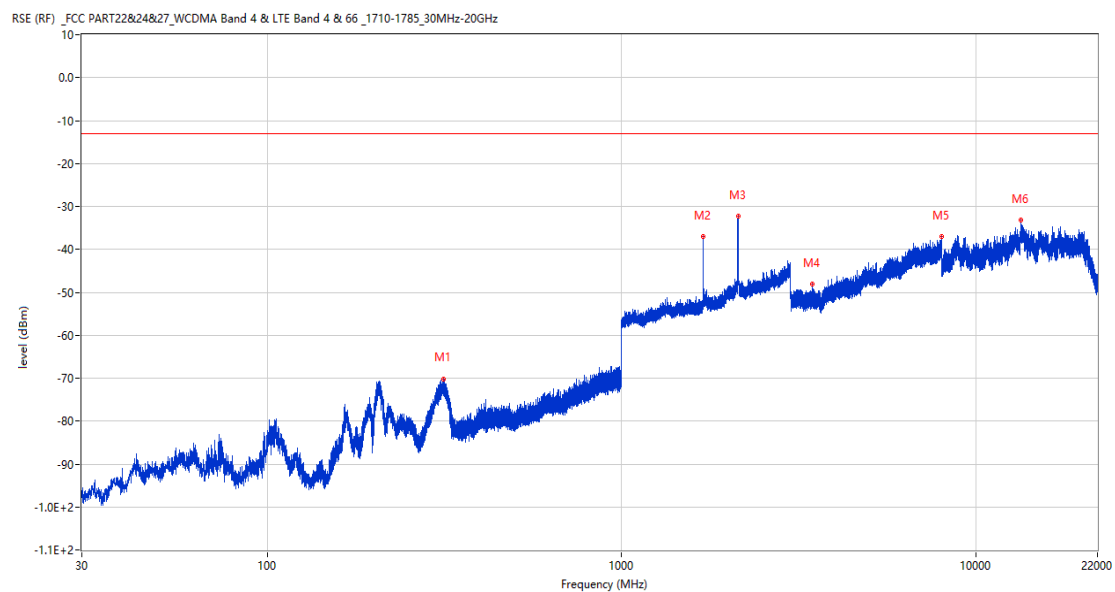
9.5 LTE Band 4 BW15, Middle Channel

RSE-H&H LTE Band 4 BW15 CH20175



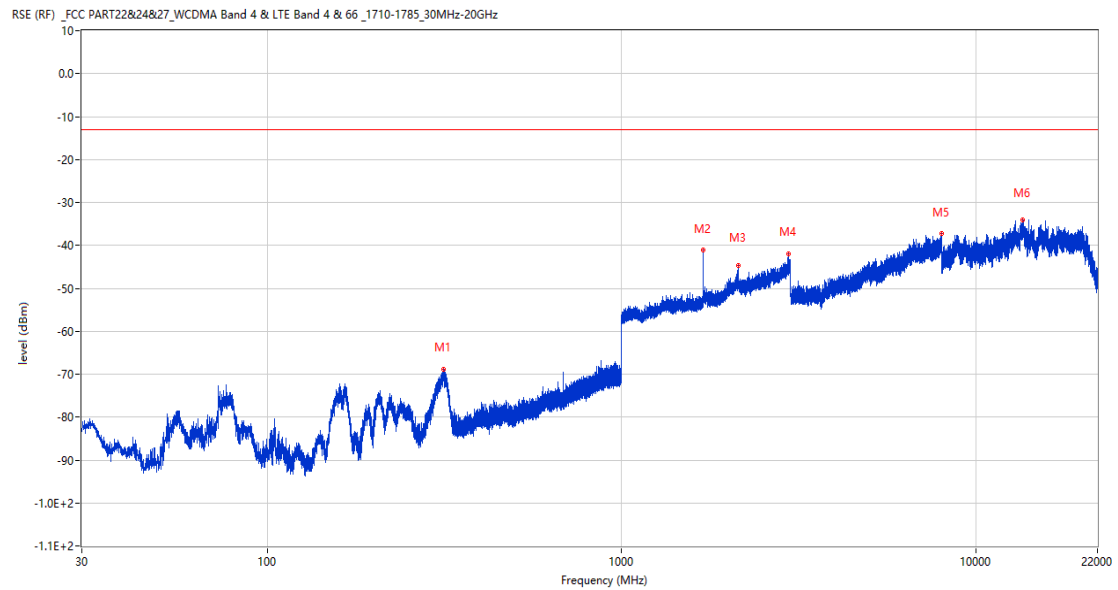
Frequency (MHz)	Result (dBm)	Factor (dB)	PK Limit (dBm)	Over Limit (dB)	Table (o)	ANT	EUT	Verdict
313.871	-69.17	-11.55	-13.0	-56.17	284.00	Horizontal	Horizontal	Pass
1700.000	-29.29	2.75	-13.0	-16.29	36.00	Horizontal	Horizontal	N/A
2127.600	-29.96	4.81	-13.0	-16.96	279.00	Horizontal	Horizontal	N/A
3452.500	-44.24	7.17	-13.0	-31.24	69.00	Horizontal	Horizontal	Pass
6904.000	-38.02	16.16	-13.0	-25.02	299.00	Horizontal	Horizontal	Pass
13549.200	-33.43	25.20	-13.0	-20.43	360.00	Horizontal	Horizontal	Pass

RSE-H&V LTE Band 4 BW15 CH20175



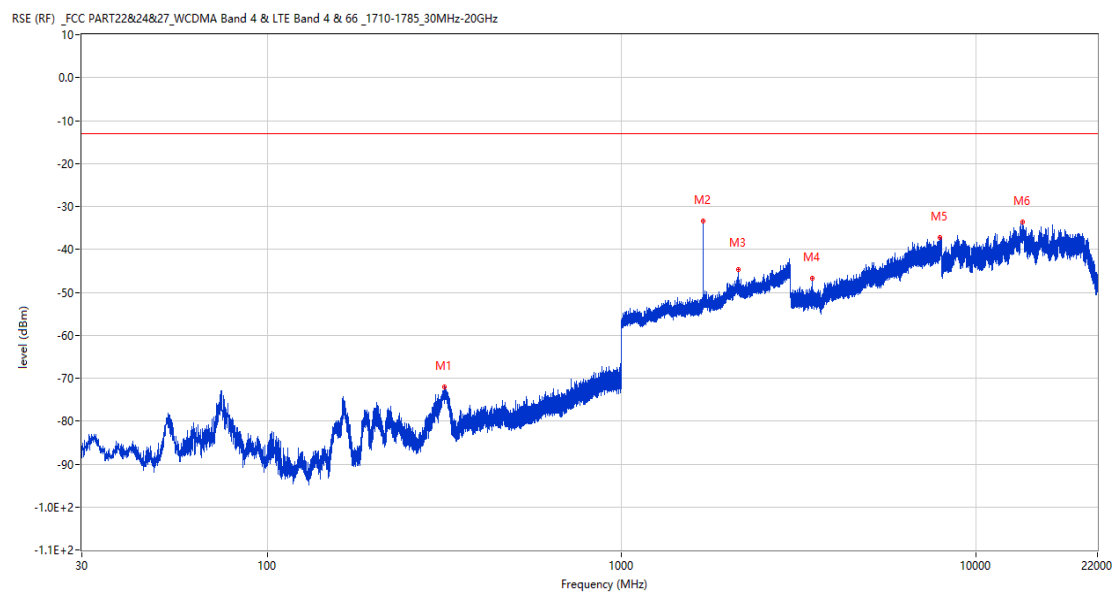
Frequency (MHz)	Result (dBm)	Factor (dB)	PK Limit (dBm)	Over Limit (dB)	Table (o)	ANT	EUT	Verdict
314.453	-70.22	-11.53	-13.0	-57.22	288.00	Horizontal	Vertical	Pass
1700.300	-37.05	2.78	-13.0	-24.05	202.00	Horizontal	Vertical	N/A
2135.500	-32.30	5.08	-13.0	-19.30	273.00	Horizontal	Vertical	N/A
3452.000	-48.19	7.21	-13.0	-35.19	246.00	Horizontal	Vertical	Pass
7975.750	-37.05	18.11	-13.0	-24.05	268.00	Horizontal	Vertical	Pass
13411.838	-33.20	24.77	-13.0	-20.20	327.00	Horizontal	Vertical	Pass

RSE-V&V LTE Band 4 BW15 CH20175



Frequency (MHz)	Result (dBm)	Factor (dB)	PK Limit (dBm)	Over Limit (dB)	Table (o)	ANT	EUT	Verdict
313.871	-68.78	-11.55	-13.0	-55.78	360.00	Vertical	Vertical	Pass
1700.300	-41.08	2.78	-13.0	-28.08	231.00	Vertical	Vertical	N/A
2133.000	-44.76	4.87	-13.0	-31.76	148.00	Vertical	Vertical	N/A
2954.700	-42.08	10.78	-13.0	-29.08	248.00	Vertical	Vertical	Pass
7994.250	-37.19	18.70	-13.0	-24.19	249.00	Vertical	Vertical	Pass
13503.412	-34.17	24.03	-13.0	-21.17	299.00	Vertical	Vertical	Pass

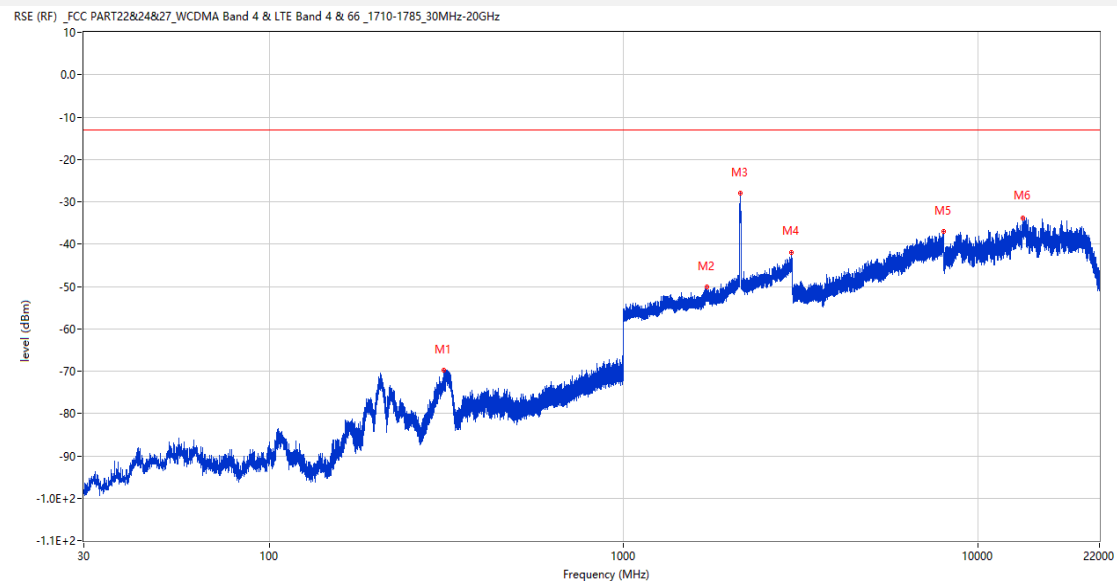
RSE-V&H LTE Band 4 BW15 CH20175



Frequency (MHz)	Result (dBm)	Factor (dB)	PK Limit (dBm)	Over Limit (dB)	Table (o)	ANT	EUT	Verdict
316.878	-72.06	-11.42	-13.0	-59.06	320.00	Vertical	Horizontal	Pass
1699.600	-33.35	2.60	-13.0	-20.35	108.00	Vertical	Horizontal	N/A
2135.500	-44.65	5.08	-13.0	-31.65	5.00	Vertical	Horizontal	N/A
3452.250	-46.68	7.19	-13.0	-33.68	1.00	Vertical	Horizontal	Pass
7900.750	-37.25	17.79	-13.0	-24.25	208.00	Vertical	Horizontal	Pass
13509.888	-33.59	24.19	-13.0	-20.59	124.00	Vertical	Horizontal	Pass

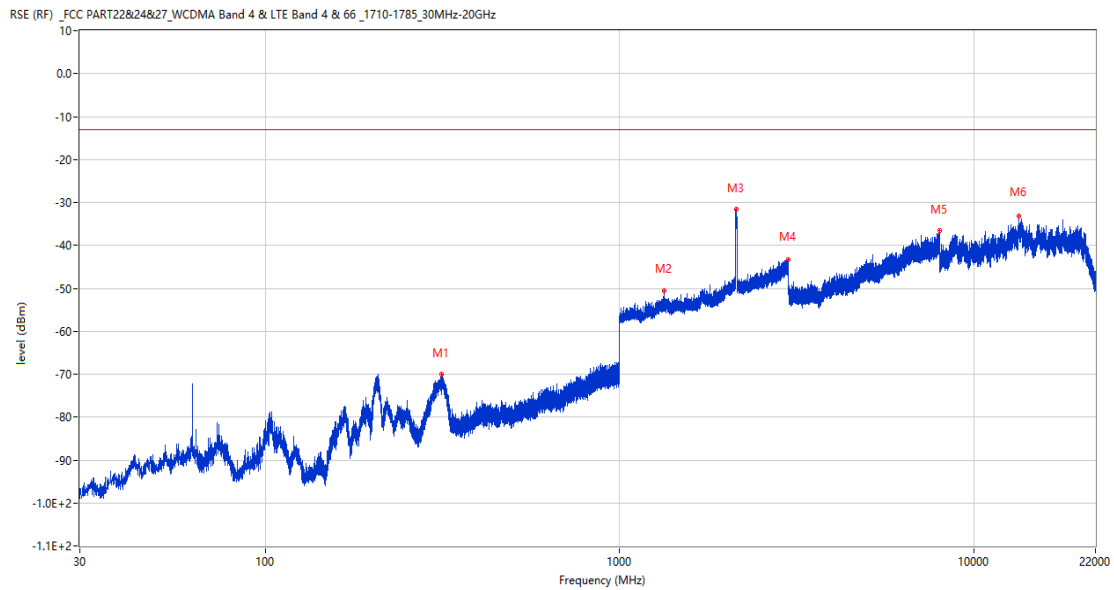
9.6 LTE Band 4 BW20, Middle Channel

RSE-H&H LTE Band 4 BW20 CH20175



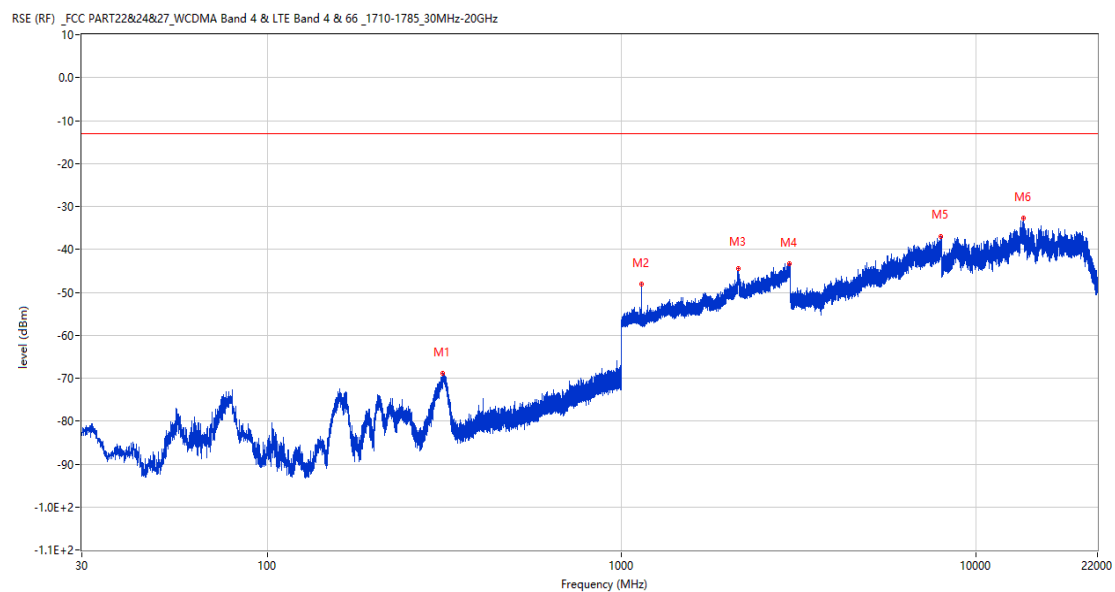
Frequency (MHz)	Result (dBm)	Factor (dB)	PK Limit (dBm)	Over Limit (dB)	Table (o)	ANT	EUT	Verdict
310.087	-69.76	-11.79	-13.0	-56.76	286.00	Horizontal	Horizontal	Pass
1721.800	-50.07	2.56	-13.0	-37.07	320.00	Horizontal	Horizontal	N/A
2132.300	-28.01	4.90	-13.0	-15.01	272.00	Horizontal	Horizontal	N/A
2981.200	-42.03	11.22	-13.0	-29.03	70.00	Horizontal	Horizontal	Pass
7995.750	-37.00	18.76	-13.0	-24.00	0.00	Horizontal	Horizontal	Pass
13412.300	-33.82	24.77	-13.0	-20.82	0.00	Horizontal	Horizontal	Pass

RSE-H&V LTE Band 4 BW20 CH20175



Frequency (MHz)	Result (dBm)	Factor (dB)	PK Limit (dBm)	Over Limit (dB)	Table (o)	ANT	EUT	Verdict
314.841	-69.92	-11.48	-13.0	-56.92	304.00	Horizontal	Vertical	Pass
1338.600	-50.52	0.70	-13.0	-37.52	360.00	Horizontal	Vertical	Pass
2128.900	-31.59	4.79	-13.0	-18.59	279.00	Horizontal	Vertical	N/A
2993.100	-43.42	10.93	-13.0	-30.42	101.00	Horizontal	Vertical	Pass
7997.500	-36.58	18.88	-13.0	-23.58	145.00	Horizontal	Vertical	Pass
13392.412	-33.26	24.80	-13.0	-20.26	189.00	Horizontal	Vertical	Pass

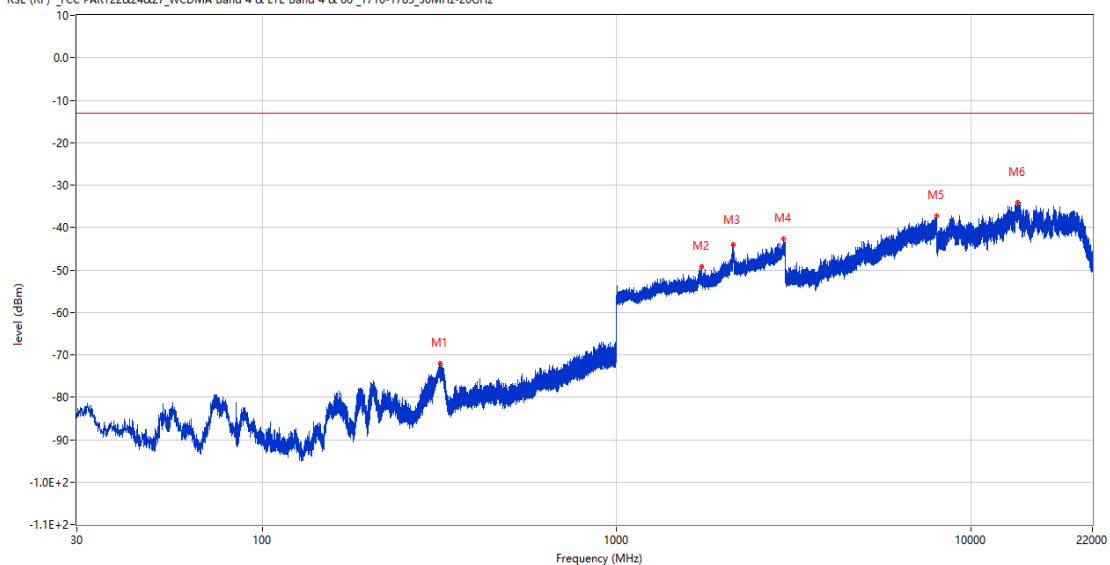
RSE-V&V LTE Band 4 BW20 CH20175



Frequency (MHz)	Result (dBm)	Factor (dB)	PK Limit (dBm)	Over Limit (dB)	Table (o)	ANT	EUT	Verdict
311.834	-68.83	-11.57	-13.0	-55.83	360.00	Vertical	Vertical	Pass
1135.500	-48.15	-1.26	-13.0	-35.15	146.00	Vertical	Vertical	Pass
2135.500	-44.52	5.08	-13.0	-31.52	224.00	Vertical	Vertical	N/A
2968.400	-43.32	11.66	-13.0	-30.32	355.00	Vertical	Vertical	Pass
7940.000	-37.04	18.97	-13.0	-24.04	206.00	Vertical	Vertical	Pass
13580.650	-32.80	25.01	-13.0	-19.80	83.00	Vertical	Vertical	Pass

RSE-V&H LTE Band 4 BW20 CH20175

RSE (RF) _FCC PART22&24&27_WCDMA Band 4 & LTE Band 4 & 66_1710-1785_30MHz-20GHz



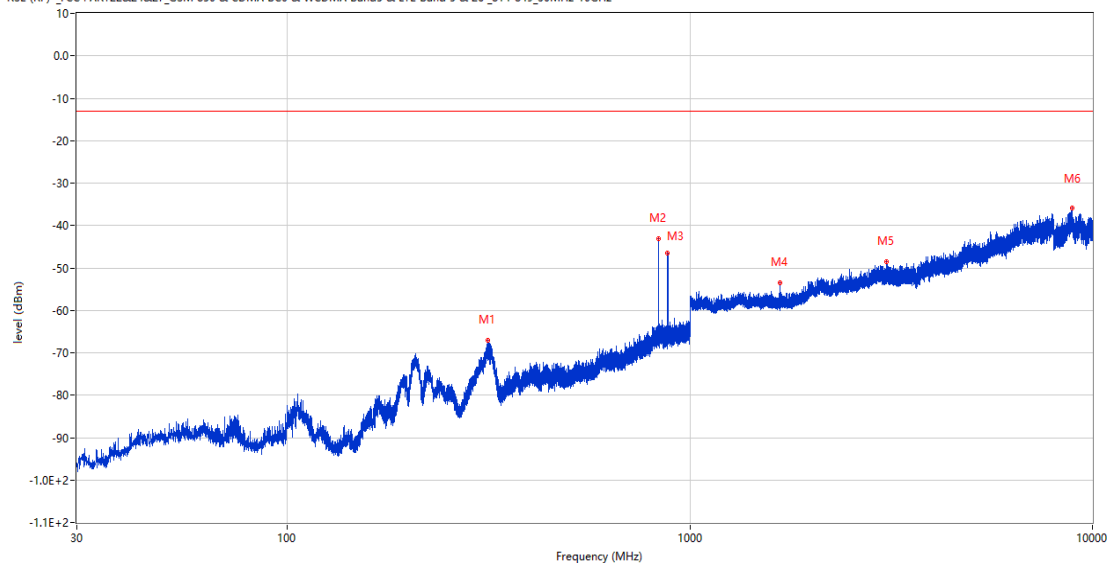
Frequency (MHz)	Result (dBm)	Factor (dB)	PK Limit (dBm)	Over Limit (dB)	Table (o)	ANT	EUT	Verdict
318.138	-71.96	-11.36	-13.0	-58.96	316.00	Vertical	Horizontal	Pass
1737.600	-49.30	2.39	-13.0	-36.30	167.00	Vertical	Horizontal	N/A
2139.600	-44.11	5.01	-13.0	-31.11	220.00	Vertical	Horizontal	N/A
2960.700	-42.69	10.90	-13.0	-29.69	142.00	Vertical	Horizontal	Pass
7987.000	-37.29	18.30	-13.0	-24.29	271.00	Vertical	Horizontal	Pass
13558.912	-34.18	25.16	-13.0	-21.18	99.00	Vertical	Horizontal	Pass

10 LTE Band 5

10.1 LTE Band 5 BW1.4, Middle Channel

RSE-H&H LTE Band 5 BW1.4 CH20525

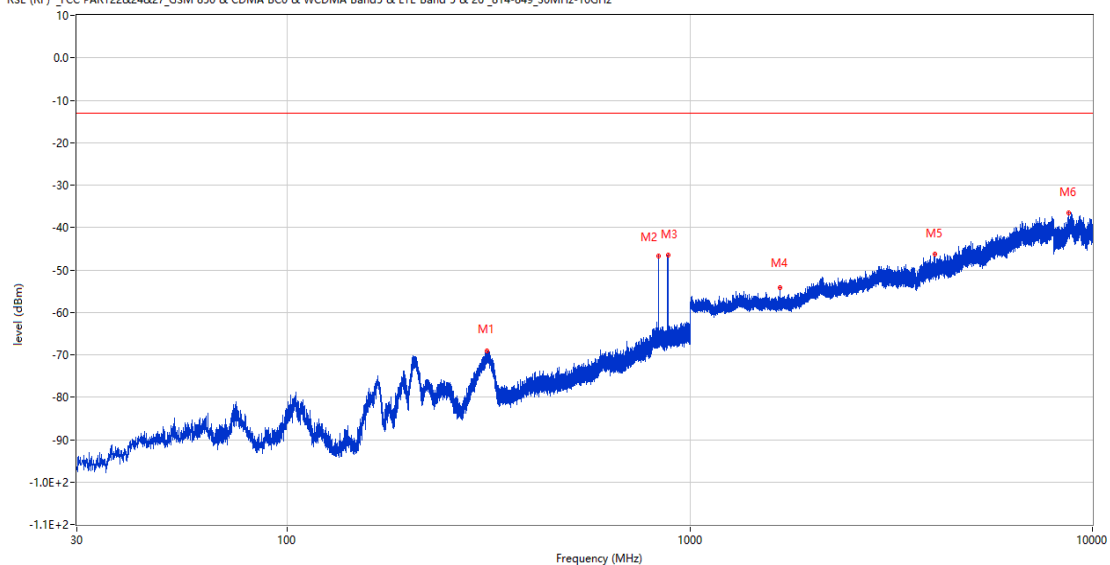
RSE (RF) FCC PART22&24&27_GSM 850 & CDMA BC0 & WCDMA Band5 & LTE Band 5 & 26_814-849_30MHz-10GHz



Frequency (MHz)	Result (dBm)	Factor (dB)	PK Limit (dBm)	Over Limit (dB)	Table (o)	ANT	EUT	Verdict
315.519	-67.14	-8.86	-13.0	-54.14	271.00	Horizontal	Horizontal	Pass
836.070	-43.19	7.12	-13.0	-30.19	198.00	Horizontal	Horizontal	N/A
881.078	-46.40	6.74	-13.0	-33.40	263.00	Horizontal	Horizontal	N/A
1673.000	-53.60	-3.67	-13.0	-40.60	339.00	Horizontal	Horizontal	Pass
3078.750	-48.57	6.69	-13.0	-35.57	360.00	Horizontal	Horizontal	Pass
8888.700	-35.85	19.89	-13.0	-22.85	360.00	Horizontal	Horizontal	Pass

RSE-H&V LTE Band 5 BW1.4 CH20525

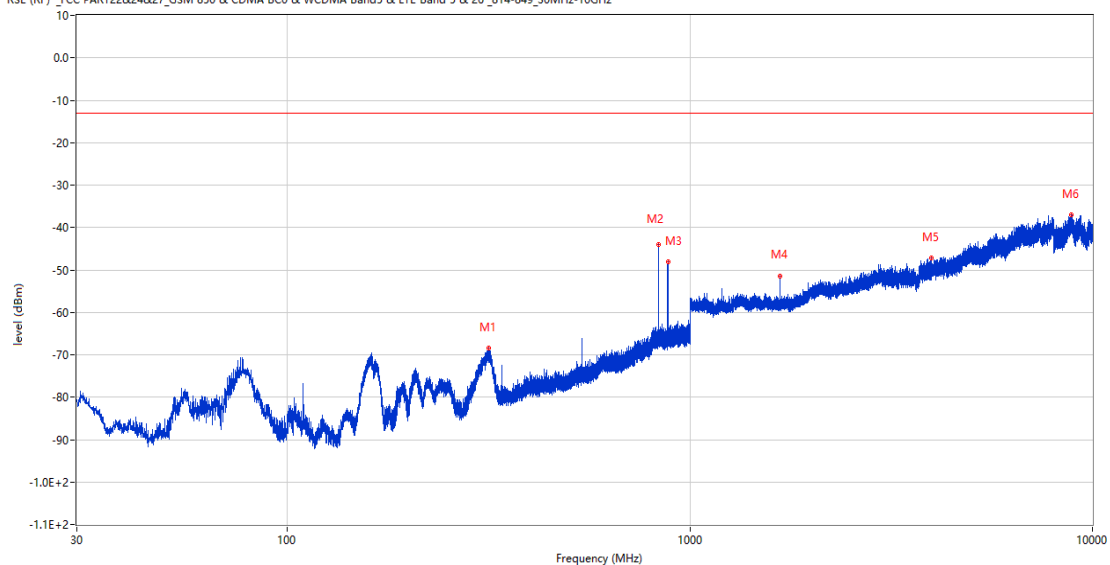
RSE (RF) _FCC PART22&24&27_GSM 850 & CDMA BC0 & WCDMA Band5 & LTE Band 5 & 26 _814-849_30MHz-10GHz



Frequency (MHz)	Result (dBm)	Factor (dB)	PK Limit (dBm)	Over Limit (dB)	Table (o)	ANT	EUT	Verdict
313.337	-68.99	-8.81	-13.0	-55.99	284.00	Horizontal	Vertical	Pass
836.070	-46.83	7.12	-13.0	-33.83	150.00	Horizontal	Vertical	N/A
881.951	-46.46	6.77	-13.0	-33.46	317.00	Horizontal	Vertical	N/A
1673.100	-54.26	-3.66	-13.0	-41.26	336.00	Horizontal	Vertical	Pass
4054.750	-46.38	10.92	-13.0	-33.38	235.00	Horizontal	Vertical	Pass
8717.000	-36.60	19.22	-13.0	-23.60	360.00	Horizontal	Vertical	Pass

RSE-V&V LTE Band 5 BW1.4 CH20525

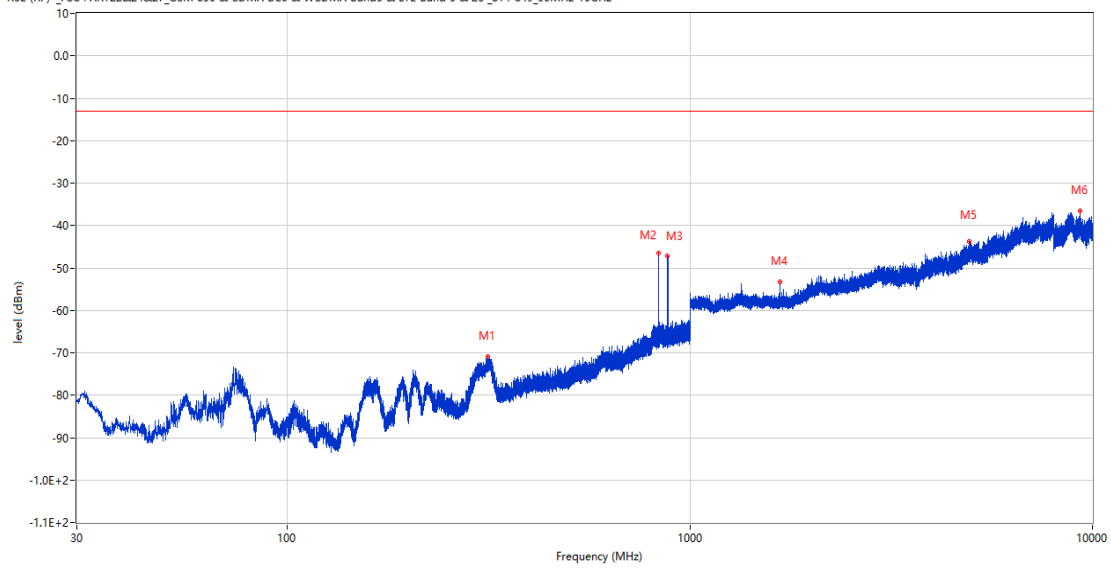
RSE (RF) _FCC PART22&24&27_GSM 850 & CDMA BC0 & WCDMA Band5 & LTE Band 5 & 26 _814-849_30MHz-10GHz



Frequency (MHz)	Result (dBm)	Factor (dB)	PK Limit (dBm)	Over Limit (dB)	Table (o)	ANT	EUT	Verdict
316.198	-68.48	-8.77	-13.0	-55.48	360.00	Vertical	Vertical	Pass
836.119	-43.91	7.12	-13.0	-30.91	137.00	Vertical	Vertical	N/A
881.514	-48.07	6.75	-13.0	-35.07	125.00	Vertical	Vertical	N/A
1673.100	-51.36	-3.66	-13.0	-38.36	276.00	Vertical	Vertical	Pass
3976.750	-47.12	9.50	-13.0	-34.12	255.00	Vertical	Vertical	Pass
8854.000	-37.09	20.31	-13.0	-24.09	317.00	Vertical	Vertical	Pass

RSE-V&H LTE Band 5 BW1.4 CH20525

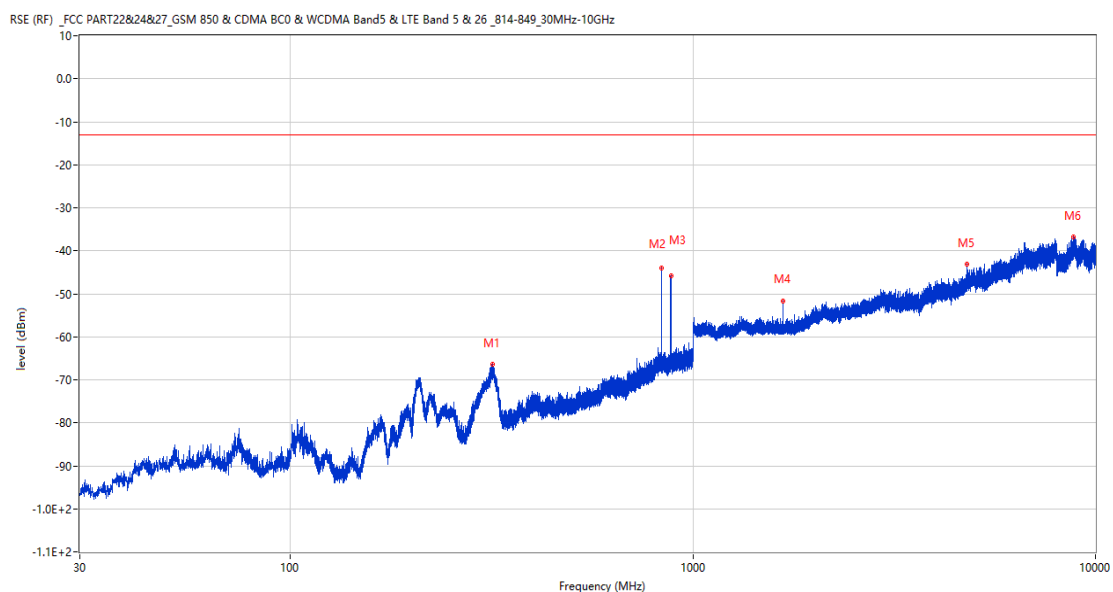
RSE (RF) _FCC PART22&24&27_GSM 850 & CDMA BC0 & WCDMA Band5 & LTE Band 5 & 26 _814-849_30MHz-10GHz



Frequency (MHz)	Result (dBm)	Factor (dB)	PK Limit (dBm)	Over Limit (dB)	Table (o)	ANT	EUT	Verdict
315.131	-70.92	-8.86	-13.0	-57.92	285.00	Vertical	Horizontal	Pass
836.119	-46.48	7.12	-13.0	-33.48	37.00	Vertical	Horizontal	N/A
881.223	-47.13	6.74	-13.0	-34.13	129.00	Vertical	Horizontal	N/A
1672.900	-53.32	-3.68	-13.0	-40.32	54.00	Vertical	Horizontal	Pass
4940.250	-43.82	12.74	-13.0	-30.82	1.00	Vertical	Horizontal	Pass
9308.100	-36.62	19.69	-13.0	-23.62	15.00	Vertical	Horizontal	Pass

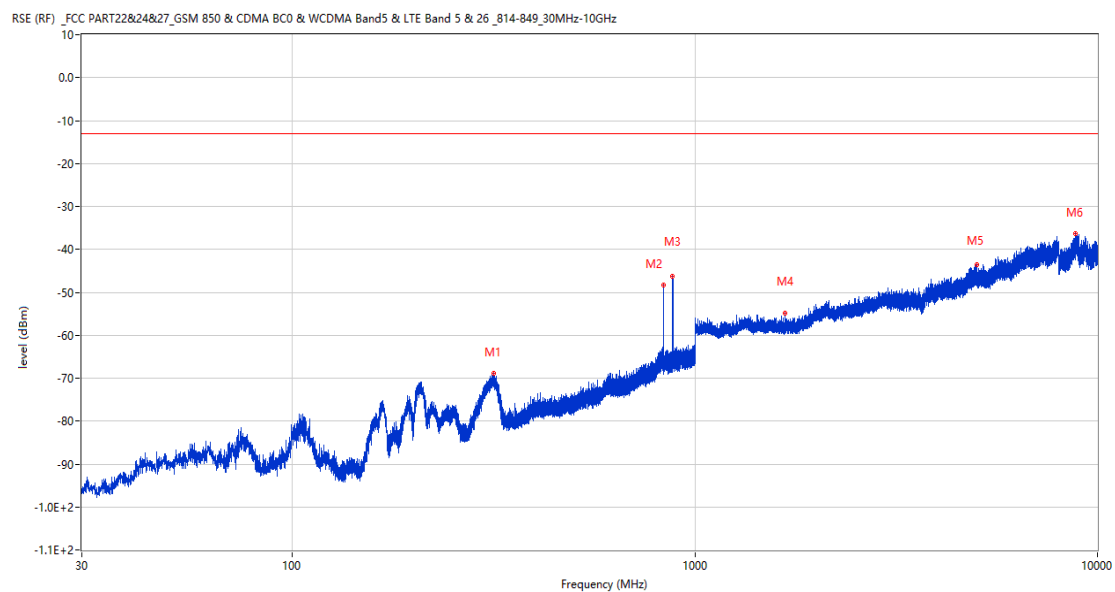
10.2 LTE Band 5 BW3, Middle Channel

RSE-H&H LTE Band 5 BW3 CH20525



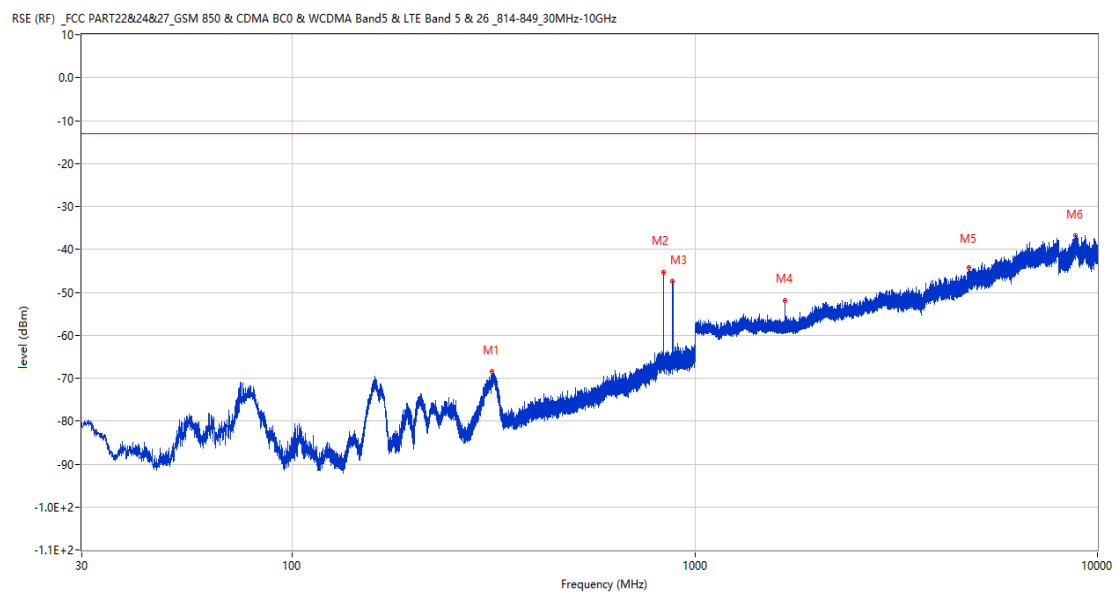
Frequency (MHz)	Result (dBm)	Factor (dB)	PK Limit (dBm)	Over Limit (dB)	Table (o)	ANT	EUT	Verdict
317.654	-66.44	-8.78	-13.0	-53.44	283.00	Horizontal	Horizontal	Pass
835.294	-44.09	7.11	-13.0	-31.09	209.00	Horizontal	Horizontal	N/A
881.999	-45.84	6.77	-13.0	-32.84	271.00	Horizontal	Horizontal	N/A
1671.300	-51.77	-3.76	-13.0	-38.77	332.00	Horizontal	Horizontal	Pass
4793.000	-43.17	12.76	-13.0	-30.17	1.00	Horizontal	Horizontal	Pass
8820.700	-36.84	19.88	-13.0	-23.84	0.00	Horizontal	Horizontal	Pass

RSE-H&V LTE Band 5 BW3 CH20525



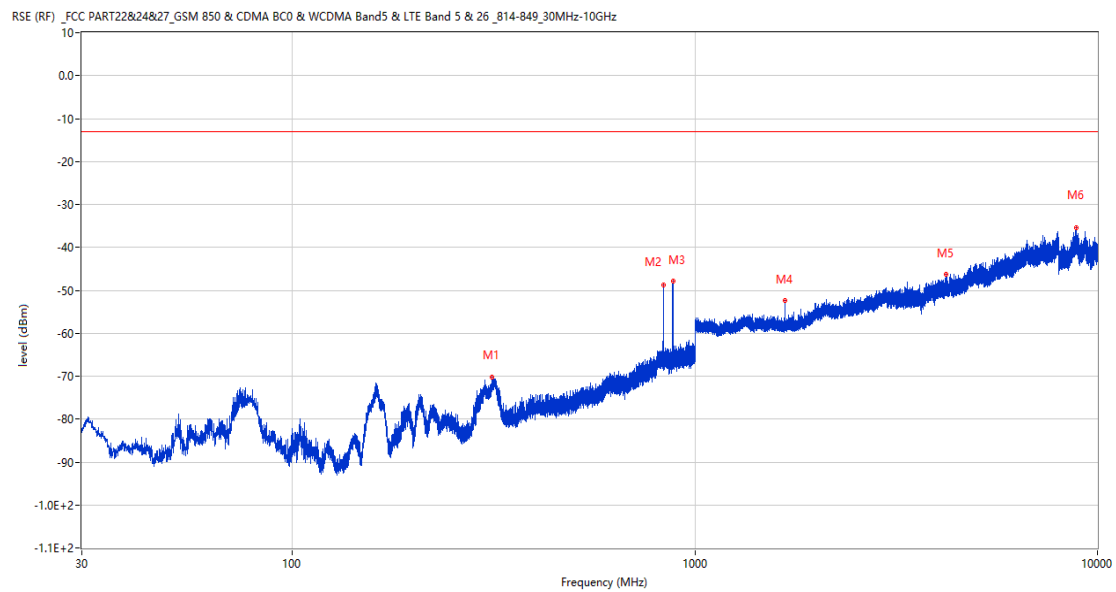
Frequency (MHz)	Result (dBm)	Factor (dB)	PK Limit (dBm)	Over Limit (dB)	Table (o)	ANT	EUT	Verdict
316.344	-68.95	-8.76	-13.0	-55.95	294.00	Horizontal	Vertical	Pass
835.246	-48.25	7.10	-13.0	-35.25	139.00	Horizontal	Vertical	N/A
880.787	-46.35	6.73	-13.0	-33.35	0.00	Horizontal	Vertical	N/A
1671.900	-54.76	-3.74	-13.0	-41.76	221.00	Horizontal	Vertical	Pass
5010.750	-43.63	12.52	-13.0	-30.63	240.00	Horizontal	Vertical	Pass
8825.600	-36.40	19.96	-13.0	-23.40	80.00	Horizontal	Vertical	Pass

RSE-V&V LTE Band 5 BW3 CH20525



Frequency (MHz)	Result (dBm)	Factor (dB)	PK Limit (dBm)	Over Limit (dB)	Table (o)	ANT	EUT	Verdict
312.464	-68.42	-8.83	-13.0	-55.42	355.00	Vertical	Vertical	Pass
835.246	-45.36	7.10	-13.0	-32.36	143.00	Vertical	Vertical	N/A
880.690	-47.39	6.73	-13.0	-34.39	273.00	Vertical	Vertical	N/A
1671.200	-51.81	-3.76	-13.0	-38.81	267.00	Vertical	Vertical	Pass
4805.750	-44.32	12.65	-13.0	-31.32	287.00	Vertical	Vertical	Pass
8825.800	-36.86	19.96	-13.0	-23.86	275.00	Vertical	Vertical	Pass

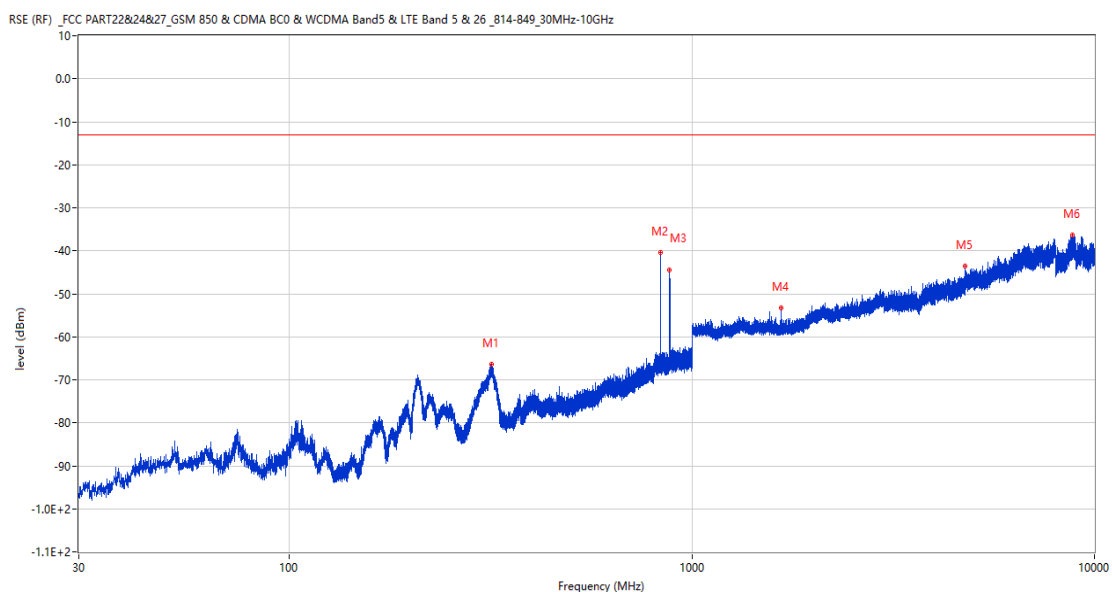
RSE-V&H LTE Band 5 BW3 CH20525



Frequency (MHz)	Result (dBm)	Factor (dB)	PK Limit (dBm)	Over Limit (dB)	Table (o)	ANT	EUT	Verdict
313.725	-70.12	-8.77	-13.0	-57.12	266.00	Vertical	Horizontal	Pass
835.246	-48.65	7.10	-13.0	-35.65	49.00	Vertical	Horizontal	N/A
882.533	-47.87	6.81	-13.0	-34.87	130.00	Vertical	Horizontal	N/A
1671.700	-52.33	-3.74	-13.0	-39.33	264.00	Vertical	Horizontal	Pass
4200.750	-46.24	11.14	-13.0	-33.24	289.00	Vertical	Horizontal	Pass
8852.500	-35.49	20.33	-13.0	-22.49	15.00	Vertical	Horizontal	Pass

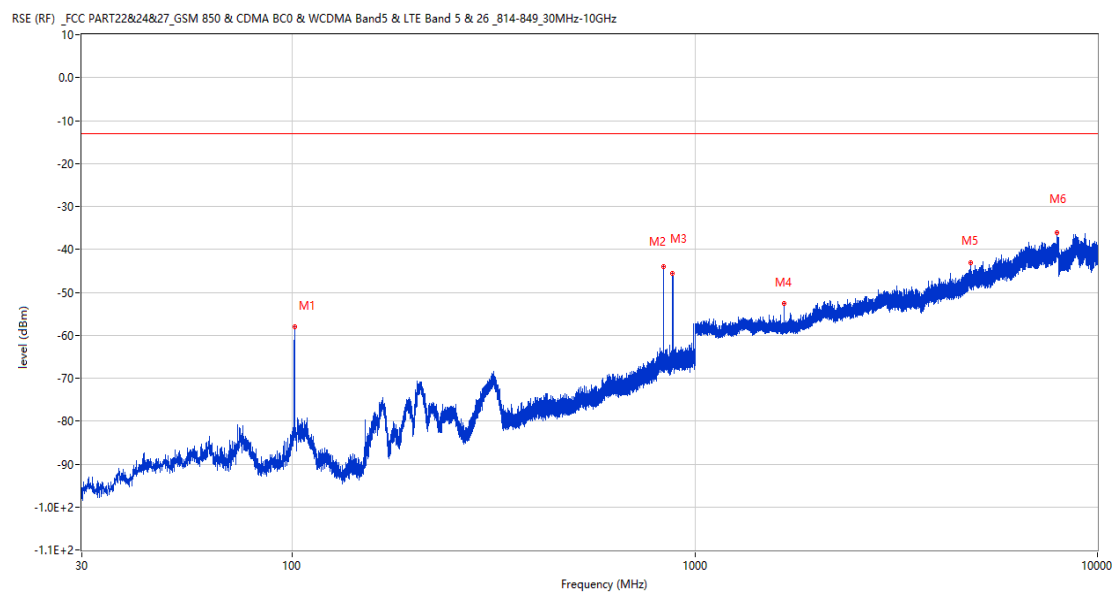
10.3 LTE Band 5 BW5, Middle Channel

RSE-H&H LTE Band 5 BW5 CH20525



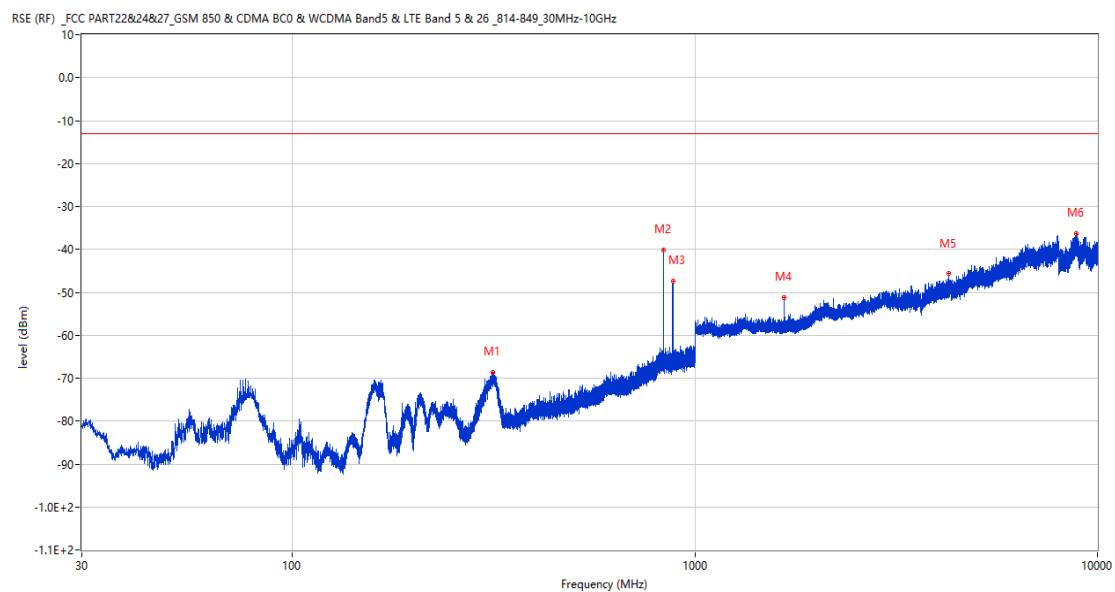
Frequency (MHz)	Result (dBm)	Factor (dB)	PK Limit (dBm)	Over Limit (dB)	Table (o)	ANT	EUT	Verdict
317.459	-66.43	-8.80	-13.0	-53.43	257.00	Horizontal	Horizontal	Pass
834.372	-40.42	7.09	-13.0	-27.42	204.00	Horizontal	Horizontal	N/A
880.060	-44.38	6.62	-13.0	-31.38	266.00	Horizontal	Horizontal	N/A
1669.400	-53.21	-3.82	-13.0	-40.21	321.00	Horizontal	Horizontal	Pass
4781.500	-43.67	12.84	-13.0	-30.67	271.00	Horizontal	Horizontal	Pass
8828.800	-36.30	20.01	-13.0	-23.30	102.00	Horizontal	Horizontal	Pass

RSE-H&V LTE Band 5 BW5 CH20525



Frequency (MHz)	Result (dBm)	Factor (dB)	PK Limit (dBm)	Over Limit (dB)	Table (o)	ANT	EUT	Verdict
101.198	-58.10	-17.12	-13.0	-45.10	200.00	Horizontal	Vertical	Pass
834.276	-43.95	7.09	-13.0	-30.95	139.00	Horizontal	Vertical	N/A
879.478	-45.48	6.55	-13.0	-32.48	310.00	Horizontal	Vertical	N/A
1669.500	-52.54	-3.83	-13.0	-39.54	210.00	Horizontal	Vertical	Pass
4849.000	-43.00	12.75	-13.0	-30.00	303.00	Horizontal	Vertical	Pass
7928.750	-36.02	18.59	-13.0	-23.02	191.00	Horizontal	Vertical	Pass

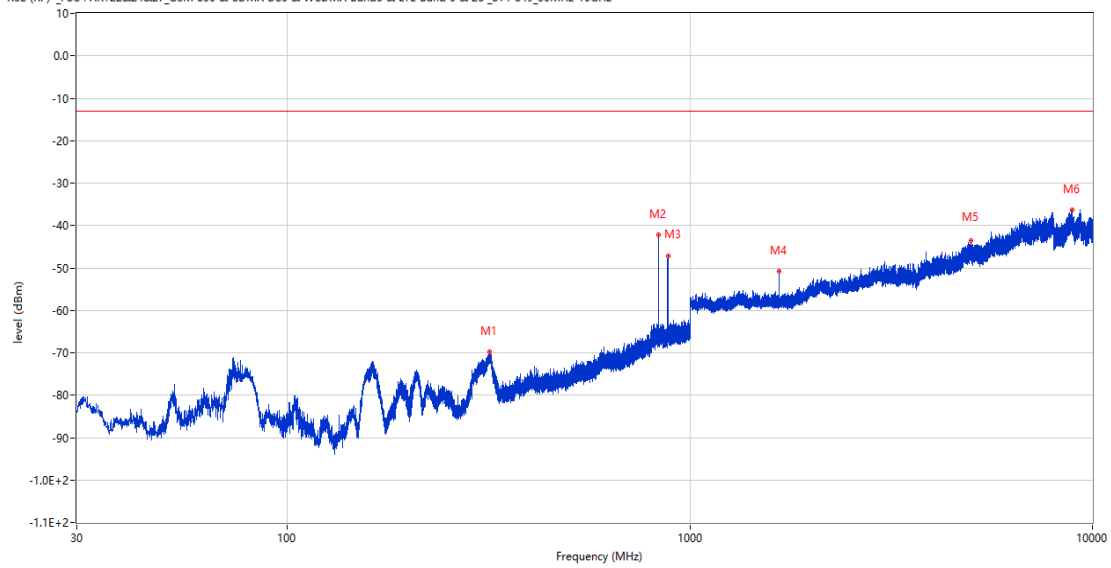
RSE-V&V LTE Band 5 BW5 CH20525



Frequency (MHz)	Result (dBm)	Factor (dB)	PK Limit (dBm)	Over Limit (dB)	Table (o)	ANT	EUT	Verdict
314.210	-68.65	-8.81	-13.0	-55.65	354.00	Vertical	Vertical	Pass
834.324	-40.26	7.09	-13.0	-27.26	154.00	Vertical	Vertical	N/A
883.503	-47.48	6.96	-13.0	-34.48	117.00	Vertical	Vertical	N/A
1669.300	-51.30	-3.81	-13.0	-38.30	266.00	Vertical	Vertical	Pass
4262.000	-45.51	10.26	-13.0	-32.51	3.00	Vertical	Vertical	Pass
8847.300	-36.26	20.32	-13.0	-23.26	298.00	Vertical	Vertical	Pass

RSE-V&H LTE Band 5 BW5 CH20525

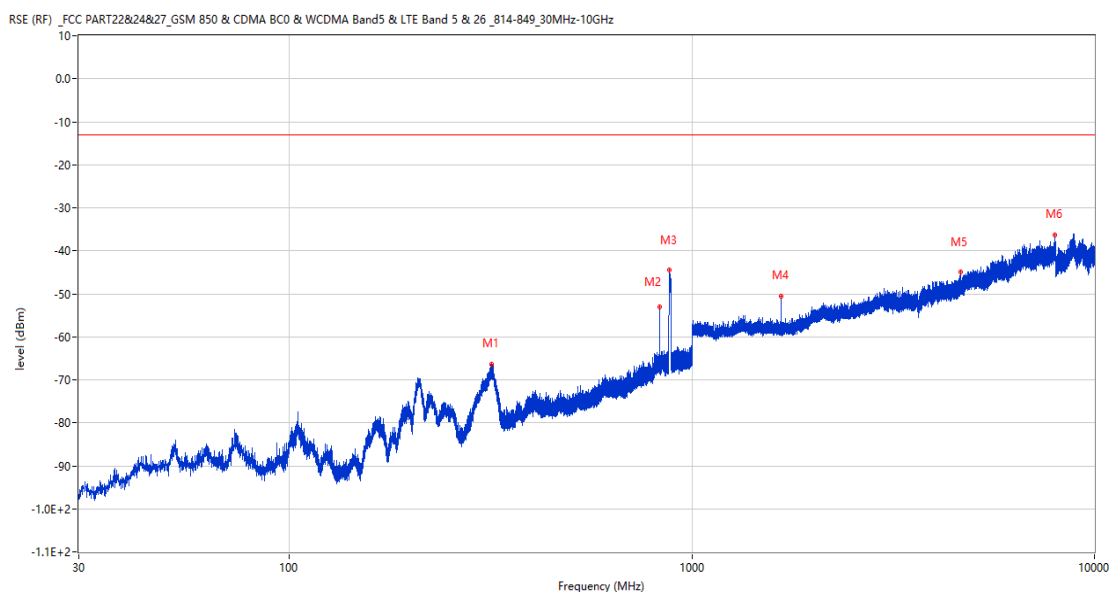
RSE (RF) _FCC PART22&24&27_GSM 850 & CDMA BC0 & WCDMA Band5 & LTE Band 5 & 26 _814-849_30MHz-10GHz



Frequency (MHz)	Result (dBm)	Factor (dB)	PK Limit (dBm)	Over Limit (dB)	Table (o)	ANT	EUT	Verdict
318.624	-69.84	-8.73	-13.0	-56.84	253.00	Vertical	Horizontal	Pass
834.324	-42.17	7.09	-13.0	-29.17	49.00	Vertical	Horizontal	N/A
882.775	-47.11	6.85	-13.0	-34.11	130.00	Vertical	Horizontal	N/A
1669.700	-50.89	-3.81	-13.0	-37.89	264.00	Vertical	Horizontal	Pass
4999.500	-43.52	12.78	-13.0	-30.52	256.00	Vertical	Horizontal	Pass
8921.400	-36.23	19.61	-13.0	-23.23	360.00	Vertical	Horizontal	Pass

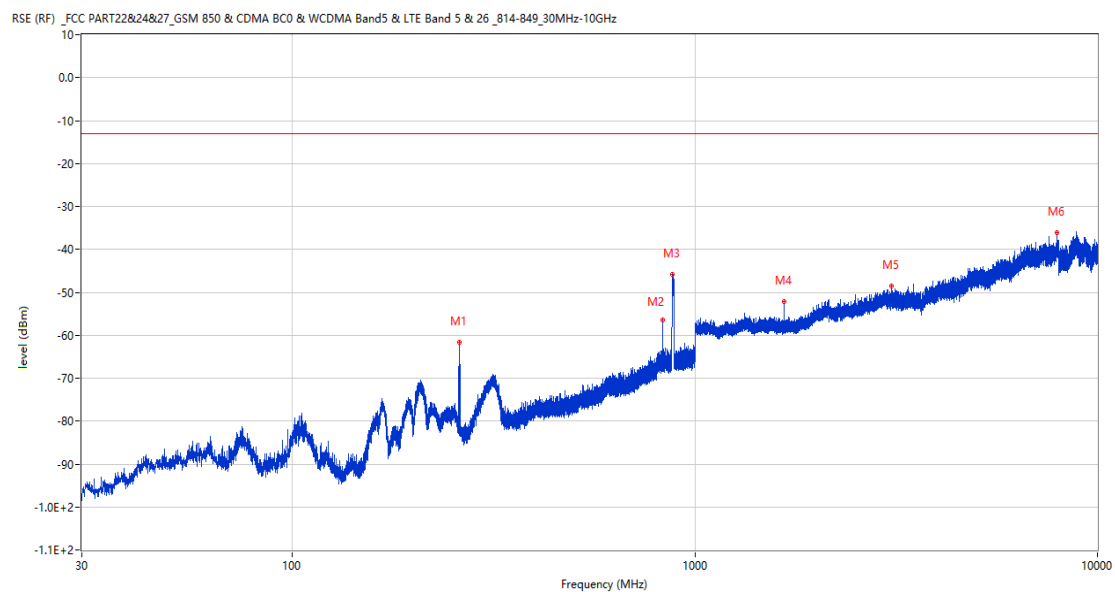
10.4 LTE Band 5 BW10, Middle Channel

RSE-H&H LTE Band 5 BW10 CH20525



Frequency (MHz)	Result (dBm)	Factor (dB)	PK Limit (dBm)	Over Limit (dB)	Table (o)	ANT	EUT	Verdict
317.702	-66.37	-8.78	-13.0	-53.37	269.00	Horizontal	Horizontal	Pass
832.142	-53.14	7.05	-13.0	-40.14	208.00	Horizontal	Horizontal	N/A
878.944	-44.56	6.51	-13.0	-31.56	240.00	Horizontal	Horizontal	N/A
1665.100	-50.65	-3.87	-13.0	-37.65	5.00	Horizontal	Horizontal	Pass
4657.250	-44.85	10.62	-13.0	-31.85	334.00	Horizontal	Horizontal	Pass
7969.000	-36.32	18.08	-13.0	-23.32	271.00	Horizontal	Horizontal	Pass

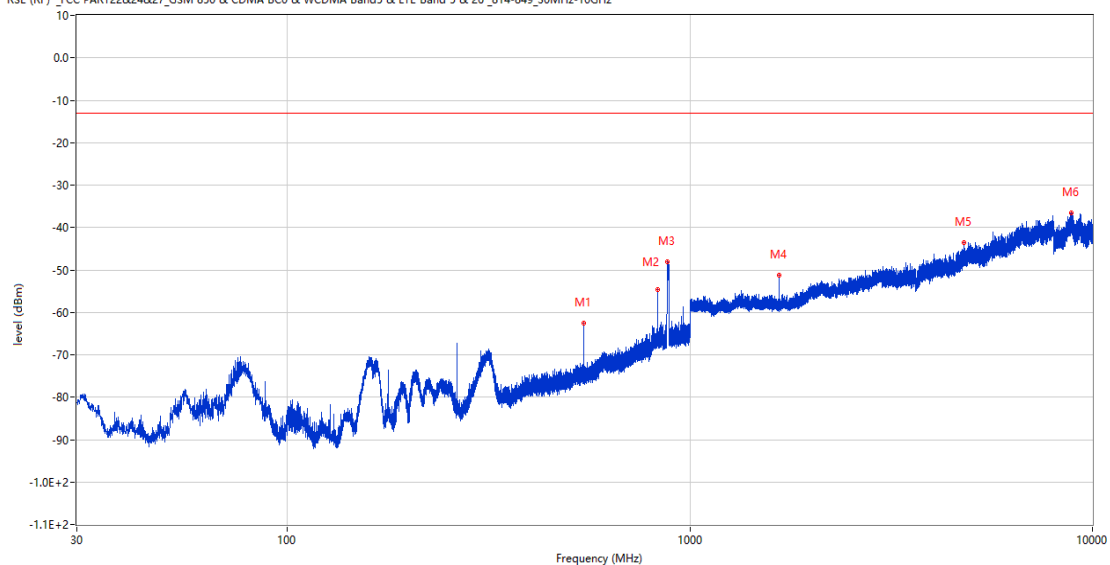
RSE-H&V LTE Band 5 BW10 CH20525



Frequency (MHz)	Result (dBm)	Factor (dB)	PK Limit (dBm)	Over Limit (dB)	Table (o)	ANT	EUT	Verdict
259.599	-61.66	-11.10	-13.0	-48.66	190.00	Horizontal	Vertical	Pass
832.142	-56.51	7.05	-13.0	-43.51	137.00	Horizontal	Vertical	N/A
879.429	-45.87	6.55	-13.0	-32.87	306.00	Horizontal	Vertical	N/A
1665.300	-52.14	-3.88	-13.0	-39.14	35.00	Horizontal	Vertical	Pass
3084.500	-48.48	6.96	-13.0	-35.48	360.00	Horizontal	Vertical	Pass
7935.250	-36.03	18.85	-13.0	-23.03	240.00	Horizontal	Vertical	Pass

RSE-V&V LTE Band 5 BW10 CH20525

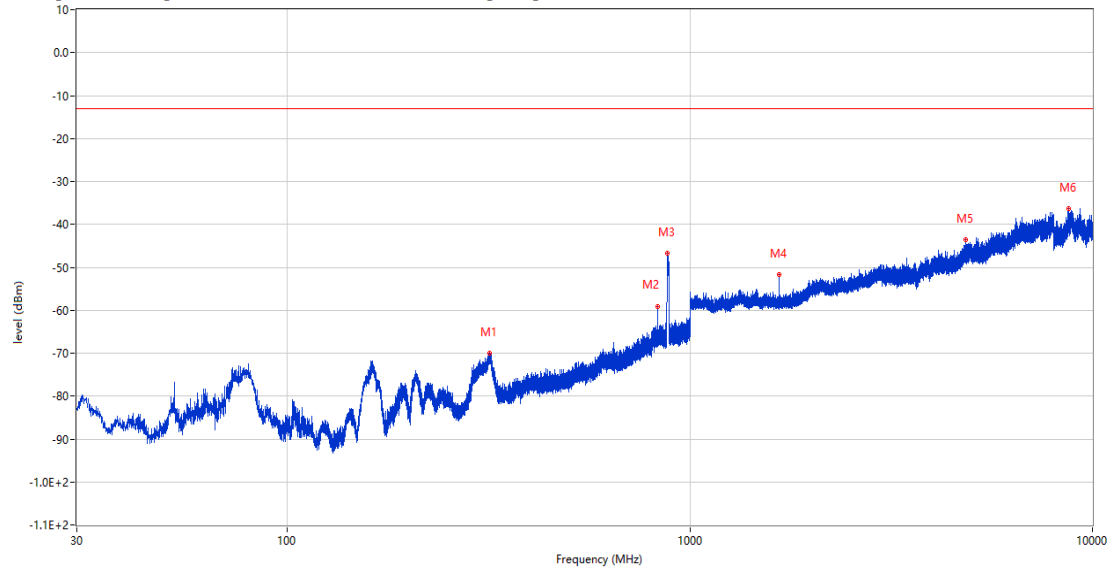
RSE (RF) _FCC PART22&24&27_GSM 850 & CDMA BC0 & WCDMA Band5 & LTE Band 5 & 26 _814-849_30MHz-10GHz



Frequency (MHz)	Result (dBm)	Factor (dB)	PK Limit (dBm)	Over Limit (dB)	Table (o)	ANT	EUT	Verdict
544.197	-62.49	-2.04	-13.0	-49.49	142.00	Vertical	Vertical	Pass
832.044	-54.52	7.05	-13.0	-41.52	146.00	Vertical	Vertical	N/A
880.981	-48.02	6.73	-13.0	-35.02	126.00	Vertical	Vertical	N/A
1665.100	-51.34	-3.87	-13.0	-38.34	66.00	Vertical	Vertical	Pass
4786.000	-43.46	13.02	-13.0	-30.46	335.00	Vertical	Vertical	Pass
8848.099	-36.64	20.33	-13.0	-23.64	360.00	Vertical	Vertical	Pass

RSE-V&H LTE Band 5 BW10 CH20525

RSE (RF) _FCC PART22&24&27_GSM 850 & CDMA BC0 & WCDMA Band5 & LTE Band 5 & 26_814-849_30MHz-10GHz

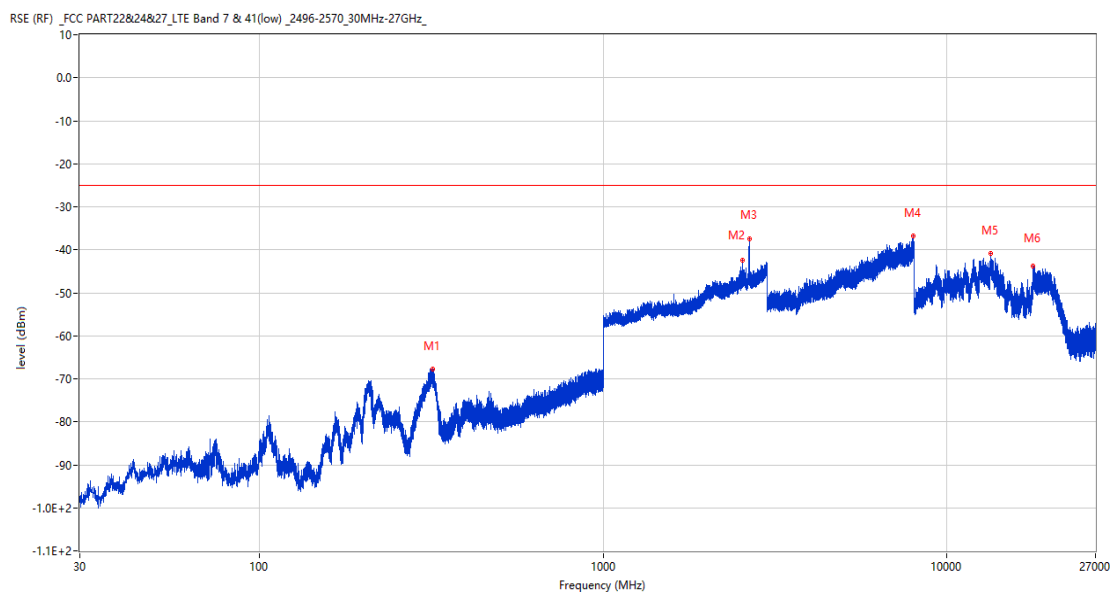


Frequency (MHz)	Result (dBm)	Factor (dB)	PK Limit (dBm)	Over Limit (dB)	Table (o)	ANT	EUT	Verdict
317.362	-69.95	-8.80	-13.0	-56.95	275.00	Vertical	Horizontal	Pass
832.093	-59.18	7.05	-13.0	-46.18	44.00	Vertical	Horizontal	N/A
879.332	-46.80	6.54	-13.0	-33.80	129.00	Vertical	Horizontal	N/A
1664.900	-51.80	-3.85	-13.0	-38.80	265.00	Vertical	Horizontal	Pass
4847.500	-43.53	12.68	-13.0	-30.53	352.00	Vertical	Horizontal	Pass
8717.700	-36.40	19.21	-13.0	-23.40	165.00	Vertical	Horizontal	Pass

11 LTE Band 7

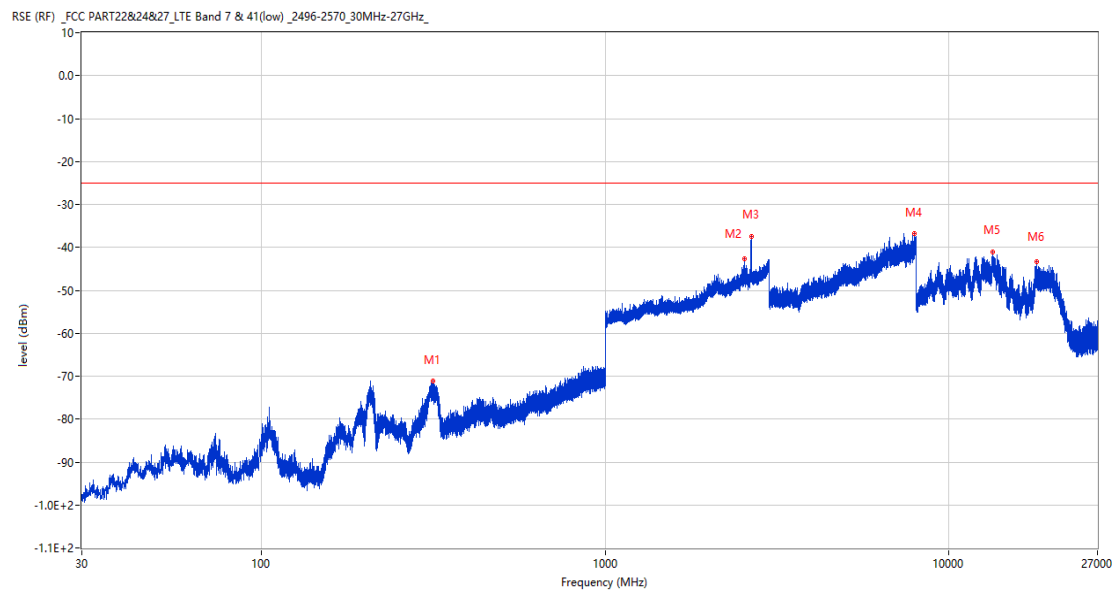
11.1 LTE Band 7 BW5, Middle Channel

RSE-H&H LTE Band 7 BW5 CH21100



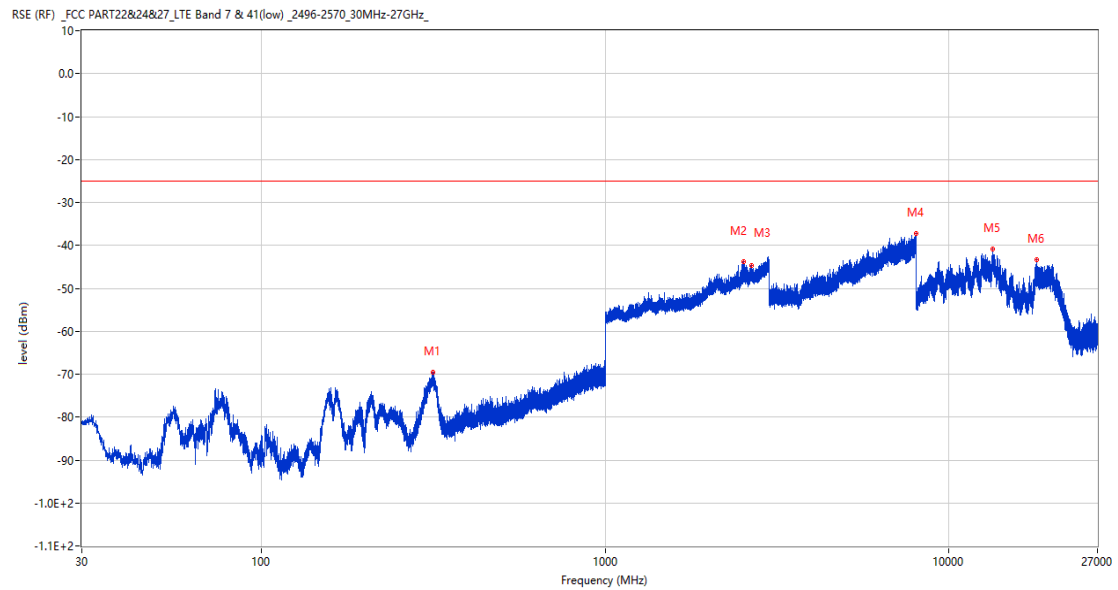
Frequency (MHz)	Result (dBm)	Factor (dB)	PK Limit (dBm)	Over Limit (dB)	Table (o)	ANT	EUT	Verdict
318.430	-67.68	-11.35	-25.0	-42.68	277.00	Horizontal	Horizontal	Pass
2534.000	-42.51	8.84	-25.0	-17.51	343.00	Horizontal	Horizontal	N/A
2655.500	-37.36	8.49	-25.0	-12.36	54.00	Horizontal	Horizontal	N/A
7958.250	-36.67	18.31	-25.0	-11.67	239.00	Horizontal	Horizontal	Pass
13364.775	-40.92	16.68	-25.0	-15.92	345.00	Horizontal	Horizontal	Pass
17807.587	-43.69	12.99	-25.0	-18.69	168.00	Horizontal	Horizontal	Pass

RSE-H&V LTE Band 7 BW5 CH21100



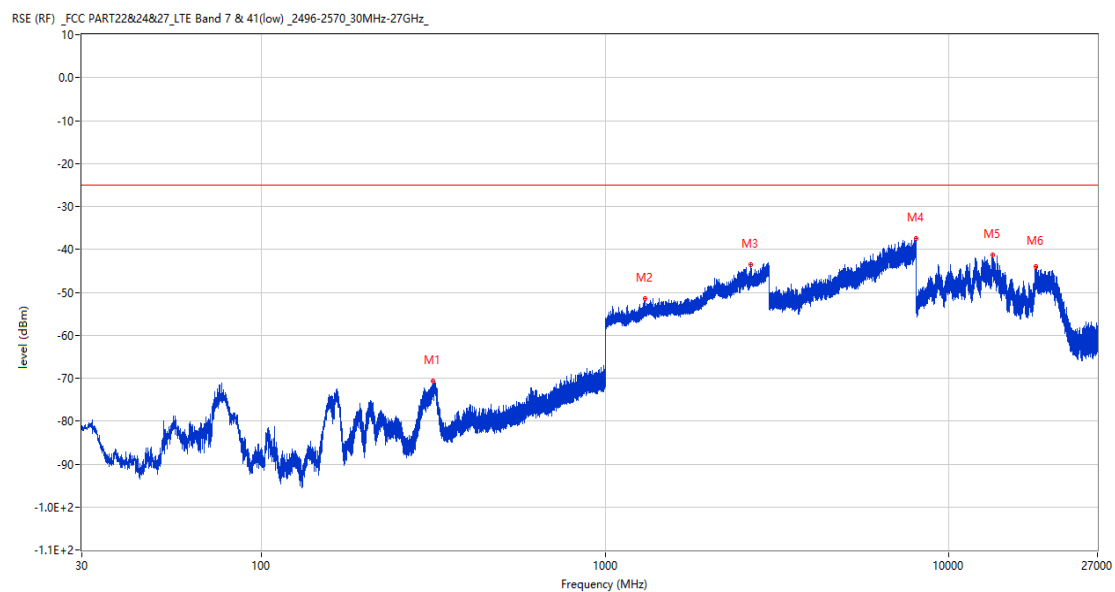
Frequency (MHz)	Result (dBm)	Factor (dB)	PK Limit (dBm)	Over Limit (dB)	Table (o)	ANT	EUT	Verdict
314.598	-71.05	-11.52	-25.0	-46.05	277.00	Horizontal	Vertical	Pass
2533.900	-42.54	8.84	-25.0	-17.54	205.00	Horizontal	Vertical	N/A
2657.000	-37.36	8.46	-25.0	-12.36	228.00	Horizontal	Vertical	N/A
7929.250	-36.82	18.59	-25.0	-11.82	272.00	Horizontal	Vertical	Pass
13395.750	-41.14	16.97	-25.0	-16.14	3.00	Horizontal	Vertical	Pass
17967.712	-43.27	13.65	-25.0	-18.27	212.00	Horizontal	Vertical	Pass

RSE-V&V LTE Band 7 BW5 CH21100



Frequency (MHz)	Result (dBm)	Factor (dB)	PK Limit (dBm)	Over Limit (dB)	Table (o)	ANT	EUT	Verdict
314.550	-69.50	-11.52	-25.0	-44.50	0.00	Vertical	Vertical	Pass
2531.600	-43.90	8.85	-25.0	-18.90	270.00	Vertical	Vertical	N/A
2657.700	-44.76	8.47	-25.0	-19.76	156.00	Vertical	Vertical	N/A
7998.250	-37.24	18.89	-25.0	-12.24	161.00	Vertical	Vertical	Pass
13357.162	-40.87	16.61	-25.0	-15.87	80.00	Vertical	Vertical	Pass
17931.225	-43.27	13.64	-25.0	-18.27	212.00	Vertical	Vertical	Pass

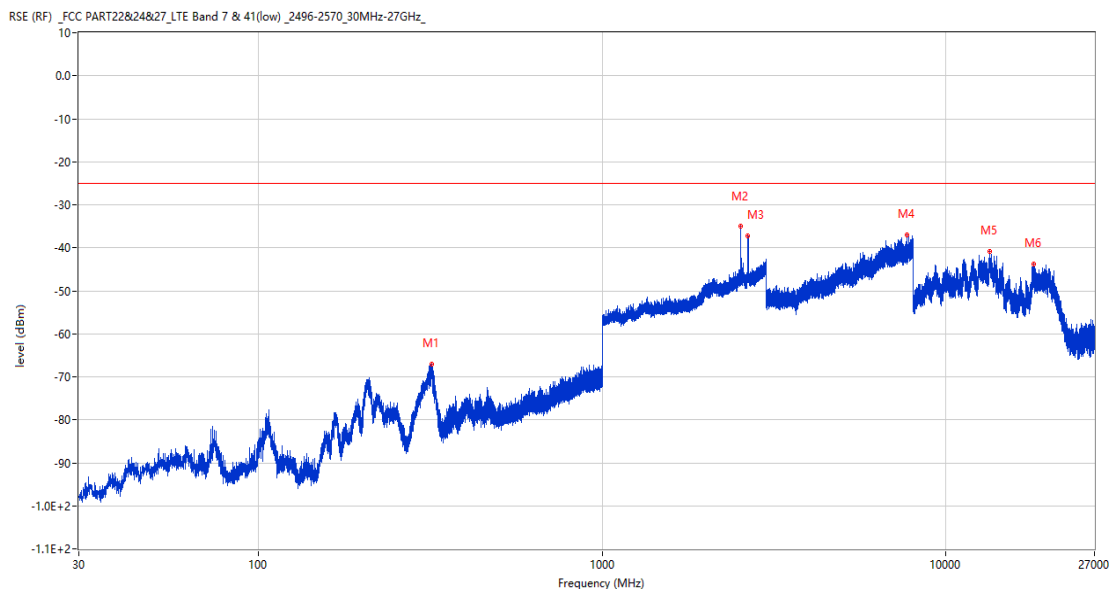
RSE-V&H LTE Band 7 BW5 CH21100



Frequency (MHz)	Result (dBm)	Factor (dB)	PK Limit (dBm)	Over Limit (dB)	Table (o)	ANT	EUT	Verdict
315.422	-70.68	-11.39	-25.0	-45.68	248.00	Vertical	Horizontal	Pass
1301.500	-51.44	0.68	-25.0	-26.44	197.00	Vertical	Horizontal	Pass
2654.200	-43.57	8.45	-25.0	-18.57	360.00	Vertical	Horizontal	N/A
7995.500	-37.52	18.76	-25.0	-12.52	352.00	Vertical	Horizontal	Pass
13357.425	-41.36	16.61	-25.0	-16.36	57.00	Vertical	Horizontal	Pass
17899.725	-44.12	12.88	-25.0	-19.12	169.00	Vertical	Horizontal	Pass

11.2 LTE Band 7 BW10, Middle Channel

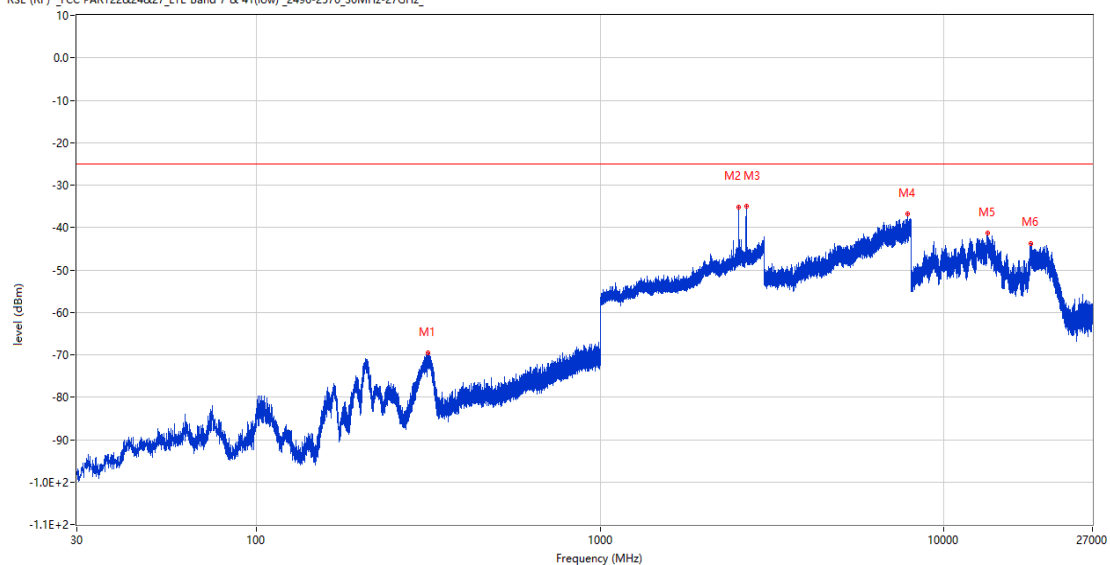
RSE-H&H LTE Band 7 BW10 CH21100



Frequency (MHz)	Result (dBm)	Factor (dB)	PK Limit (dBm)	Over Limit (dB)	Table (o)	ANT	EUT	Verdict
318.866	-67.07	-11.34	-25.0	-42.07	260.00	Horizontal	Horizontal	Pass
2531.300	-34.99	8.85	-25.0	-9.99	354.00	Horizontal	Horizontal	N/A
2652.500	-37.20	8.61	-25.0	-12.20	234.00	Horizontal	Horizontal	N/A
7704.500	-37.05	17.43	-25.0	-12.05	0.00	Horizontal	Horizontal	Pass
13399.425	-40.92	17.00	-25.0	-15.92	146.00	Horizontal	Horizontal	Pass
17936.738	-43.81	13.77	-25.0	-18.81	300.00	Horizontal	Horizontal	Pass

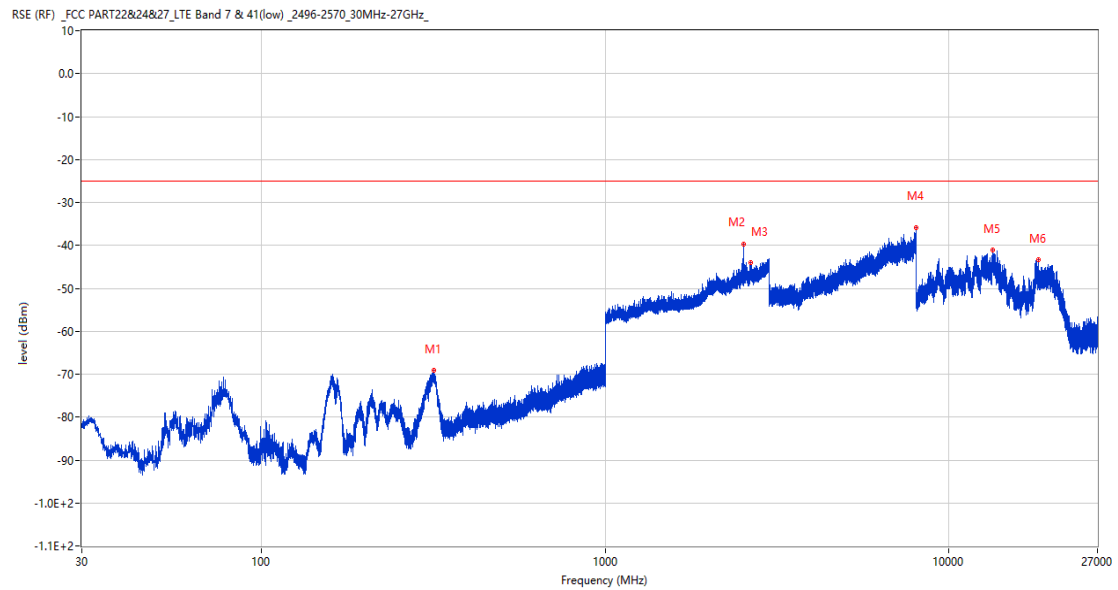
RSE-H&V LTE Band 7 BW10 CH21100

RSE (RF) _FCC PART22&24&27_LTE Band 7 & 41(low) _2496-2570_30MHz-27GHz_



Frequency (MHz)	Result (dBm)	Factor (dB)	PK Limit (dBm)	Over Limit (dB)	Table (o)	ANT	EUT	Verdict
315.956	-69.66	-11.45	-25.0	-44.66	284.00	Horizontal	Vertical	Pass
2531.600	-35.30	8.85	-25.0	-10.30	187.00	Horizontal	Vertical	N/A
2659.800	-35.01	8.60	-25.0	-10.01	163.00	Horizontal	Vertical	N/A
7841.000	-36.80	17.73	-25.0	-11.80	0.00	Horizontal	Vertical	Pass
13351.650	-41.21	16.56	-25.0	-16.21	1.00	Horizontal	Vertical	Pass
17912.588	-43.68	13.19	-25.0	-18.68	34.00	Horizontal	Vertical	Pass

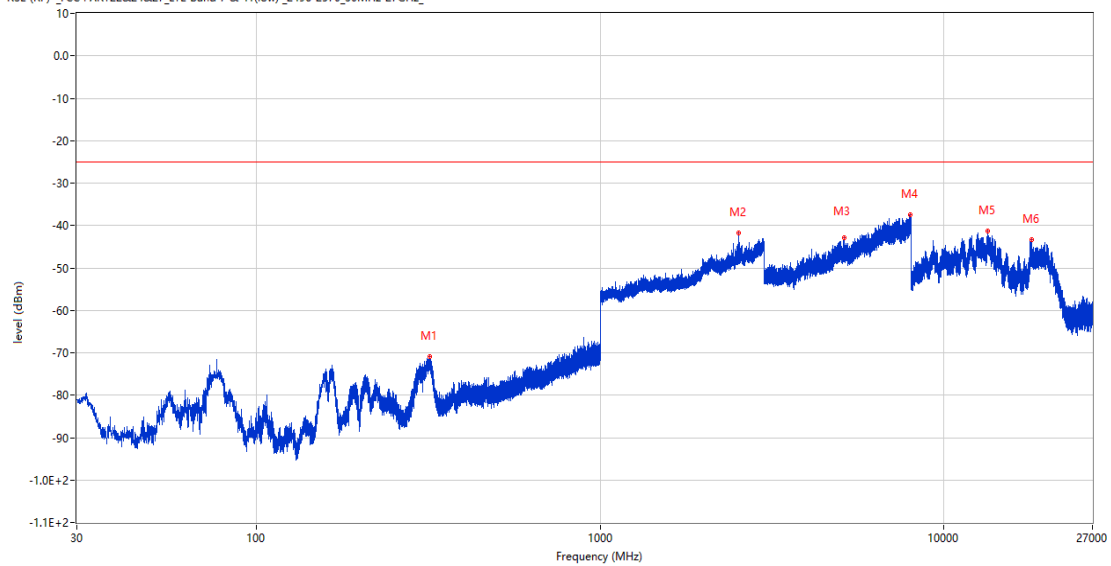
RSE-V&V LTE Band 7 BW10 CH21100



Frequency (MHz)	Result (dBm)	Factor (dB)	PK Limit (dBm)	Over Limit (dB)	Table (o)	ANT	EUT	Verdict
317.411	-69.20	-11.38	-25.0	-44.20	1.00	Vertical	Vertical	Pass
2531.600	-39.81	8.85	-25.0	-14.81	81.00	Vertical	Vertical	N/A
2654.600	-43.91	8.38	-25.0	-18.91	255.00	Vertical	Vertical	N/A
8000.000	-35.88	19.04	-25.0	-10.88	145.00	Vertical	Vertical	Pass
13413.075	-41.13	16.72	-25.0	-16.13	10.00	Vertical	Vertical	Pass
18142.650	-43.29	12.86	-25.0	-18.29	40.00	Vertical	Vertical	Pass

RSE-V&H LTE Band 7 BW10 CH21100

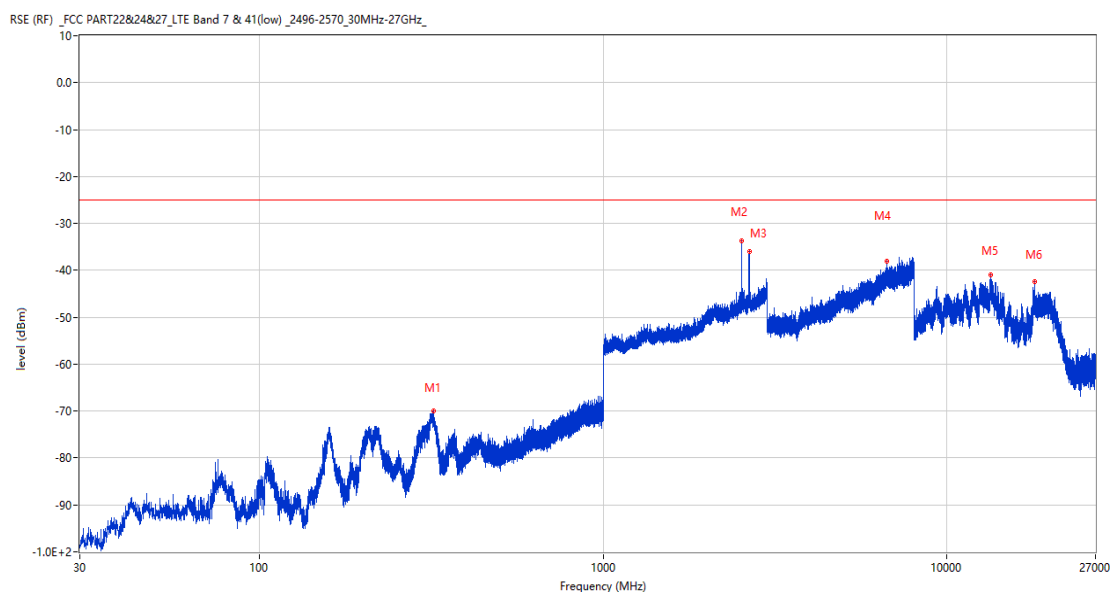
RSE (RF) _FCC PART22&24&27_LTE Band 7 & 41(low) _2496-2570_30MHz-27GHz_



Frequency (MHz)	Result (dBm)	Factor (dB)	PK Limit (dBm)	Over Limit (dB)	Table (o)	ANT	EUT	Verdict
318.042	-70.91	-11.36	-25.0	-45.91	276.00	Vertical	Horizontal	Pass
2531.700	-41.82	8.84	-25.0	-16.82	115.00	Vertical	Horizontal	N/A
5119.250	-42.92	12.26	-25.0	-17.92	80.00	Vertical	Horizontal	Pass
7950.000	-37.54	18.64	-25.0	-12.54	303.00	Vertical	Horizontal	Pass
13394.962	-41.27	16.96	-25.0	-16.27	13.00	Vertical	Horizontal	Pass
17925.450	-43.38	13.50	-25.0	-18.38	3.00	Vertical	Horizontal	Pass

11.3 LTE Band 7 BW15, Middle Channel

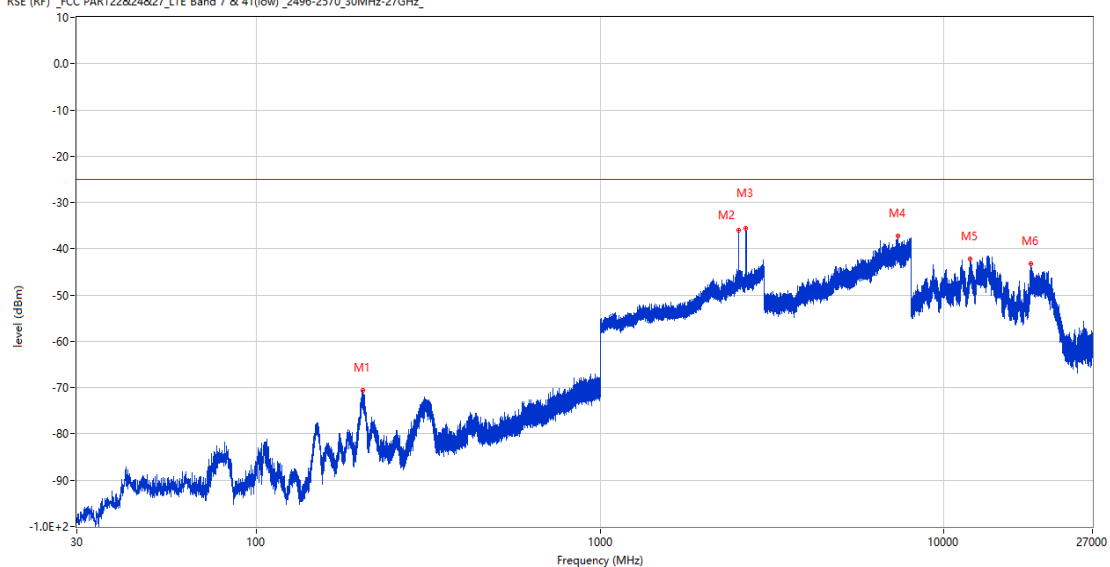
RSE-H&H LTE Band 7 BW15 CH21100



Frequency (MHz)	Result (dBm)	Factor (dB)	PK Limit (dBm)	Over Limit (dB)	Table (o)	ANT	EUT	Verdict
320.515	-70.00	-11.26	-25.0	-45.00	93.00	Horizontal	Horizontal	Pass
2529.300	-33.81	8.85	-25.0	-8.81	165.00	Horizontal	Horizontal	N/A
2658.600	-35.89	8.51	-25.0	-10.89	227.00	Horizontal	Horizontal	N/A
6675.500	-38.13	16.74	-25.0	-13.13	16.00	Horizontal	Horizontal	Pass
13406.775	-40.97	16.86	-25.0	-15.97	360.00	Horizontal	Horizontal	Pass
17957.474	-42.40	13.90	-25.0	-17.40	1.00	Horizontal	Horizontal	Pass

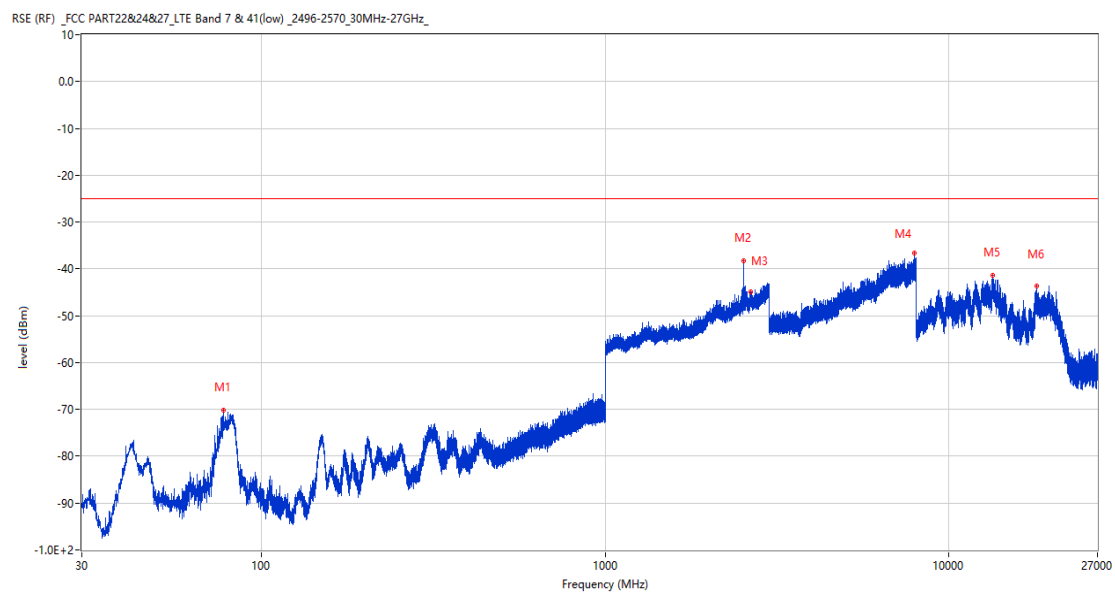
RSE-H&V LTE Band 7 BW15 CH21100

RSE (RF) _FCC PART22&24&27_LTE Band 7 & 41(low) _2496-2570_30MHz-27GHz_



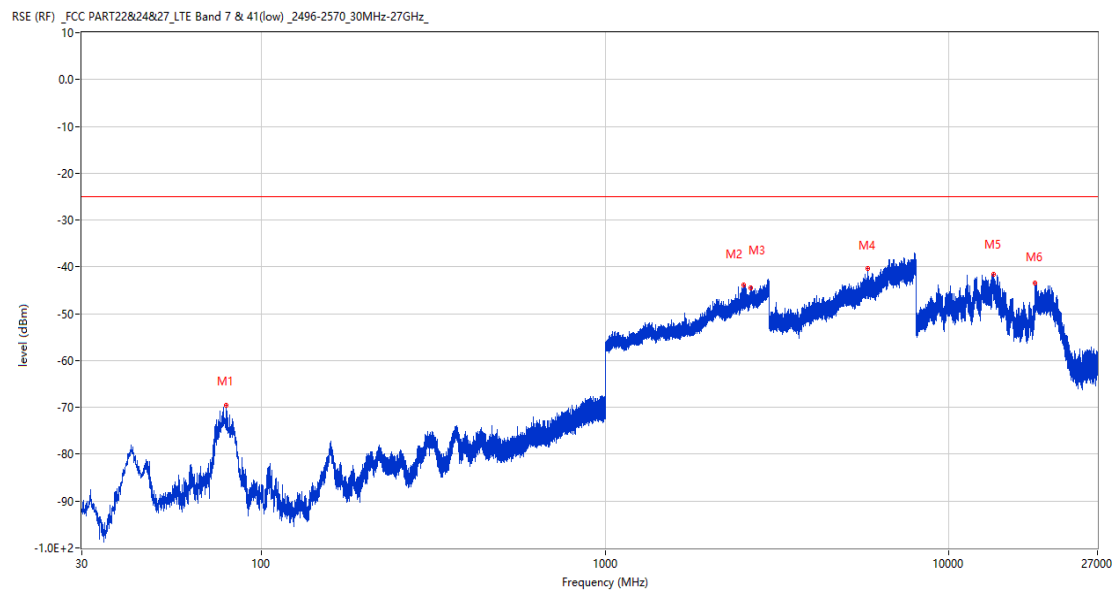
Frequency (MHz)	Result (dBm)	Factor (dB)	PK Limit (dBm)	Over Limit (dB)	Table (o)	ANT	EUT	Verdict
204.115	-70.54	-15.66	-25.0	-45.54	51.00	Horizontal	Vertical	Pass
2529.200	-36.05	8.85	-25.0	-11.05	14.00	Horizontal	Vertical	N/A
2654.400	-35.63	8.42	-25.0	-10.63	227.00	Horizontal	Vertical	N/A
7317.500	-37.13	17.12	-25.0	-12.13	20.00	Horizontal	Vertical	Pass
11894.050	-42.16	13.85	-25.0	-17.16	81.00	Horizontal	Vertical	Pass
17912.588	-43.19	13.19	-25.0	-18.19	144.00	Horizontal	Vertical	Pass

RSE-V&V LTE Band 7 BW15 CH21100



Frequency (MHz)	Result (dBm)	Factor (dB)	PK Limit (dBm)	Over Limit (dB)	Table (o)	ANT	EUT	Verdict
77.675	-70.15	-20.65	-25.0	-45.15	20.00	Vertical	Vertical	Pass
2529.100	-38.21	8.85	-25.0	-13.21	31.00	Vertical	Vertical	N/A
2651.200	-44.87	8.71	-25.0	-19.87	25.00	Vertical	Vertical	N/A
7933.000	-36.55	18.73	-25.0	-11.55	212.00	Vertical	Vertical	Pass
13395.750	-41.37	16.97	-25.0	-16.37	1.00	Vertical	Vertical	Pass
17950.913	-43.67	14.07	-25.0	-18.67	276.00	Vertical	Vertical	Pass

RSE-V&H LTE Band 7 BW15 CH21100



Frequency (MHz)	Result (dBm)	Factor (dB)	PK Limit (dBm)	Over Limit (dB)	Table (o)	ANT	EUT	Verdict
78.791	-69.46	-20.55	-25.0	-44.46	348.00	Vertical	Horizontal	Pass
2529.500	-43.84	8.85	-25.0	-18.84	128.00	Vertical	Horizontal	N/A
2650.600	-44.50	8.68	-25.0	-19.50	49.00	Vertical	Horizontal	N/A
5808.250	-40.40	14.58	-25.0	-15.40	280.00	Vertical	Horizontal	Pass
13433.287	-41.63	16.28	-25.0	-16.63	235.00	Vertical	Horizontal	Pass
17804.700	-43.42	13.07	-25.0	-18.42	167.00	Vertical	Horizontal	Pass

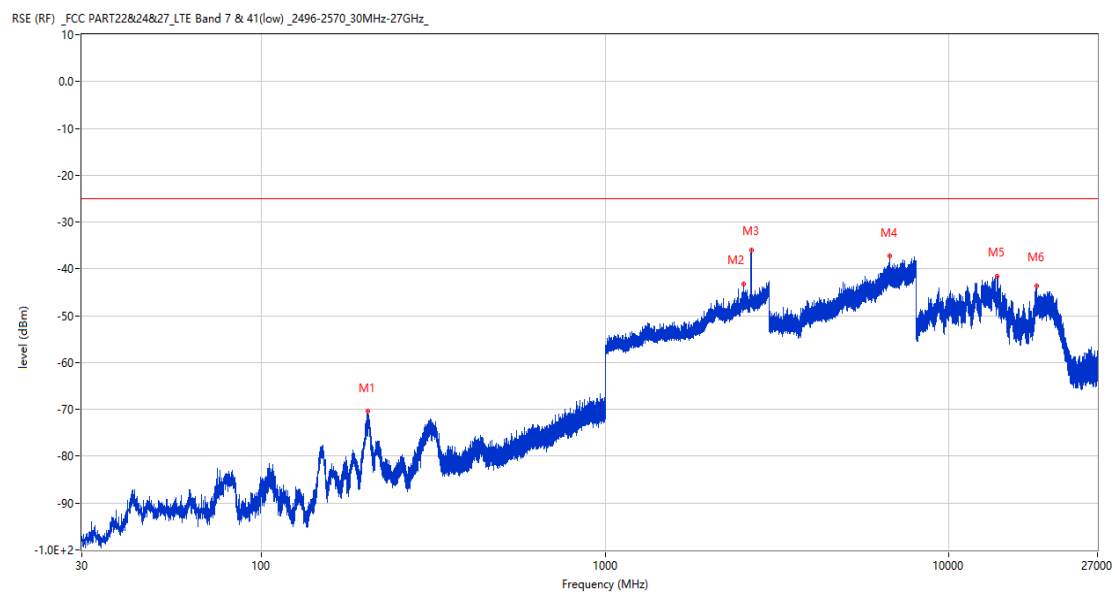
11.4 LTE Band 7 BW20, Middle Channel

RSE-H&H LTE Band 7 BW20 CH21100



Frequency (MHz)	Result (dBm)	Factor (dB)	PK Limit (dBm)	Over Limit (dB)	Table (o)	ANT	EUT	Verdict
203.000	-70.01	-15.58	-25.0	-45.01	53.00	Horizontal	Horizontal	Pass
2525.900	-41.46	8.86	-25.0	-16.46	165.00	Horizontal	Horizontal	N/A
2653.900	-35.75	8.51	-25.0	-10.75	226.00	Horizontal	Horizontal	N/A
7958.250	-36.53	18.31	-25.0	-11.53	322.00	Horizontal	Horizontal	Pass
13811.287	-40.23	16.75	-25.0	-15.23	255.00	Horizontal	Horizontal	Pass
17912.850	-43.27	13.20	-25.0	-18.27	232.00	Horizontal	Horizontal	Pass

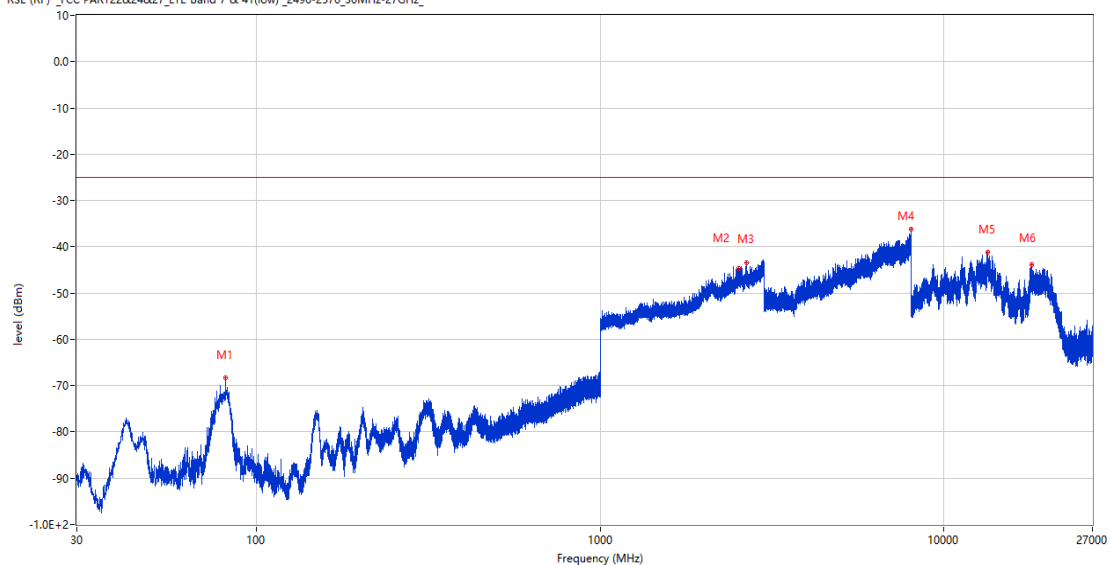
RSE-H&V LTE Band 7 BW20 CH21100



Frequency (MHz)	Result (dBm)	Factor (dB)	PK Limit (dBm)	Over Limit (dB)	Table (o)	ANT	EUT	Verdict
203.194	-70.35	-15.56	-25.0	-45.35	51.00	Horizontal	Vertical	Pass
2527.100	-43.31	8.86	-25.0	-18.31	190.00	Horizontal	Vertical	N/A
2655.300	-36.04	8.47	-25.0	-11.04	220.00	Horizontal	Vertical	N/A
6699.250	-37.27	16.89	-25.0	-12.27	360.00	Horizontal	Vertical	Pass
13807.875	-41.50	16.83	-25.0	-16.50	10.00	Horizontal	Vertical	Pass
17941.987	-43.76	13.90	-25.0	-18.76	166.00	Horizontal	Vertical	Pass

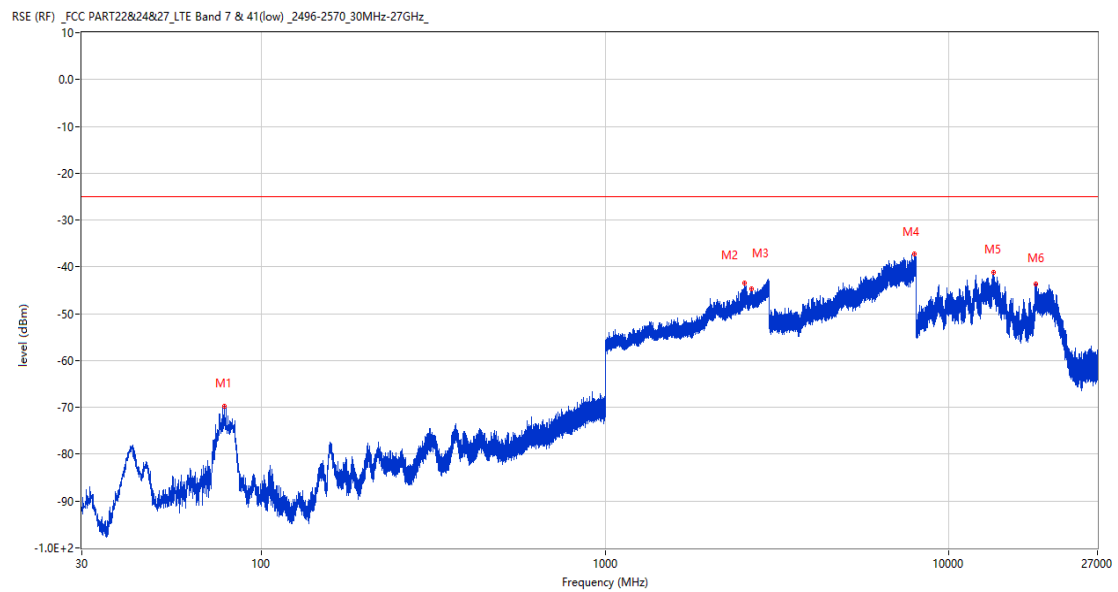
RSE-V&V LTE Band 7 BW20 CH21100

RSE (RF) _FCC PART22&24&27_LTE Band 7 & 41(low) _2496-2570_30MHz-27GHz_



Frequency (MHz)	Result (dBm)	Factor (dB)	PK Limit (dBm)	Over Limit (dB)	Table (o)	ANT	EUT	Verdict
81.265	-68.25	-20.12	-25.0	-43.25	31.00	Vertical	Vertical	Pass
2526.700	-44.74	8.86	-25.0	-19.74	257.00	Vertical	Vertical	N/A
2664.500	-43.40	9.03	-25.0	-18.40	147.00	Vertical	Vertical	N/A
7997.500	-36.25	18.88	-25.0	-11.25	219.00	Vertical	Vertical	Pass
13370.287	-41.11	16.73	-25.0	-16.11	99.00	Vertical	Vertical	Pass
17969.025	-43.87	13.62	-25.0	-18.87	76.00	Vertical	Vertical	Pass

RSE-V&H LTE Band 7 BW20 CH21100

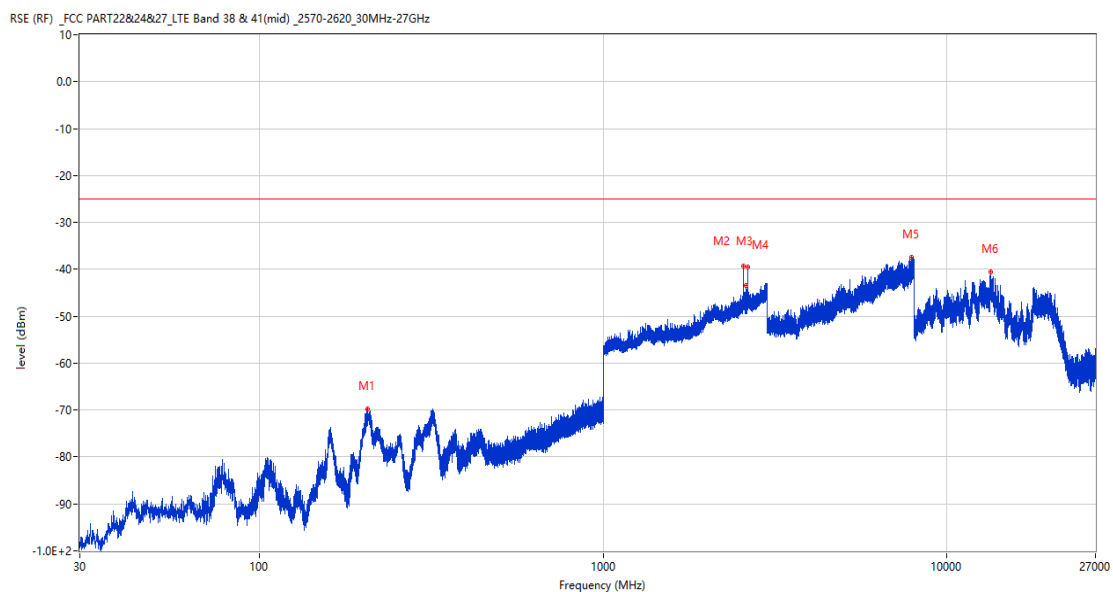


Frequency (MHz)	Result (dBm)	Factor (dB)	PK Limit (dBm)	Over Limit (dB)	Table (o)	ANT	EUT	Verdict
77.869	-69.80	-20.66	-25.0	-44.80	62.00	Vertical	Horizontal	Pass
2543.300	-43.35	8.81	-25.0	-18.35	292.00	Vertical	Horizontal	N/A
2655.400	-44.68	8.48	-25.0	-19.68	340.00	Vertical	Horizontal	N/A
7943.000	-37.33	18.89	-25.0	-12.33	196.00	Vertical	Horizontal	Pass
13432.500	-41.16	16.29	-25.0	-16.16	186.00	Vertical	Horizontal	Pass
17916.525	-43.66	13.29	-25.0	-18.66	207.00	Vertical	Horizontal	Pass

12 LTE Band 38

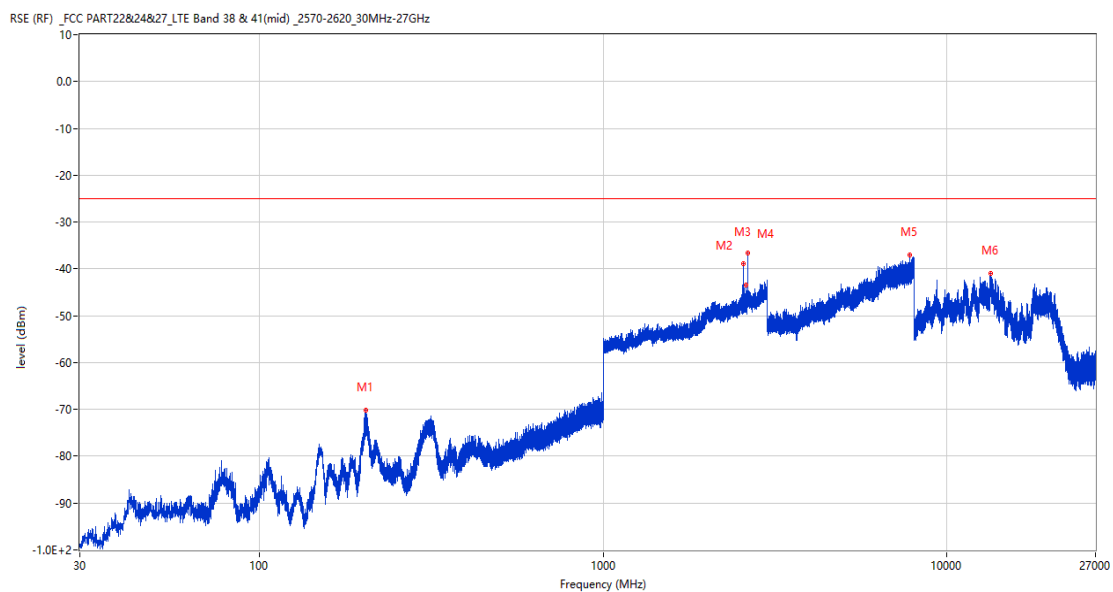
12.1 LTE Band 38 BW5, Middle Channel

RSE-H&H LTE Band 38 BW5 CH38000



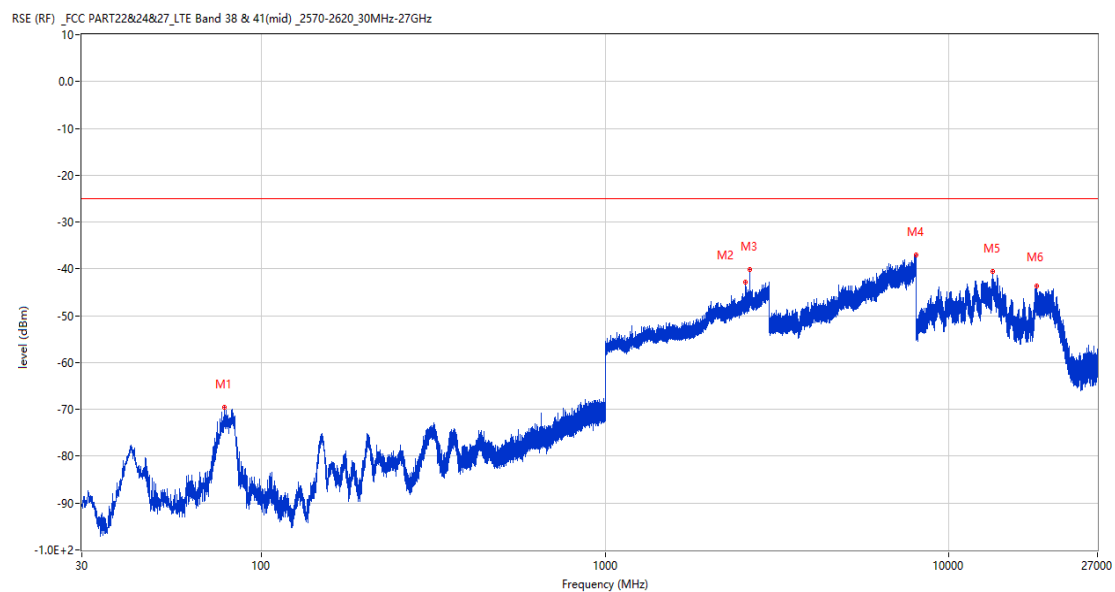
Frequency (MHz)	Result (dBm)	Factor (dB)	PK Limit (dBm)	Over Limit (dB)	Table (o)	ANT	EUT	Verdict
206.394	-69.76	-15.50	-25.0	-44.76	66.00	Horizontal	Horizontal	Pass
2558.400	-39.32	8.23	-25.0	-14.32	166.00	Horizontal	Horizontal	N/A
2593.600	-43.45	8.67	-25.0	-18.45	360.00	Horizontal	Horizontal	N/A
2627.700	-39.53	8.99	-25.0	-14.53	336.00	Horizontal	Horizontal	N/A
7876.250	-37.40	17.90	-25.0	-12.40	324.00	Horizontal	Horizontal	Pass
13381.313	-40.54	16.83	-25.0	-15.54	71.00	Horizontal	Horizontal	Pass

RSE-H&V LTE Band 38 BW5 CH38000



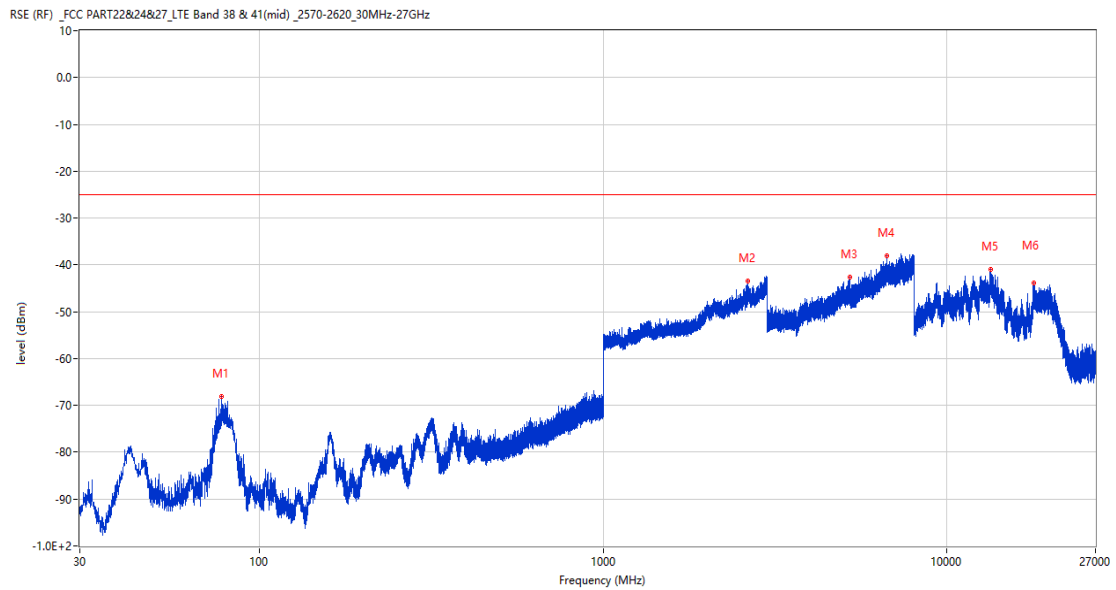
Frequency (MHz)	Result (dBm)	Factor (dB)	PK Limit (dBm)	Over Limit (dB)	Table (o)	ANT	EUT	Verdict
203.582	-70.21	-15.60	-25.0	-45.21	54.00	Horizontal	Vertical	Pass
2557.100	-38.83	8.21	-25.0	-13.83	9.00	Horizontal	Vertical	N/A
2594.000	-43.41	8.67	-25.0	-18.41	15.00	Horizontal	Vertical	N/A
2629.200	-36.53	9.00	-25.0	-11.53	257.00	Horizontal	Vertical	N/A
7775.750	-37.00	18.07	-25.0	-12.00	71.00	Horizontal	Vertical	Pass
13394.437	-40.98	16.96	-25.0	-15.98	1.00	Horizontal	Vertical	Pass

RSE-V&V LTE Band 38 BW5 CH38000



Frequency (MHz)	Result (dBm)	Factor (dB)	PK Limit (dBm)	Over Limit (dB)	Table (o)	ANT	EUT	Verdict
78.160	-69.62	-20.64	-25.0	-44.62	19.00	Vertical	Vertical	Pass
2559.200	-42.79	8.24	-25.0	-17.79	360.00	Vertical	Vertical	N/A
2629.300	-40.19	9.01	-25.0	-15.19	9.00	Vertical	Vertical	N/A
7995.500	-37.01	18.76	-25.0	-12.01	238.00	Vertical	Vertical	Pass
13351.912	-40.55	16.56	-25.0	-15.55	360.00	Vertical	Vertical	Pass
17961.150	-43.70	13.81	-25.0	-18.70	235.00	Vertical	Vertical	Pass

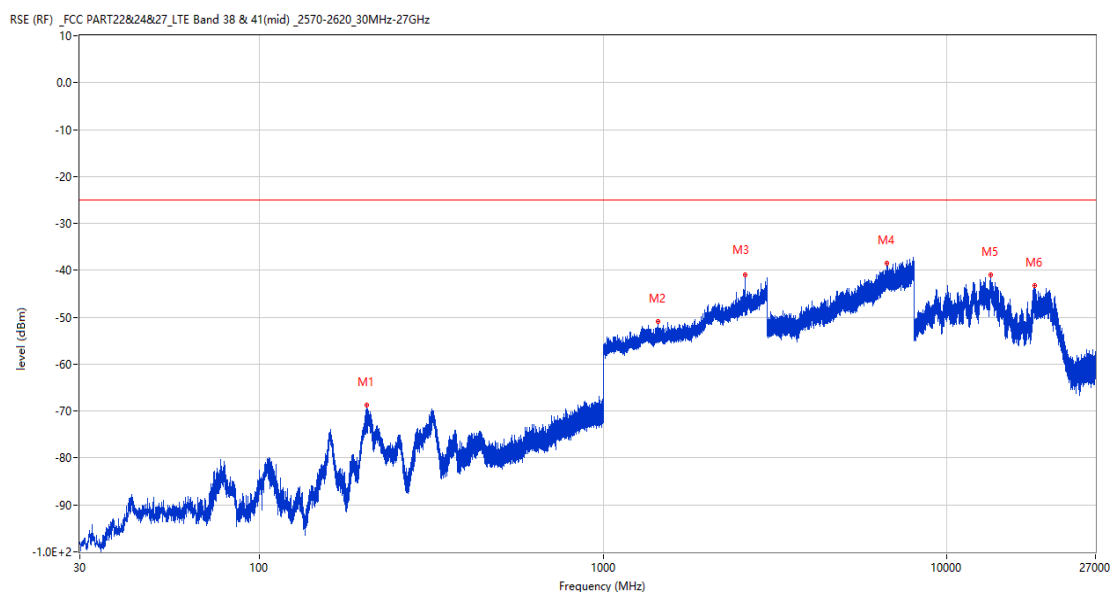
RSE-V&H LTE Band 38 BW5 CH38000



Frequency (MHz)	Result (dBm)	Factor (dB)	PK Limit (dBm)	Over Limit (dB)	Table (o)	ANT	EUT	Verdict
77.724	-68.12	-20.65	-25.0	-43.12	97.00	Vertical	Horizontal	Pass
2629.700	-43.53	9.01	-25.0	-18.53	227.00	Vertical	Horizontal	N/A
5216.750	-42.63	12.37	-25.0	-17.63	53.00	Vertical	Horizontal	Pass
6667.750	-38.08	16.49	-25.0	-13.08	351.00	Vertical	Horizontal	Pass
13373.175	-41.00	16.76	-25.0	-16.00	152.00	Vertical	Horizontal	Pass
17907.075	-43.84	13.06	-25.0	-18.84	2.00	Vertical	Horizontal	Pass

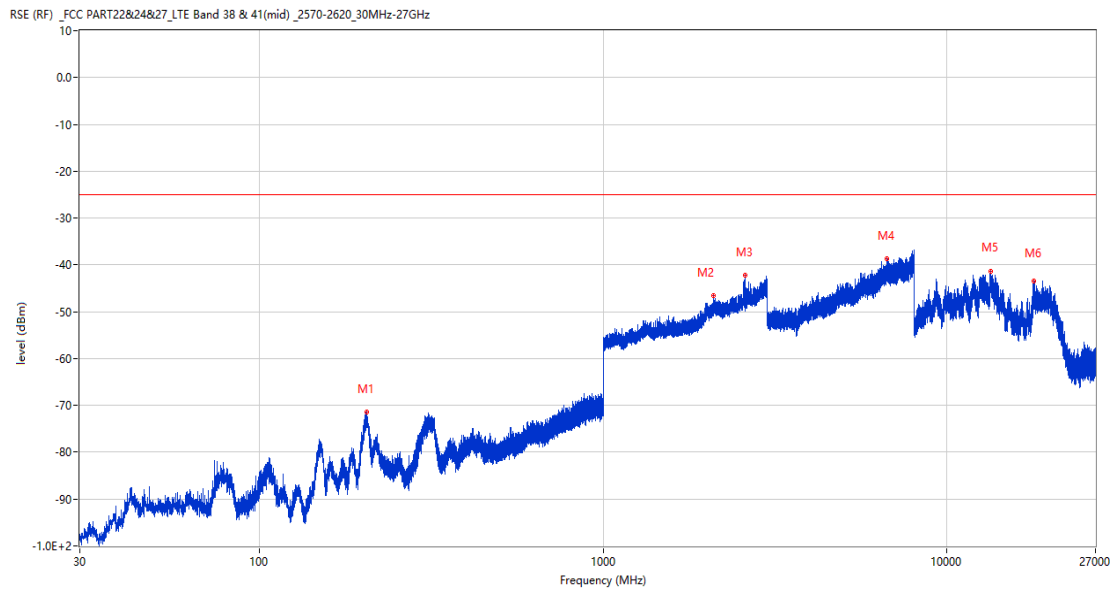
12.2 LTE Band 38 BW10, Middle Channel

RSE-H&H LTE Band 38 BW10 CH38000



Frequency (MHz)	Result (dBm)	Factor (dB)	PK Limit (dBm)	Over Limit (dB)	Table (o)	ANT	EUT	Verdict
205.036	-68.70	-15.59	-25.0	-43.70	50.00	Horizontal	Horizontal	Pass
1443.000	-50.82	0.72	-25.0	-25.82	82.00	Horizontal	Horizontal	Pass
2591.500	-41.06	8.64	-25.0	-16.06	154.00	Horizontal	Horizontal	N/A
6674.750	-38.50	16.67	-25.0	-13.50	124.00	Horizontal	Horizontal	Pass
13372.650	-40.89	16.75	-25.0	-15.89	229.00	Horizontal	Horizontal	Pass
17962.199	-43.27	13.79	-25.0	-18.27	2.00	Horizontal	Horizontal	Pass

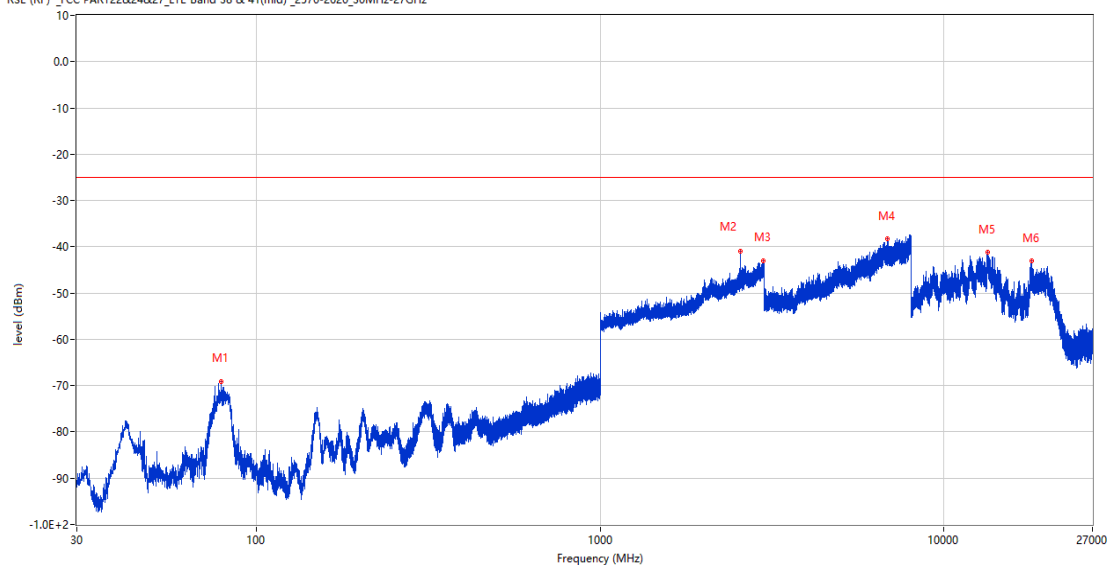
RSE-H&V LTE Band 38 BW10 CH38000



Frequency (MHz)	Result (dBm)	Factor (dB)	PK Limit (dBm)	Over Limit (dB)	Table (o)	ANT	EUT	Verdict
204.891	-71.36	-15.64	-25.0	-46.36	31.00	Horizontal	Vertical	Pass
2093.100	-46.53	5.30	-25.0	-21.53	203.00	Horizontal	Vertical	Pass
2591.500	-42.21	8.64	-25.0	-17.21	130.00	Horizontal	Vertical	N/A
6688.500	-38.77	17.04	-25.0	-13.77	238.00	Horizontal	Vertical	Pass
13404.412	-41.47	16.91	-25.0	-16.47	12.00	Horizontal	Vertical	Pass
17889.489	-43.48	12.67	-25.0	-18.48	123.00	Horizontal	Vertical	Pass

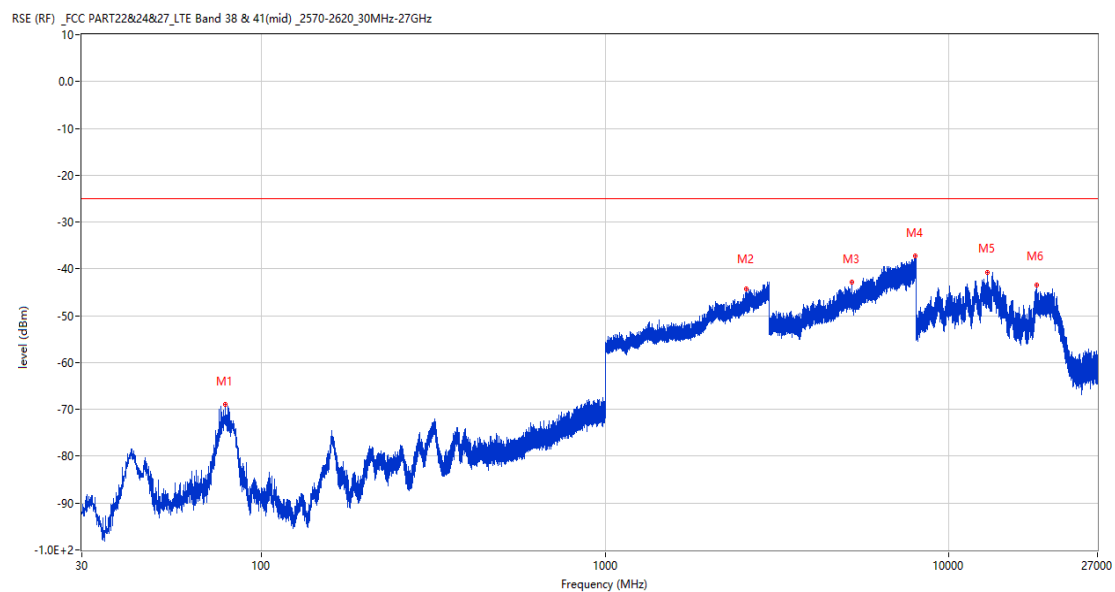
RSE-V&V LTE Band 38 BW10 CH38000

RSE (RF) _FCC PART22&24&27_LTE Band 38 & 41(mid) _2570-2620_30MHz-27GHz



Frequency (MHz)	Result (dBm)	Factor (dB)	PK Limit (dBm)	Over Limit (dB)	Table (o)	ANT	EUT	Verdict
78.888	-69.04	-20.53	-25.0	-44.04	77.00	Vertical	Vertical	Pass
2551.900	-40.98	8.19	-25.0	-15.98	9.00	Vertical	Vertical	N/A
2980.600	-43.05	11.55	-25.0	-18.05	357.00	Vertical	Vertical	Pass
6851.000	-38.34	16.43	-25.0	-13.34	300.00	Vertical	Vertical	Pass
13392.338	-41.21	16.94	-25.0	-16.21	360.00	Vertical	Vertical	Pass
17970.864	-43.00	13.57	-25.0	-18.00	12.00	Vertical	Vertical	Pass

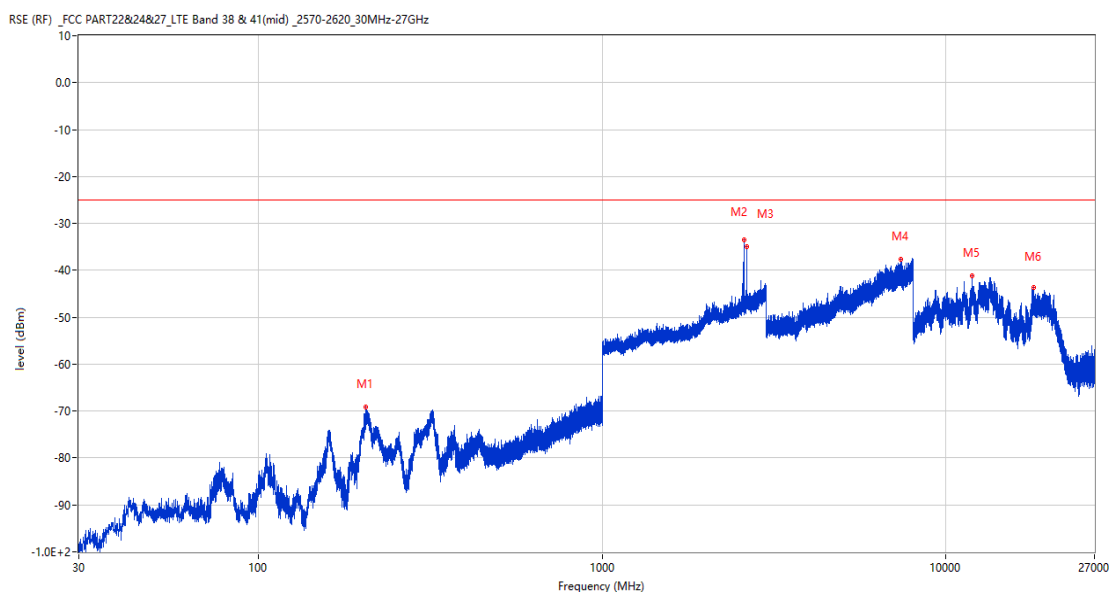
RSE-V&H LTE Band 38 BW10 CH38000



Frequency (MHz)	Result (dBm)	Factor (dB)	PK Limit (dBm)	Over Limit (dB)	Table (o)	ANT	EUT	Verdict
78.500	-68.87	-20.59	-25.0	-43.87	0.00	Vertical	Horizontal	Pass
2570.200	-44.28	8.38	-25.0	-19.28	360.00	Vertical	Horizontal	N/A
5221.250	-42.91	12.48	-25.0	-17.91	224.00	Vertical	Horizontal	Pass
7977.250	-37.13	18.04	-25.0	-12.13	282.00	Vertical	Horizontal	Pass
12889.650	-40.68	15.26	-25.0	-15.68	13.00	Vertical	Horizontal	Pass
17950.913	-43.52	14.07	-25.0	-18.52	52.00	Vertical	Horizontal	Pass

12.3 LTE Band 38 BW15, Middle Channel

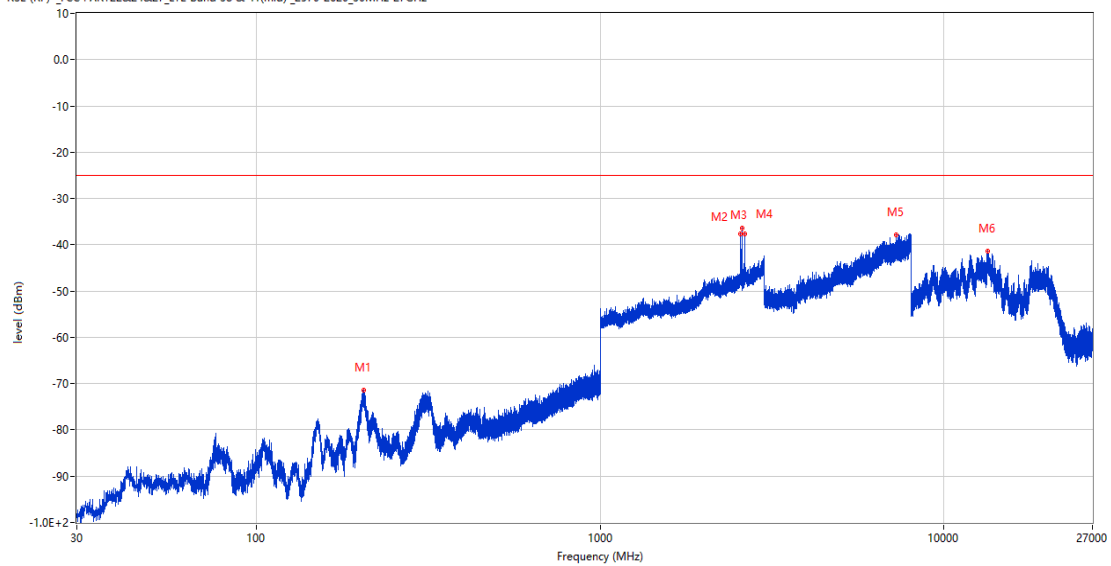
RSE-H&H LTE Band 38 BW15 CH38000



Frequency (MHz)	Result (dBm)	Factor (dB)	PK Limit (dBm)	Over Limit (dB)	Table (o)	ANT	EUT	Verdict
204.988	-69.18	-15.64	-25.0	-44.18	49.00	Horizontal	Horizontal	Pass
2589.300	-33.53	8.61	-25.0	-8.53	355.00	Horizontal	Horizontal	N/A
2626.200	-34.98	8.98	-25.0	-9.98	349.00	Horizontal	Horizontal	N/A
7395.250	-37.62	17.68	-25.0	-12.62	253.00	Horizontal	Horizontal	Pass
11928.963	-41.20	13.98	-25.0	-16.20	188.00	Horizontal	Horizontal	Pass
17932.800	-43.73	13.68	-25.0	-18.73	34.00	Horizontal	Horizontal	Pass

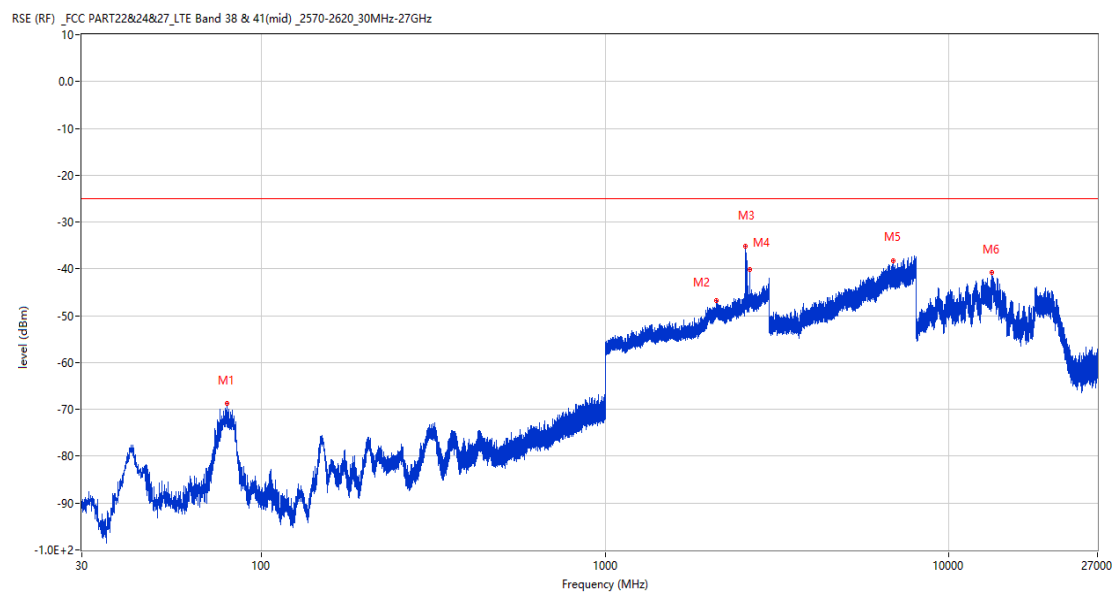
RSE-H&V LTE Band 38 BW15 CH38000

RSE (RF) _FCC PART22&24&27_LTE Band 38 & 41(mid) _2570-2620_30MHz-27GHz



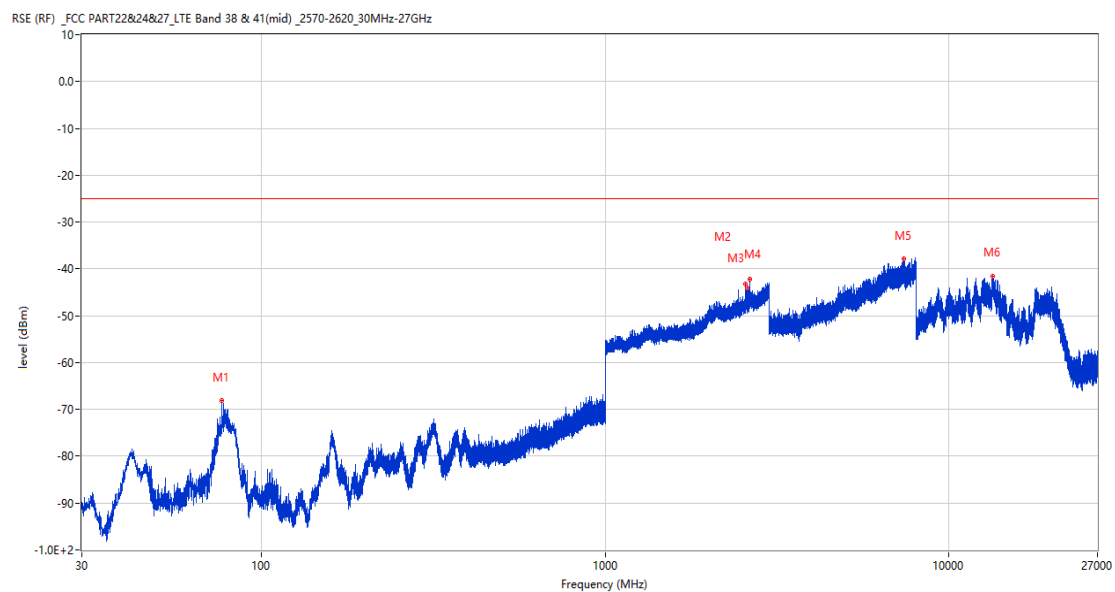
Frequency (MHz)	Result (dBm)	Factor (dB)	PK Limit (dBm)	Over Limit (dB)	Table (o)	ANT	EUT	Verdict
204.697	-71.39	-15.65	-25.0	-46.39	69.00	Horizontal	Vertical	Pass
2561.000	-37.56	8.26	-25.0	-12.56	329.00	Horizontal	Vertical	N/A
2589.200	-36.37	8.61	-25.0	-11.37	178.00	Horizontal	Vertical	N/A
2628.600	-37.61	9.00	-25.0	-12.61	20.00	Horizontal	Vertical	N/A
7251.000	-37.80	17.64	-25.0	-12.80	360.00	Horizontal	Vertical	Pass
13362.413	-41.40	16.66	-25.0	-16.40	24.00	Horizontal	Vertical	Pass

RSE-V&V LTE Band 38 BW15 CH38000



Frequency (MHz)	Result (dBm)	Factor (dB)	PK Limit (dBm)	Over Limit (dB)	Table (o)	ANT	EUT	Verdict
79.519	-68.81	-20.41	-25.0	-43.81	39.00	Vertical	Vertical	Pass
2099.500	-46.77	5.76	-25.0	-21.77	355.00	Vertical	Vertical	Pass
2562.200	-35.24	8.28	-25.0	-10.24	21.00	Vertical	Vertical	N/A
2628.000	-40.07	8.99	-25.0	-15.07	355.00	Vertical	Vertical	N/A
6884.750	-38.18	16.22	-25.0	-13.18	0.00	Vertical	Vertical	Pass
13346.138	-40.76	16.39	-25.0	-15.76	123.00	Vertical	Vertical	Pass

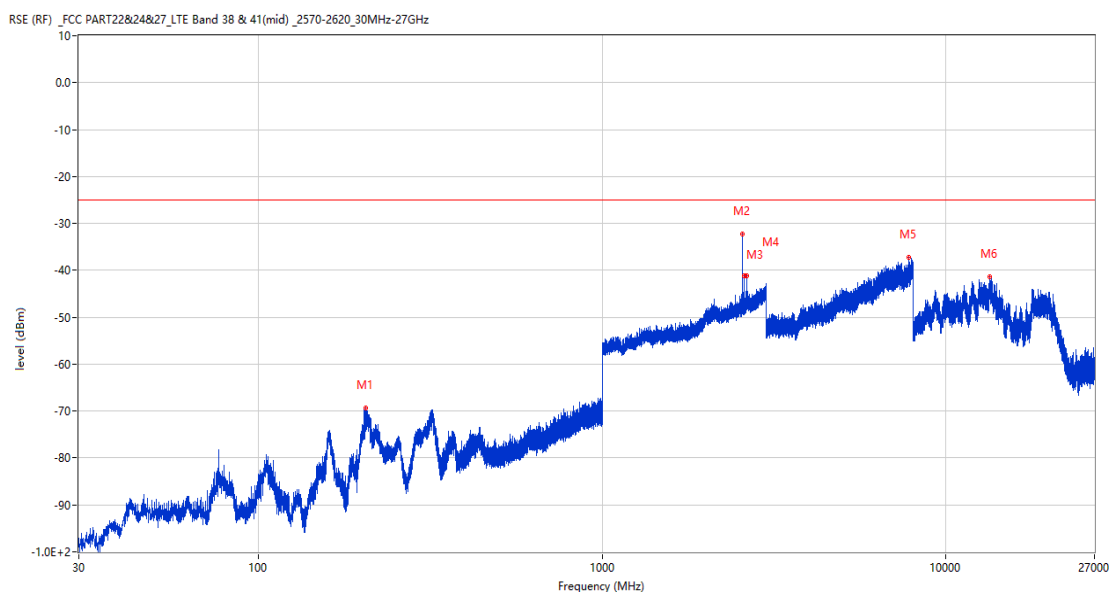
RSE-V&H LTE Band 38 BW15 CH38000



Frequency (MHz)	Result (dBm)	Factor (dB)	PK Limit (dBm)	Over Limit (dB)	Table (o)	ANT	EUT	Verdict
76.414	-68.15	-20.59	-25.0	-43.15	27.00	Vertical	Horizontal	Pass
2561.200	-43.32	8.26	-25.0	-18.32	245.00	Vertical	Horizontal	N/A
2589.100	-44.13	8.61	-25.0	-19.13	100.00	Vertical	Horizontal	N/A
2631.700	-42.26	9.03	-25.0	-17.26	100.00	Vertical	Horizontal	N/A
7374.500	-37.83	17.38	-25.0	-12.83	239.00	Vertical	Horizontal	Pass
13374.224	-41.48	16.77	-25.0	-16.48	360.00	Vertical	Horizontal	Pass

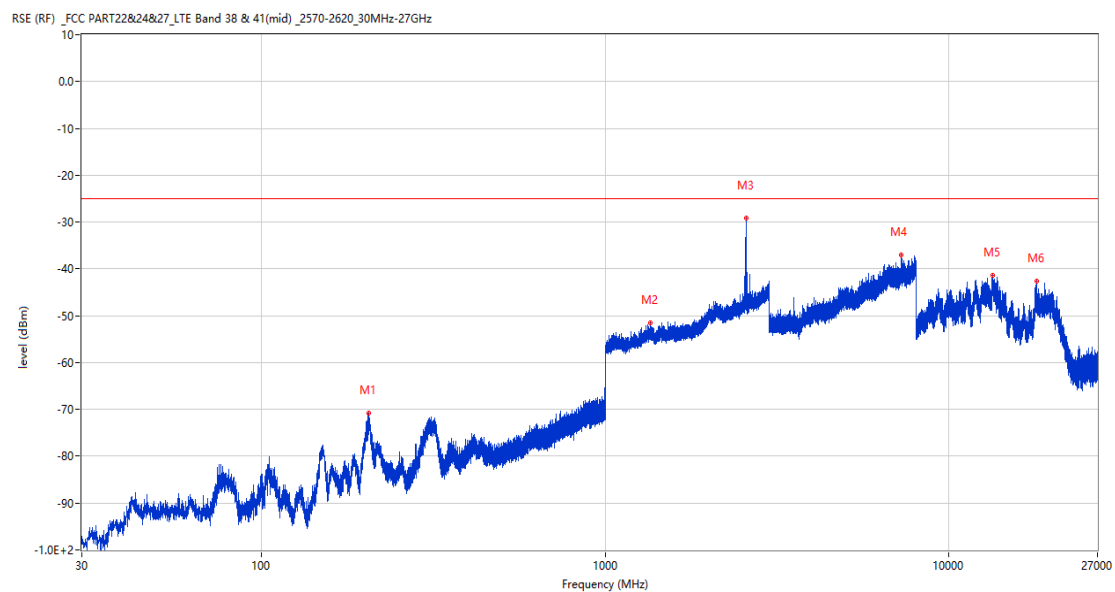
12.4 LTE Band 38 BW20, Middle Channel

RSE-H&H LTE Band 38 BW20 CH38000



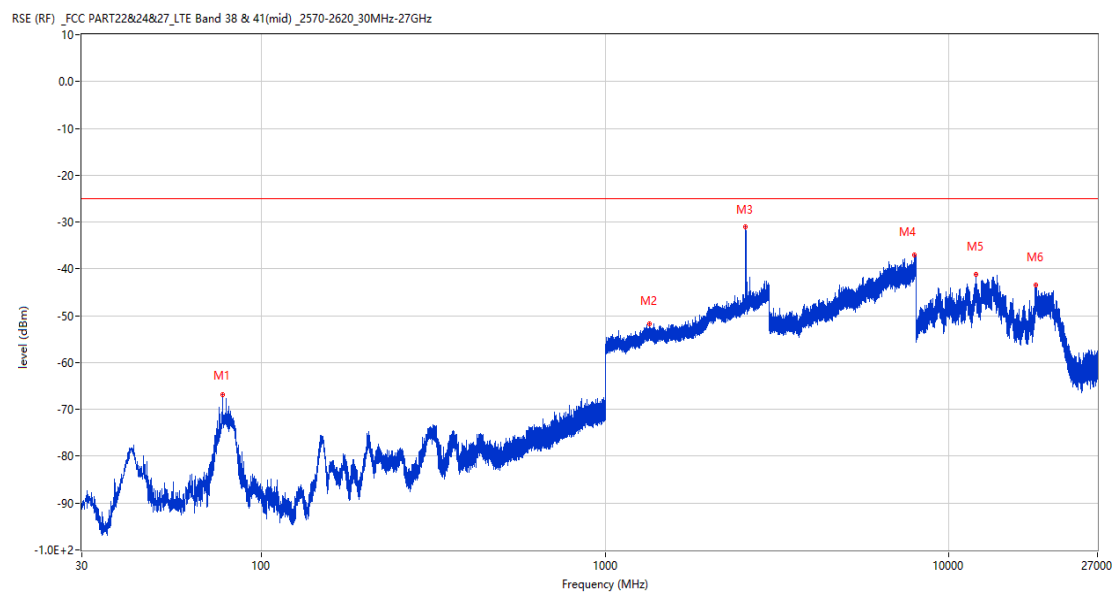
Frequency (MHz)	Result (dBm)	Factor (dB)	PK Limit (dBm)	Over Limit (dB)	Table (o)	ANT	EUT	Verdict
205.230	-69.29	-15.59	-25.0	-44.29	51.00	Horizontal	Horizontal	Pass
2561.800	-32.28	8.27	-25.0	-7.28	125.00	Horizontal	Horizontal	N/A
2586.900	-41.14	8.58	-25.0	-16.14	356.00	Horizontal	Horizontal	N/A
2636.700	-41.18	9.10	-25.0	-16.18	16.00	Horizontal	Horizontal	N/A
7789.250	-37.20	18.31	-25.0	-12.20	2.00	Horizontal	Horizontal	Pass
13356.900	-41.35	16.60	-25.0	-16.35	209.00	Horizontal	Horizontal	Pass

RSE-H&V LTE Band 38 BW20 CH38000



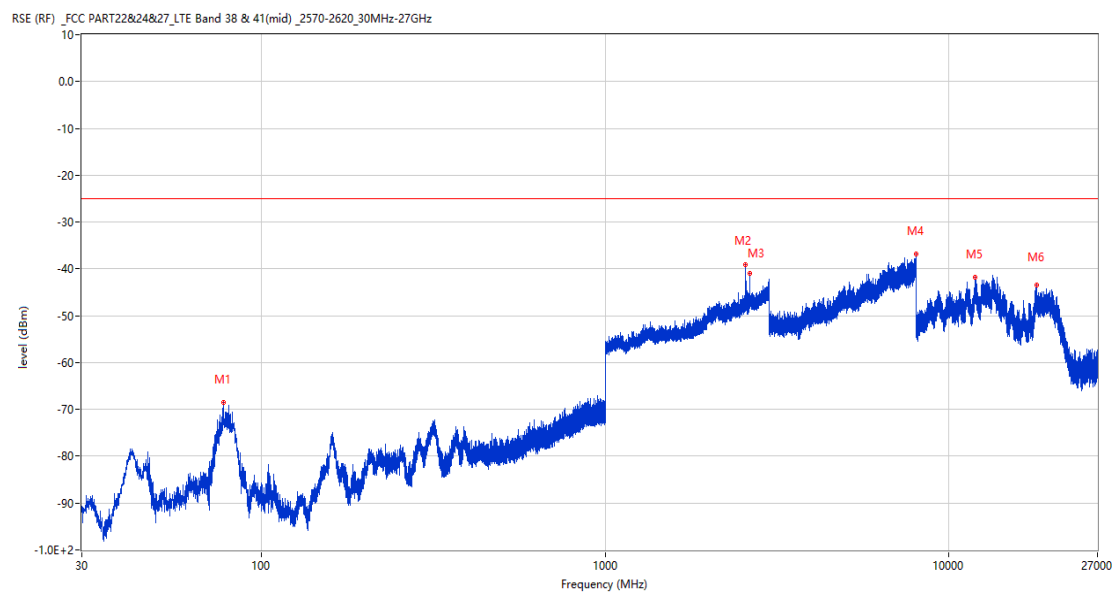
Frequency (MHz)	Result (dBm)	Factor (dB)	PK Limit (dBm)	Over Limit (dB)	Table (o)	ANT	EUT	Verdict
205.473	-70.88	-15.60	-25.0	-45.88	49.00	Horizontal	Vertical	Pass
1349.000	-51.46	0.62	-25.0	-26.46	90.00	Horizontal	Vertical	Pass
2562.800	-29.15	8.28	-25.0	-4.15	195.00	Horizontal	Vertical	N/A
7254.000	-36.99	17.71	-25.0	-11.99	102.00	Horizontal	Vertical	Pass
13401.263	-41.41	16.98	-25.0	-16.41	280.00	Horizontal	Vertical	Pass
17944.875	-42.72	13.97	-25.0	-17.72	10.00	Horizontal	Vertical	Pass

RSE-V&V LTE Band 38 BW20 CH38000



Frequency (MHz)	Result (dBm)	Factor (dB)	PK Limit (dBm)	Over Limit (dB)	Table (o)	ANT	EUT	Verdict
76.948	-66.91	-20.63	-25.0	-41.91	36.00	Vertical	Vertical	Pass
1343.900	-51.75	0.85	-25.0	-26.75	33.00	Vertical	Vertical	Pass
2562.300	-31.07	8.28	-25.0	-6.07	76.00	Vertical	Vertical	N/A
7918.750	-36.98	18.18	-25.0	-11.98	31.00	Vertical	Vertical	Pass
11994.276	-41.15	13.84	-25.0	-16.15	92.00	Vertical	Vertical	Pass
17920.989	-43.54	13.39	-25.0	-18.54	258.00	Vertical	Vertical	Pass

RSE-V&H LTE Band 38 BW20 CH38000

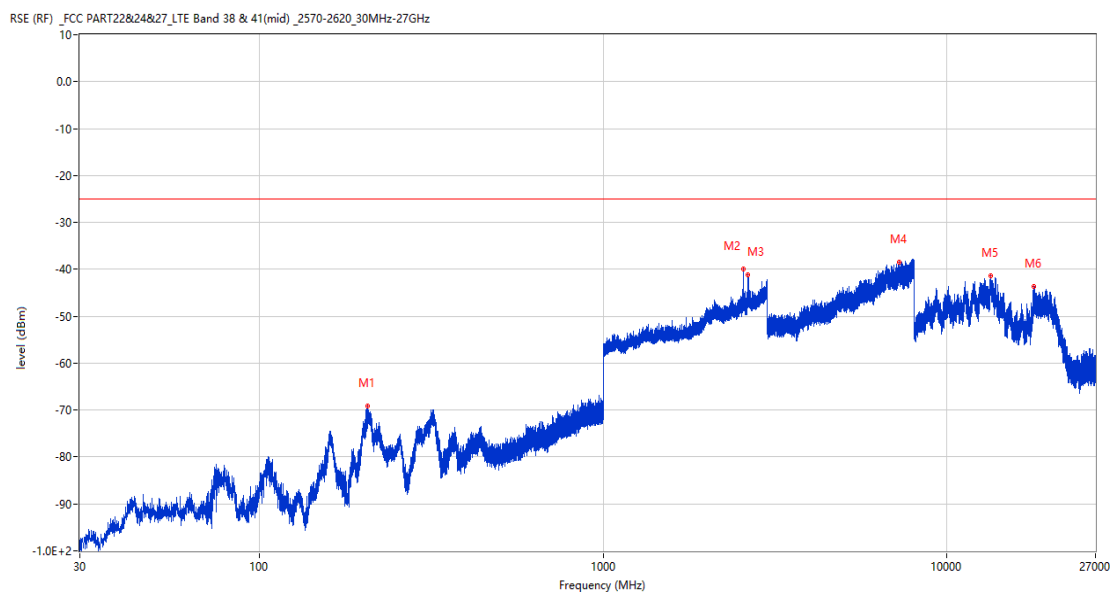


Frequency (MHz)	Result (dBm)	Factor (dB)	PK Limit (dBm)	Over Limit (dB)	Table (o)	ANT	EUT	Verdict
77.675	-68.55	-20.65	-25.0	-43.55	33.00	Vertical	Horizontal	Pass
2561.300	-39.12	8.26	-25.0	-14.12	154.00	Vertical	Horizontal	N/A
2630.600	-41.05	9.02	-25.0	-16.05	124.00	Vertical	Horizontal	N/A
7995.250	-36.74	18.76	-25.0	-11.74	207.00	Vertical	Horizontal	Pass
11902.599	-41.72	13.94	-25.0	-16.72	1.00	Vertical	Horizontal	Pass
17963.250	-43.35	13.76	-25.0	-18.35	347.00	Vertical	Horizontal	Pass

13 LTE Band 41

13.1 LTE Band 41 BW5, Middle Channel

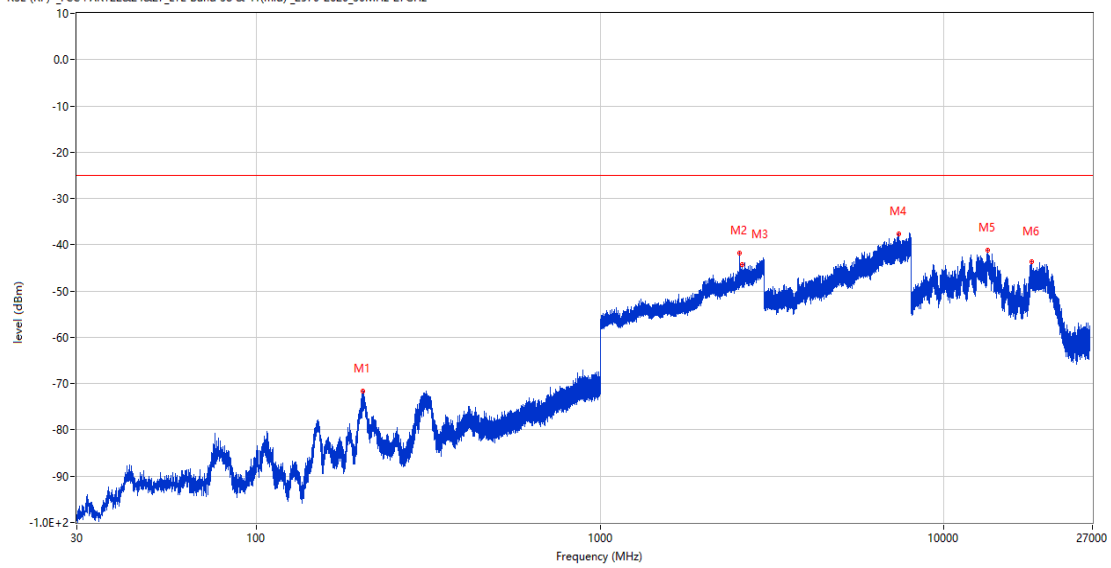
RSE-H&H LTE Band 41 BW5 CH40620



Frequency (MHz)	Result (dBm)	Factor (dB)	PK Limit (dBm)	Over Limit (dB)	Table (o)	ANT	EUT	Verdict
205.618	-69.05	-15.60	-25.0	-44.05	65.00	Horizontal	Horizontal	Pass
2559.400	-39.95	8.24	-25.0	-14.95	0.00	Horizontal	Horizontal	N/A
2628.400	-41.10	9.00	-25.0	-16.10	167.00	Horizontal	Horizontal	N/A
7265.250	-38.54	17.49	-25.0	-13.54	120.00	Horizontal	Horizontal	Pass
13349.812	-41.46	16.53	-25.0	-16.46	53.00	Horizontal	Horizontal	Pass
17897.099	-43.69	12.83	-25.0	-18.69	13.00	Horizontal	Horizontal	Pass

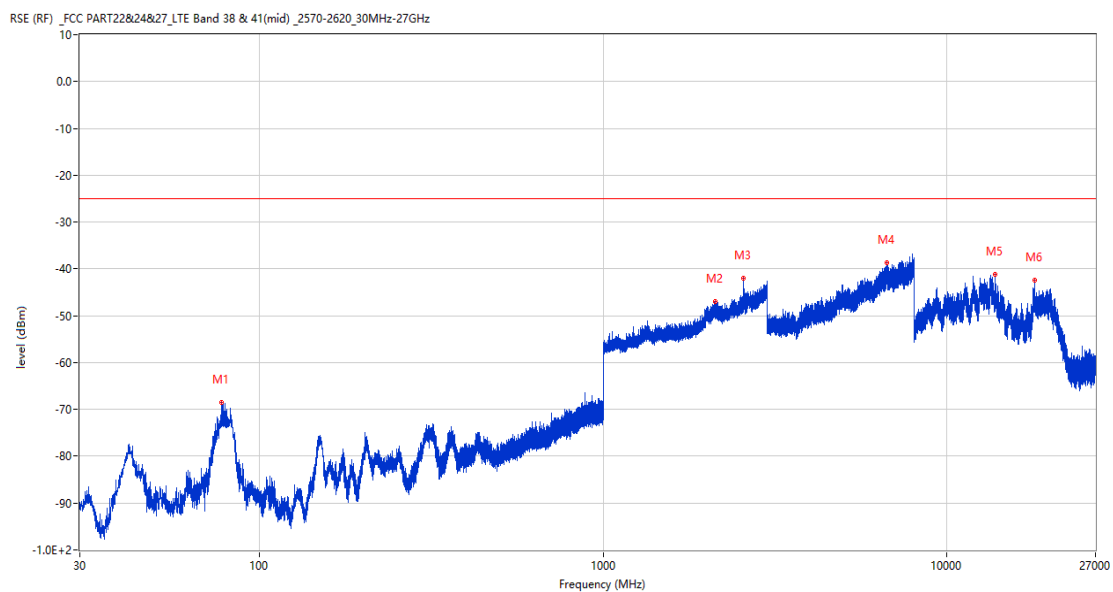
RSE-H&V LTE Band 41 BW5 CH40620

RSE (RF) _FCC PART22&24&27_LTE Band 38 & 41(mid) _2570-2620_30MHz-27GHz



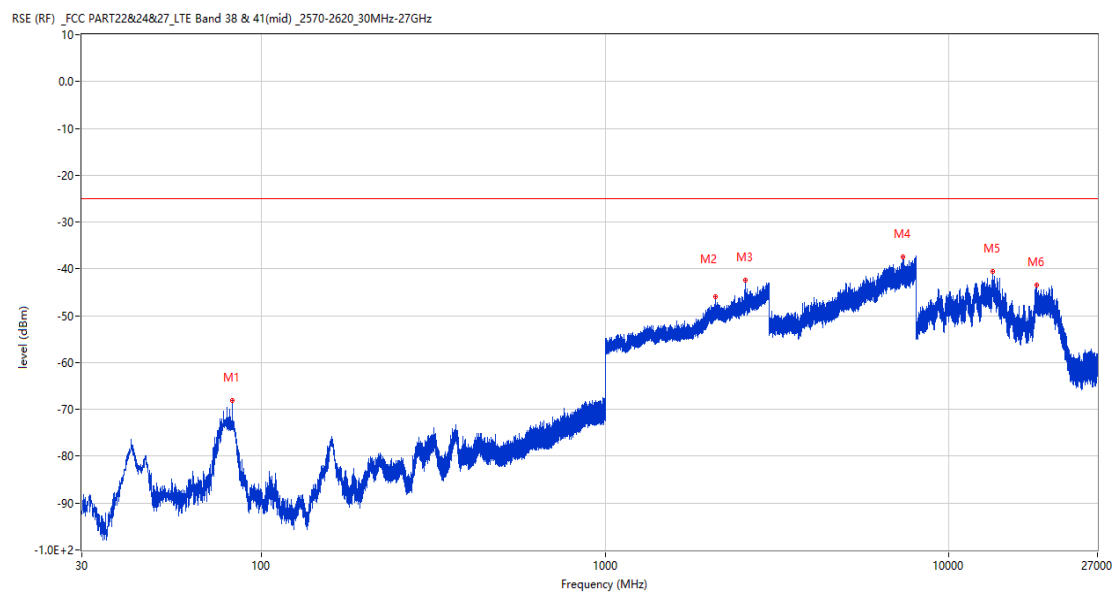
Frequency (MHz)	Result (dBm)	Factor (dB)	PK Limit (dBm)	Over Limit (dB)	Table (o)	ANT	EUT	Verdict
203.242	-71.70	-15.56	-25.0	-46.70	74.00	Horizontal	Vertical	Pass
2546.600	-41.70	7.01	-25.0	-16.70	167.00	Horizontal	Vertical	N/A
2591.700	-44.30	8.64	-25.0	-19.30	136.00	Horizontal	Vertical	N/A
7396.250	-37.61	17.76	-25.0	-12.61	53.00	Horizontal	Vertical	Pass
13392.600	-41.09	16.94	-25.0	-16.09	2.00	Horizontal	Vertical	Pass
17933.588	-43.66	13.70	-25.0	-18.66	141.00	Horizontal	Vertical	Pass

RSE-V&V LTE Band 41 BW5 CH40620



Frequency (MHz)	Result (dBm)	Factor (dB)	PK Limit (dBm)	Over Limit (dB)	Table (o)	ANT	EUT	Verdict
77.530	-68.59	-20.64	-25.0	-43.59	40.00	Vertical	Vertical	Pass
2116.500	-46.99	5.07	-25.0	-21.99	300.00	Vertical	Vertical	Pass
2555.200	-41.97	8.19	-25.0	-16.97	2.00	Vertical	Vertical	N/A
6668.500	-38.62	16.56	-25.0	-13.62	280.00	Vertical	Vertical	Pass
13815.750	-41.18	16.64	-25.0	-16.18	51.00	Vertical	Vertical	Pass
17965.089	-42.51	13.72	-25.0	-17.51	91.00	Vertical	Vertical	Pass

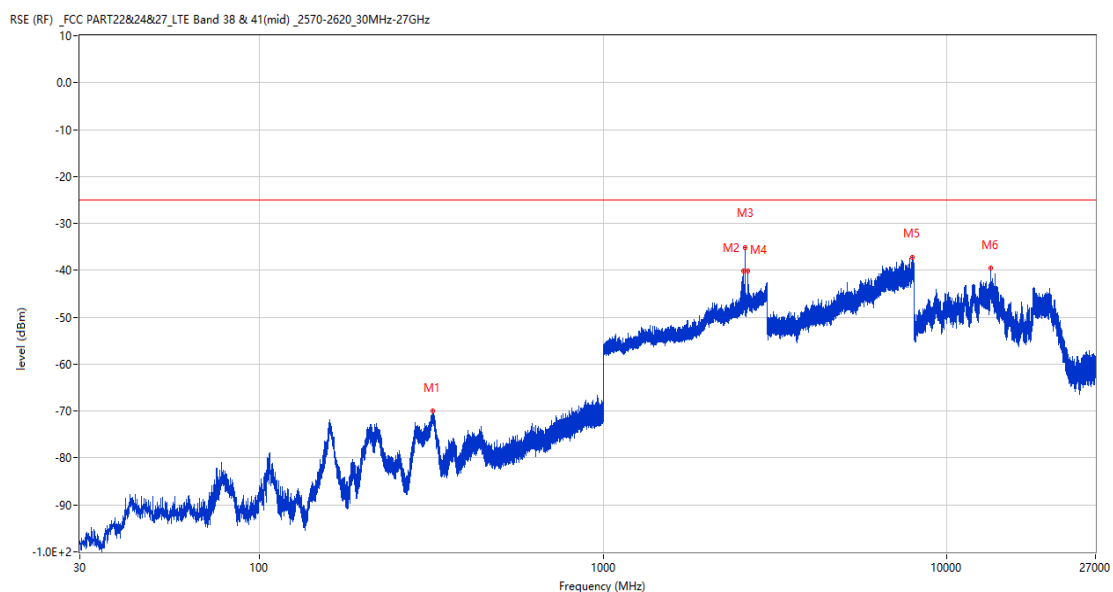
RSE-V&H LTE Band 41 BW5 CH40620



Frequency (MHz)	Result (dBm)	Factor (dB)	PK Limit (dBm)	Over Limit (dB)	Table (o)	ANT	EUT	Verdict
82.137	-68.13	-19.97	-25.0	-43.13	26.00	Vertical	Horizontal	Pass
2090.800	-45.89	5.09	-25.0	-20.89	57.00	Vertical	Horizontal	Pass
2560.100	-42.48	8.25	-25.0	-17.48	94.00	Vertical	Horizontal	N/A
7318.750	-37.49	17.18	-25.0	-12.49	81.00	Vertical	Horizontal	Pass
13379.213	-40.63	16.81	-25.0	-15.63	61.00	Vertical	Horizontal	Pass
17937.263	-43.48	13.78	-25.0	-18.48	41.00	Vertical	Horizontal	Pass

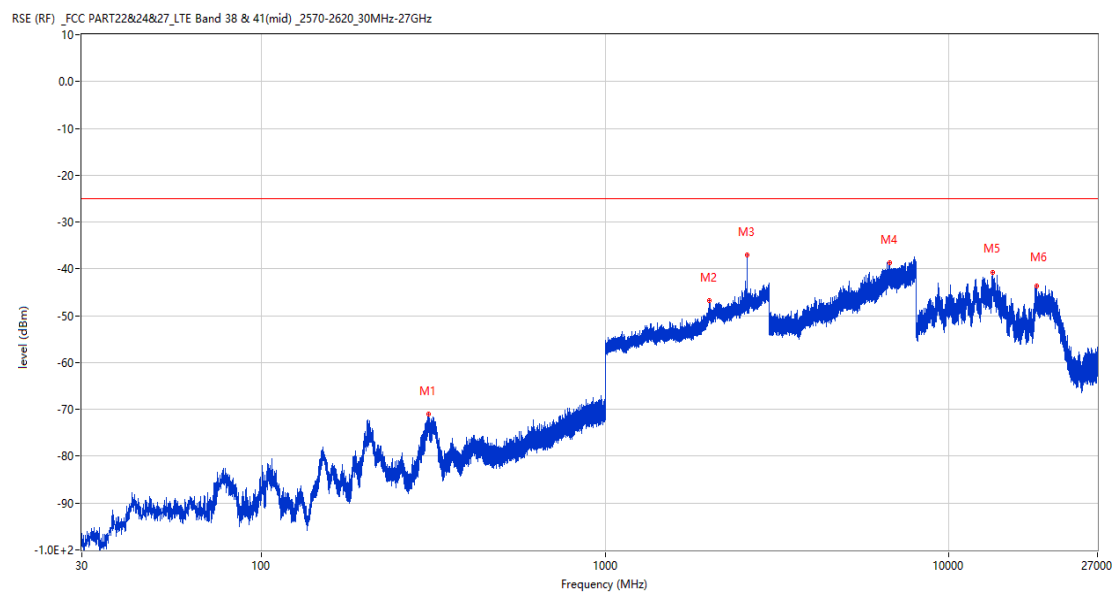
13.2 LTE Band 41 BW10, Middle Channel

RSE-H&H LTE Band 41 BW10 CH40620



Frequency (MHz)	Result (dBm)	Factor (dB)	PK Limit (dBm)	Over Limit (dB)	Table (o)	ANT	EUT	Verdict
319.448	-70.00	-11.33	-25.0	-45.00	85.00	Horizontal	Horizontal	Pass
2560.200	-40.09	8.25	-25.0	-15.09	13.00	Horizontal	Horizontal	N/A
2589.400	-35.17	8.61	-25.0	-10.17	13.00	Horizontal	Horizontal	N/A
2631.000	-40.07	9.02	-25.0	-15.07	0.00	Horizontal	Horizontal	N/A
7906.000	-37.28	17.93	-25.0	-12.28	109.00	Horizontal	Horizontal	Pass
13403.362	-39.52	16.94	-25.0	-14.52	226.00	Horizontal	Horizontal	Pass

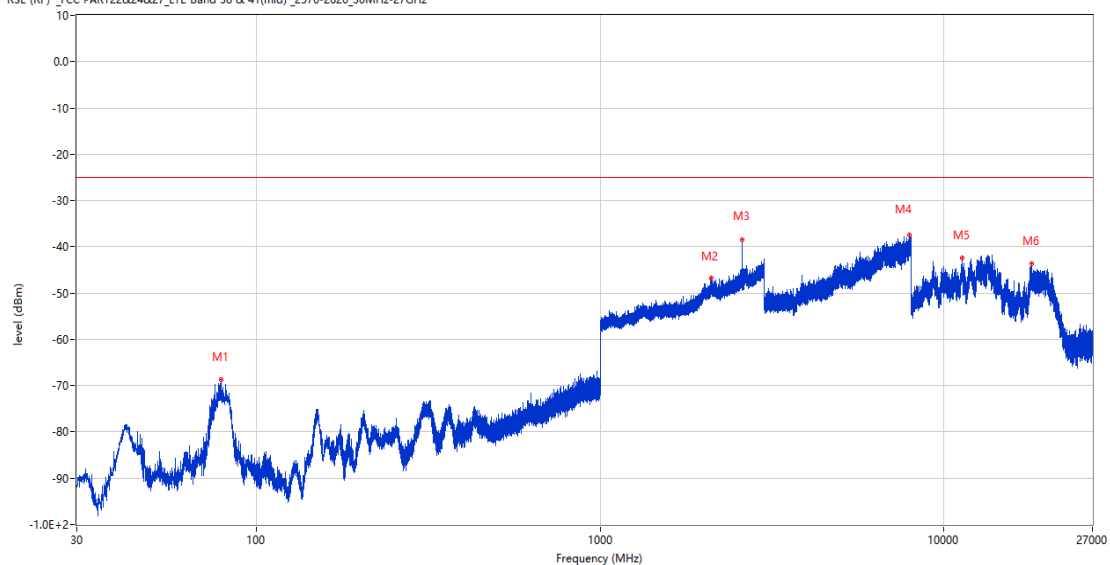
RSE-H&V LTE Band 41 BW10 CH40620



Frequency (MHz)	Result (dBm)	Factor (dB)	PK Limit (dBm)	Over Limit (dB)	Table (o)	ANT	EUT	Verdict
305.480	-71.10	-11.68	-25.0	-46.10	249.00	Horizontal	Vertical	Pass
2002.700	-46.82	5.02	-25.0	-21.82	68.00	Horizontal	Vertical	Pass
2589.500	-37.11	8.62	-25.0	-12.11	51.00	Horizontal	Vertical	N/A
6701.500	-38.68	16.81	-25.0	-13.68	40.00	Horizontal	Vertical	Pass
13398.901	-40.66	17.00	-25.0	-15.66	250.00	Horizontal	Vertical	Pass
17933.324	-43.63	13.69	-25.0	-18.63	131.00	Horizontal	Vertical	Pass

RSE-V&V LTE Band 41 BW10 CH40620

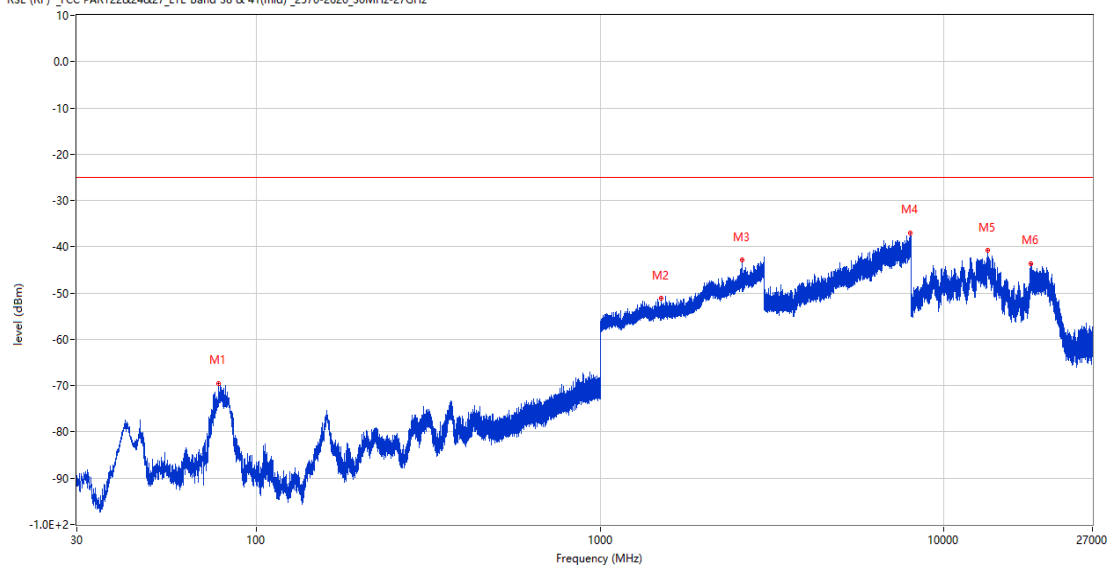
RSE (RF) _FCC PART22&24&27_LTE Band 38 & 41(mid) _2570-2620_30MHz-27GHz



Frequency (MHz)	Result (dBm)	Factor (dB)	PK Limit (dBm)	Over Limit (dB)	Table (o)	ANT	EUT	Verdict
78.840	-68.79	-20.54	-25.0	-43.79	23.00	Vertical	Vertical	Pass
2104.400	-46.79	5.47	-25.0	-21.79	300.00	Vertical	Vertical	Pass
2589.500	-38.46	8.62	-25.0	-13.46	82.00	Vertical	Vertical	N/A
7910.500	-37.54	18.14	-25.0	-12.54	181.00	Vertical	Vertical	Pass
11284.388	-42.38	13.23	-25.0	-17.38	133.00	Vertical	Vertical	Pass
17949.338	-43.68	14.07	-25.0	-18.68	348.00	Vertical	Vertical	Pass

RSE-V&H LTE Band 41 BW10 CH40620

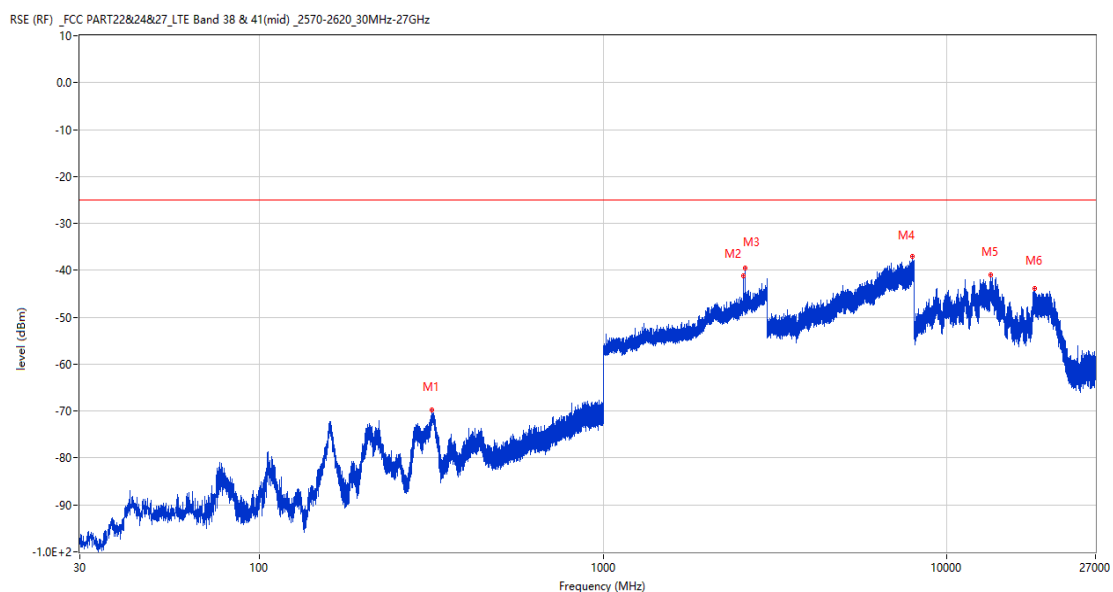
RSE (RF) _FCC PART22&24&27_LTE Band 38 & 41(mid) _2570-2620_30MHz-27GHz



Frequency (MHz)	Result (dBm)	Factor (dB)	PK Limit (dBm)	Over Limit (dB)	Table (o)	ANT	EUT	Verdict
77.627	-69.45	-20.64	-25.0	-44.45	1.00	Vertical	Horizontal	Pass
1499.200	-51.09	0.35	-25.0	-26.09	38.00	Vertical	Horizontal	Pass
2589.500	-42.92	8.62	-25.0	-17.92	87.00	Vertical	Horizontal	N/A
7956.500	-37.00	18.44	-25.0	-12.00	38.00	Vertical	Horizontal	Pass
13370.812	-40.74	16.74	-25.0	-15.74	78.00	Vertical	Horizontal	Pass
17911.538	-43.56	13.17	-25.0	-18.56	57.00	Vertical	Horizontal	Pass

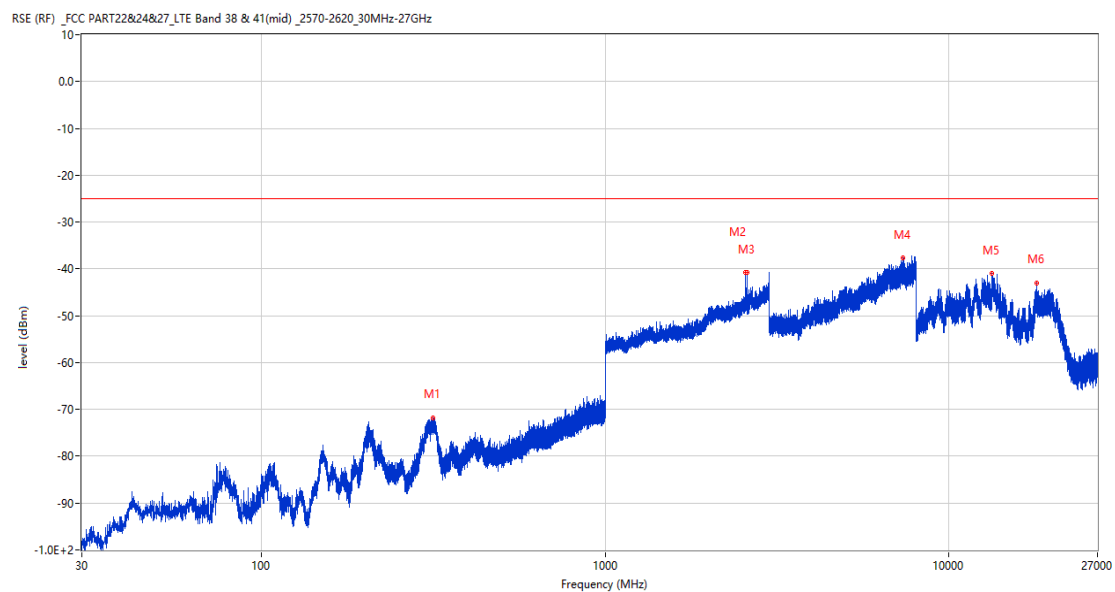
13.3 LTE Band 41 BW15, Middle Channel

RSE-H&H LTE Band 41 BW15 CH40620



Frequency (MHz)	Result (dBm)	Factor (dB)	PK Limit (dBm)	Over Limit (dB)	Table (o)	ANT	EUT	Verdict
317.314	-69.79	-11.38	-25.0	-44.79	77.00	Horizontal	Horizontal	Pass
2560.500	-41.16	8.25	-25.0	-16.16	161.00	Horizontal	Horizontal	N/A
2587.300	-39.42	8.59	-25.0	-14.42	356.00	Horizontal	Horizontal	N/A
7929.250	-36.96	18.59	-25.0	-11.96	176.00	Horizontal	Horizontal	Pass
13376.850	-41.04	16.79	-25.0	-16.04	309.00	Horizontal	Horizontal	Pass
17954.849	-43.79	13.97	-25.0	-18.79	34.00	Horizontal	Horizontal	Pass

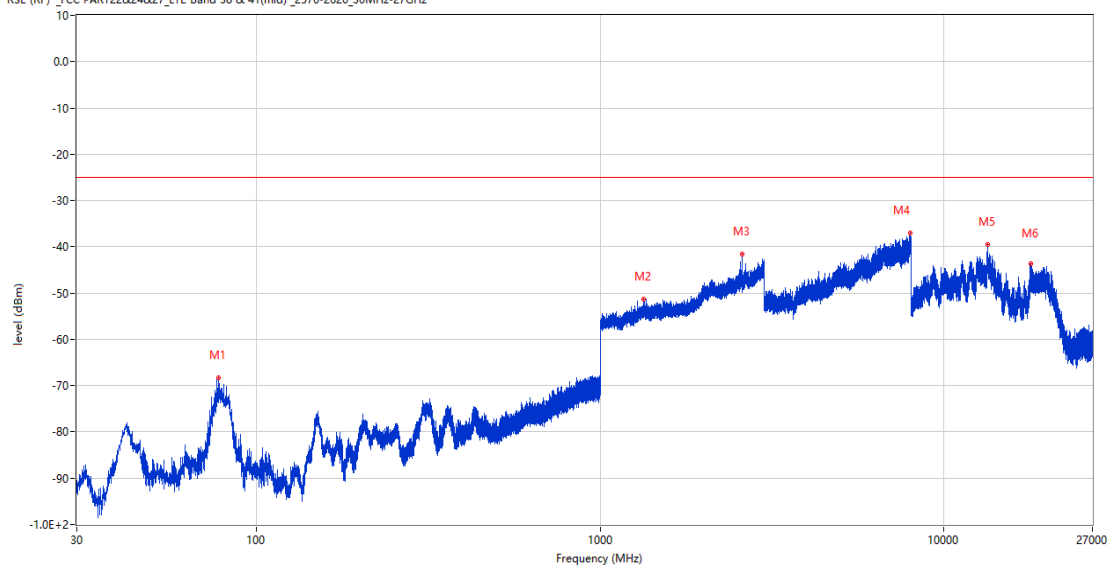
RSE-H&V LTE Band 41 BW15 CH40620



Frequency (MHz)	Result (dBm)	Factor (dB)	PK Limit (dBm)	Over Limit (dB)	Table (o)	ANT	EUT	Verdict
315.665	-71.74	-11.42	-25.0	-46.74	252.00	Horizontal	Vertical	Pass
2560.600	-40.70	8.26	-25.0	-15.70	39.00	Horizontal	Vertical	N/A
2587.400	-40.66	8.59	-25.0	-15.66	52.00	Horizontal	Vertical	N/A
7318.250	-37.60	17.16	-25.0	-12.60	360.00	Horizontal	Vertical	Pass
13341.938	-41.00	16.22	-25.0	-16.00	2.00	Horizontal	Vertical	Pass
17947.763	-43.03	14.04	-25.0	-18.03	308.00	Horizontal	Vertical	Pass

RSE-V&V LTE Band 41 BW15 CH40620

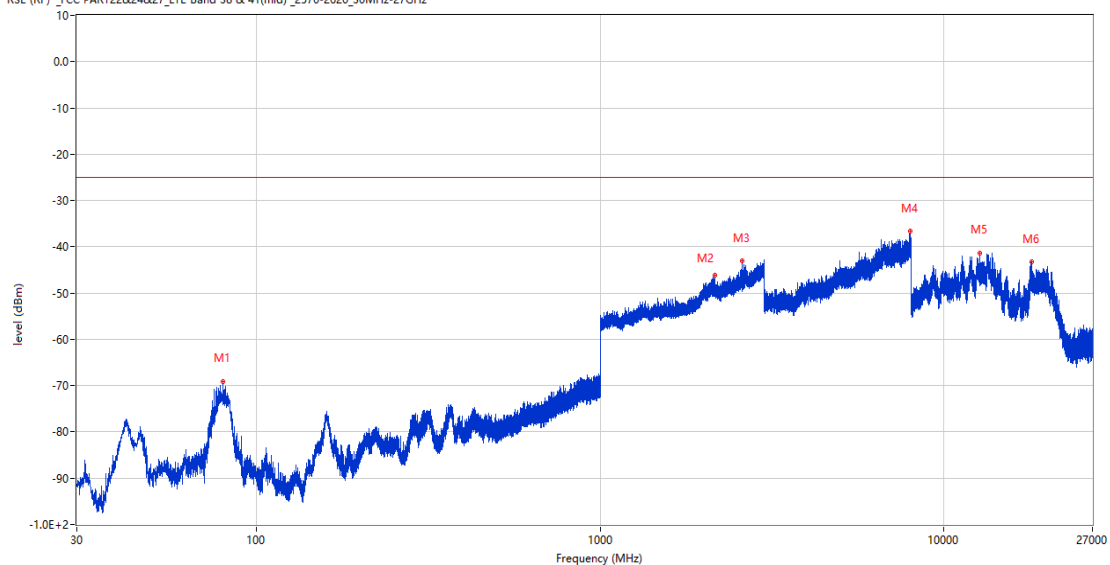
RSE (RF) _FCC PART22&24&27_LTE Band 38 & 41(mid) _2570-2620_30MHz-27GHz



Frequency (MHz)	Result (dBm)	Factor (dB)	PK Limit (dBm)	Over Limit (dB)	Table (o)	ANT	EUT	Verdict
77.384	-68.38	-20.63	-25.0	-43.38	1.00	Vertical	Vertical	Pass
1332.200	-51.26	0.77	-25.0	-26.26	228.00	Vertical	Vertical	Pass
2587.200	-41.59	8.59	-25.0	-16.59	88.00	Vertical	Vertical	N/A
7987.000	-37.00	18.30	-25.0	-12.00	338.00	Vertical	Vertical	Pass
13362.413	-39.61	16.66	-25.0	-14.61	308.00	Vertical	Vertical	Pass
17908.912	-43.64	13.10	-25.0	-18.64	209.00	Vertical	Vertical	Pass

RSE-V&H LTE Band 41 BW15 CH40620

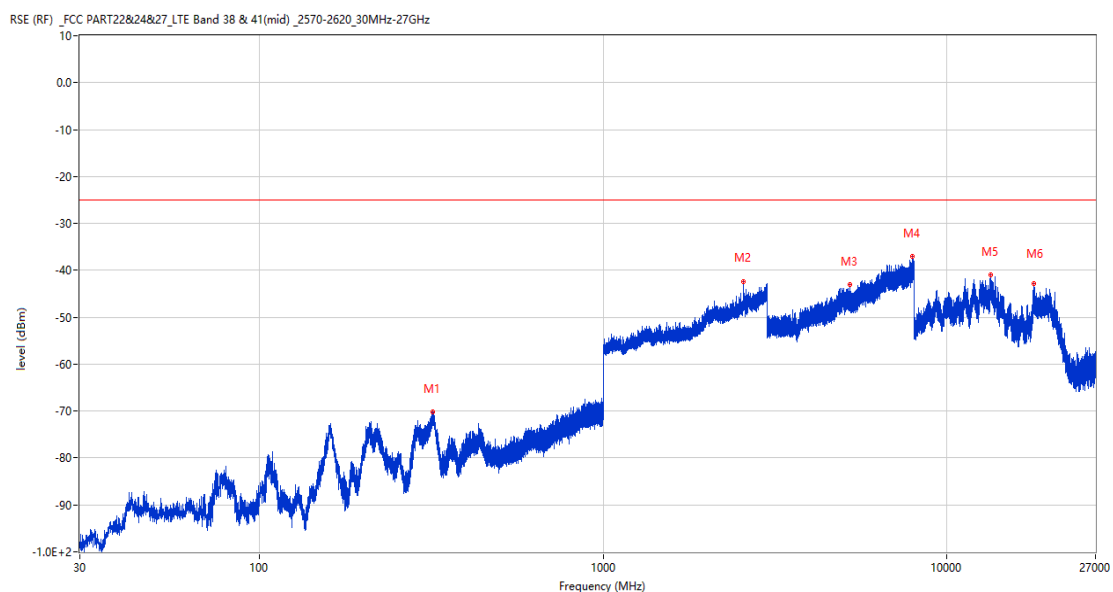
RSE (RF) _FCC PART22&24&27_LTE Band 38 & 41(mid) _2570-2620_30MHz-27GHz



Frequency (MHz)	Result (dBm)	Factor (dB)	PK Limit (dBm)	Over Limit (dB)	Table (o)	ANT	EUT	Verdict
79.858	-69.04	-20.34	-25.0	-44.04	330.00	Vertical	Horizontal	Pass
2155.100	-46.17	5.10	-25.0	-21.17	360.00	Vertical	Horizontal	Pass
2587.200	-43.05	8.59	-25.0	-18.05	15.00	Vertical	Horizontal	N/A
7989.000	-36.71	18.39	-25.0	-11.71	36.00	Vertical	Horizontal	Pass
12711.999	-41.48	14.77	-25.0	-16.48	32.00	Vertical	Horizontal	Pass
17931.489	-43.27	13.65	-25.0	-18.27	360.00	Vertical	Horizontal	Pass

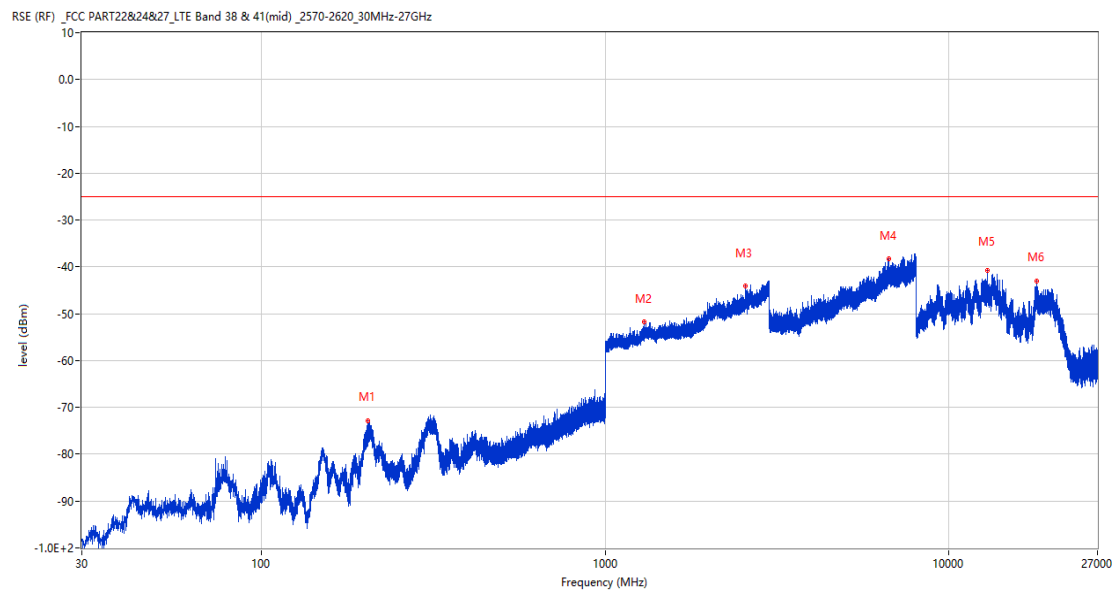
13.4 LTE Band 41 BW20, Middle Channel

RSE-H&H LTE Band 41 BW20 CH40620



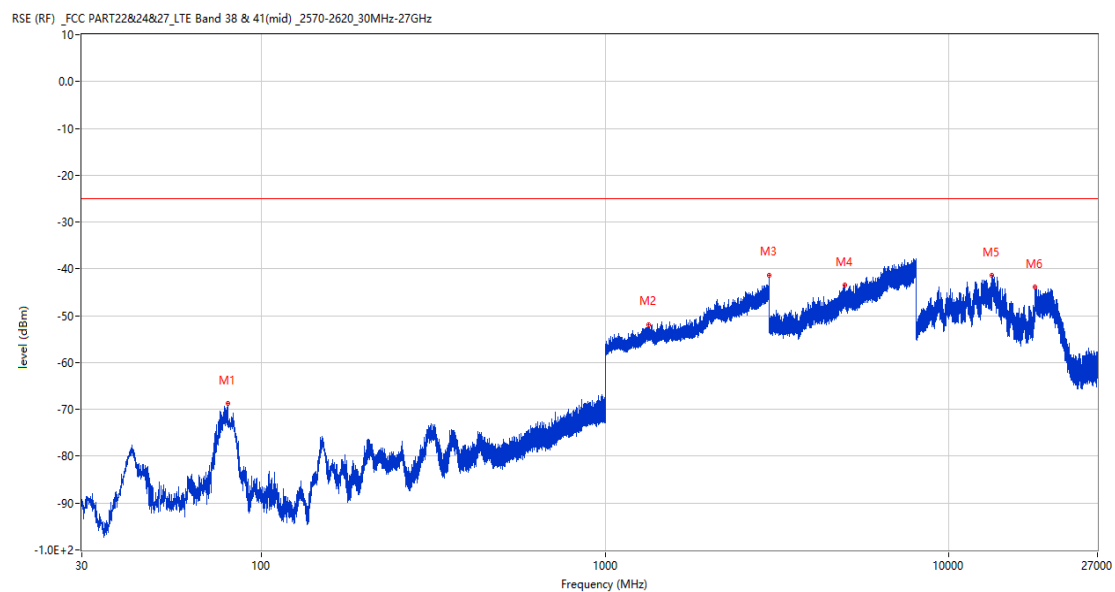
Frequency (MHz)	Result (dBm)	Factor (dB)	PK Limit (dBm)	Over Limit (dB)	Table (o)	ANT	EUT	Verdict
318.818	-70.22	-11.34	-25.0	-45.22	77.00	Horizontal	Horizontal	Pass
2559.800	-42.40	8.25	-25.0	-17.40	8.00	Horizontal	Horizontal	N/A
5199.500	-43.08	12.50	-25.0	-18.08	152.00	Horizontal	Horizontal	Pass
7905.750	-36.92	17.92	-25.0	-11.92	280.00	Horizontal	Horizontal	Pass
13388.401	-40.99	16.90	-25.0	-15.99	2.00	Horizontal	Horizontal	Pass
17916.787	-42.87	13.29	-25.0	-17.87	360.00	Horizontal	Horizontal	Pass

RSE-H&V LTE Band 41 BW20 CH40620



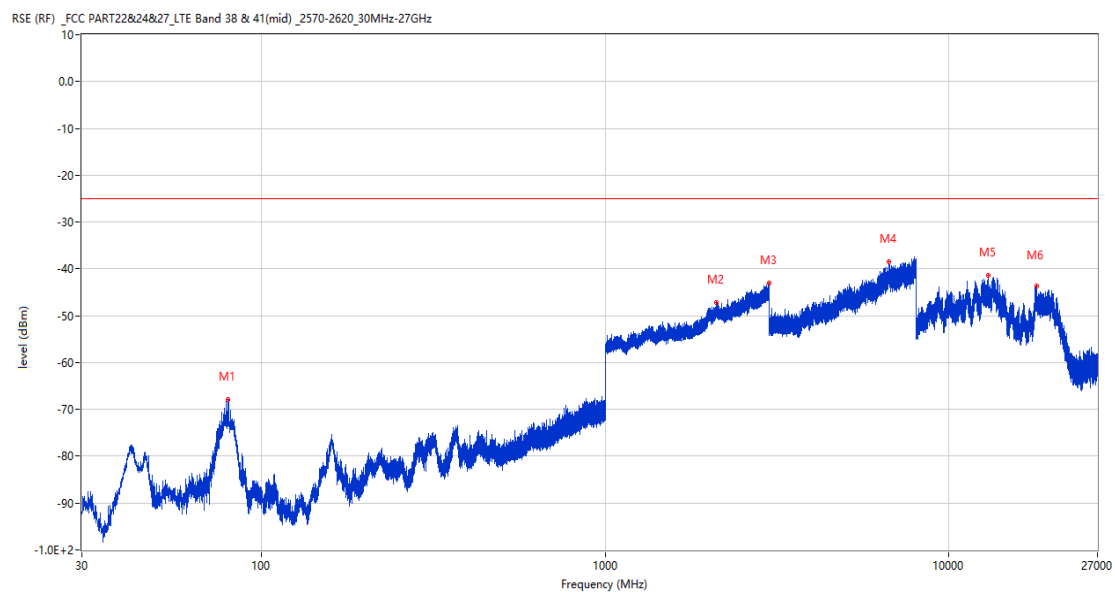
Frequency (MHz)	Result (dBm)	Factor (dB)	PK Limit (dBm)	Over Limit (dB)	Table (o)	ANT	EUT	Verdict
203.921	-72.77	-15.64	-25.0	-47.77	78.00	Horizontal	Vertical	Pass
1295.400	-51.71	0.39	-25.0	-26.71	354.00	Horizontal	Vertical	Pass
2549.100	-43.98	7.42	-25.0	-18.98	39.00	Horizontal	Vertical	N/A
6662.250	-38.25	16.35	-25.0	-13.25	40.00	Horizontal	Vertical	Pass
12906.188	-40.74	15.38	-25.0	-15.74	170.00	Horizontal	Vertical	Pass
17957.738	-43.02	13.90	-25.0	-18.02	230.00	Horizontal	Vertical	Pass

RSE-V&V LTE Band 41 BW20 CH40620



Frequency (MHz)	Result (dBm)	Factor (dB)	PK Limit (dBm)	Over Limit (dB)	Table (o)	ANT	EUT	Verdict
79.907	-68.81	-20.33	-25.0	-43.81	3.00	Vertical	Vertical	Pass
1336.600	-51.90	0.70	-25.0	-26.90	45.00	Vertical	Vertical	Pass
2996.600	-41.36	11.15	-25.0	-16.36	0.00	Vertical	Vertical	Pass
4963.500	-43.53	13.27	-25.0	-18.53	102.00	Vertical	Vertical	Pass
13334.850	-41.40	15.94	-25.0	-16.40	289.00	Vertical	Vertical	Pass
17792.362	-43.94	12.73	-25.0	-18.94	51.00	Vertical	Vertical	Pass

RSE-V&H LTE Band 41 BW20 CH40620



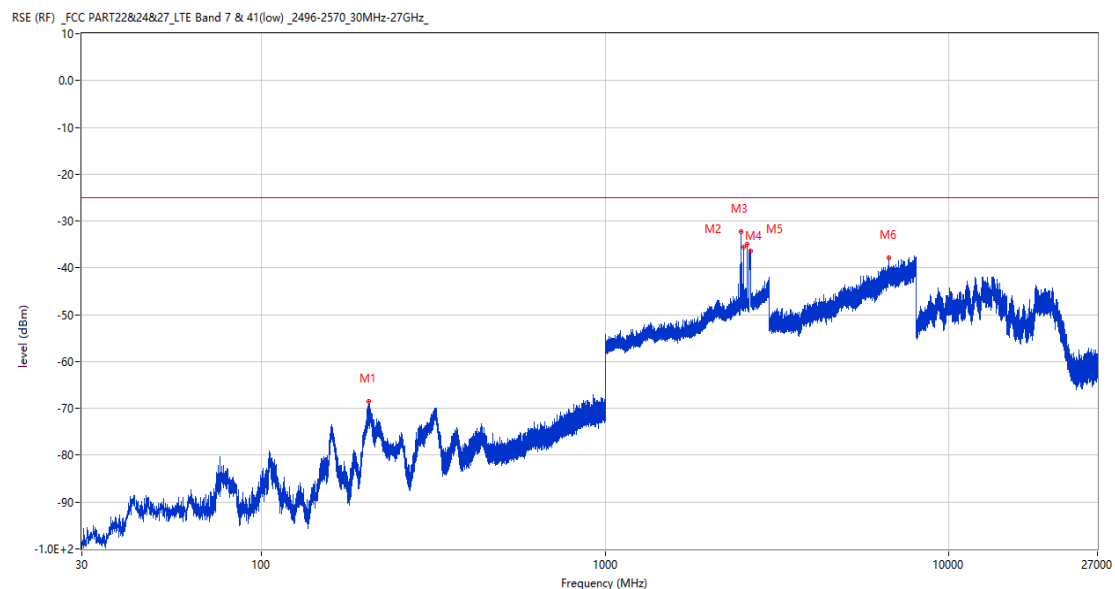
Frequency (MHz)	Result (dBm)	Factor (dB)	PK Limit (dBm)	Over Limit (dB)	Table (o)	ANT	EUT	Verdict
79.858	-67.85	-20.34	-25.0	-42.85	360.00	Vertical	Horizontal	Pass
2107.400	-47.26	5.72	-25.0	-22.26	233.00	Vertical	Horizontal	Pass
2989.200	-43.13	11.70	-25.0	-18.13	0.00	Vertical	Horizontal	Pass
6677.250	-38.41	16.79	-25.0	-13.41	53.00	Vertical	Horizontal	Pass
13025.887	-41.43	13.86	-25.0	-16.43	208.00	Vertical	Horizontal	Pass
17968.501	-43.72	13.63	-25.0	-18.72	31.00	Vertical	Horizontal	Pass

CA

14 CA_7C

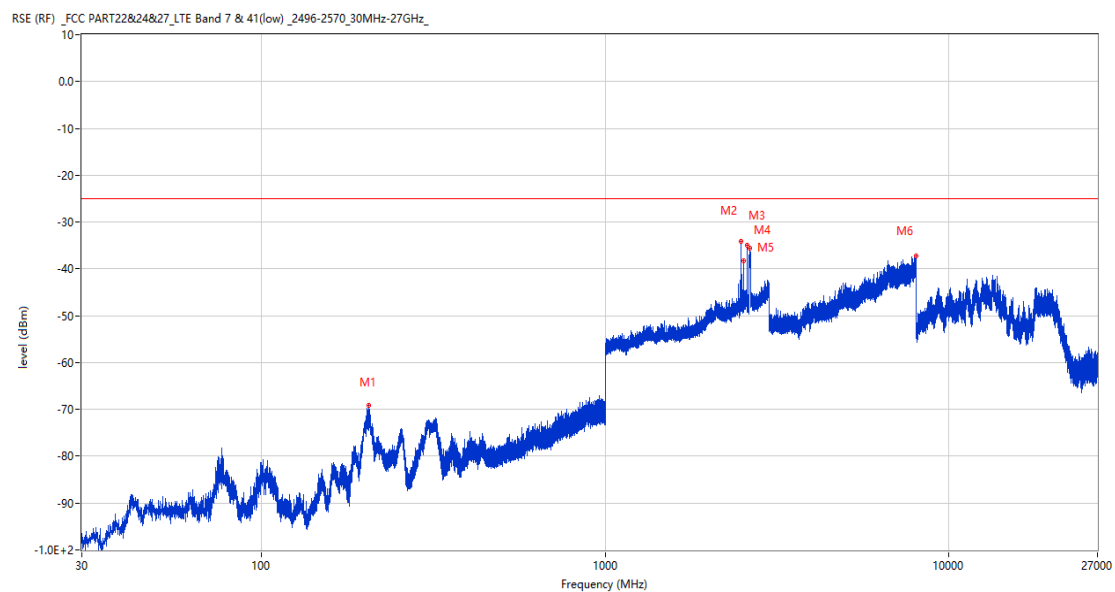
14.1 CA_7C 20MHz+10MHz, QPSK, Low Channel

RSE-H&H CH20850 20M RB1 LOW CH20994 10M RB1 HIGH



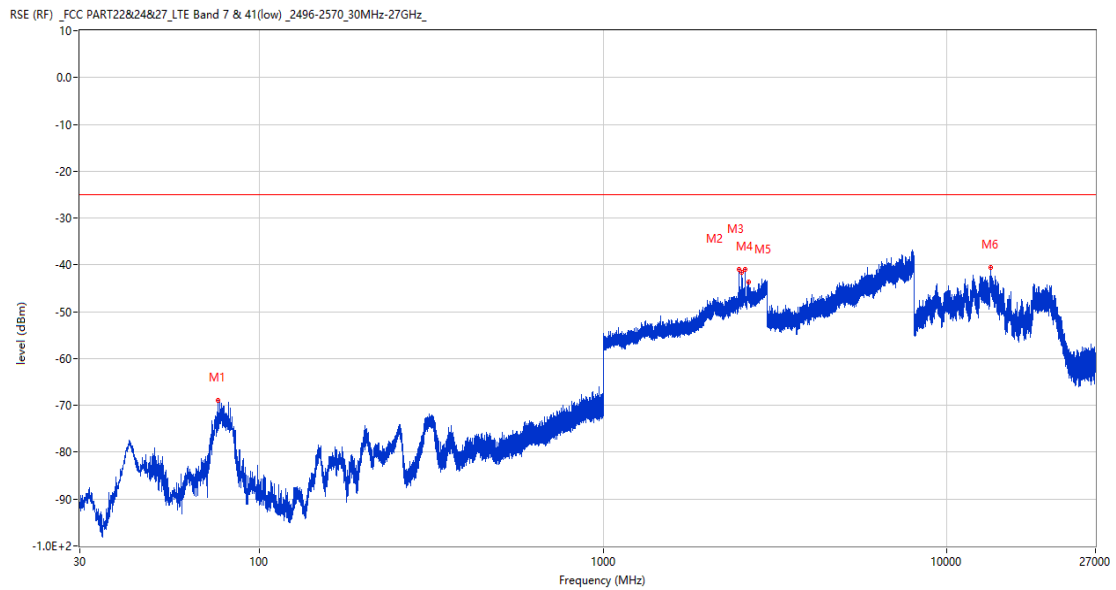
Frequency (MHz)	Result (dBm)	Factor (dB)	PK Limit (dBm)	Over Limit (dB)	Table (o)	ANT	EUT	Verdict
205.134	-68.52	-15.59	-25.0	-43.52	70.00	Horizontal	Horizontal	Pass
2474.200	-32.19	8.15	-25.0	-7.19	360.00	Horizontal	Horizontal	N/A
2529.600	-35.59	8.85	-25.0	-10.59	344.00	Horizontal	Horizontal	N/A
2585.300	-34.88	8.48	-25.0	-9.88	8.00	Horizontal	Horizontal	N/A
2645.100	-36.50	8.53	-25.0	-11.50	226.00	Horizontal	Horizontal	N/A
6682.500	-37.82	16.95	-25.0	-12.82	352.00	Horizontal	Horizontal	Pass

RSE-H&V CH20850 20M RB1 LOW CH20994 10M RB1 HIGH



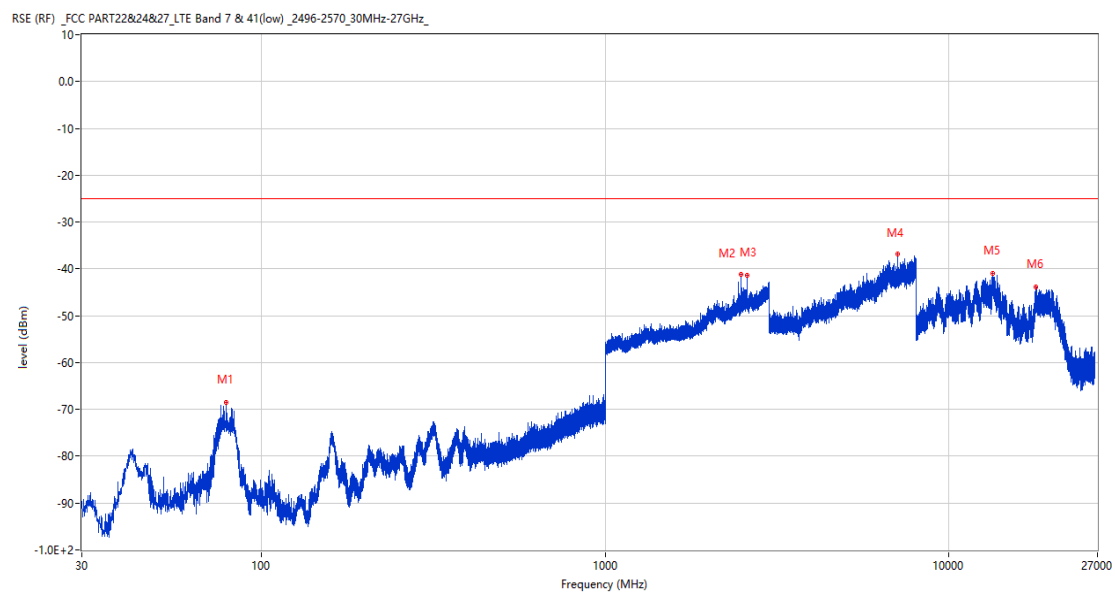
Frequency (MHz)	Result (dBm)	Factor (dB)	PK Limit (dBm)	Over Limit (dB)	Table (o)	ANT	EUT	Verdict
204.940	-69.22	-15.64	-25.0	-44.22	68.00	Horizontal	Vertical	Pass
2474.200	-34.18	8.15	-25.0	-9.18	191.00	Horizontal	Vertical	N/A
2529.800	-38.27	8.85	-25.0	-13.27	161.00	Horizontal	Vertical	N/A
2585.300	-35.01	8.48	-25.0	-10.01	355.00	Horizontal	Vertical	N/A
2635.400	-35.58	8.60	-25.0	-10.58	233.00	Horizontal	Vertical	N/A
7994.250	-37.21	18.70	-25.0	-12.21	176.00	Horizontal	Vertical	Pass

RSE-V&V CH20850 20M RB1 LOW CH20994 10M RB1 HIGH



Frequency (MHz)	Result (dBm)	Factor (dB)	PK Limit (dBm)	Over Limit (dB)	Table (o)	ANT	EUT	Verdict
75.735	-68.87	-20.45	-25.0	-43.87	360.00	Vertical	Vertical	Pass
2474.300	-41.02	8.14	-25.0	-16.02	239.00	Vertical	Vertical	N/A
2529.500	-41.60	8.85	-25.0	-16.60	264.00	Vertical	Vertical	N/A
2585.200	-40.92	8.48	-25.0	-15.92	319.00	Vertical	Vertical	N/A
2639.100	-43.64	8.87	-25.0	-18.64	57.00	Vertical	Vertical	N/A
13385.775	-40.63	16.88	-25.0	-15.63	323.00	Vertical	Vertical	Pass

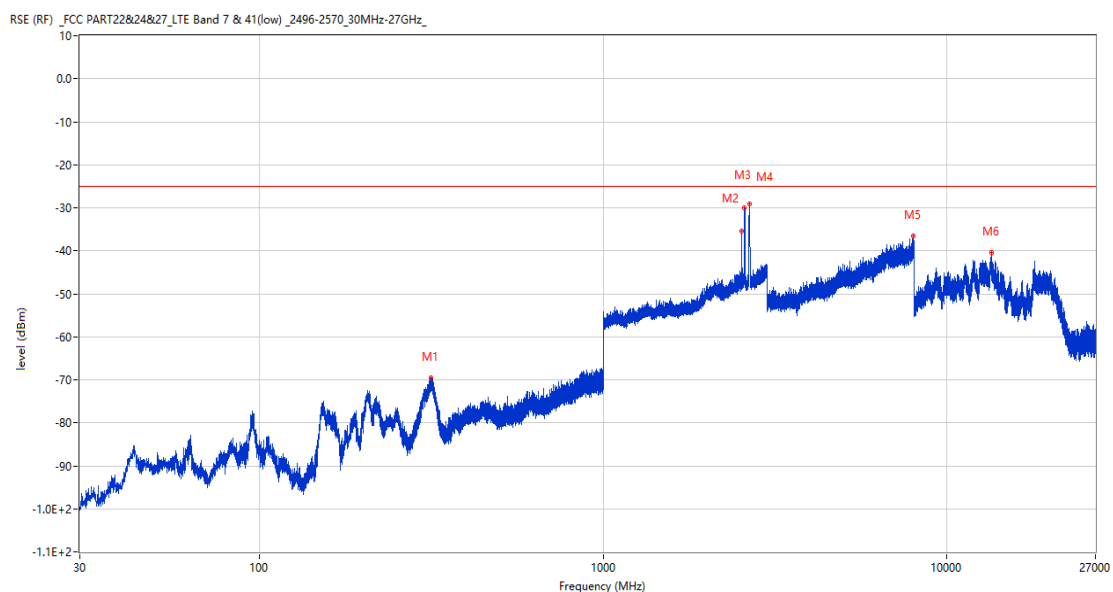
RSE-V&H CH20850 20M RB1 LOW CH20994 10M RB1 HIGH



Frequency (MHz)	Result (dBm)	Factor (dB)	PK Limit (dBm)	Over Limit (dB)	Table (o)	ANT	EUT	Verdict
78.791	-68.59	-20.55	-25.0	-43.59	1.00	Vertical	Horizontal	Pass
2474.200	-41.76	8.15	-25.0	-16.76	82.00	Vertical	Horizontal	N/A
2585.100	-41.46	8.49	-25.0	-16.46	15.00	Vertical	Horizontal	N/A
7097.250	-36.80	16.63	-25.0	-11.80	360.00	Vertical	Horizontal	Pass
13358.737	-41.00	16.62	-25.0	-16.00	360.00	Vertical	Horizontal	Pass
17893.687	-43.85	12.76	-25.0	-18.85	9.00	Vertical	Horizontal	Pass

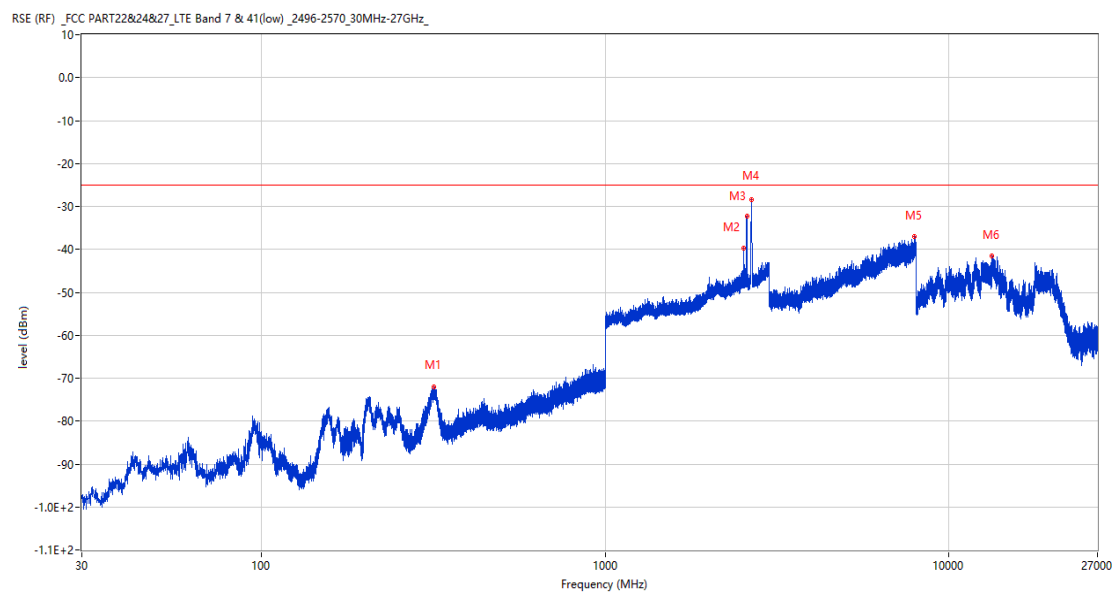
14.2 CA_7C 20MHz+10MHz, QPSK , Middle Channel

RSE-H&H CH21051 20M RB1 LOW CH21195 10M RB1 HIGH



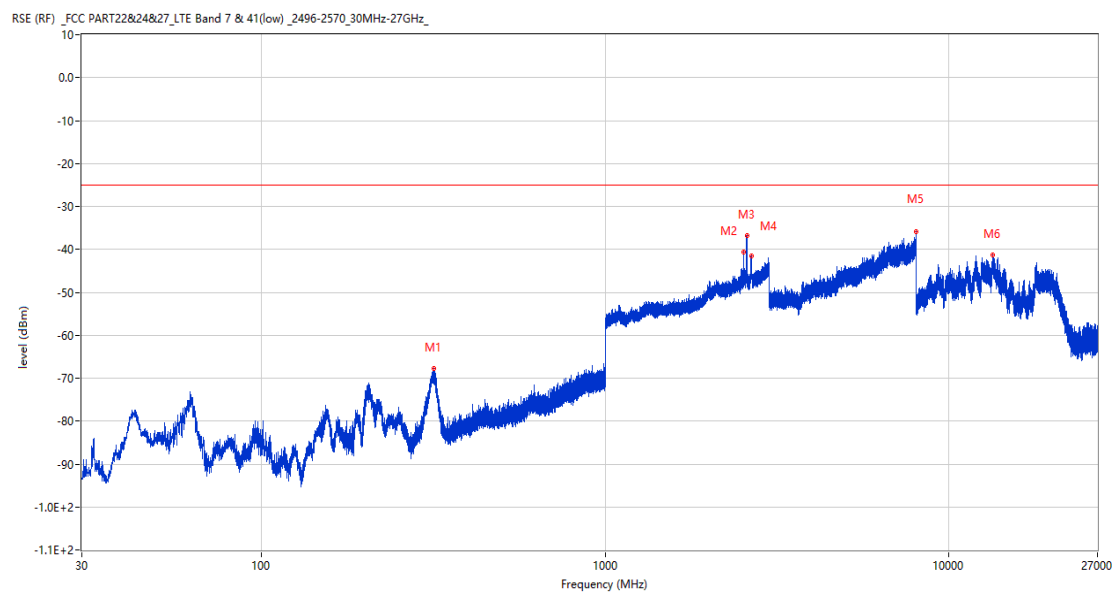
Frequency (MHz)	Result (dBm)	Factor (dB)	PK Limit (dBm)	Over Limit (dB)	Table (o)	ANT	EUT	Verdict
314.792	-69.59	-11.49	-25.0	-44.59	82.00	Horizontal	Horizontal	Pass
2522.000	-35.51	8.87	-25.0	-10.51	149.00	Horizontal	Horizontal	N/A
2577.500	-30.10	8.95	-25.0	-5.10	358.00	Horizontal	Horizontal	N/A
2666.900	-29.05	9.36	-25.0	-4.05	161.00	Horizontal	Horizontal	N/A
7992.000	-36.66	18.51	-25.0	-11.66	244.00	Horizontal	Horizontal	Pass
13432.500	-40.35	16.29	-25.0	-15.35	214.00	Horizontal	Horizontal	Pass

RSE-H&V CH21051 20M RB1 LOW CH21195 10M RB1 HIGH



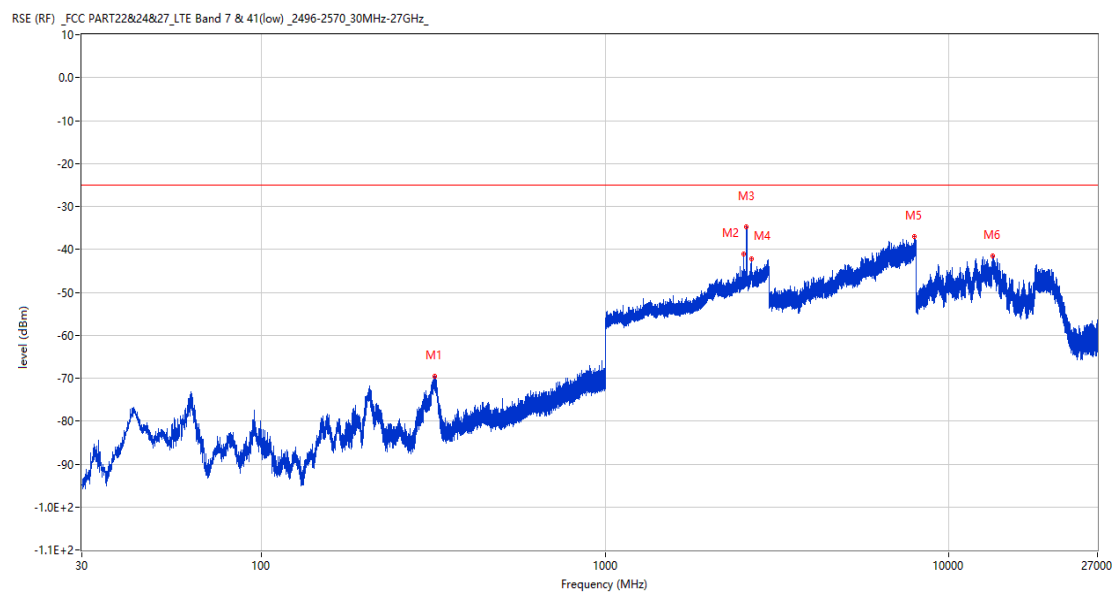
Frequency (MHz)	Result (dBm)	Factor (dB)	PK Limit (dBm)	Over Limit (dB)	Table (o)	ANT	EUT	Verdict
316.974	-71.92	-11.41	-25.0	-46.92	228.00	Horizontal	Vertical	Pass
2522.000	-39.83	8.87	-25.0	-14.83	149.00	Horizontal	Vertical	N/A
2577.600	-32.29	8.92	-25.0	-7.29	0.00	Horizontal	Vertical	N/A
2663.000	-28.44	8.89	-25.0	-3.44	227.00	Horizontal	Vertical	N/A
7928.000	-36.98	18.53	-25.0	-11.98	348.00	Horizontal	Vertical	Pass
13338.526	-41.62	16.09	-25.0	-16.62	360.00	Horizontal	Vertical	Pass

RSE-V&V CH21051 20M RB1 LOW CH21195 10M RB1 HIGH



Frequency (MHz)	Result (dBm)	Factor (dB)	PK Limit (dBm)	Over Limit (dB)	Table (o)	ANT	EUT	Verdict
317.314	-67.70	-11.38	-25.0	-42.70	331.00	Vertical	Vertical	Pass
2521.900	-40.65	8.87	-25.0	-15.65	131.00	Vertical	Vertical	N/A
2577.600	-36.88	8.92	-25.0	-11.88	131.00	Vertical	Vertical	N/A
2666.600	-41.62	9.36	-25.0	-16.62	150.00	Vertical	Vertical	N/A
7998.250	-35.85	18.89	-25.0	-10.85	215.00	Vertical	Vertical	Pass
13370.812	-41.41	16.74	-25.0	-16.41	38.00	Vertical	Vertical	Pass

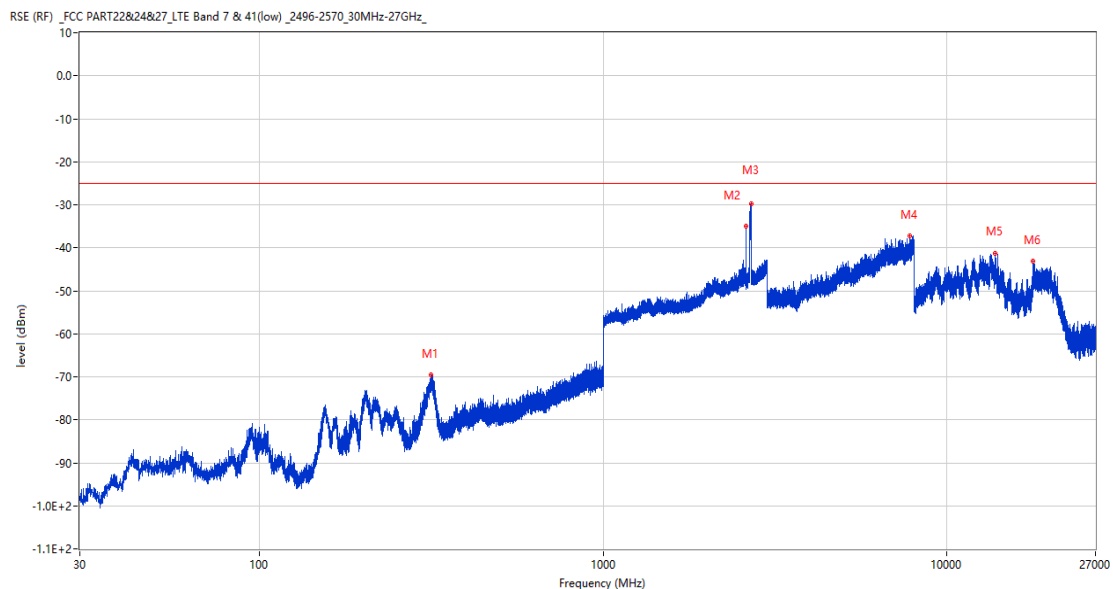
RSE-V&H CH21051 20M RB1 LOW CH21195 10M RB1 HIGH



Frequency (MHz)	Result (dBm)	Factor (dB)	PK Limit (dBm)	Over Limit (dB)	Table (o)	ANT	EUT	Verdict
319.060	-69.47	-11.34	-25.0	-44.47	288.00	Vertical	Horizontal	Pass
2522.100	-41.15	8.87	-25.0	-16.15	141.00	Vertical	Horizontal	N/A
2577.500	-34.84	8.95	-25.0	-9.84	148.00	Vertical	Horizontal	N/A
2664.900	-42.31	9.08	-25.0	-17.31	244.00	Vertical	Horizontal	N/A
7931.000	-36.93	18.76	-25.0	-11.93	360.00	Vertical	Horizontal	Pass
13351.650	-41.64	16.56	-25.0	-16.64	360.00	Vertical	Horizontal	Pass

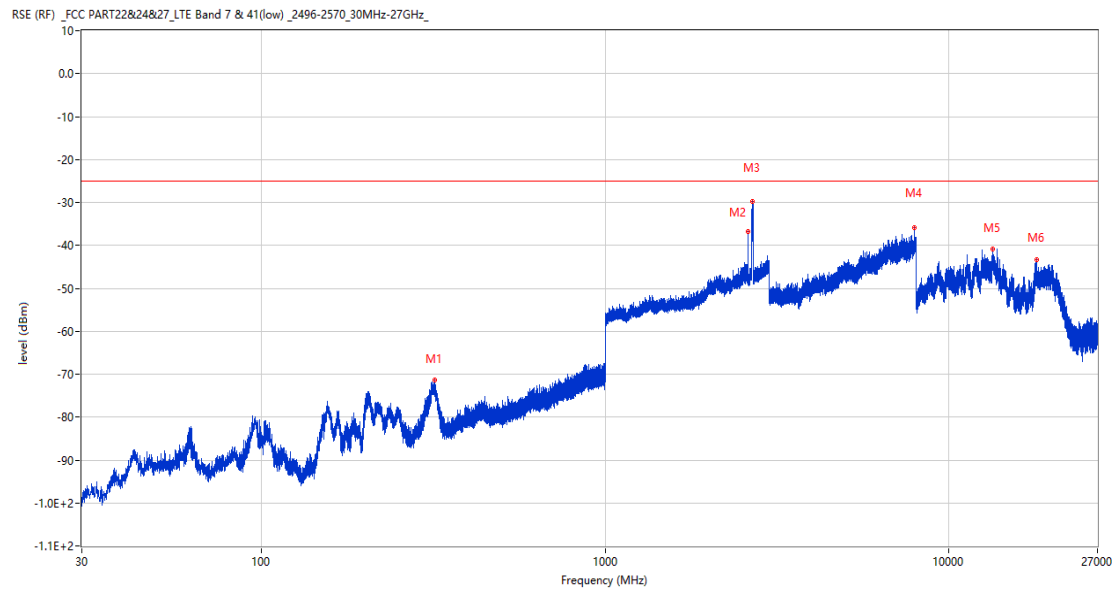
14.3 CA_7C 20MHz+10MHz, QPSK, High Channel

RSE-H&H CH21251 20M RB1 LOW CH21395 10M RB1 HIGH



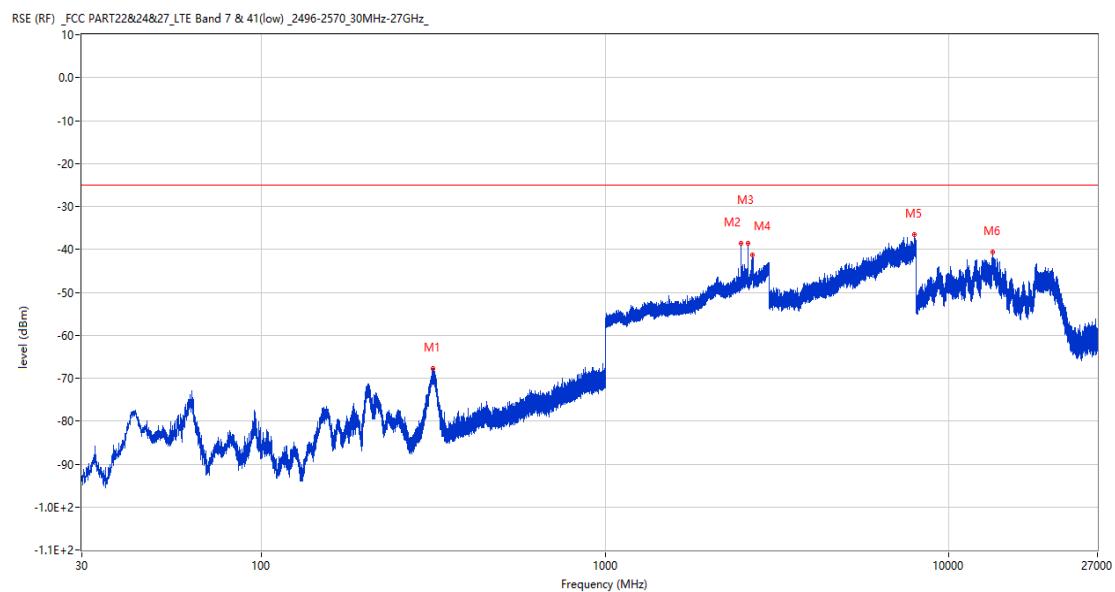
Frequency (MHz)	Result (dBm)	Factor (dB)	PK Limit (dBm)	Over Limit (dB)	Table (o)	ANT	EUT	Verdict
315.422	-69.58	-11.39	-25.0	-44.58	95.00	Horizontal	Horizontal	Pass
2597.400	-35.07	8.15	-25.0	-10.07	143.00	Horizontal	Horizontal	N/A
2686.200	-29.83	8.77	-25.0	-4.83	160.00	Horizontal	Horizontal	N/A
7788.750	-37.30	18.27	-25.0	-12.30	181.00	Horizontal	Horizontal	Pass
13802.888	-41.35	16.94	-25.0	-16.35	347.00	Horizontal	Horizontal	Pass
17801.288	-43.06	13.16	-25.0	-18.06	360.00	Horizontal	Horizontal	Pass

RSE-H&V CH21251 20M RB1 LOW CH21395 10M RB1 HIGH



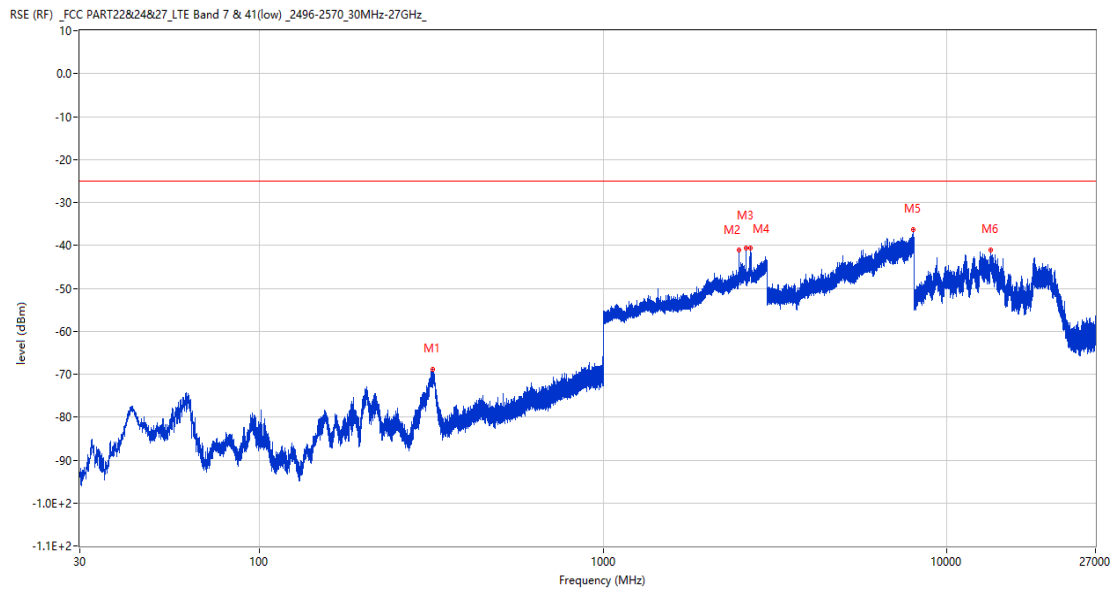
Frequency (MHz)	Result (dBm)	Factor (dB)	PK Limit (dBm)	Over Limit (dB)	Table (o)	ANT	EUT	Verdict
318.672	-71.39	-11.35	-25.0	-46.39	236.00	Horizontal	Vertical	Pass
2597.300	-36.77	8.17	-25.0	-11.77	130.00	Horizontal	Vertical	N/A
2682.000	-29.89	8.83	-25.0	-4.89	233.00	Horizontal	Vertical	N/A
7931.250	-35.77	18.76	-25.0	-10.77	0.00	Horizontal	Vertical	Pass
13378.688	-40.94	16.81	-25.0	-15.94	279.00	Horizontal	Vertical	Pass
17943.038	-43.40	13.92	-25.0	-18.40	323.00	Horizontal	Vertical	Pass

RSE-V&V CH21251 20M RB1 LOW CH21395 10M RB1 HIGH



Frequency (MHz)	Result (dBm)	Factor (dB)	PK Limit (dBm)	Over Limit (dB)	Table (o)	ANT	EUT	Verdict
316.102	-67.79	-11.47	-25.0	-42.79	333.00	Vertical	Vertical	Pass
2486.600	-38.57	8.81	-25.0	-13.57	100.00	Vertical	Vertical	N/A
2597.500	-38.67	8.13	-25.0	-13.67	136.00	Vertical	Vertical	N/A
2682.200	-41.25	8.84	-25.0	-16.25	148.00	Vertical	Vertical	N/A
7930.250	-36.49	18.71	-25.0	-11.49	99.00	Vertical	Vertical	Pass
13367.663	-40.72	16.71	-25.0	-15.72	81.00	Vertical	Vertical	Pass

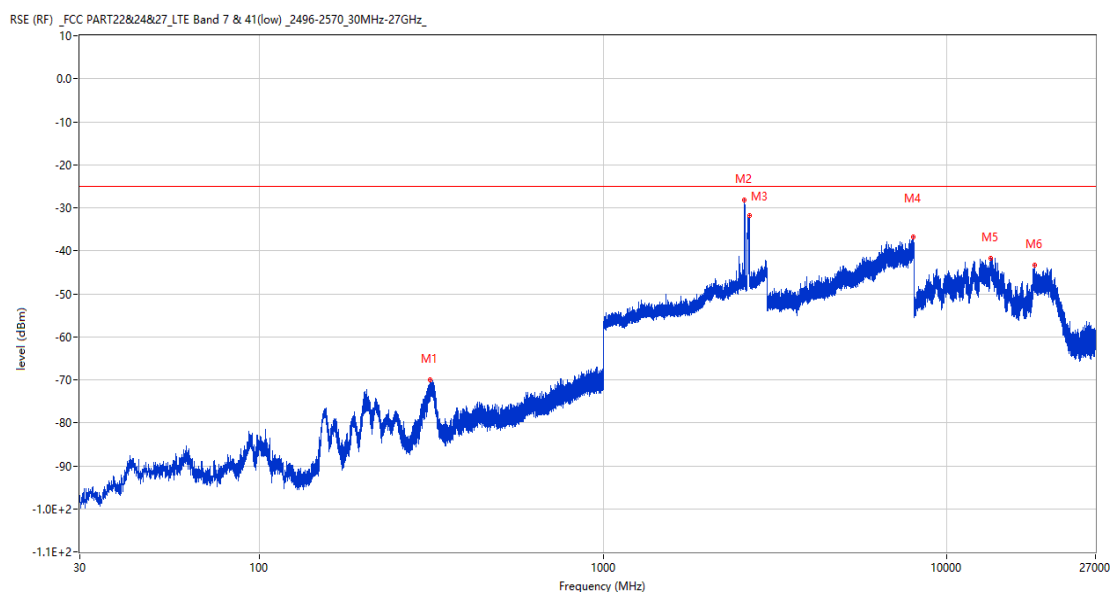
RSE-V&H CH21251 20M RB1 LOW CH21395 10M RB1 HIGH



Frequency (MHz)	Result (dBm)	Factor (dB)	PK Limit (dBm)	Over Limit (dB)	Table (o)	ANT	EUT	Verdict
318.138	-68.93	-11.36	-25.0	-43.93	314.00	Vertical	Horizontal	Pass
2486.400	-40.98	8.81	-25.0	-15.98	94.00	Vertical	Horizontal	N/A
2597.700	-40.52	8.09	-25.0	-15.52	94.00	Vertical	Horizontal	N/A
2685.900	-40.67	8.79	-25.0	-15.67	155.00	Vertical	Horizontal	N/A
7957.250	-36.27	18.39	-25.0	-11.27	348.00	Vertical	Horizontal	Pass
13357.425	-40.98	16.61	-25.0	-15.98	360.00	Vertical	Horizontal	Pass

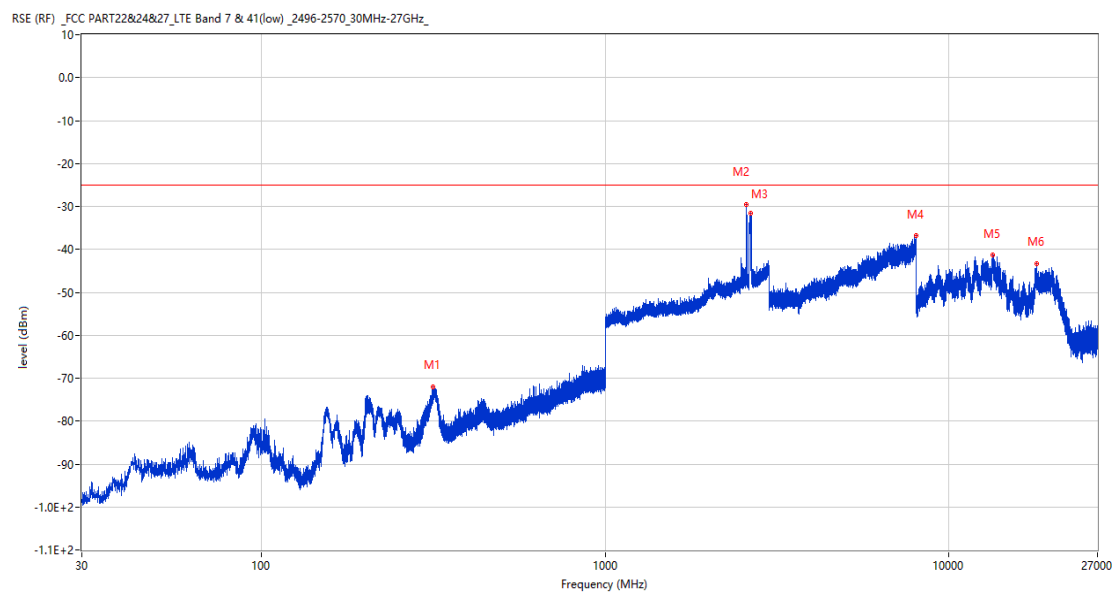
14.4 CA_7C 20MHz+20MHz, QPSK, Low Channel

RSE-H&H CH20850 20M RB1 LOW CH21048 20M RB1 HIGH



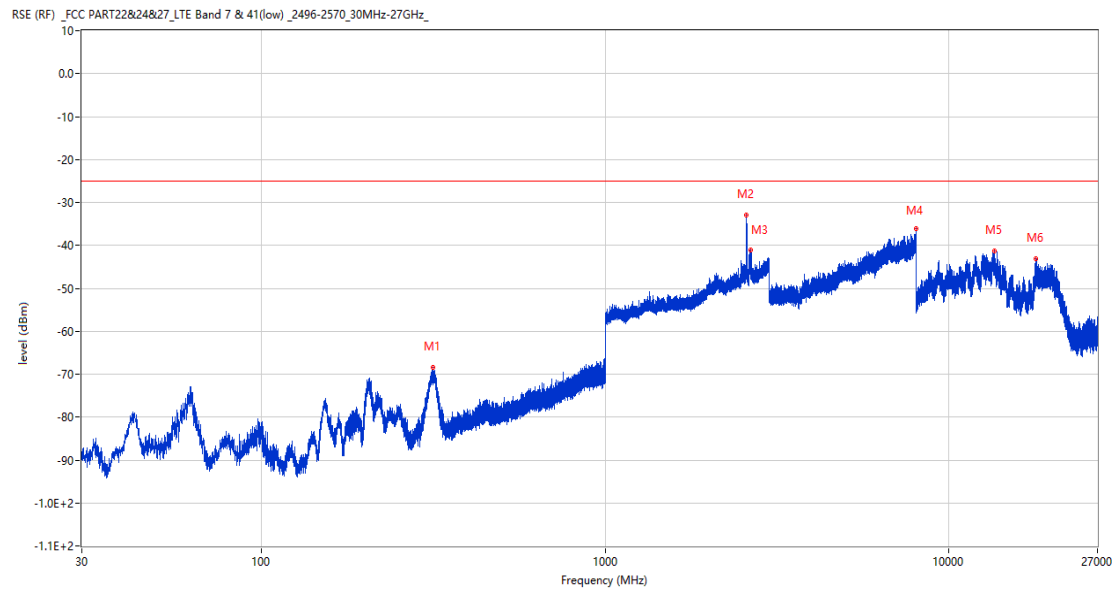
Frequency (MHz)	Result (dBm)	Factor (dB)	PK Limit (dBm)	Over Limit (dB)	Table (o)	ANT	EUT	Verdict
313.337	-70.01	-11.60	-25.0	-45.01	88.00	Horizontal	Horizontal	Pass
2577.100	-28.19	9.00	-25.0	-3.19	0.00	Horizontal	Horizontal	N/A
2656.000	-31.91	8.45	-25.0	-6.91	166.00	Horizontal	Horizontal	N/A
7985.500	-36.86	18.20	-25.0	-11.86	173.00	Horizontal	Horizontal	Pass
13365.826	-41.70	16.69	-25.0	-16.70	259.00	Horizontal	Horizontal	Pass
17932.538	-43.32	13.67	-25.0	-18.32	302.00	Horizontal	Horizontal	Pass

RSE-H&V CH20850 20M RB1 LOW CH21048 20M RB1 HIGH



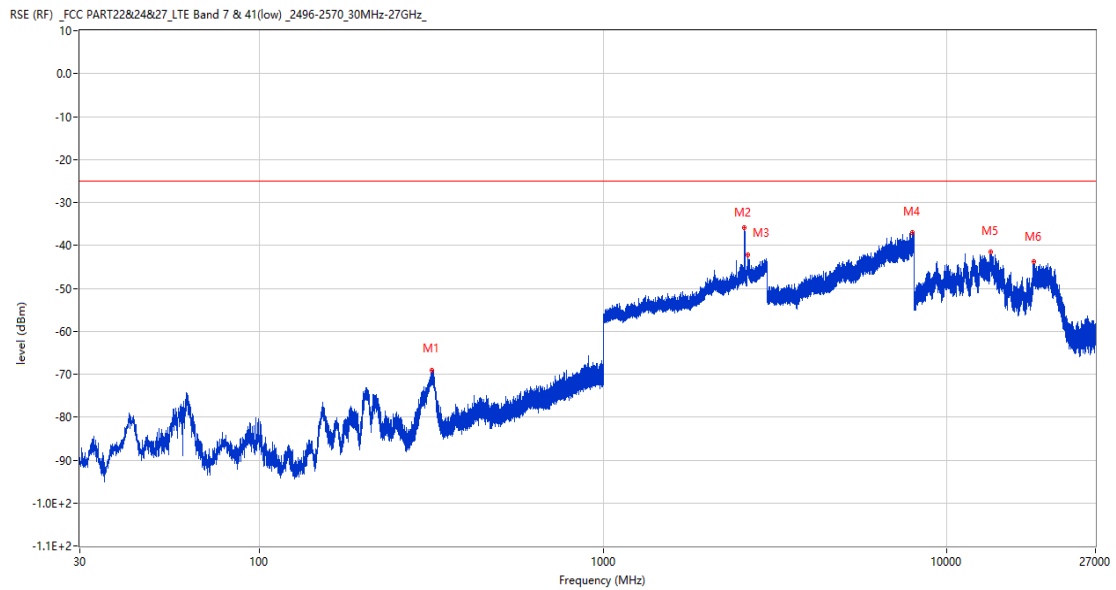
Frequency (MHz)	Result (dBm)	Factor (dB)	PK Limit (dBm)	Over Limit (dB)	Table (o)	ANT	EUT	Verdict
314.695	-71.92	-11.50	-25.0	-46.92	253.00	Horizontal	Vertical	Pass
2577.100	-29.65	9.00	-25.0	-4.65	23.00	Horizontal	Vertical	N/A
2642.600	-31.57	8.56	-25.0	-6.57	226.00	Horizontal	Vertical	N/A
7998.000	-36.75	18.89	-25.0	-11.75	266.00	Horizontal	Vertical	Pass
13391.025	-41.24	16.93	-25.0	-16.24	0.00	Horizontal	Vertical	Pass
17938.051	-43.32	13.80	-25.0	-18.32	360.00	Horizontal	Vertical	Pass

RSE-V&V CH20850 20M RB1 LOW CH21048 20M RB1 HIGH



Frequency (MHz)	Result (dBm)	Factor (dB)	PK Limit (dBm)	Over Limit (dB)	Table (o)	ANT	EUT	Verdict
315.568	-68.37	-11.40	-25.0	-43.37	347.00	Vertical	Vertical	Pass
2577.200	-33.04	9.00	-25.0	-8.04	136.00	Vertical	Vertical	N/A
2646.400	-41.05	8.60	-25.0	-16.05	160.00	Vertical	Vertical	N/A
7996.500	-36.21	18.80	-25.0	-11.21	79.00	Vertical	Vertical	Pass
13586.062	-41.31	15.23	-25.0	-16.31	125.00	Vertical	Vertical	Pass
17902.088	-43.08	12.94	-25.0	-18.08	235.00	Vertical	Vertical	Pass

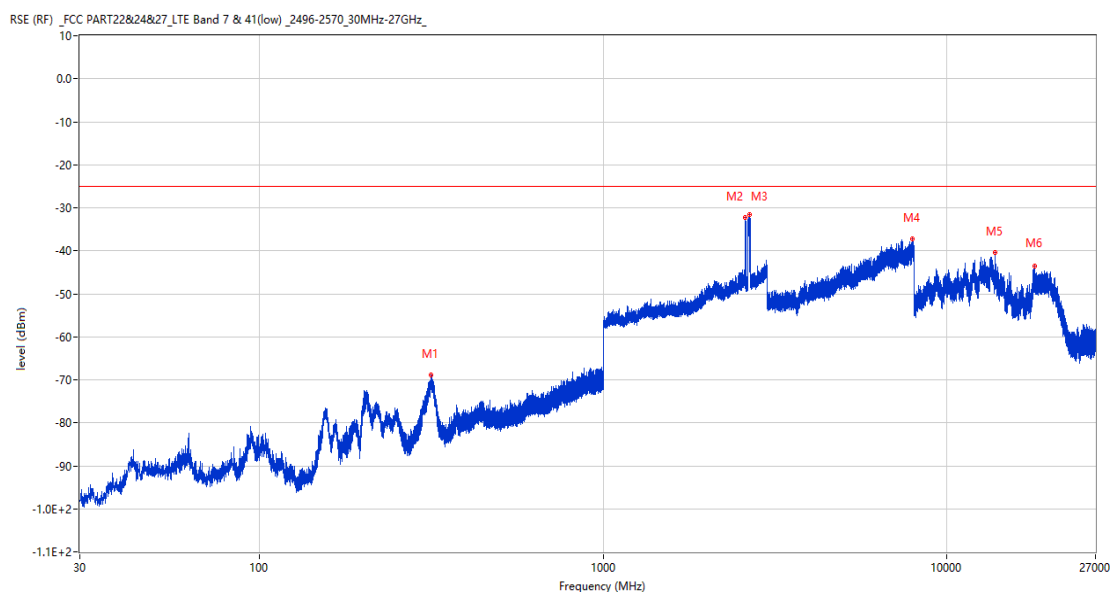
RSE-V&H CH20850 20M RB1 LOW CH21048 20M RB1 HIGH



Frequency (MHz)	Result (dBm)	Factor (dB)	PK Limit (dBm)	Over Limit (dB)	Table (o)	ANT	EUT	Verdict
316.780	-69.19	-11.43	-25.0	-44.19	307.00	Vertical	Horizontal	Pass
2577.300	-37.05	8.99	-25.0	-12.05	316.00	Vertical	Horizontal	N/A
2636.000	-42.11	8.63	-25.0	-17.11	196.00	Vertical	Horizontal	N/A
7932.750	-36.92	18.74	-25.0	-11.92	120.00	Vertical	Horizontal	Pass
13371.338	-41.63	16.74	-25.0	-16.63	214.00	Vertical	Horizontal	Pass
17854.839	-43.86	11.94	-25.0	-18.86	360.00	Vertical	Horizontal	Pass

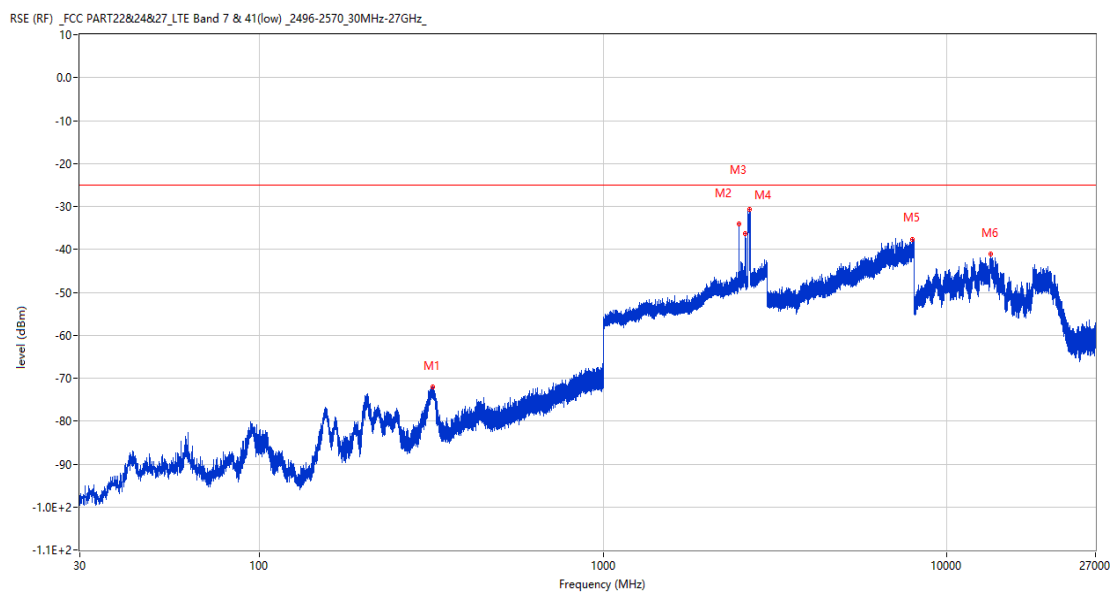
14.5 CA_7C 20MHz+20MHz, QPSK, Middle Channel

RSE-H&H CH21001 20M RB1 LOW CH21199 20M RB1 HIGH



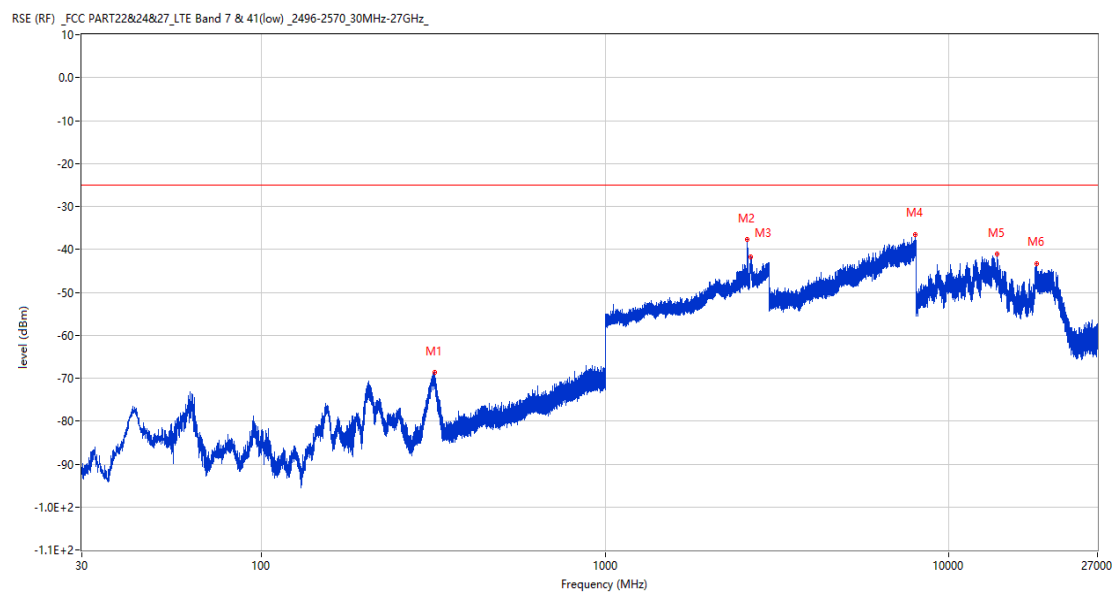
Frequency (MHz)	Result (dBm)	Factor (dB)	PK Limit (dBm)	Over Limit (dB)	Table (o)	ANT	EUT	Verdict
315.326	-68.95	-11.41	-25.0	-43.95	89.00	Horizontal	Horizontal	Pass
2592.500	-32.17	8.82	-25.0	-7.17	0.00	Horizontal	Horizontal	N/A
2664.200	-31.67	9.00	-25.0	-6.67	171.00	Horizontal	Horizontal	N/A
7903.250	-37.27	17.91	-25.0	-12.27	82.00	Horizontal	Horizontal	Pass
13807.875	-40.39	16.83	-25.0	-15.39	360.00	Horizontal	Horizontal	Pass
17935.426	-43.57	13.74	-25.0	-18.57	360.00	Horizontal	Horizontal	Pass

RSE-H&V CH21001 20M RB1 LOW CH21199 20M RB1 HIGH



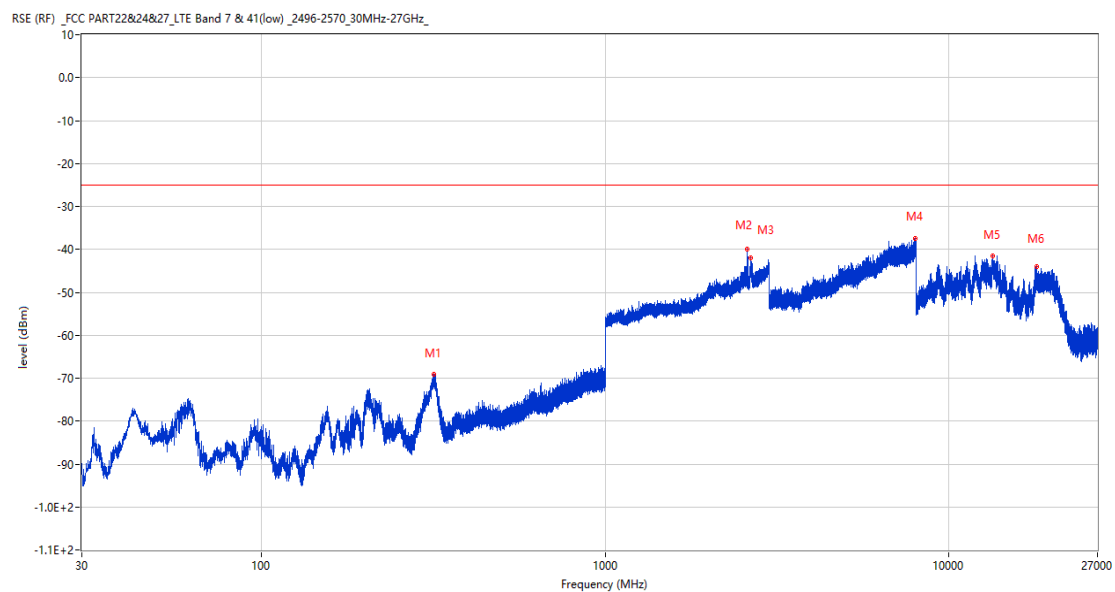
Frequency (MHz)	Result (dBm)	Factor (dB)	PK Limit (dBm)	Over Limit (dB)	Table (o)	ANT	EUT	Verdict
318.284	-72.04	-11.36	-25.0	-47.04	227.00	Horizontal	Vertical	Pass
2479.400	-34.01	7.35	-25.0	-9.01	5.00	Horizontal	Vertical	N/A
2592.200	-36.34	8.73	-25.0	-11.34	130.00	Horizontal	Vertical	N/A
2663.900	-30.73	8.97	-25.0	-5.73	238.00	Horizontal	Vertical	N/A
7925.000	-37.59	18.39	-25.0	-12.59	156.00	Horizontal	Vertical	Pass
13407.300	-41.16	16.85	-25.0	-16.16	360.00	Horizontal	Vertical	Pass

RSE-V&V CH21001 20M RB1 LOW CH21199 20M RB1 HIGH



Frequency (MHz)	Result (dBm)	Factor (dB)	PK Limit (dBm)	Over Limit (dB)	Table (o)	ANT	EUT	Verdict
319.788	-68.66	-11.33	-25.0	-43.66	329.00	Vertical	Vertical	Pass
2592.400	-37.67	8.79	-25.0	-12.67	137.00	Vertical	Vertical	N/A
2646.500	-41.84	8.61	-25.0	-16.84	168.00	Vertical	Vertical	N/A
7987.500	-36.65	18.33	-25.0	-11.65	209.00	Vertical	Vertical	Pass
13796.325	-41.17	16.76	-25.0	-16.17	106.00	Vertical	Vertical	Pass
17942.512	-43.30	13.91	-25.0	-18.30	285.00	Vertical	Vertical	Pass

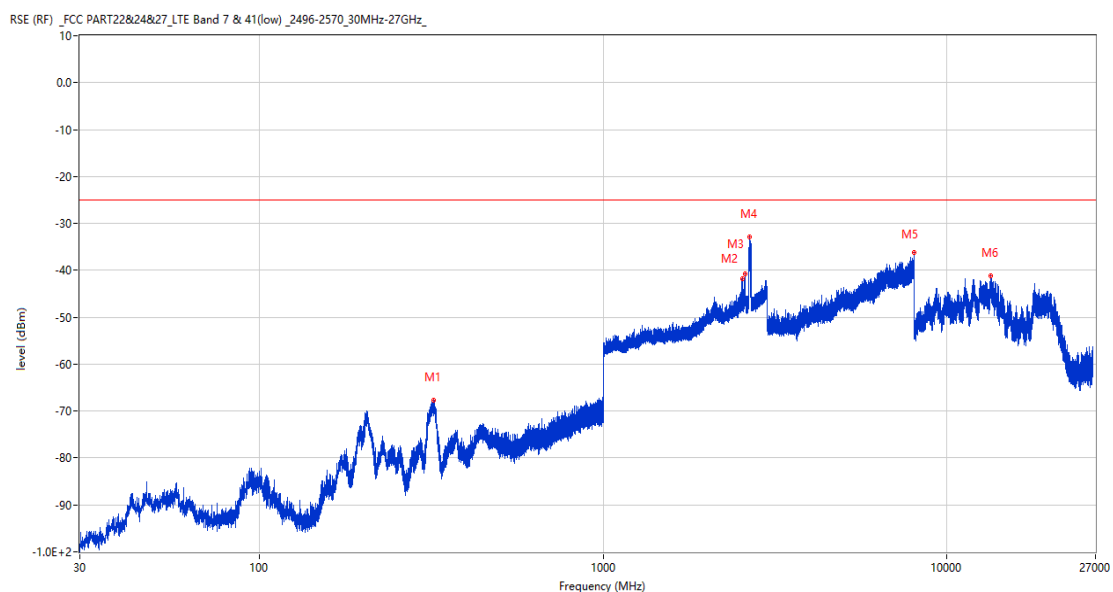
RSE-V&H CH21001 20M RB1 LOW CH21199 20M RB1 HIGH



Frequency (MHz)	Result (dBm)	Factor (dB)	PK Limit (dBm)	Over Limit (dB)	Table (o)	ANT	EUT	Verdict
317.654	-69.06	-11.37	-25.0	-44.06	317.00	Vertical	Horizontal	Pass
2592.400	-39.84	8.79	-25.0	-14.84	51.00	Vertical	Horizontal	N/A
2639.500	-42.08	8.87	-25.0	-17.08	196.00	Vertical	Horizontal	N/A
7954.250	-37.49	18.55	-25.0	-12.49	114.00	Vertical	Horizontal	Pass
13384.724	-41.48	16.87	-25.0	-16.48	38.00	Vertical	Horizontal	Pass
17931.749	-44.03	13.65	-25.0	-19.03	83.00	Vertical	Horizontal	Pass

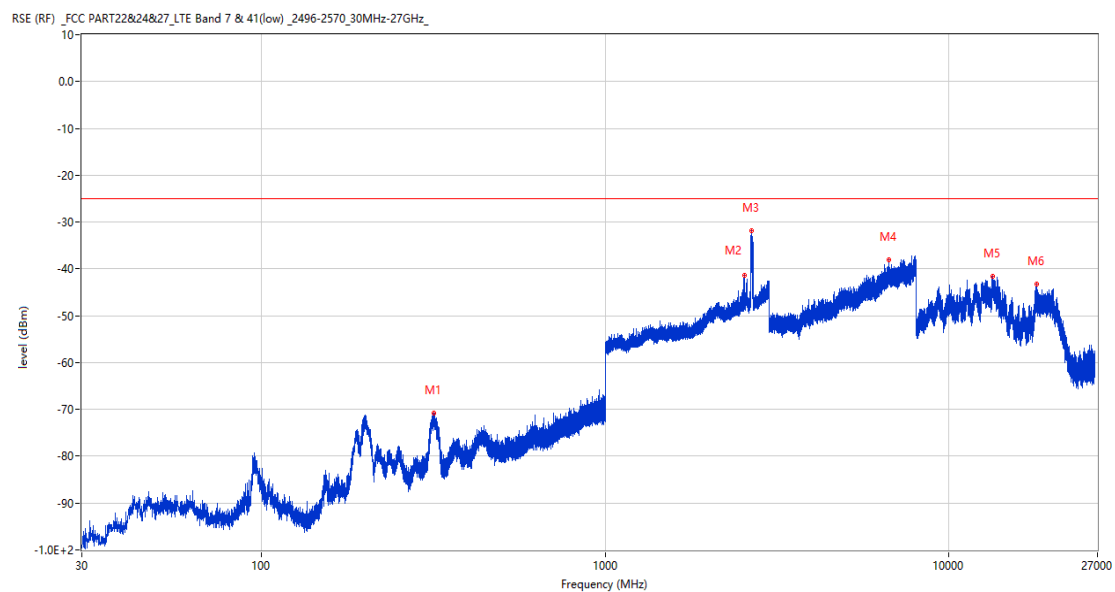
14.6 CA_7C 20MHz+20MHz, QPSK, High Channel

RSE-H&H CH21152 20M RB1 LOW CH21350 20M RB1 HIGH



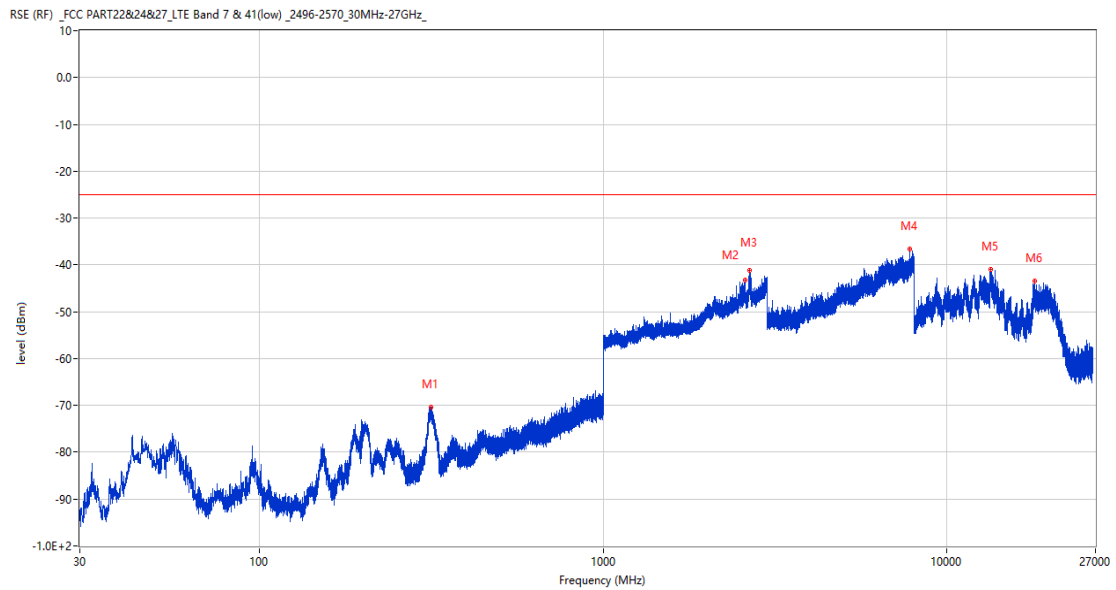
Frequency (MHz)	Result (dBm)	Factor (dB)	PK Limit (dBm)	Over Limit (dB)	Table (o)	ANT	EUT	Verdict
319.982	-67.71	-11.31	-25.0	-42.71	81.00	Horizontal	Horizontal	Pass
2532.400	-41.71	8.84	-25.0	-16.71	327.00	Horizontal	Horizontal	N/A
2586.700	-40.84	8.21	-25.0	-15.84	360.00	Horizontal	Horizontal	N/A
2662.400	-32.91	8.82	-25.0	-7.91	163.00	Horizontal	Horizontal	N/A
8000.000	-36.24	19.04	-25.0	-11.24	226.00	Horizontal	Horizontal	Pass
13385.513	-41.21	16.87	-25.0	-16.21	360.00	Horizontal	Horizontal	Pass

RSE-H&V CH21152 20M RB1 LOW CH21350 20M RB1 HIGH



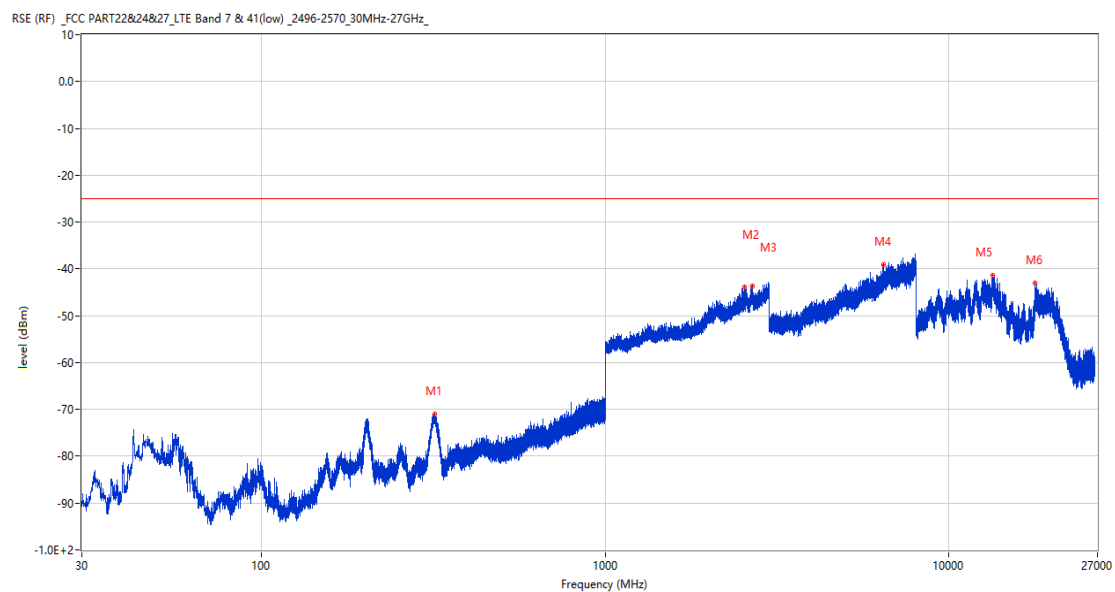
Frequency (MHz)	Result (dBm)	Factor (dB)	PK Limit (dBm)	Over Limit (dB)	Table (o)	ANT	EUT	Verdict
316.295	-70.88	-11.50	-25.0	-45.88	72.00	Horizontal	Vertical	Pass
2532.500	-41.37	8.84	-25.0	-16.37	193.00	Horizontal	Vertical	N/A
2662.900	-31.81	8.88	-25.0	-6.81	229.00	Horizontal	Vertical	N/A
6679.500	-37.99	16.90	-25.0	-12.99	237.00	Horizontal	Vertical	Pass
13361.362	-41.59	16.65	-25.0	-16.59	347.00	Horizontal	Vertical	Pass
17946.974	-43.15	14.02	-25.0	-18.15	215.00	Horizontal	Vertical	Pass

RSE-V&V CH21152 20M RB1 LOW CH21350 20M RB1 HIGH



Frequency (MHz)	Result (dBm)	Factor (dB)	PK Limit (dBm)	Over Limit (dB)	Table (o)	ANT	EUT	Verdict
314.355	-70.37	-11.53	-25.0	-45.37	354.00	Vertical	Vertical	Pass
2589.400	-43.23	8.21	-25.0	-18.23	105.00	Vertical	Vertical	N/A
2658.200	-41.25	8.48	-25.0	-16.25	153.00	Vertical	Vertical	N/A
7797.750	-36.67	18.12	-25.0	-11.67	49.00	Vertical	Vertical	Pass
13357.425	-40.89	16.61	-25.0	-15.89	0.00	Vertical	Vertical	Pass
17942.249	-43.48	13.90	-25.0	-18.48	15.00	Vertical	Vertical	Pass

RSE-V&H CH21152 20M RB1 LOW CH21350 20M RB1 HIGH

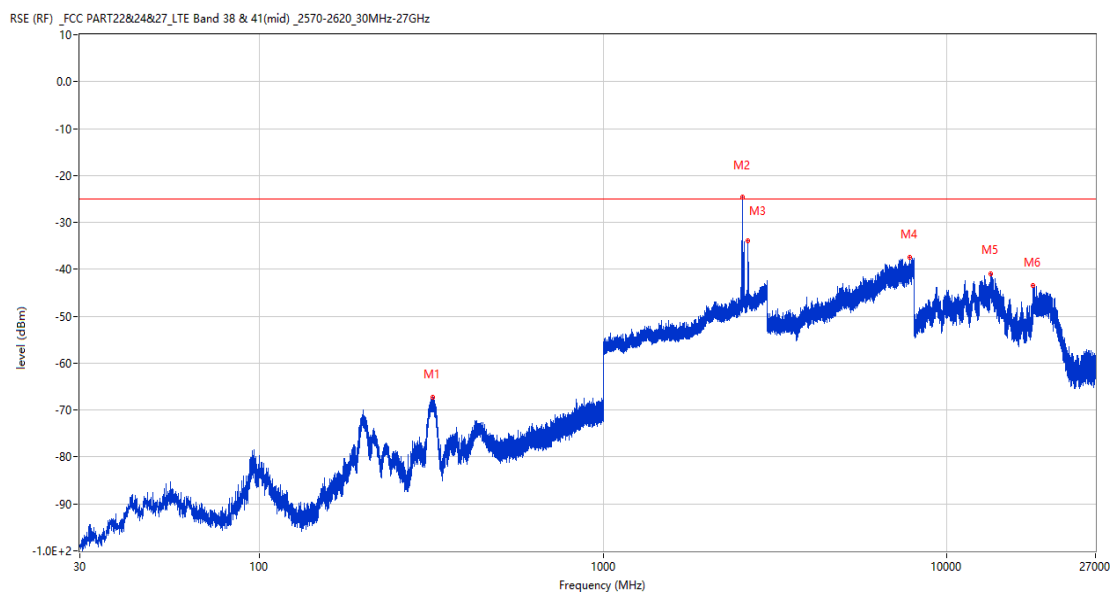


Frequency (MHz)	Result (dBm)	Factor (dB)	PK Limit (dBm)	Over Limit (dB)	Table (o)	ANT	EUT	Verdict
318.914	-70.90	-11.34	-25.0	-45.90	346.00	Vertical	Horizontal	Pass
2547.200	-43.95	8.80	-25.0	-18.95	285.00	Vertical	Horizontal	N/A
2681.800	-43.65	8.82	-25.0	-18.65	72.00	Vertical	Horizontal	N/A
6459.250	-39.09	16.71	-25.0	-14.09	80.00	Vertical	Horizontal	Pass
13357.950	-41.32	16.61	-25.0	-16.32	360.00	Vertical	Horizontal	Pass
17807.587	-42.99	12.99	-25.0	-17.99	360.00	Vertical	Horizontal	Pass

15 CA_38C

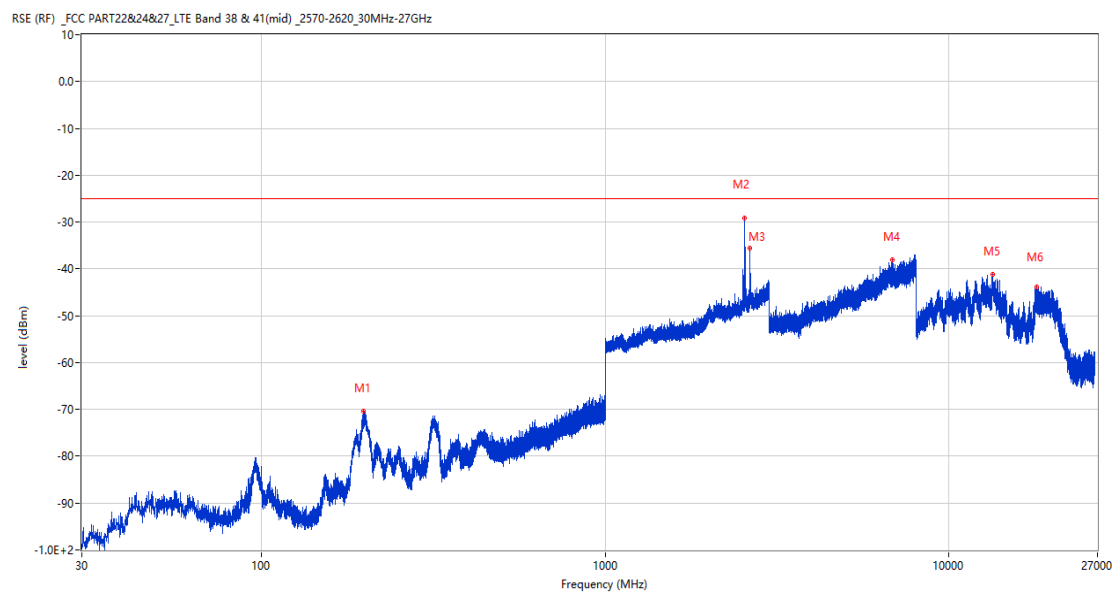
15.1 CA_38C 15MHz+15MHz, QPSK, Low Channel

RSE-H&H CH37825 15M RB1 LOW CH37975 15M RB1 HIGH



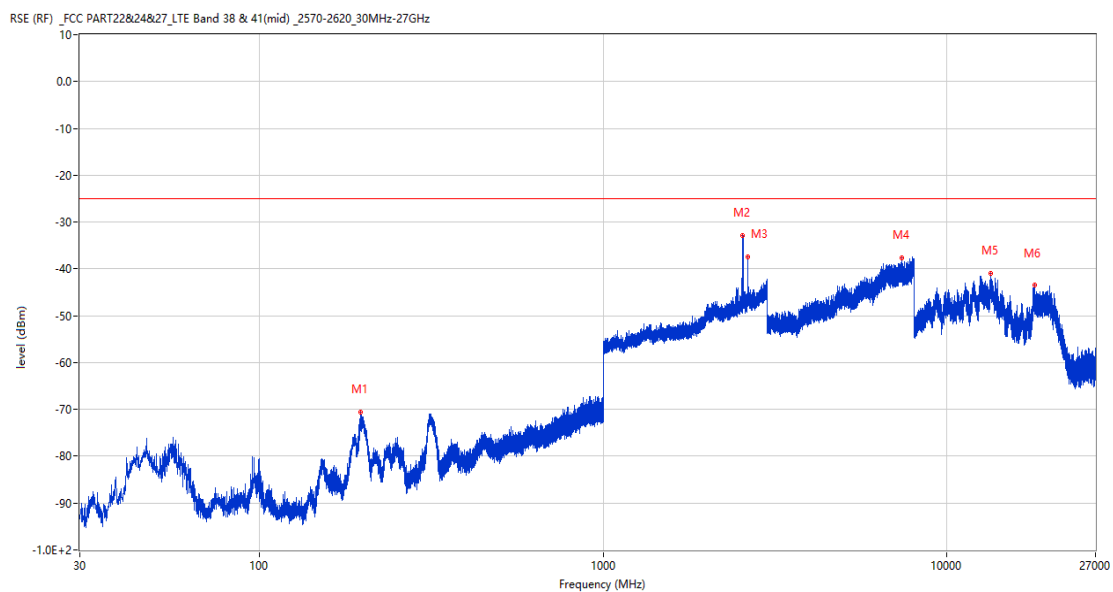
Frequency (MHz)	Result (dBm)	Factor (dB)	PK Limit (dBm)	Over Limit (dB)	Table (o)	ANT	EUT	Verdict
319.400	-67.27	-11.34	-25.0	-42.27	83.00	Horizontal	Horizontal	Pass
2543.400	-24.64	6.87	-25.0	0.36	345.00	Horizontal	Horizontal	N/A
2630.300	-33.96	9.01	-25.0	-8.96	339.00	Horizontal	Horizontal	N/A
7772.500	-37.54	18.00	-25.0	-12.54	300.00	Horizontal	Horizontal	Pass
13371.600	-40.87	16.74	-25.0	-15.87	15.00	Horizontal	Horizontal	Pass
17816.513	-43.38	12.75	-25.0	-18.38	149.00	Horizontal	Horizontal	Pass

RSE-H&V CH37825 15M RB1 LOW CH37975 15M RB1 HIGH



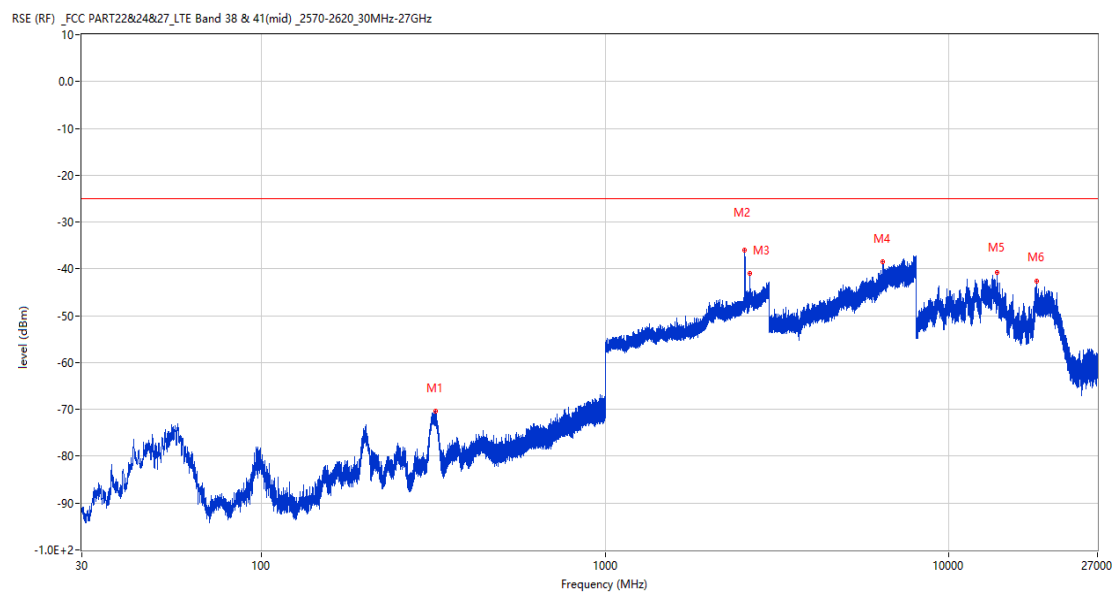
Frequency (MHz)	Result (dBm)	Factor (dB)	PK Limit (dBm)	Over Limit (dB)	Table (o)	ANT	EUT	Verdict
197.907	-70.41	-15.69	-25.0	-45.41	188.00	Horizontal	Vertical	Pass
2543.500	-29.24	6.85	-25.0	-4.24	195.00	Horizontal	Vertical	N/A
2628.400	-35.64	9.00	-25.0	-10.64	170.00	Horizontal	Vertical	N/A
6842.500	-37.99	16.38	-25.0	-12.99	186.00	Horizontal	Vertical	Pass
13400.212	-41.22	17.01	-25.0	-16.22	333.00	Horizontal	Vertical	Pass
17933.062	-43.81	13.68	-25.0	-18.81	354.00	Horizontal	Vertical	Pass

RSE-V&V CH37825 15M RB1 LOW CH37975 15M RB1 HIGH



Frequency (MHz)	Result (dBm)	Factor (dB)	PK Limit (dBm)	Over Limit (dB)	Table (o)	ANT	EUT	Verdict
196.986	-70.58	-15.73	-25.0	-45.58	194.00	Vertical	Vertical	Pass
2543.200	-32.87	6.88	-25.0	-7.87	139.00	Vertical	Vertical	N/A
2629.000	-37.43	9.00	-25.0	-12.43	78.00	Vertical	Vertical	N/A
7402.000	-37.66	17.83	-25.0	-12.66	112.00	Vertical	Vertical	Pass
13392.600	-41.04	16.94	-25.0	-16.04	360.00	Vertical	Vertical	Pass
17942.512	-43.52	13.91	-25.0	-18.52	240.00	Vertical	Vertical	Pass

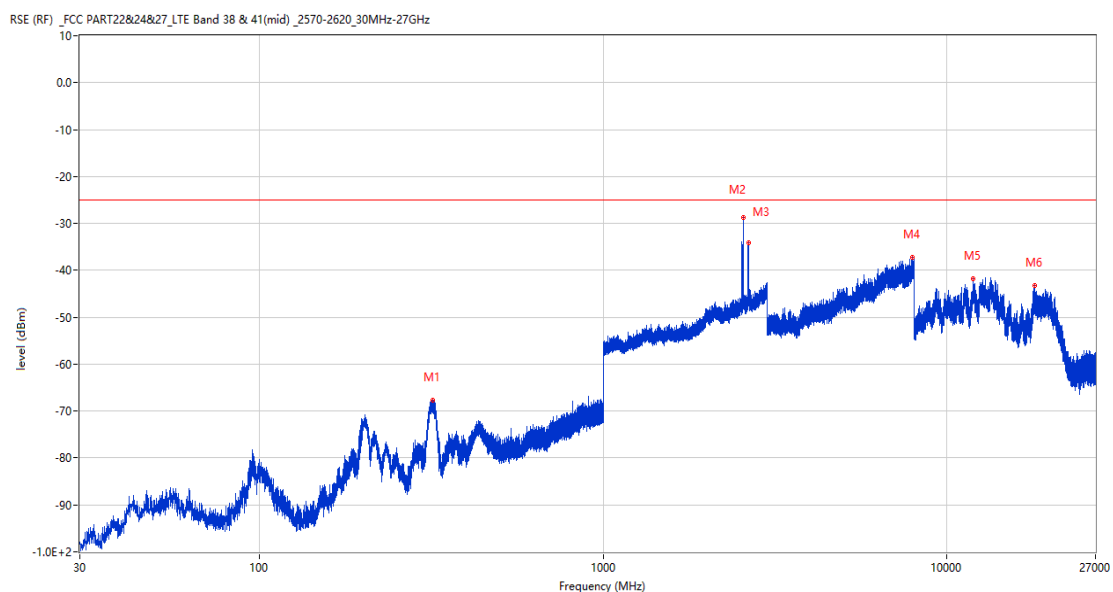
RSE-V&H CH37825 15M RB1 LOW CH37975 15M RB1 HIGH



Frequency (MHz)	Result (dBm)	Factor (dB)	PK Limit (dBm)	Over Limit (dB)	Table (o)	ANT	EUT	Verdict
320.854	-70.32	-11.25	-25.0	-45.32	329.00	Vertical	Horizontal	Pass
2543.300	-35.90	6.89	-25.0	-10.90	360.00	Vertical	Horizontal	N/A
2628.400	-40.91	9.00	-25.0	-15.91	260.00	Vertical	Horizontal	N/A
6411.000	-38.43	15.77	-25.0	-13.43	0.00	Vertical	Horizontal	Pass
13794.487	-40.84	16.64	-25.0	-15.84	127.00	Vertical	Horizontal	Pass
17953.800	-42.69	14.00	-25.0	-17.69	240.00	Vertical	Horizontal	Pass

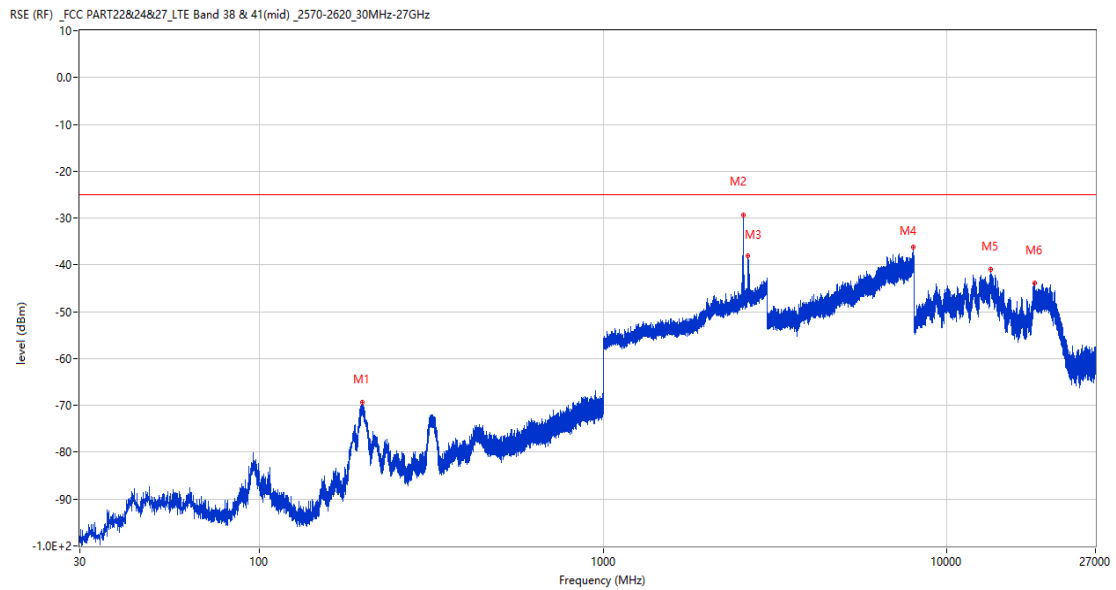
15.2 CA_38C 15MHz+15MHz, QPSK, Middle Channel

RSE-H&H CH37925 15M RB1 LOW CH38075 15M RB1 HIGH



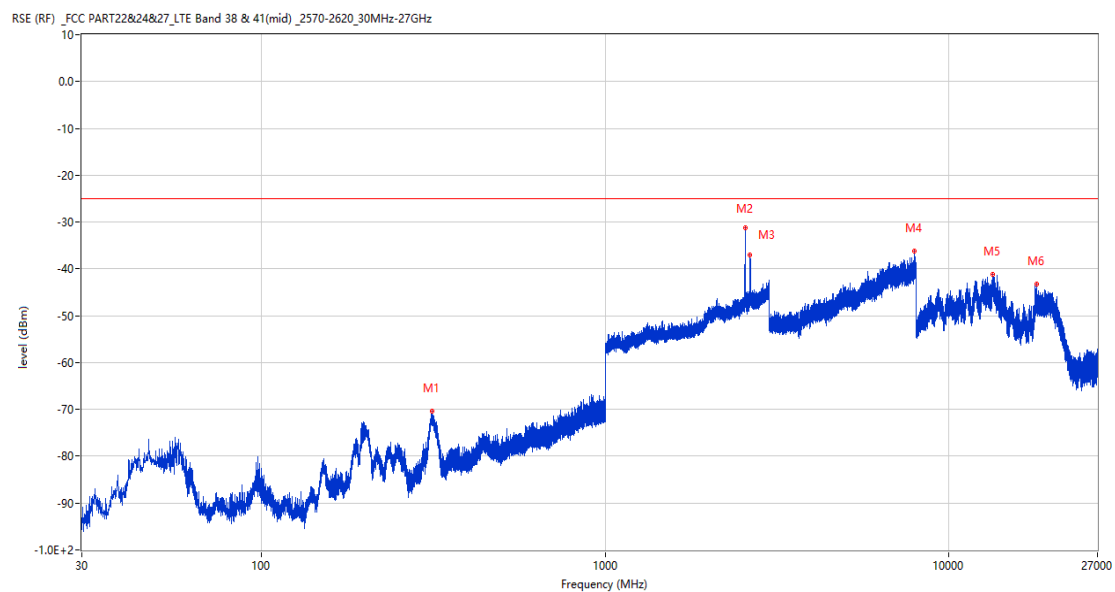
Frequency (MHz)	Result (dBm)	Factor (dB)	PK Limit (dBm)	Over Limit (dB)	Table (o)	ANT	EUT	Verdict
318.963	-67.66	-11.34	-25.0	-42.66	67.00	Horizontal	Horizontal	Pass
2553.400	-28.80	8.39	-25.0	-3.80	360.00	Horizontal	Horizontal	N/A
2639.400	-34.07	8.92	-25.0	-9.07	360.00	Horizontal	Horizontal	N/A
7916.750	-37.16	18.09	-25.0	-12.16	185.00	Horizontal	Horizontal	Pass
11928.963	-41.84	13.98	-25.0	-16.84	21.00	Horizontal	Horizontal	Pass
17957.474	-43.16	13.90	-25.0	-18.16	192.00	Horizontal	Horizontal	Pass

RSE-H&V CH37925 15M RB1 LOW CH38075 15M RB1 HIGH



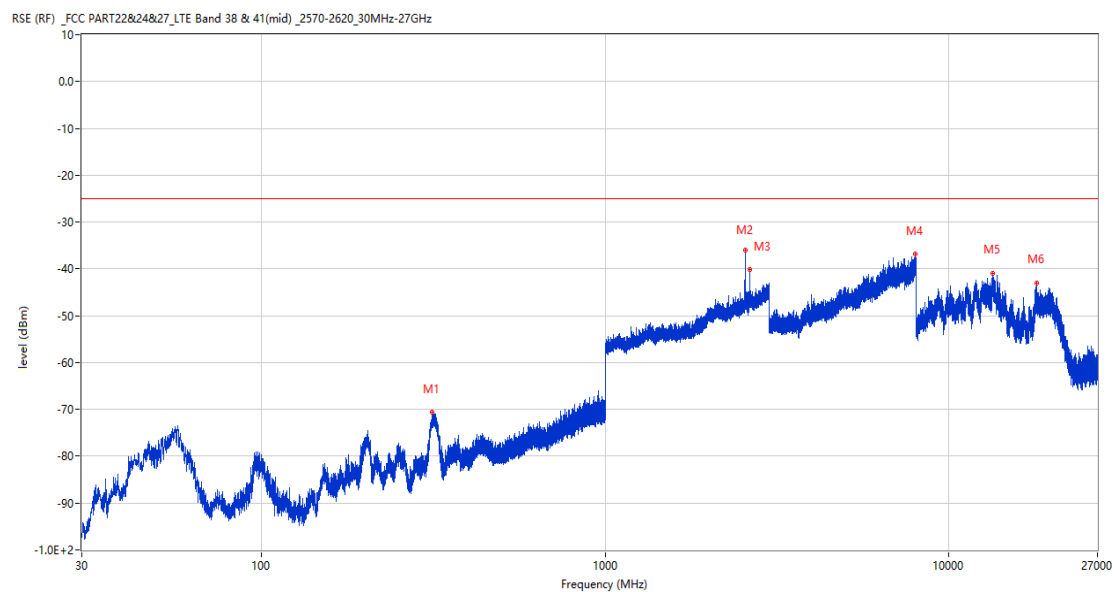
Frequency (MHz)	Result (dBm)	Factor (dB)	PK Limit (dBm)	Over Limit (dB)	Table (o)	ANT	EUT	Verdict
198.489	-69.36	-15.67	-25.0	-44.36	34.00	Horizontal	Vertical	Pass
2553.600	-29.45	8.39	-25.0	-4.45	170.00	Horizontal	Vertical	N/A
2638.400	-38.00	9.08	-25.0	-13.00	189.00	Horizontal	Vertical	N/A
7947.000	-36.10	18.77	-25.0	-11.10	345.00	Horizontal	Vertical	Pass
13391.549	-40.90	16.93	-25.0	-15.90	350.00	Horizontal	Vertical	Pass
17929.650	-43.87	13.60	-25.0	-18.87	15.00	Horizontal	Vertical	Pass

RSE-V&V CH37925 15M RB1 LOW CH38075 15M RB1 HIGH



Frequency (MHz)	Result (dBm)	Factor (dB)	PK Limit (dBm)	Over Limit (dB)	Table (o)	ANT	EUT	Verdict
312.610	-70.48	-11.61	-25.0	-45.48	350.00	Vertical	Vertical	Pass
2553.300	-31.28	8.38	-25.0	-6.28	128.00	Vertical	Vertical	N/A
2638.500	-37.06	9.07	-25.0	-12.06	236.00	Vertical	Vertical	N/A
7940.500	-36.26	18.98	-25.0	-11.26	360.00	Vertical	Vertical	Pass
13374.224	-41.12	16.77	-25.0	-16.12	305.00	Vertical	Vertical	Pass
17966.926	-43.29	13.67	-25.0	-18.29	305.00	Vertical	Vertical	Pass

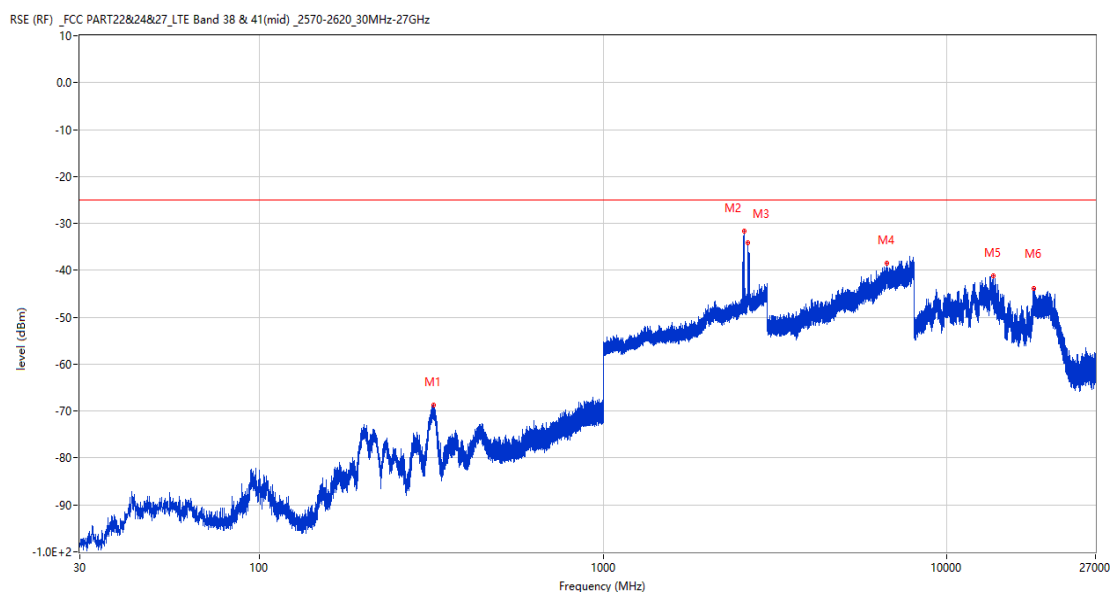
RSE-V&H CH37925 15M RB1 LOW CH38075 15M RB1 HIGH



Frequency (MHz)	Result (dBm)	Factor (dB)	PK Limit (dBm)	Over Limit (dB)	Table (o)	ANT	EUT	Verdict
313.871	-70.54	-11.55	-25.0	-45.54	343.00	Vertical	Horizontal	Pass
2553.400	-36.04	8.39	-25.0	-11.04	1.00	Vertical	Horizontal	N/A
2638.300	-40.06	9.08	-25.0	-15.06	18.00	Vertical	Horizontal	N/A
7975.250	-36.91	18.11	-25.0	-11.91	290.00	Vertical	Horizontal	Pass
13416.225	-40.96	16.65	-25.0	-15.96	353.00	Vertical	Horizontal	Pass
17948.287	-43.09	14.05	-25.0	-18.09	38.00	Vertical	Horizontal	Pass

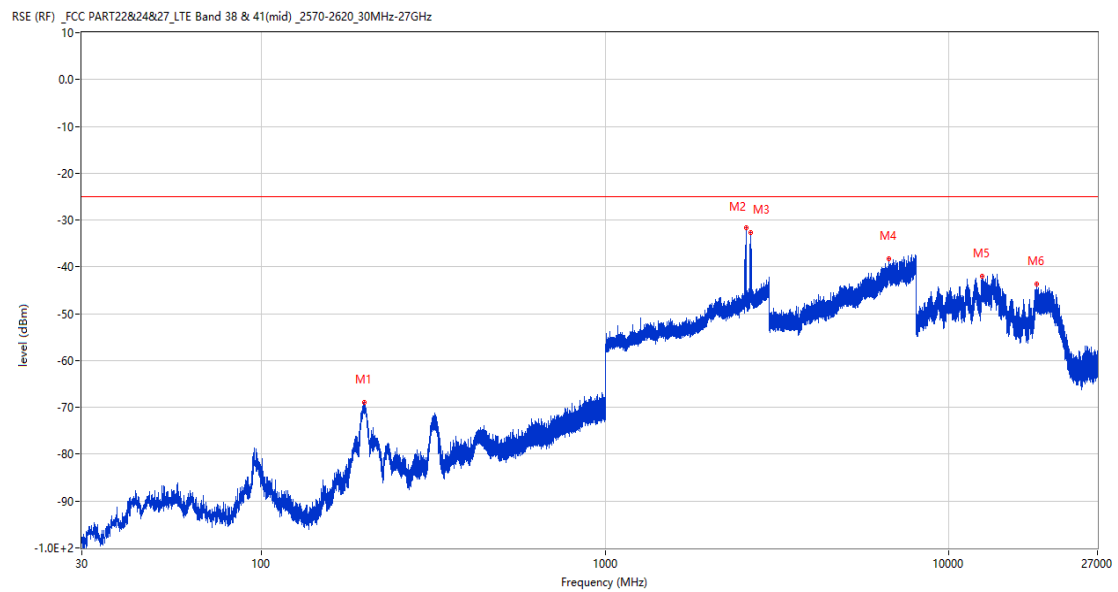
15.3 CA_38C 15MHz+15MHz, QPSK, High Channel

RSE-H&H CH38025 15M RB1 LOW CH38175 15M RB1 HIGH



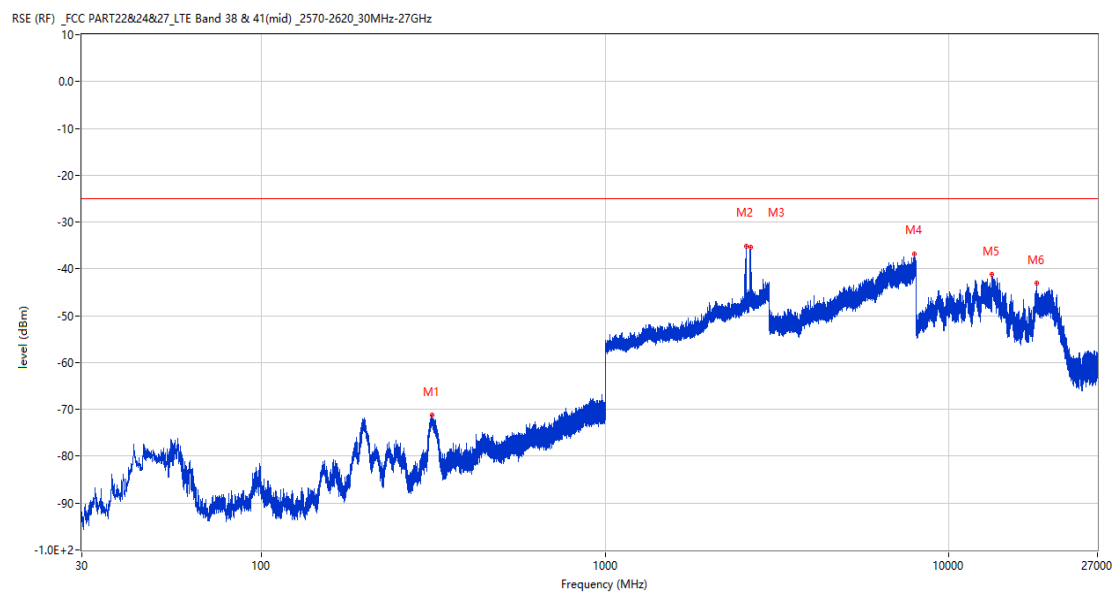
Frequency (MHz)	Result (dBm)	Factor (dB)	PK Limit (dBm)	Over Limit (dB)	Table (o)	ANT	EUT	Verdict
320.564	-68.72	-11.26	-25.0	-43.72	87.00	Horizontal	Horizontal	Pass
2562.600	-31.64	8.28	-25.0	-6.64	326.00	Horizontal	Horizontal	N/A
2634.900	-34.06	8.82	-25.0	-9.06	0.00	Horizontal	Horizontal	N/A
6683.250	-38.44	16.97	-25.0	-13.44	59.00	Horizontal	Horizontal	Pass
13591.312	-41.26	15.14	-25.0	-16.26	38.00	Horizontal	Horizontal	Pass
17907.075	-43.78	13.06	-25.0	-18.78	104.00	Horizontal	Horizontal	Pass

RSE-H&V CH38025 15M RB1 LOW CH38175 15M RB1 HIGH



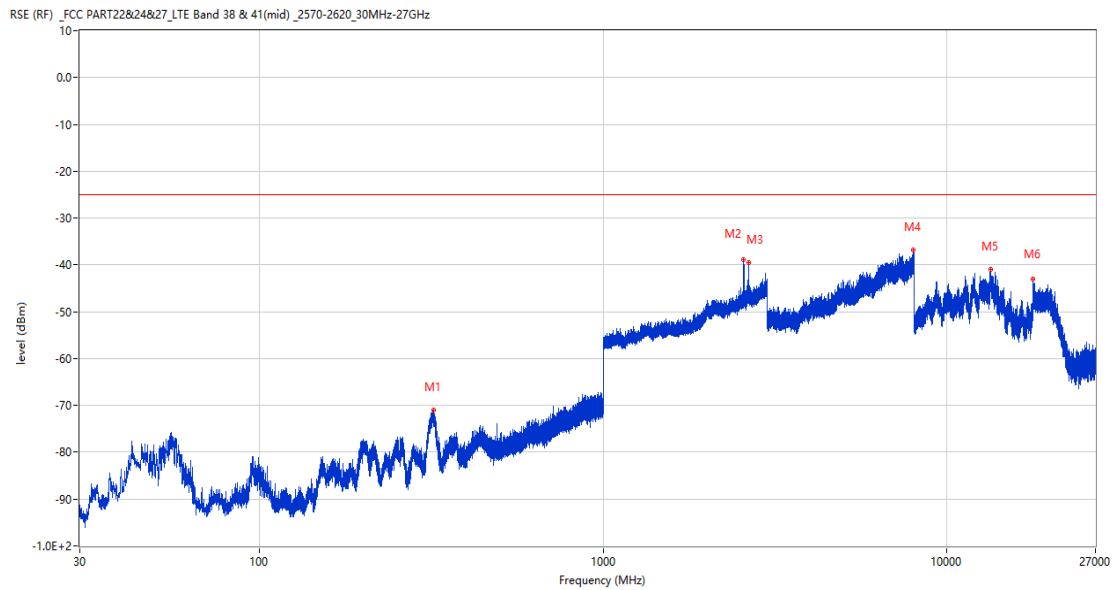
Frequency (MHz)	Result (dBm)	Factor (dB)	PK Limit (dBm)	Over Limit (dB)	Table (o)	ANT	EUT	Verdict
199.508	-69.00	-15.61	-25.0	-44.00	171.00	Horizontal	Vertical	Pass
2563.300	-31.66	8.29	-25.0	-6.66	170.00	Horizontal	Vertical	N/A
2648.000	-32.70	9.19	-25.0	-7.70	128.00	Horizontal	Vertical	N/A
6677.500	-38.32	16.80	-25.0	-13.32	238.00	Horizontal	Vertical	Pass
12460.963	-42.02	14.37	-25.0	-17.02	260.00	Horizontal	Vertical	Pass
17939.364	-43.60	13.83	-25.0	-18.60	197.00	Horizontal	Vertical	Pass

RSE-V&V CH38025 15M RB1 LOW CH38175 15M RB1 HIGH



Frequency (MHz)	Result (dBm)	Factor (dB)	PK Limit (dBm)	Over Limit (dB)	Table (o)	ANT	EUT	Verdict
313.191	-71.13	-11.61	-25.0	-46.13	0.00	Vertical	Vertical	Pass
2563.600	-35.39	8.29	-25.0	-10.39	297.00	Vertical	Vertical	N/A
2648.600	-35.34	9.15	-25.0	-10.34	62.00	Vertical	Vertical	N/A
7936.750	-36.76	18.95	-25.0	-11.76	38.00	Vertical	Vertical	Pass
13332.487	-41.23	15.85	-25.0	-16.23	259.00	Vertical	Vertical	Pass
17952.225	-43.08	14.03	-25.0	-18.08	60.00	Vertical	Vertical	Pass

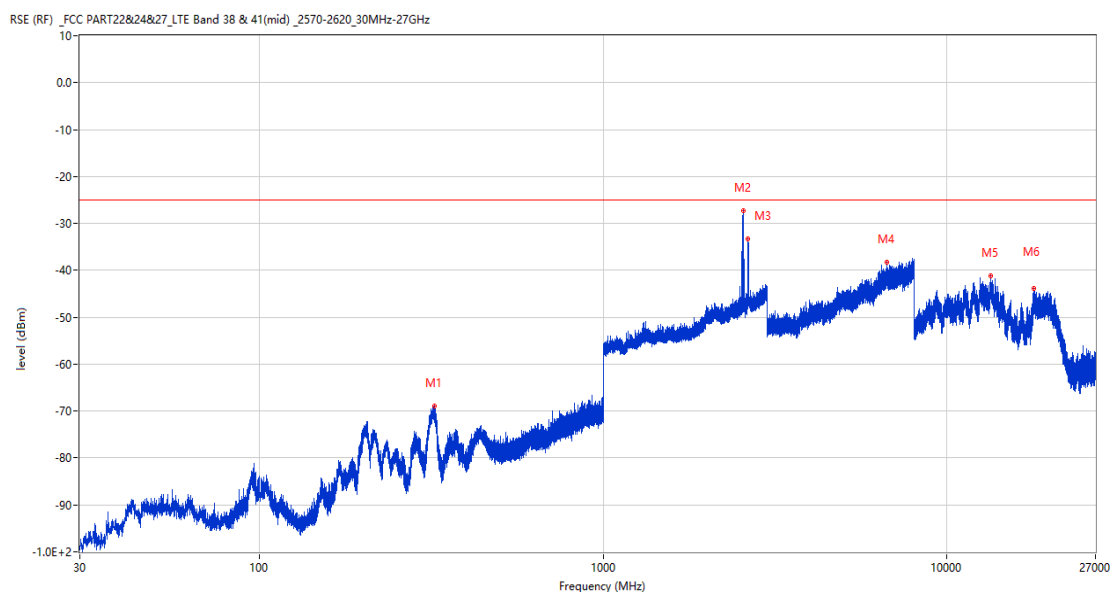
RSE-V&H CH38025 15M RB1 LOW CH38175 15M RB1 HIGH



Frequency (MHz)	Result (dBm)	Factor (dB)	PK Limit (dBm)	Over Limit (dB)	Table (o)	ANT	EUT	Verdict
320.176	-71.02	-11.30	-25.0	-46.02	320.00	Vertical	Horizontal	Pass
2553.700	-38.93	8.38	-25.0	-13.93	1.00	Vertical	Horizontal	N/A
2647.300	-39.46	9.23	-25.0	-14.46	274.00	Vertical	Horizontal	N/A
7958.000	-36.88	18.32	-25.0	-11.88	268.00	Vertical	Horizontal	Pass
13410.187	-40.99	16.79	-25.0	-15.99	15.00	Vertical	Horizontal	Pass
17801.550	-43.03	13.16	-25.0	-18.03	360.00	Vertical	Horizontal	Pass

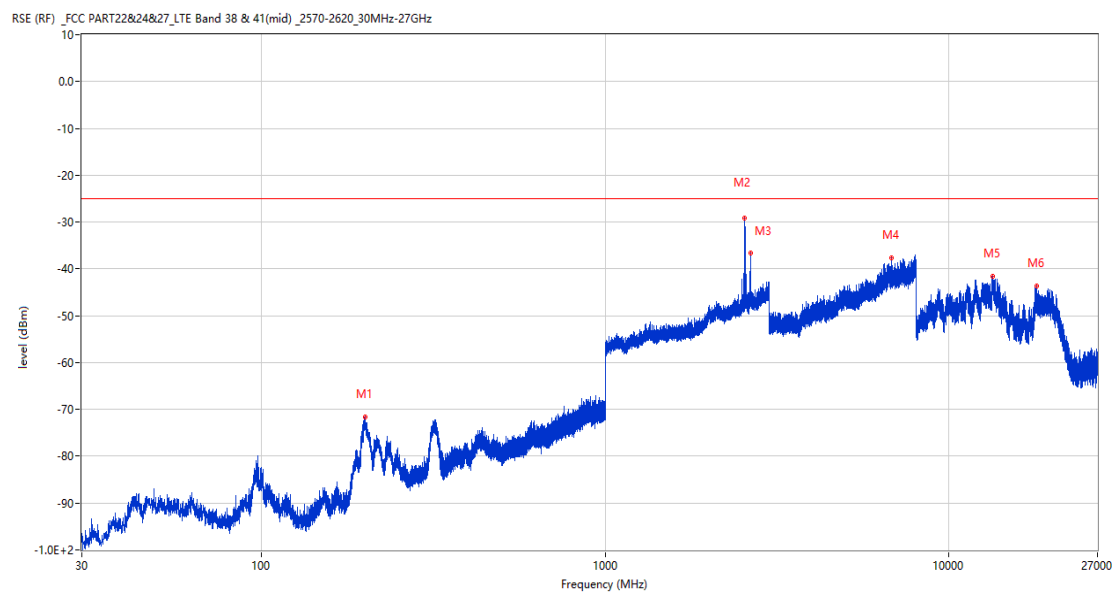
15.4 CA_38C 20MHz+20MHz, QPSK, Low Channel

RSE-H&HCH37850 20M RB1 LOW CH38048 20M RB1 HIGH



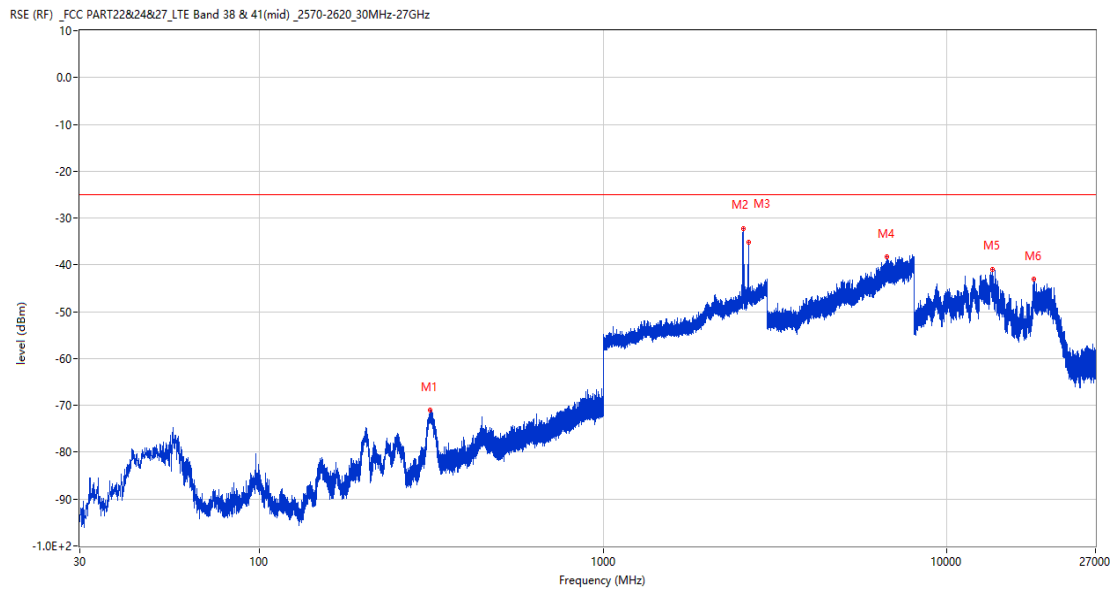
Frequency (MHz)	Result (dBm)	Factor (dB)	PK Limit (dBm)	Over Limit (dB)	Table (o)	ANT	EUT	Verdict
323.280	-69.02	-11.01	-25.0	-44.02	82.00	Horizontal	Horizontal	Pass
2556.300	-27.28	8.20	-25.0	-2.28	360.00	Horizontal	Horizontal	N/A
2633.200	-33.26	8.92	-25.0	-8.26	345.00	Horizontal	Horizontal	N/A
6661.750	-38.33	16.35	-25.0	-13.33	259.00	Horizontal	Horizontal	Pass
13390.238	-41.23	16.92	-25.0	-16.23	363.00	Horizontal	Horizontal	Pass
17913.375	-43.83	13.21	-25.0	-18.83	37.00	Horizontal	Horizontal	Pass

RSE-H&VCH37850 20M RB1 LOW CH38048 20M RB1 HIGH



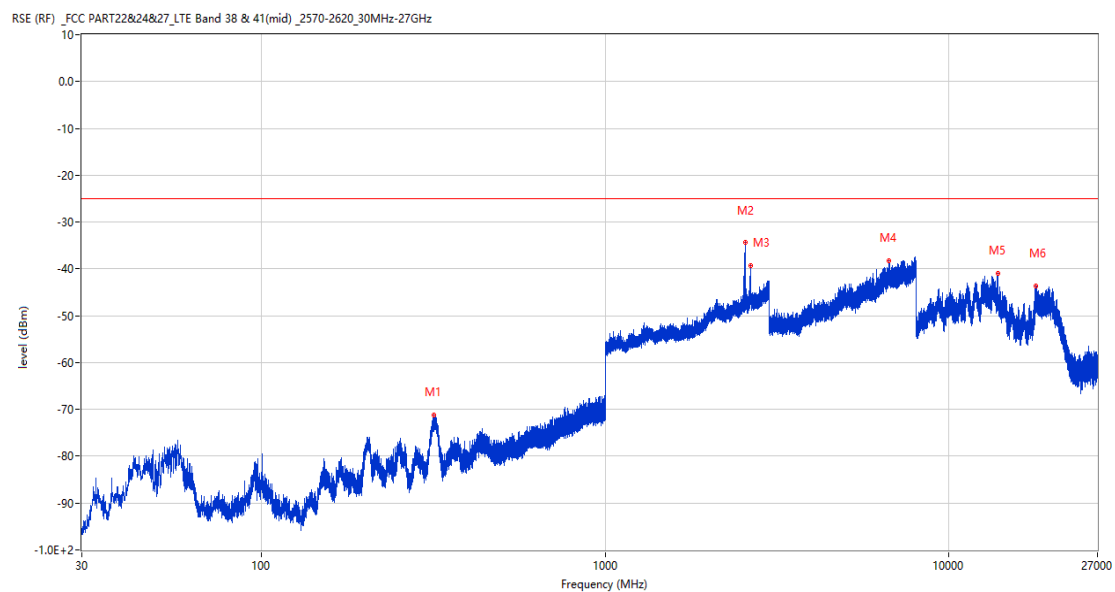
Frequency (MHz)	Result (dBm)	Factor (dB)	PK Limit (dBm)	Over Limit (dB)	Table (o)	ANT	EUT	Verdict
200.089	-71.63	-15.59	-25.0	-46.63	360.00	Horizontal	Vertical	Pass
2533.400	-29.07	7.37	-25.0	-4.07	193.00	Horizontal	Vertical	N/A
2646.300	-36.65	9.17	-25.0	-11.65	163.00	Horizontal	Vertical	N/A
6782.500	-37.59	16.23	-25.0	-12.59	153.00	Horizontal	Vertical	Pass
13393.388	-41.68	16.95	-25.0	-16.68	351.00	Horizontal	Vertical	Pass
17942.249	-43.57	13.90	-25.0	-18.57	328.00	Horizontal	Vertical	Pass

RSE-V&VCH37850 20M RB1 LOW CH38048 20M RB1 HIGH



Frequency (MHz)	Result (dBm)	Factor (dB)	PK Limit (dBm)	Over Limit (dB)	Table (o)	ANT	EUT	Verdict
313.725	-70.96	-11.55	-25.0	-45.96	337.00	Vertical	Vertical	Pass
2552.700	-32.16	8.32	-25.0	-7.16	114.00	Vertical	Vertical	N/A
2646.200	-35.26	9.16	-25.0	-10.26	85.00	Vertical	Vertical	N/A
6691.750	-38.27	17.01	-25.0	-13.27	238.00	Vertical	Vertical	Pass
13556.400	-41.00	15.72	-25.0	-16.00	38.00	Vertical	Vertical	Pass
17904.187	-43.06	12.99	-25.0	-18.06	193.00	Vertical	Vertical	Pass

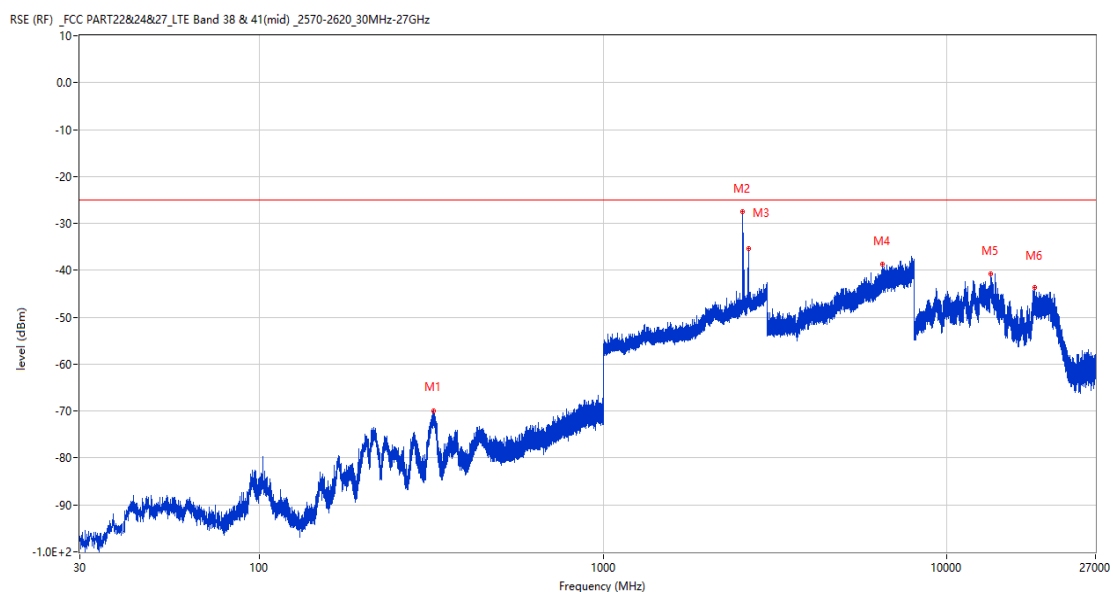
RSE-V&HCH37850 20M RB1 LOW CH38048 20M RB1 HIGH



Frequency (MHz)	Result (dBm)	Factor (dB)	PK Limit (dBm)	Over Limit (dB)	Table (o)	ANT	EUT	Verdict
317.799	-71.14	-11.37	-25.0	-46.14	334.00	Vertical	Horizontal	Pass
2556.500	-34.31	8.20	-25.0	-9.31	352.00	Vertical	Horizontal	N/A
2646.500	-39.20	9.19	-25.0	-14.20	15.00	Vertical	Horizontal	N/A
6667.500	-38.36	16.45	-25.0	-13.36	269.00	Vertical	Horizontal	Pass
13848.037	-41.03	15.89	-25.0	-16.03	285.00	Vertical	Horizontal	Pass
17918.364	-43.67	13.33	-25.0	-18.67	306.00	Vertical	Horizontal	Pass

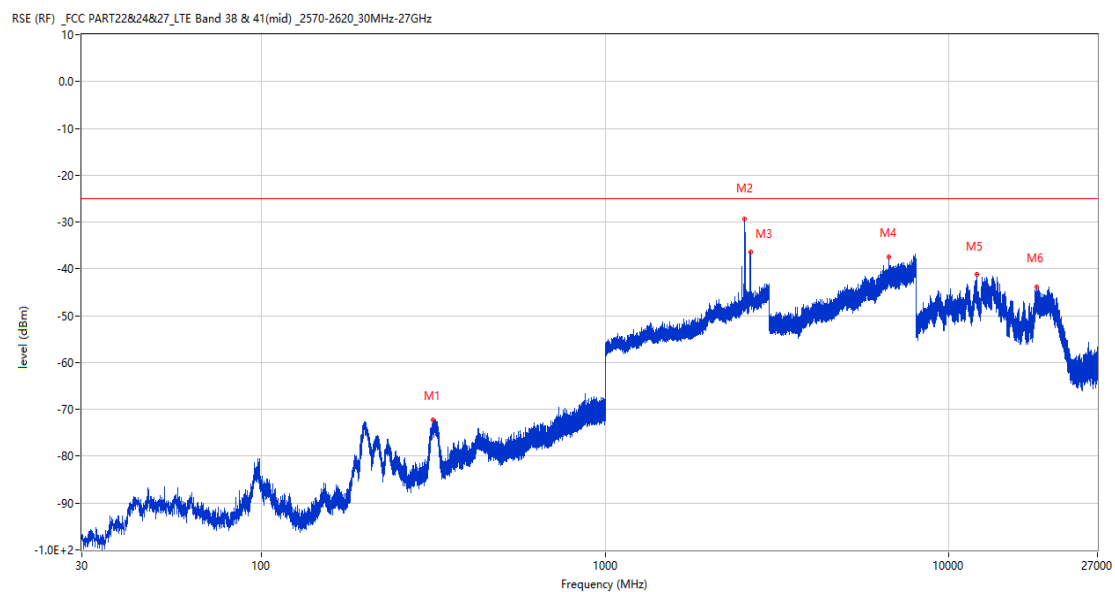
15.5 CA_38C 20MHz+20MHz, QPSK, Middle Channel

RSE-H&H CH37901 20M RB1 LOW CH38099 20M RB1 HIGH



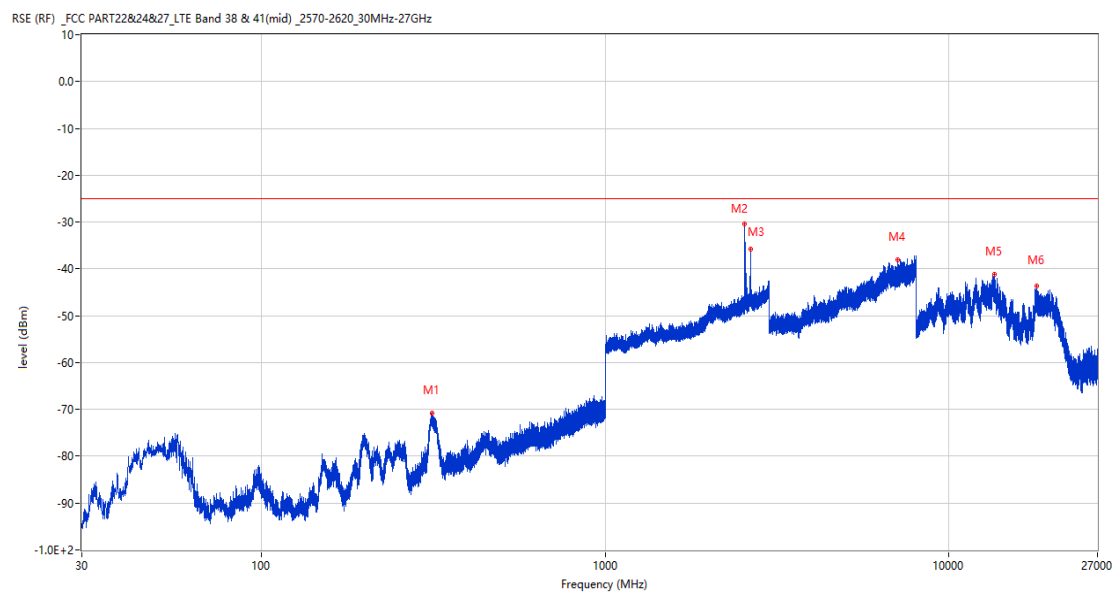
Frequency (MHz)	Result (dBm)	Factor (dB)	PK Limit (dBm)	Over Limit (dB)	Table (o)	ANT	EUT	Verdict
321.582	-69.86	-11.21	-25.0	-44.86	82.00	Horizontal	Horizontal	Pass
2538.500	-27.59	7.03	-25.0	-2.59	327.00	Horizontal	Horizontal	N/A
2651.400	-35.34	8.80	-25.0	-10.34	357.00	Horizontal	Horizontal	N/A
6486.500	-38.69	15.65	-25.0	-13.69	289.00	Horizontal	Horizontal	Pass
13389.450	-40.77	16.91	-25.0	-15.77	240.00	Horizontal	Horizontal	Pass
17925.188	-43.76	13.49	-25.0	-18.76	262.00	Horizontal	Horizontal	Pass

RSE-H&V CH37901 20M RB1 LOW CH38099 20M RB1 HIGH



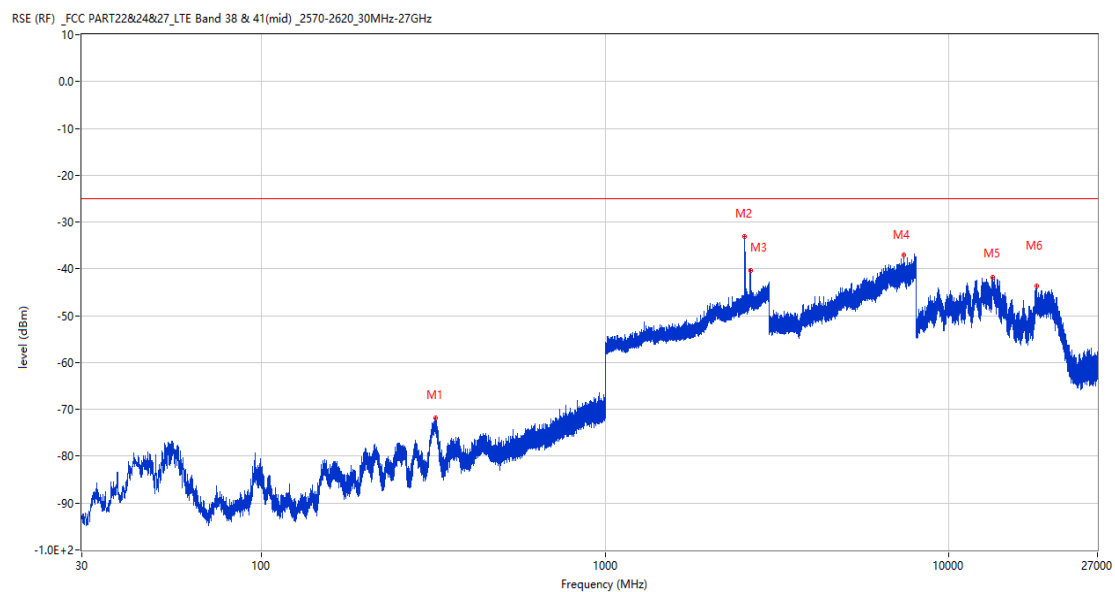
Frequency (MHz)	Result (dBm)	Factor (dB)	PK Limit (dBm)	Over Limit (dB)	Table (o)	ANT	EUT	Verdict
315.374	-72.21	-11.40	-25.0	-47.21	82.00	Horizontal	Vertical	Pass
2538.500	-29.33	7.03	-25.0	-4.33	169.00	Horizontal	Vertical	N/A
2651.300	-36.31	8.79	-25.0	-11.31	139.00	Horizontal	Vertical	N/A
6685.750	-37.34	17.02	-25.0	-12.34	174.00	Horizontal	Vertical	Pass
12006.388	-41.16	13.62	-25.0	-16.16	149.00	Horizontal	Vertical	Pass
17983.199	-43.87	13.27	-25.0	-18.87	305.00	Horizontal	Vertical	Pass

RSE-V&V CH37901 20M RB1 LOW CH38099 20M RB1 HIGH



Frequency (MHz)	Result (dBm)	Factor (dB)	PK Limit (dBm)	Over Limit (dB)	Table (o)	ANT	EUT	Verdict
313.289	-70.81	-11.60	-25.0	-45.81	342.00	Vertical	Vertical	Pass
2538.400	-30.42	7.05	-25.0	-5.42	139.00	Vertical	Vertical	N/A
2651.400	-35.88	8.80	-25.0	-10.88	91.00	Vertical	Vertical	N/A
7097.750	-38.14	16.65	-25.0	-13.14	163.00	Vertical	Vertical	Pass
13534.612	-41.14	15.68	-25.0	-16.14	360.00	Vertical	Vertical	Pass
17936.212	-43.62	13.76	-25.0	-18.62	37.00	Vertical	Vertical	Pass

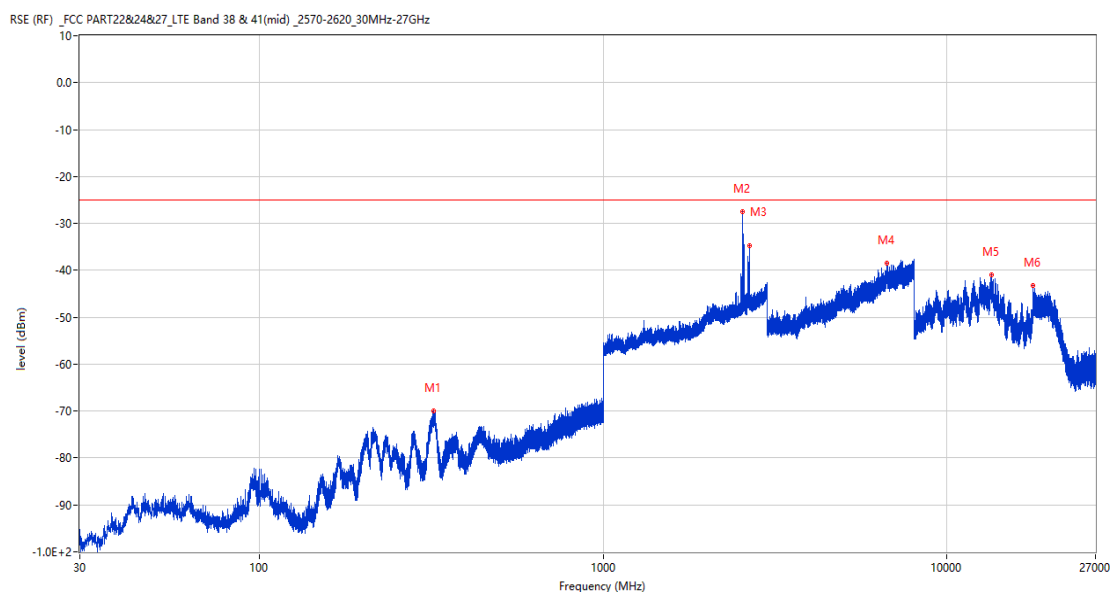
RSE-V&H CH37901 20M RB1 LOW CH38099 20M RB1 HIGH



Frequency (MHz)	Result (dBm)	Factor (dB)	PK Limit (dBm)	Over Limit (dB)	Table (o)	ANT	EUT	Verdict
320.418	-71.77	-11.27	-25.0	-46.77	336.00	Vertical	Horizontal	Pass
2538.500	-33.11	7.03	-25.0	-8.11	360.00	Vertical	Horizontal	N/A
2651.300	-40.28	8.79	-25.0	-15.28	25.00	Vertical	Horizontal	N/A
7395.750	-36.98	17.75	-25.0	-11.98	142.00	Vertical	Horizontal	Pass
13396.537	-41.73	16.98	-25.0	-16.73	262.00	Vertical	Horizontal	Pass
17964.825	-43.59	13.72	-25.0	-18.59	83.00	Vertical	Horizontal	Pass

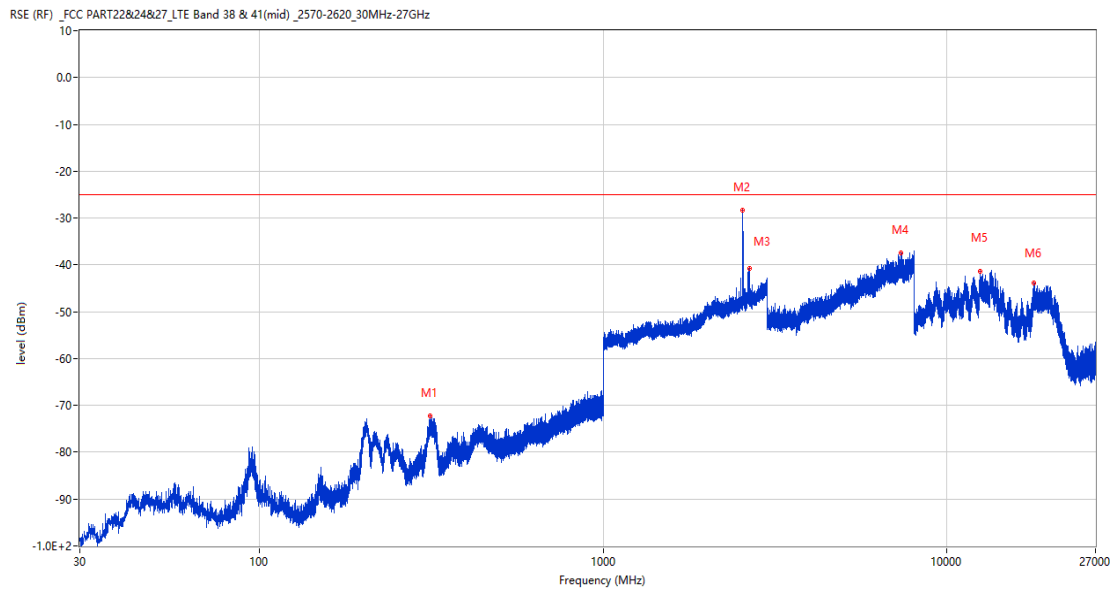
15.6 CA_38C 20MHz+20MHz, QPSK, High Channel

RSE-H&H CH37952 20M RB1 LOW CH38150 20M RB1 HIGH



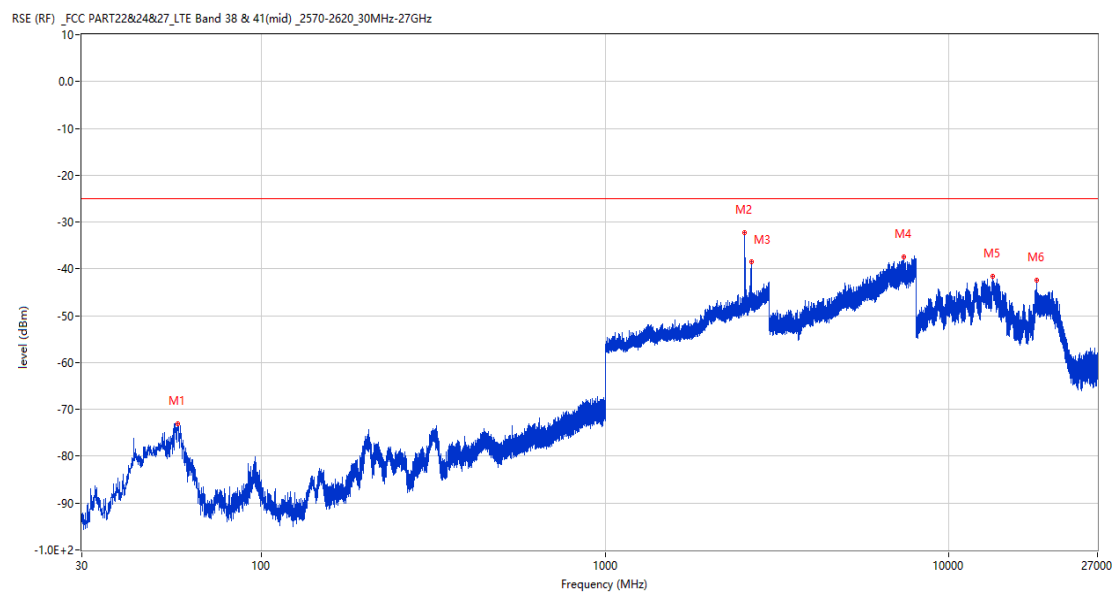
Frequency (MHz)	Result (dBm)	Factor (dB)	PK Limit (dBm)	Over Limit (dB)	Table (o)	ANT	EUT	Verdict
320.127	-70.04	-11.30	-25.0	-45.04	80.00	Horizontal	Horizontal	Pass
2543.600	-27.49	6.84	-25.0	-2.49	0.00	Horizontal	Horizontal	N/A
2656.600	-34.67	8.90	-25.0	-9.67	13.00	Horizontal	Horizontal	N/A
6690.500	-38.57	16.99	-25.0	-13.57	164.00	Horizontal	Horizontal	Pass
13448.776	-41.04	15.94	-25.0	-16.04	360.00	Horizontal	Horizontal	Pass
17809.949	-43.22	12.93	-25.0	-18.22	360.00	Horizontal	Horizontal	Pass

RSE-H&V CH37952 20M RB1 LOW CH38150 20M RB1 HIGH



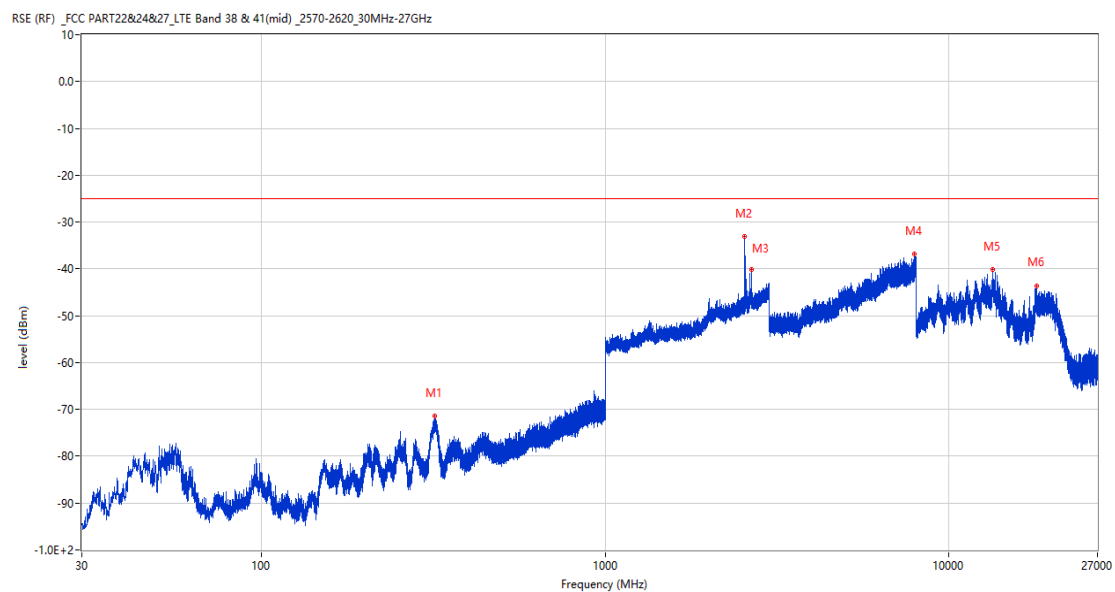
Frequency (MHz)	Result (dBm)	Factor (dB)	PK Limit (dBm)	Over Limit (dB)	Table (o)	ANT	EUT	Verdict
314.016	-72.19	-11.54	-25.0	-47.19	53.00	Horizontal	Vertical	Pass
2543.600	-28.30	6.84	-25.0	-3.30	166.00	Horizontal	Vertical	N/A
2656.700	-40.85	8.91	-25.0	-15.85	87.00	Horizontal	Vertical	N/A
7340.500	-37.43	17.11	-25.0	-12.43	197.00	Horizontal	Vertical	Pass
12502.050	-41.46	14.69	-25.0	-16.46	325.00	Horizontal	Vertical	Pass
17910.225	-43.79	13.14	-25.0	-18.79	212.00	Horizontal	Vertical	Pass

RSE-V&V CH37952 20M RB1 LOW CH38150 20M RB1 HIGH



Frequency (MHz)	Result (dBm)	Factor (dB)	PK Limit (dBm)	Over Limit (dB)	Table (o)	ANT	EUT	Verdict
57.160	-73.04	-17.34	-25.0	-48.04	101.00	Vertical	Vertical	Pass
2543.600	-32.20	6.84	-25.0	-7.20	166.00	Vertical	Vertical	N/A
2656.300	-38.47	8.88	-25.0	-13.47	160.00	Vertical	Vertical	N/A
7395.250	-37.45	17.68	-25.0	-12.45	207.00	Vertical	Vertical	Pass
13363.463	-41.68	16.67	-25.0	-16.68	360.00	Vertical	Vertical	Pass
17945.926	-42.38	13.99	-25.0	-17.38	53.00	Vertical	Vertical	Pass

RSE-V&H CH37952 20M RB1 LOW CH38150 20M RB1 HIGH

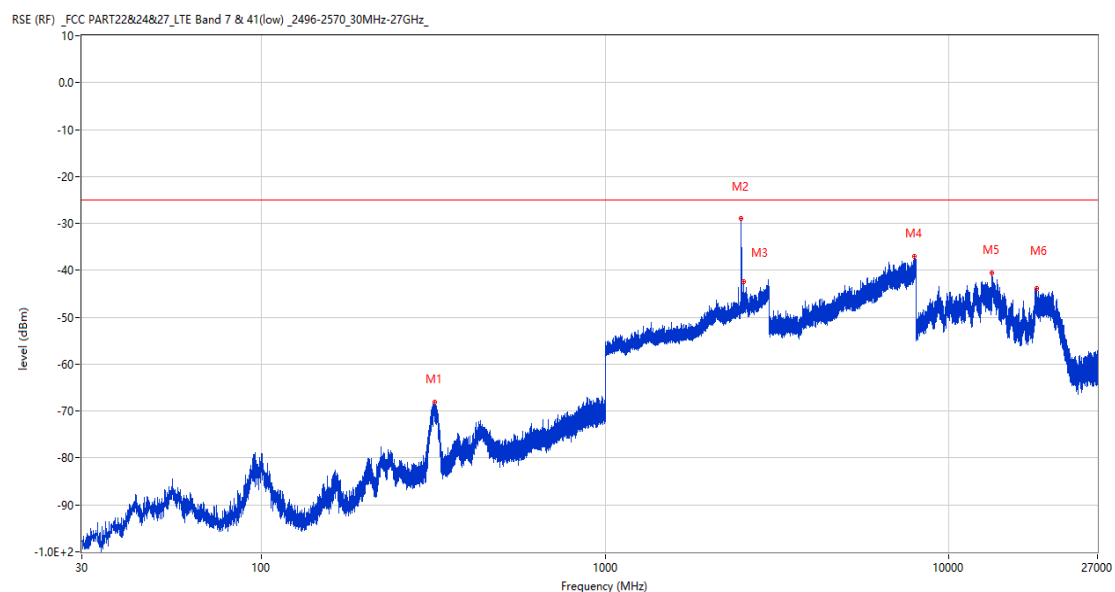


Frequency (MHz)	Result (dBm)	Factor (dB)	PK Limit (dBm)	Over Limit (dB)	Table (o)	ANT	EUT	Verdict
318.672	-71.37	-11.35	-25.0	-46.37	320.00	Vertical	Horizontal	Pass
2543.600	-33.02	6.84	-25.0	-8.02	360.00	Vertical	Horizontal	N/A
2656.500	-40.18	8.89	-25.0	-15.18	357.00	Vertical	Horizontal	N/A
7942.250	-36.74	18.92	-25.0	-11.74	237.00	Vertical	Horizontal	Pass
13357.162	-40.23	16.61	-25.0	-15.23	353.00	Vertical	Horizontal	Pass
17929.126	-43.60	13.59	-25.0	-18.60	0.00	Vertical	Horizontal	Pass

16 CA_41C

16.1 CA_41C 20MHz+5MHz, QPSK, Low Channel

RSE-H&H CH39750 20M RB1 LOW CH39867 5M RB1 HIGH



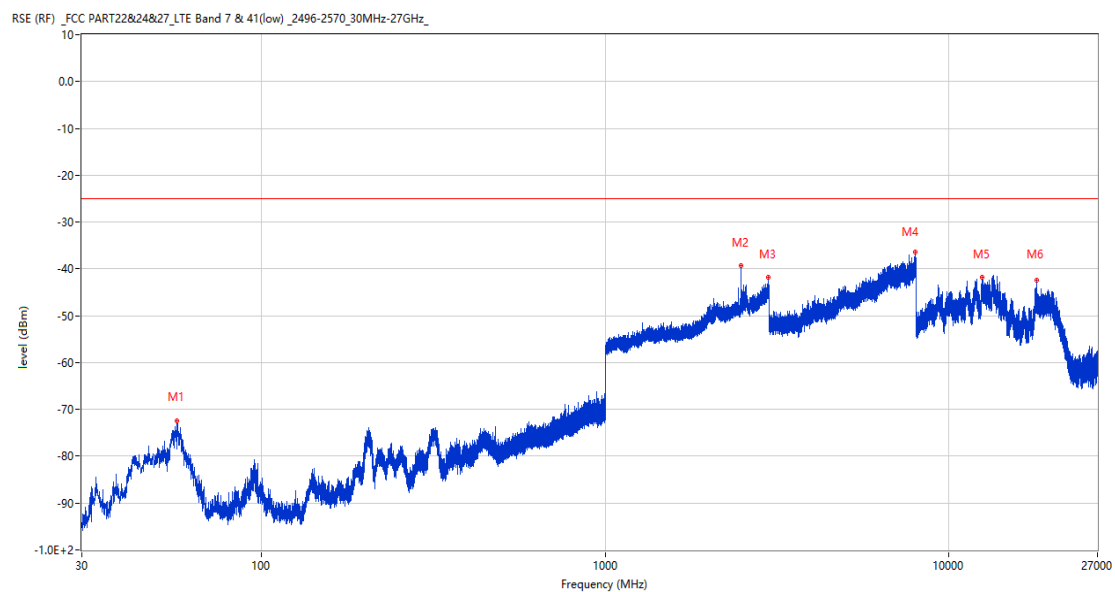
Frequency (MHz)	Result (dBm)	Factor (dB)	PK Limit (dBm)	Over Limit (dB)	Table (o)	ANT	EUT	Verdict
319.302	-68.04	-11.34	-25.0	-43.04	69.00	Horizontal	Horizontal	Pass
2482.200	-29.02	7.72	-25.0	-4.02	360.00	Horizontal	Horizontal	N/A
2519.700	-42.32	8.88	-25.0	-17.32	354.00	Horizontal	Horizontal	N/A
7939.250	-37.10	18.96	-25.0	-12.10	196.00	Horizontal	Horizontal	Pass
13345.875	-40.64	16.38	-25.0	-15.64	1.00	Horizontal	Horizontal	Pass
17937.000	-43.85	13.78	-25.0	-18.85	12.00	Horizontal	Horizontal	Pass

RSE-H&V CH39750 20M RB1 LOW CH39867 5M RB1 HIGH



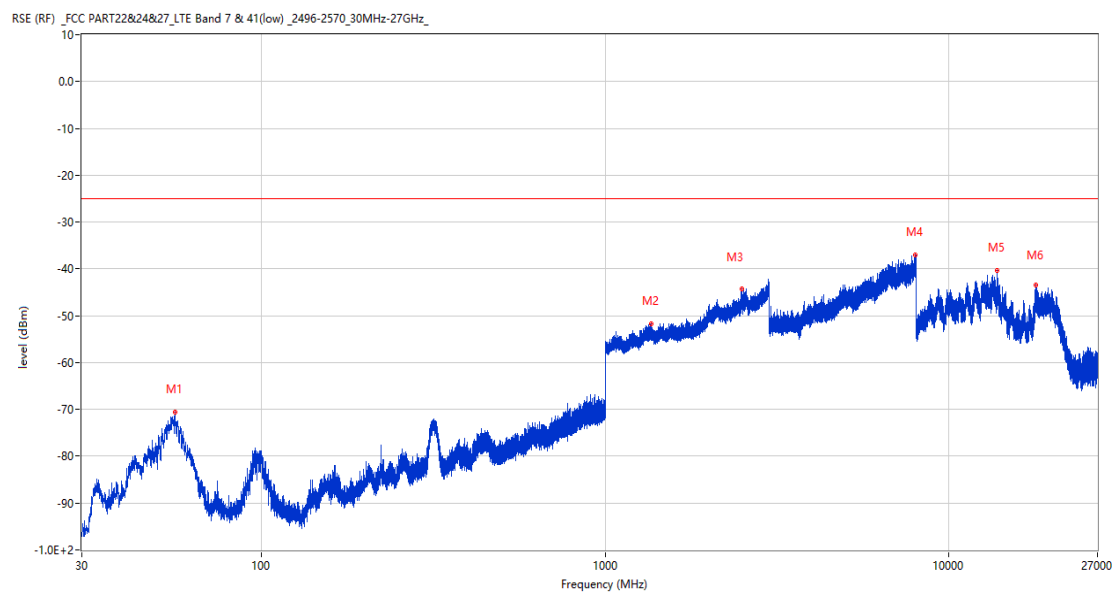
Frequency (MHz)	Result (dBm)	Factor (dB)	PK Limit (dBm)	Over Limit (dB)	Table (o)	ANT	EUT	Verdict
203.678	-73.25	-15.61	-25.0	-48.25	169.00	Horizontal	Vertical	Pass
2483.700	-38.93	8.11	-25.0	-13.93	21.00	Horizontal	Vertical	N/A
2519.800	-41.86	8.88	-25.0	-16.86	169.00	Horizontal	Vertical	N/A
7417.750	-35.98	18.16	-25.0	-10.98	37.00	Horizontal	Vertical	Pass
13344.037	-41.42	16.31	-25.0	-16.42	233.00	Horizontal	Vertical	Pass
17933.062	-43.47	13.68	-25.0	-18.47	278.00	Horizontal	Vertical	Pass

RSE-V&V CH39750 20M RB1 LOW CH39867 5M RB1 HIGH



Frequency (MHz)	Result (dBm)	Factor (dB)	PK Limit (dBm)	Over Limit (dB)	Table (o)	ANT	EUT	Verdict
56.869	-72.35	-17.25	-25.0	-47.35	22.00	Vertical	Vertical	Pass
2480.800	-39.33	7.52	-25.0	-14.33	306.00	Vertical	Vertical	N/A
2981.300	-41.85	11.91	-25.0	-16.85	21.00	Vertical	Vertical	Pass
7947.500	-36.48	18.70	-25.0	-11.48	103.00	Vertical	Vertical	Pass
12503.238	-41.72	14.67	-25.0	-16.72	254.00	Vertical	Vertical	Pass
17962.199	-42.48	13.79	-25.0	-17.48	3.00	Vertical	Vertical	Pass

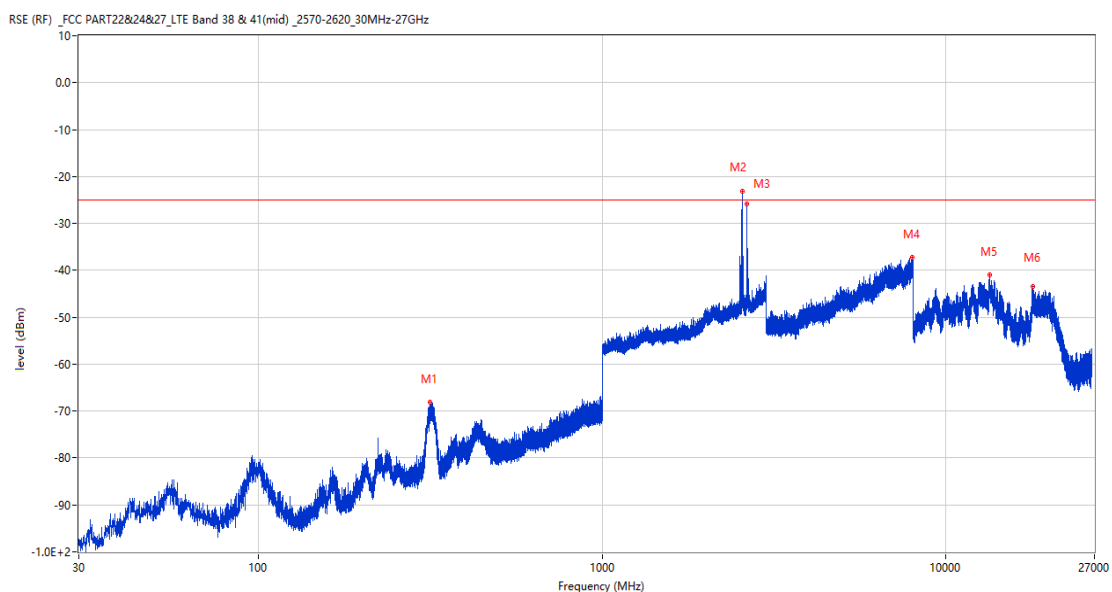
RSE-V&H CH39750 20M RB1 LOW CH39867 5M RB1 HIGH



Frequency (MHz)	Result (dBm)	Factor (dB)	PK Limit (dBm)	Over Limit (dB)	Table (o)	ANT	EUT	Verdict
55.947	-70.57	-16.96	-25.0	-45.57	31.00	Vertical	Horizontal	Pass
1359.900	-51.74	0.72	-25.0	-26.74	233.00	Vertical	Horizontal	Pass
2499.300	-44.29	8.93	-25.0	-19.29	105.00	Vertical	Horizontal	N/A
7972.750	-36.99	18.12	-25.0	-11.99	218.00	Vertical	Horizontal	Pass
13795.537	-40.29	16.71	-25.0	-15.29	3.00	Vertical	Horizontal	Pass
17914.950	-43.47	13.25	-25.0	-18.47	279.00	Vertical	Horizontal	Pass

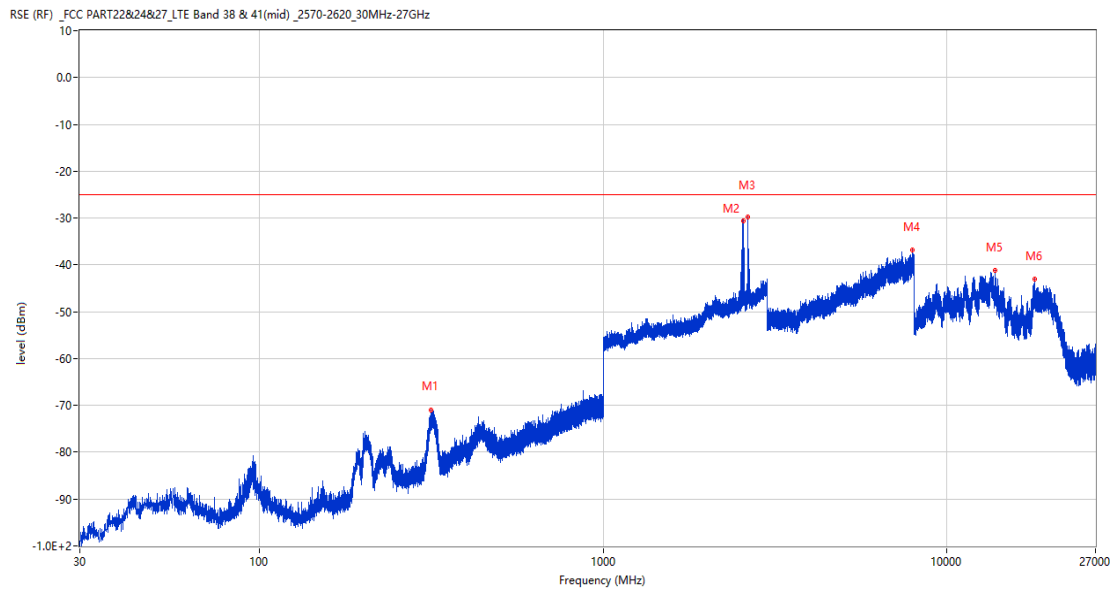
16.2 CA_41C 20MHz+5MHz, QPSK, Middle Channel

RSE-H&HCH40595 20M RB1 LOW CH40712 5M RB1 HIGH



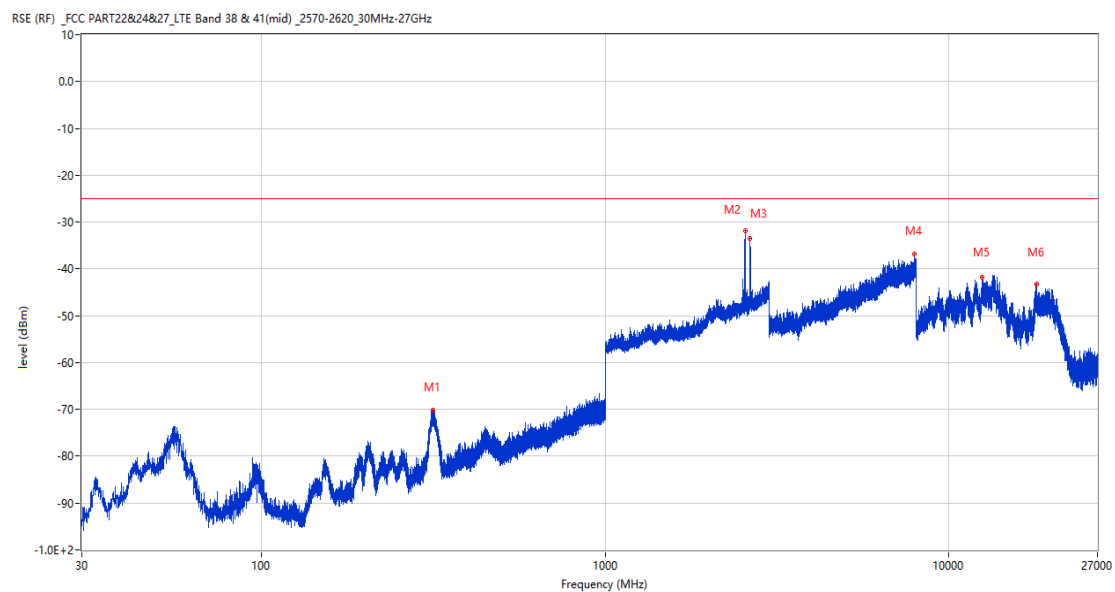
Frequency (MHz)	Result (dBm)	Factor (dB)	PK Limit (dBm)	Over Limit (dB)	Table (o)	ANT	EUT	Verdict
315.131	-68.20	-11.44	-25.0	-43.20	68.00	Horizontal	Horizontal	Pass
2554.700	-23.20	8.27	-25.0	1.80	0.00	Horizontal	Horizontal	N/A
2628.400	-25.92	9.00	-25.0	-0.92	9.00	Horizontal	Horizontal	N/A
7988.500	-37.24	18.32	-25.0	-12.24	207.00	Horizontal	Horizontal	Pass
13398.375	-40.90	16.99	-25.0	-15.90	1.00	Horizontal	Horizontal	Pass
17896.575	-43.52	12.82	-25.0	-18.52	212.00	Horizontal	Horizontal	Pass

RSE-H&VCH40595 20M RB1 LOW CH40712 5M RB1 HIGH



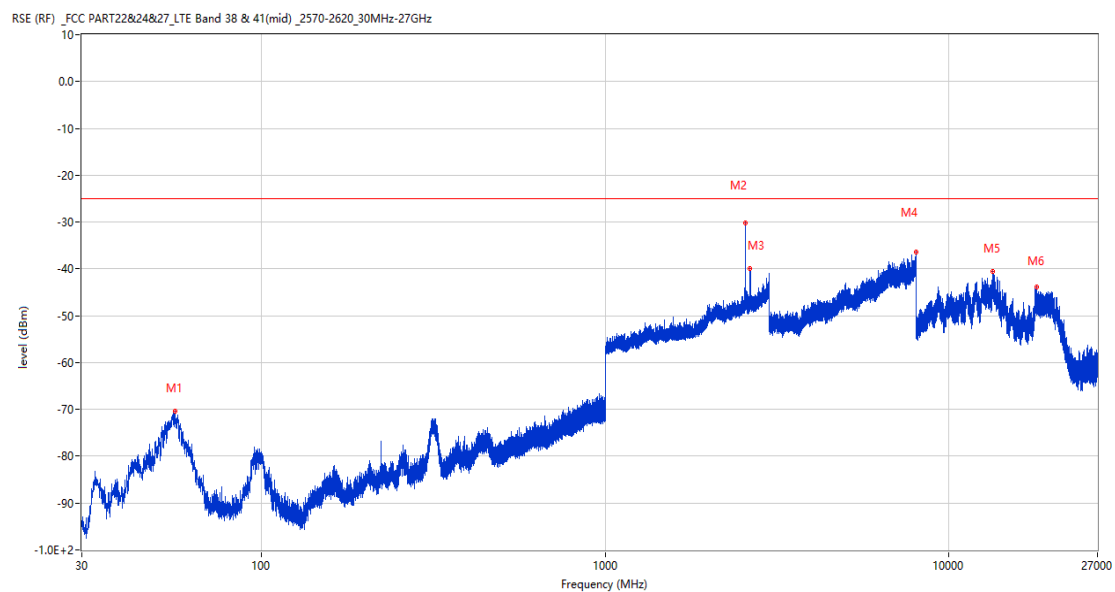
Frequency (MHz)	Result (dBm)	Factor (dB)	PK Limit (dBm)	Over Limit (dB)	Table (o)	ANT	EUT	Verdict
314.889	-70.98	-11.47	-25.0	-45.98	71.00	Horizontal	Vertical	Pass
2552.100	-30.69	8.23	-25.0	-5.69	148.00	Horizontal	Vertical	N/A
2626.700	-29.82	8.98	-25.0	-4.82	0.00	Horizontal	Vertical	N/A
7941.500	-36.84	18.95	-25.0	-11.84	270.00	Horizontal	Vertical	Pass
13801.312	-41.08	16.98	-25.0	-16.08	299.00	Horizontal	Vertical	Pass
17933.851	-42.99	13.70	-25.0	-17.99	189.00	Horizontal	Vertical	Pass

RSE-V&VCH40595 20M RB1 LOW CH40712 5M RB1 HIGH



Frequency (MHz)	Result (dBm)	Factor (dB)	PK Limit (dBm)	Over Limit (dB)	Table (o)	ANT	EUT	Verdict
315.180	-70.11	-11.43	-25.0	-45.11	3.00	Vertical	Vertical	Pass
2551.200	-31.77	8.06	-25.0	-6.77	341.00	Vertical	Vertical	N/A
2626.300	-33.55	8.98	-25.0	-8.55	267.00	Vertical	Vertical	N/A
7929.250	-36.89	18.59	-25.0	-11.89	300.00	Vertical	Vertical	Pass
12501.812	-41.83	14.69	-25.0	-16.83	363.00	Vertical	Vertical	Pass
17958.001	-43.31	13.89	-25.0	-18.31	323.00	Vertical	Vertical	Pass

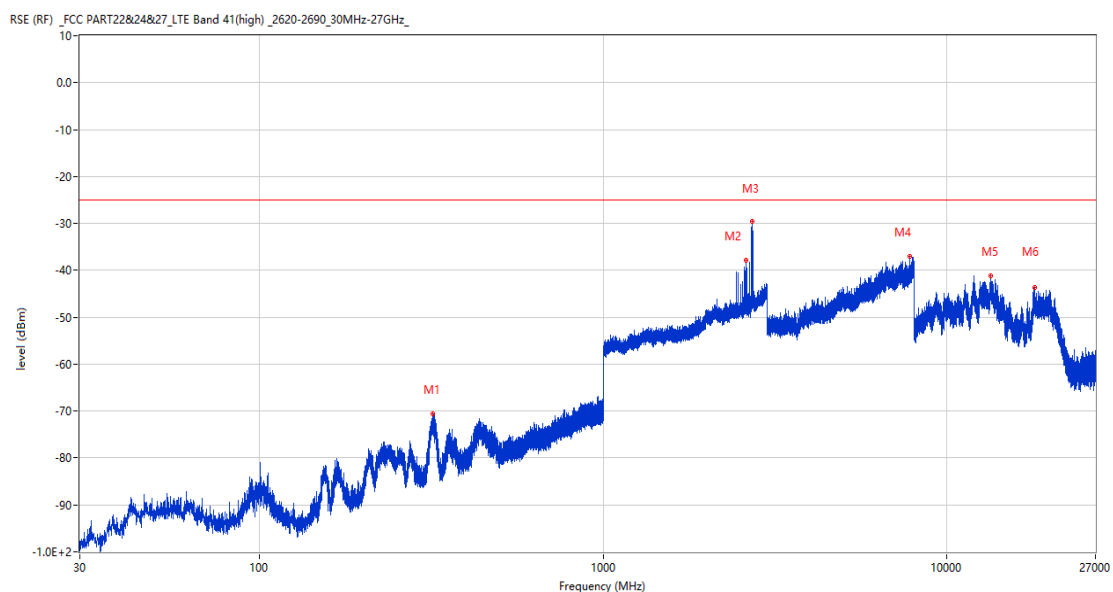
RSE-V&HCH40595 20M RB1 LOW CH40712 5M RB1 HIGH



Frequency (MHz)	Result (dBm)	Factor (dB)	PK Limit (dBm)	Over Limit (dB)	Table (o)	ANT	EUT	Verdict
55.899	-70.37	-16.96	-25.0	-45.37	115.00	Vertical	Horizontal	Pass
2556.600	-30.17	8.21	-25.0	-5.17	51.00	Vertical	Horizontal	N/A
2627.100	-39.93	8.99	-25.0	-14.93	15.00	Vertical	Horizontal	N/A
7996.000	-36.40	18.76	-25.0	-11.40	40.00	Vertical	Horizontal	Pass
13368.450	-40.57	16.71	-25.0	-15.57	360.00	Vertical	Horizontal	Pass
17946.188	-43.89	14.00	-25.0	-18.89	360.00	Vertical	Horizontal	Pass

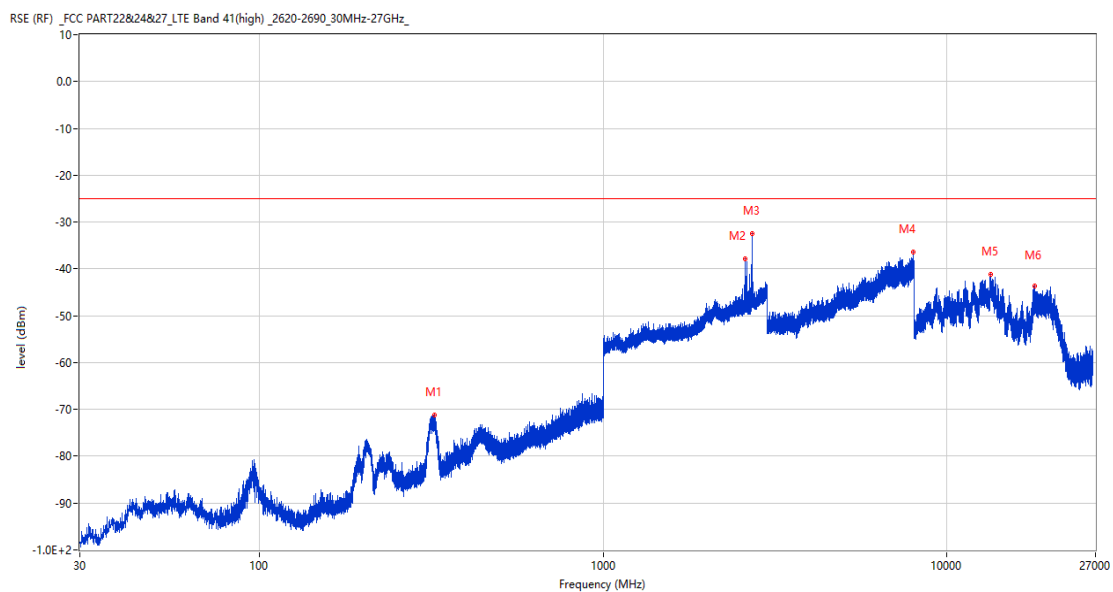
16.3 CA_41C 20MHz+5MHz, QPSK, High Channel

RSE-H&H CH41440 20M RB1 LOW CH41557 5M RB1 HIGH



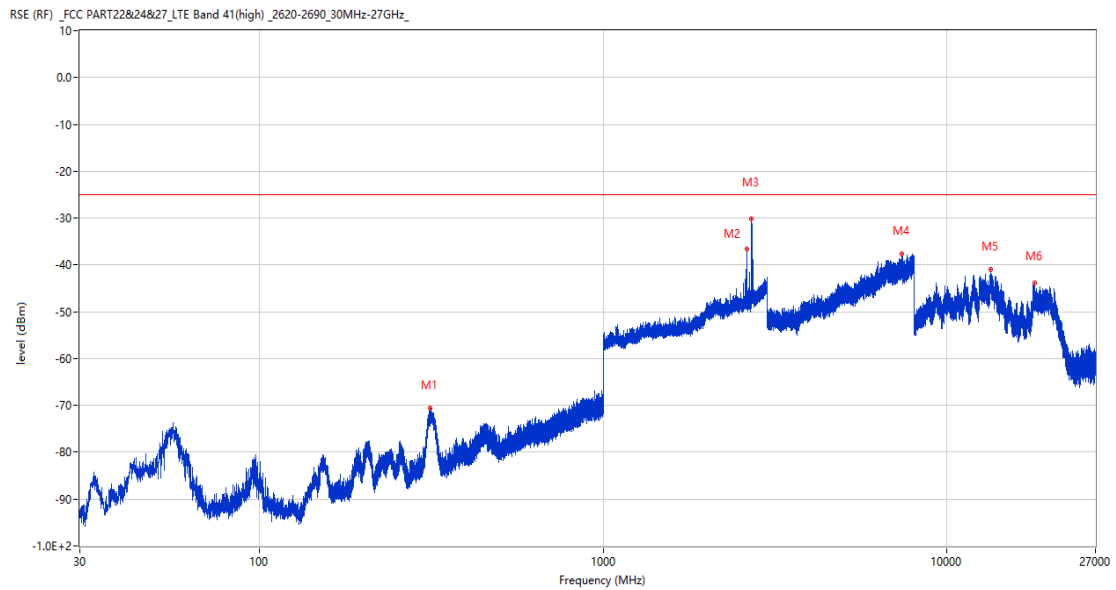
Frequency (MHz)	Result (dBm)	Factor (dB)	PK Limit (dBm)	Over Limit (dB)	Table (o)	ANT	EUT	Verdict
319.108	-70.49	-11.34	-25.0	-45.49	77.00	Horizontal	Horizontal	Pass
2597.800	-37.91	8.09	-25.0	-12.91	184.00	Horizontal	Horizontal	Pass
2712.100	-29.67	8.69	-25.0	-4.67	0.00	Horizontal	Horizontal	N/A
7794.500	-36.99	18.23	-25.0	-11.99	332.00	Horizontal	Horizontal	Pass
13386.825	-41.08	16.89	-25.0	-16.08	233.00	Horizontal	Horizontal	Pass
17957.212	-43.71	13.91	-25.0	-18.71	343.00	Horizontal	Horizontal	Pass

RSE-H&V CH41440 20M RB1 LOW CH41557 5M RB1 HIGH



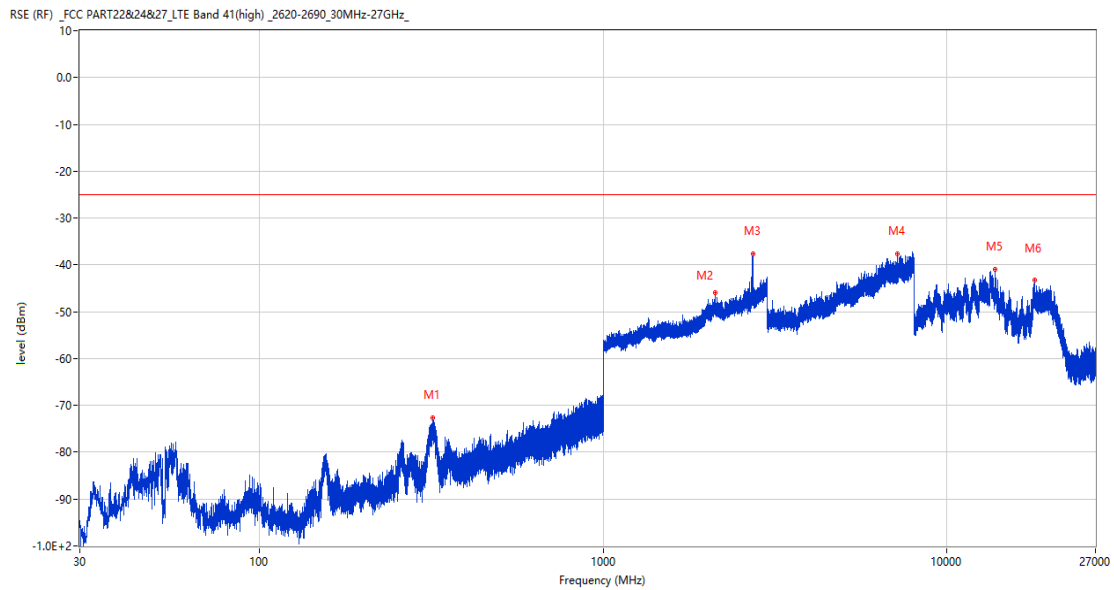
Frequency (MHz)	Result (dBm)	Factor (dB)	PK Limit (dBm)	Over Limit (dB)	Table (o)	ANT	EUT	Verdict
322.892	-71.20	-11.03	-25.0	-46.20	63.00	Horizontal	Vertical	Pass
2587.500	-37.87	8.83	-25.0	-12.87	239.00	Horizontal	Vertical	Pass
2714.100	-32.44	8.67	-25.0	-7.44	178.00	Horizontal	Vertical	N/A
7952.250	-36.41	18.47	-25.0	-11.41	228.00	Horizontal	Vertical	Pass
13411.237	-41.25	16.76	-25.0	-16.25	122.00	Horizontal	Vertical	Pass
17945.926	-43.58	13.99	-25.0	-18.58	210.00	Horizontal	Vertical	Pass

RSE-V&V CH41440 20M RB1 LOW CH41557 5M RB1 HIGH



Frequency (MHz)	Result (dBm)	Factor (dB)	PK Limit (dBm)	Over Limit (dB)	Table (o)	ANT	EUT	Verdict
313.337	-70.67	-11.60	-25.0	-45.67	1.00	Vertical	Vertical	Pass
2611.700	-36.61	9.17	-25.0	-11.61	162.00	Vertical	Vertical	Pass
2697.200	-30.16	9.27	-25.0	-5.16	351.00	Vertical	Vertical	N/A
7382.250	-37.65	17.59	-25.0	-12.65	207.00	Vertical	Vertical	Pass
13359.000	-41.01	16.62	-25.0	-16.01	210.00	Vertical	Vertical	Pass
17975.063	-43.89	13.47	-25.0	-18.89	210.00	Vertical	Vertical	Pass

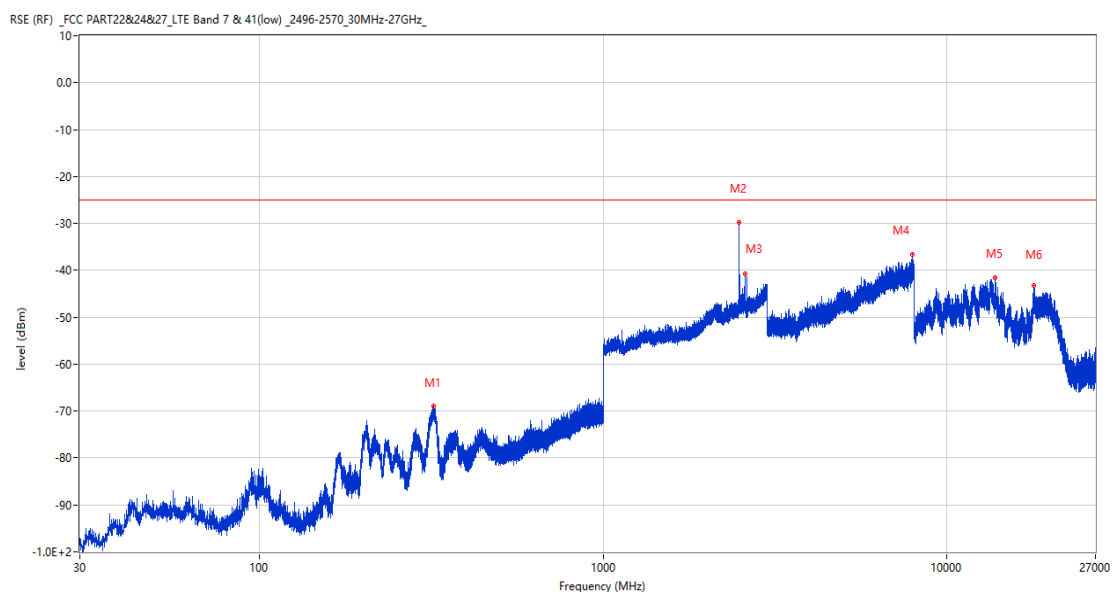
RSE-V&H CH41440 20M RB1 LOW CH41557 5M RB1 HIGH



Frequency (MHz)	Result (dBm)	Factor (dB)	PK Limit (dBm)	Over Limit (dB)	Table (o)	ANT	EUT	Verdict
319.351	-72.75	-11.34	-25.0	-47.75	328.00	Vertical	Horizontal	Pass
2112.100	-45.93	5.31	-25.0	-20.93	338.00	Vertical	Horizontal	Pass
2718.000	-37.74	8.72	-25.0	-12.74	253.00	Vertical	Horizontal	N/A
7148.250	-37.70	15.60	-25.0	-12.70	123.00	Vertical	Horizontal	Pass
13816.800	-41.05	16.62	-25.0	-16.05	206.00	Vertical	Horizontal	Pass
17950.124	-43.19	14.09	-25.0	-18.19	183.00	Vertical	Horizontal	Pass

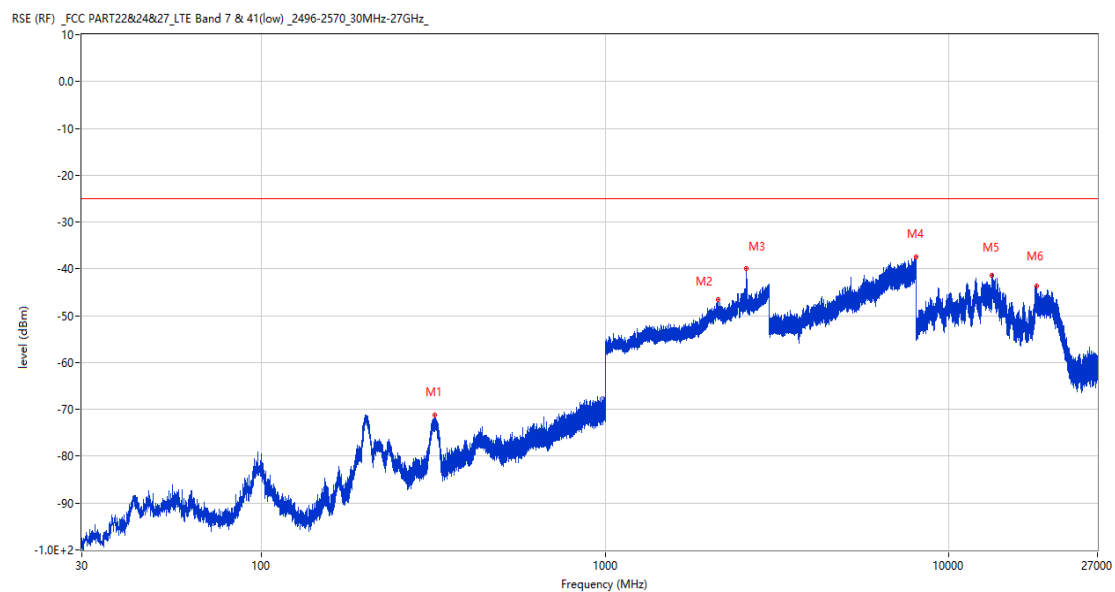
16.4 CA_41C 20MHz+20MHz, QPSK, Low Channel

RSE-H&HCH39750 20M RB1 LOW CH39948 20M RB1 HIGH



Frequency (MHz)	Result (dBm)	Factor (dB)	PK Limit (dBm)	Over Limit (dB)	Table (o)	ANT	EUT	Verdict
320.370	-68.99	-11.28	-25.0	-43.99	91.00	Horizontal	Horizontal	Pass
2483.800	-29.77	8.14	-25.0	-4.77	20.00	Horizontal	Horizontal	N/A
2579.800	-40.74	8.58	-25.0	-15.74	28.00	Horizontal	Horizontal	N/A
7928.500	-36.68	18.57	-25.0	-11.68	208.00	Horizontal	Horizontal	Pass
13798.950	-41.60	16.94	-25.0	-16.60	78.00	Horizontal	Horizontal	Pass
17909.438	-43.16	13.12	-25.0	-18.16	256.00	Horizontal	Horizontal	Pass

RSE-H&VCH39750 20M RB1 LOW CH39948 20M RB1 HIGH



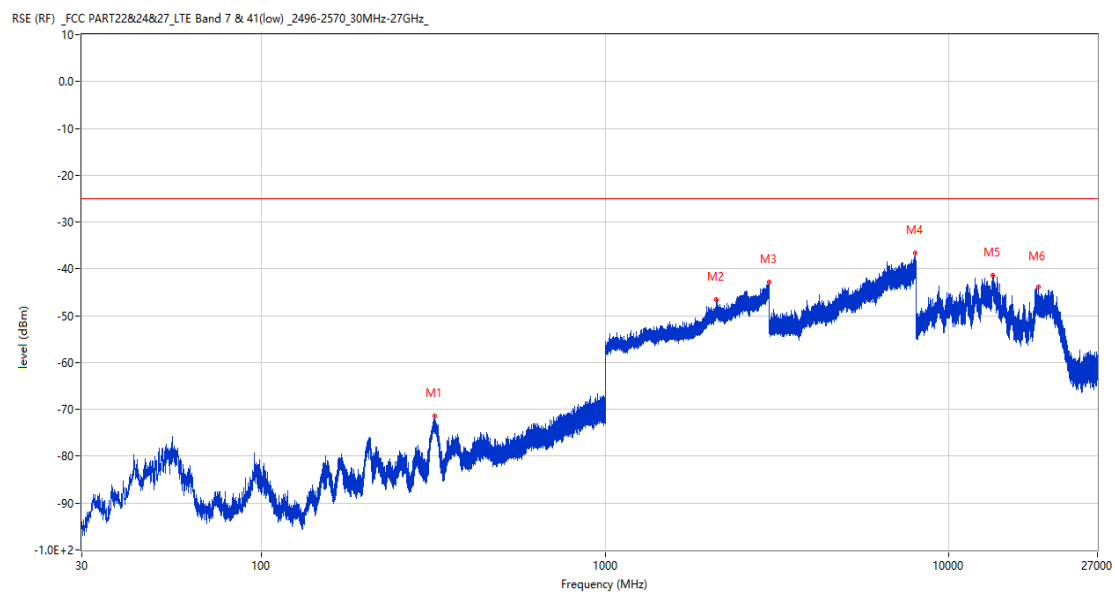
Frequency (MHz)	Result (dBm)	Factor (dB)	PK Limit (dBm)	Over Limit (dB)	Table (o)	ANT	EUT	Verdict
318.624	-71.31	-11.35	-25.0	-46.31	79.00	Horizontal	Vertical	Pass
2127.600	-46.46	5.02	-25.0	-21.46	221.00	Horizontal	Vertical	Pass
2576.900	-39.96	9.00	-25.0	-14.96	202.00	Horizontal	Vertical	N/A
7997.750	-37.53	18.89	-25.0	-12.53	96.00	Horizontal	Vertical	Pass
13344.300	-41.29	16.32	-25.0	-16.29	345.00	Horizontal	Vertical	Pass
17973.488	-43.69	13.51	-25.0	-18.69	1.00	Horizontal	Vertical	Pass

RSE-V&VCH39750 20M RB1 LOW CH39948 20M RB1 HIGH



Frequency (MHz)	Result (dBm)	Factor (dB)	PK Limit (dBm)	Over Limit (dB)	Table (o)	ANT	EUT	Verdict
315.326	-71.10	-11.41	-25.0	-46.10	1.00	Vertical	Vertical	Pass
1334.000	-50.80	0.67	-25.0	-25.80	213.00	Vertical	Vertical	Pass
2577.400	-42.25	8.97	-25.0	-17.25	310.00	Vertical	Vertical	N/A
6855.250	-38.51	16.48	-25.0	-13.51	30.00	Vertical	Vertical	Pass
12468.325	-41.49	14.43	-25.0	-16.49	126.00	Vertical	Vertical	Pass
17944.875	-44.12	13.97	-25.0	-19.12	6.00	Vertical	Vertical	Pass

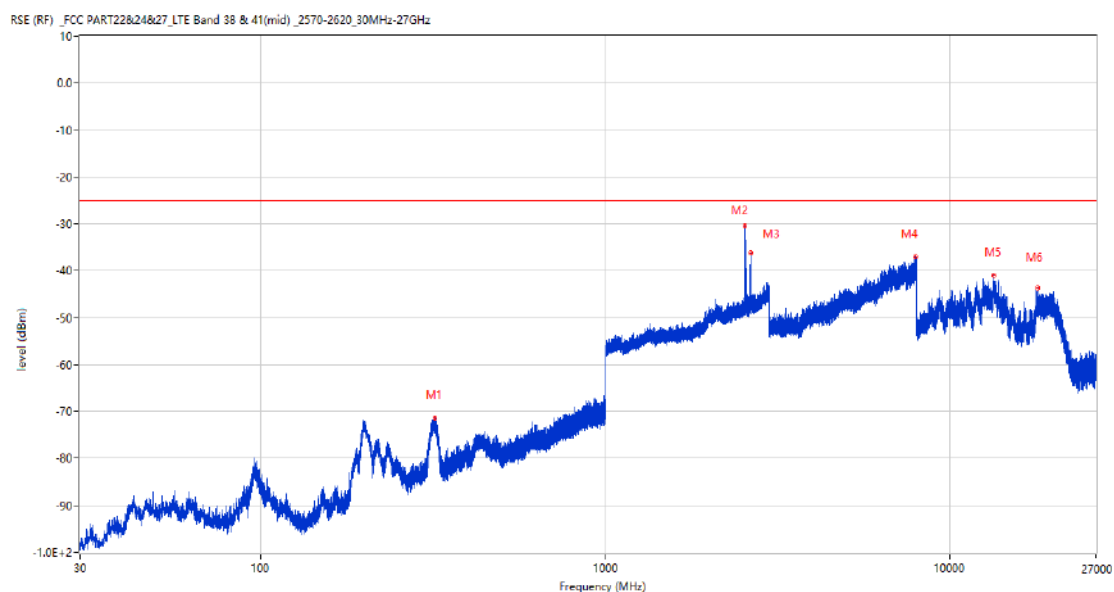
RSE-V&HCH39750 20M RB1 LOW CH39948 20M RB1 HIGH



Frequency (MHz)	Result (dBm)	Factor (dB)	PK Limit (dBm)	Over Limit (dB)	Table (o)	ANT	EUT	Verdict
319.400	-71.41	-11.34	-25.0	-46.41	324.00	Vertical	Horizontal	Pass
2105.400	-46.60	5.85	-25.0	-21.60	64.00	Vertical	Horizontal	Pass
2994.500	-42.79	11.19	-25.0	-17.79	269.00	Vertical	Horizontal	Pass
7991.000	-36.52	18.45	-25.0	-11.52	191.00	Vertical	Horizontal	Pass
13354.276	-41.46	16.58	-25.0	-16.46	233.00	Vertical	Horizontal	Pass
18153.449	-43.94	12.86	-25.0	-18.94	309.00	Vertical	Horizontal	Pass

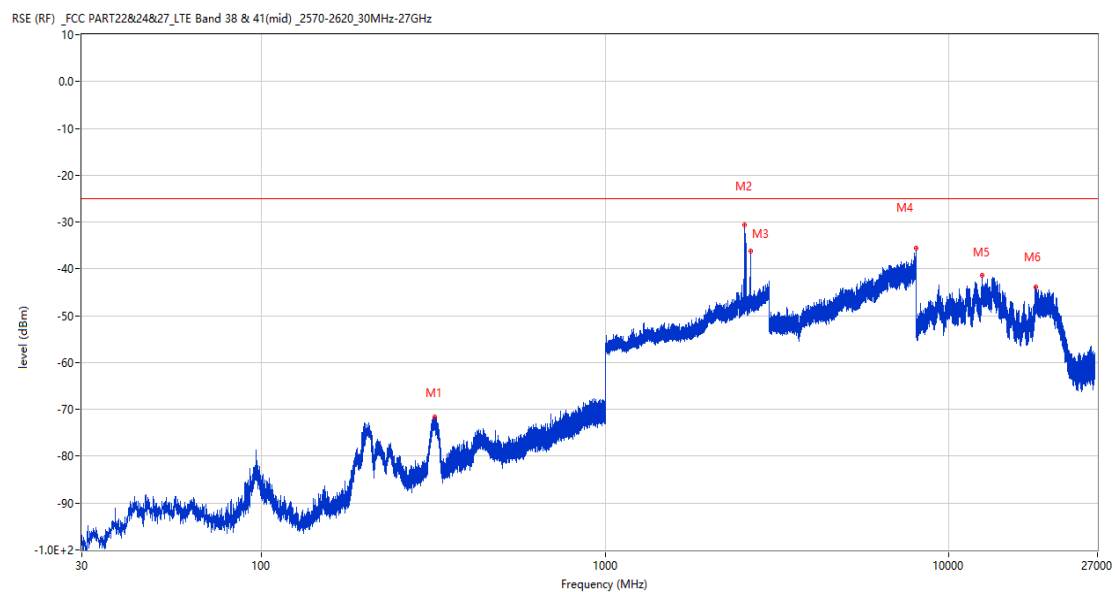
16.5 CA_41C 20MHz+20MHz, QPSK, Middle Channel

RSE-H&H CH40521 20M RB1 LOW CH40719 20M RB1 HIGH



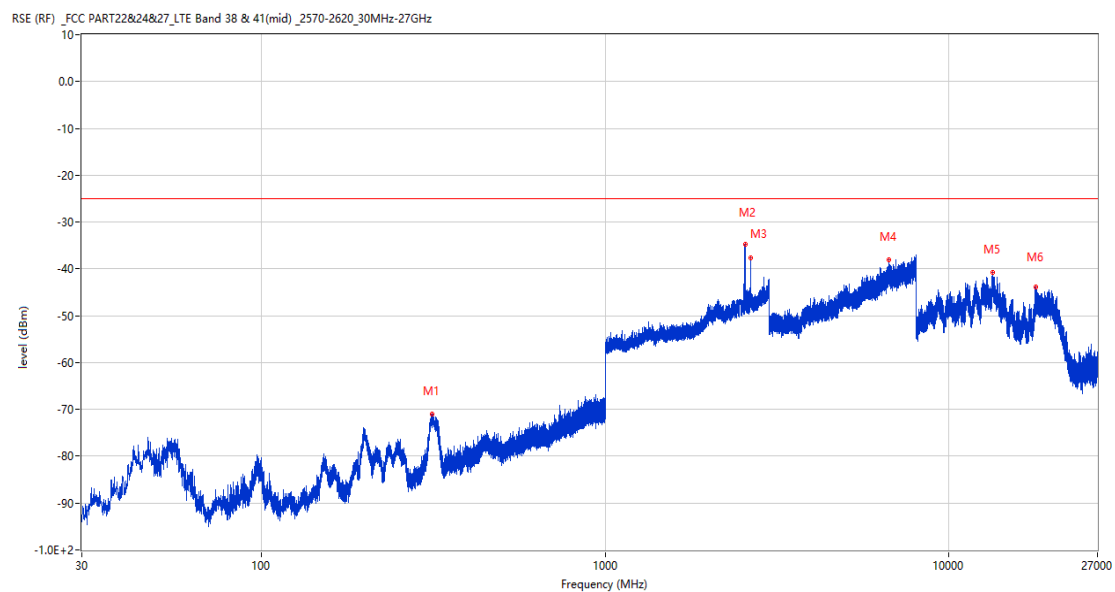
Frequency (MHz)	Result (dBm)	Factor (dB)	PK Limit (dBm)	Over Limit (dB)	Table (o)	ANT	EUT	Verdict
320.952	-71.43	-11.25	-25.0	-46.43	78.00	Horizontal	Horizontal	Pass
2537.500	-30.45	7.11	-25.0	-5.45	184.00	Horizontal	Horizontal	N/A
2650.400	-36.21	8.89	-25.0	-11.21	33.00	Horizontal	Horizontal	N/A
7935.750	-36.92	18.86	-25.0	-11.92	249.00	Horizontal	Horizontal	Pass
13370.550	-41.04	16.73	-25.0	-16.04	1.00	Horizontal	Horizontal	Pass
17938.838	-43.63	13.82	-25.0	-18.63	165.00	Horizontal	Horizontal	Pass

RSE-H&V CH40521 20M RB1 LOW CH40719 20M RB1 HIGH



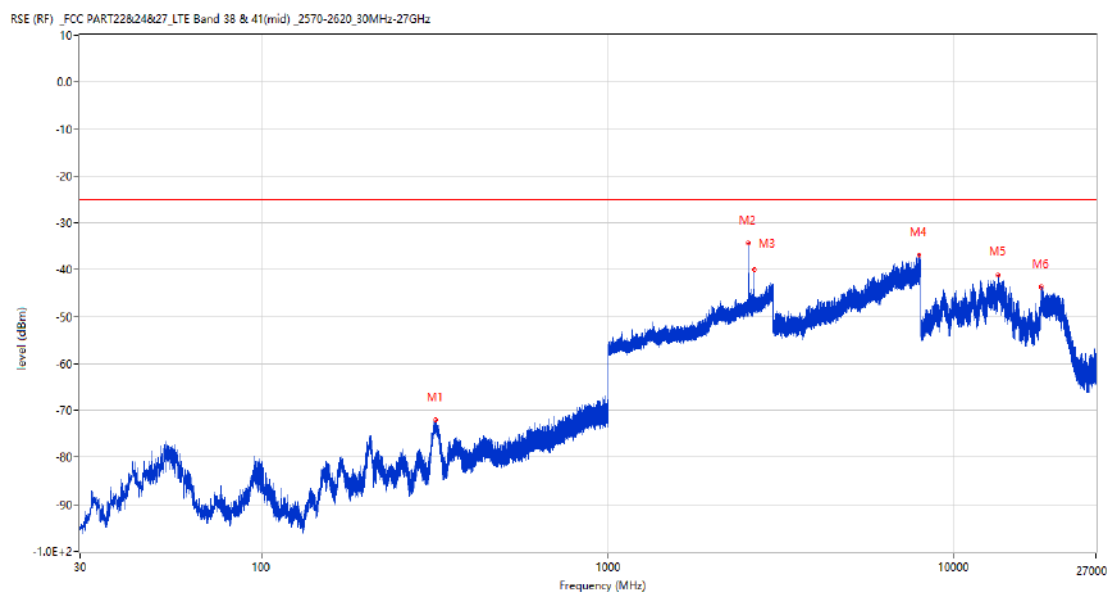
Frequency (MHz)	Result (dBm)	Factor (dB)	PK Limit (dBm)	Over Limit (dB)	Table (o)	ANT	EUT	Verdict
319.739	-71.52	-11.33	-25.0	-46.52	85.00	Horizontal	Vertical	Pass
2537.500	-30.51	7.11	-25.0	-5.51	185.00	Horizontal	Vertical	N/A
2650.400	-36.16	8.89	-25.0	-11.16	215.00	Horizontal	Vertical	N/A
8000.000	-35.66	19.04	-25.0	-10.66	70.00	Horizontal	Vertical	Pass
12506.800	-41.44	14.61	-25.0	-16.44	212.00	Horizontal	Vertical	Pass
17847.224	-43.95	11.92	-25.0	-18.95	234.00	Horizontal	Vertical	Pass

RSE-V&V CH40521 20M RB1 LOW CH40719 20M RB1 HIGH



Frequency (MHz)	Result (dBm)	Factor (dB)	PK Limit (dBm)	Over Limit (dB)	Table (o)	ANT	EUT	Verdict
313.337	-70.97	-11.60	-25.0	-45.97	2.00	Vertical	Vertical	Pass
2556.900	-34.69	8.21	-25.0	-9.69	183.00	Vertical	Vertical	N/A
2650.400	-37.70	8.89	-25.0	-12.70	135.00	Vertical	Vertical	N/A
6676.000	-38.09	16.79	-25.0	-13.09	228.00	Vertical	Vertical	Pass
13397.850	-40.69	16.99	-25.0	-15.69	3.00	Vertical	Vertical	Pass
17900.775	-43.84	12.91	-25.0	-18.84	162.00	Vertical	Vertical	Pass

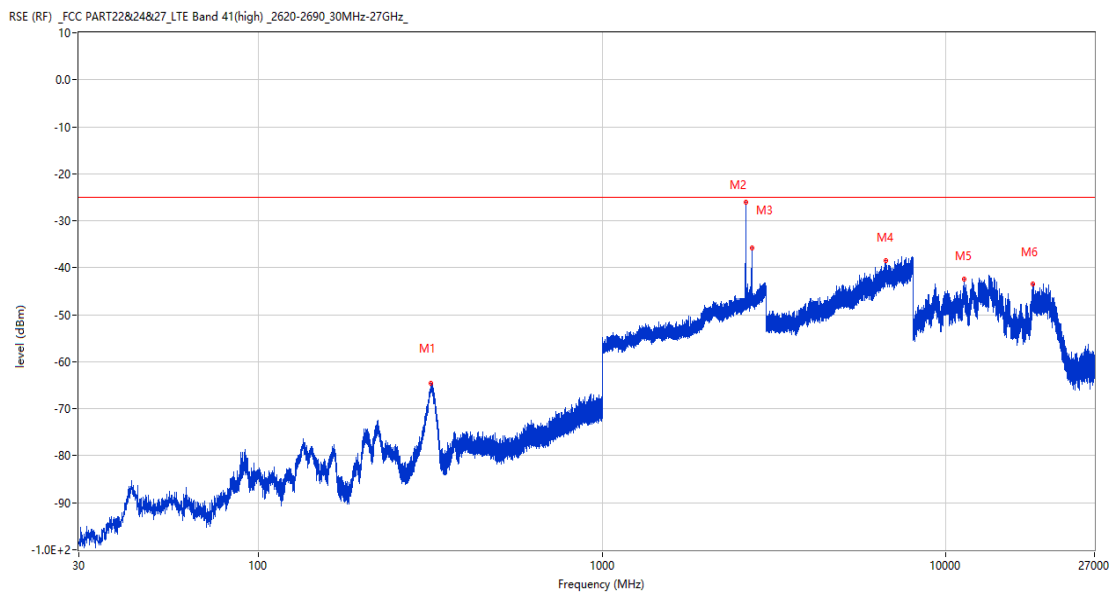
RSE-V&H CH40521 20M RB1 LOW CH40719 20M RB1 HIGH



Frequency (MHz)	Result (dBm)	Factor (dB)	PK Limit (dBm)	Over Limit (dB)	Table (o)	ANT	EUT	Verdict
317.944	-72.09	-11.37	-25.0	-47.09	327.00	Vertical	Horizontal	Pass
2537.400	-34.32	7.11	-25.0	-9.32	0.00	Vertical	Horizontal	N/A
2650.400	-39.97	8.89	-25.0	-14.97	39.00	Vertical	Horizontal	N/A
7916.750	-36.85	18.09	-25.0	-11.85	354.00	Vertical	Horizontal	Pass
13400.212	-41.07	17.01	-25.0	-16.07	123.00	Vertical	Horizontal	Pass
17820.713	-43.60	12.64	-25.0	-18.60	256.00	Vertical	Horizontal	Pass

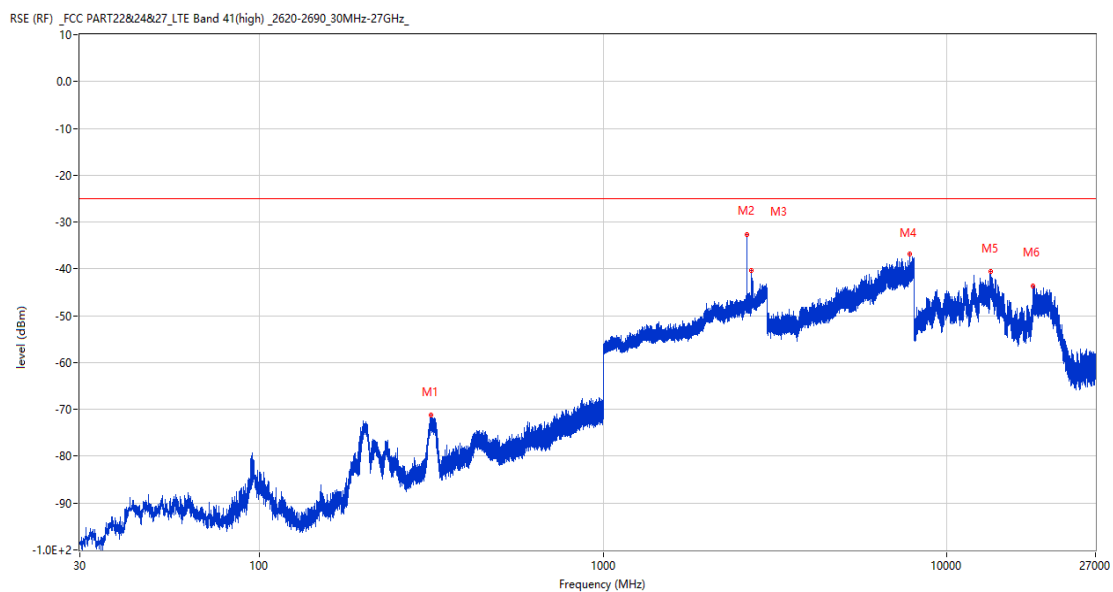
16.6 CA_41C 20MHz+20MHz, QPSK, High Channel

RSE-H&H CH41292 20M RB1 LOW CH41490 20M RB1 HIGH



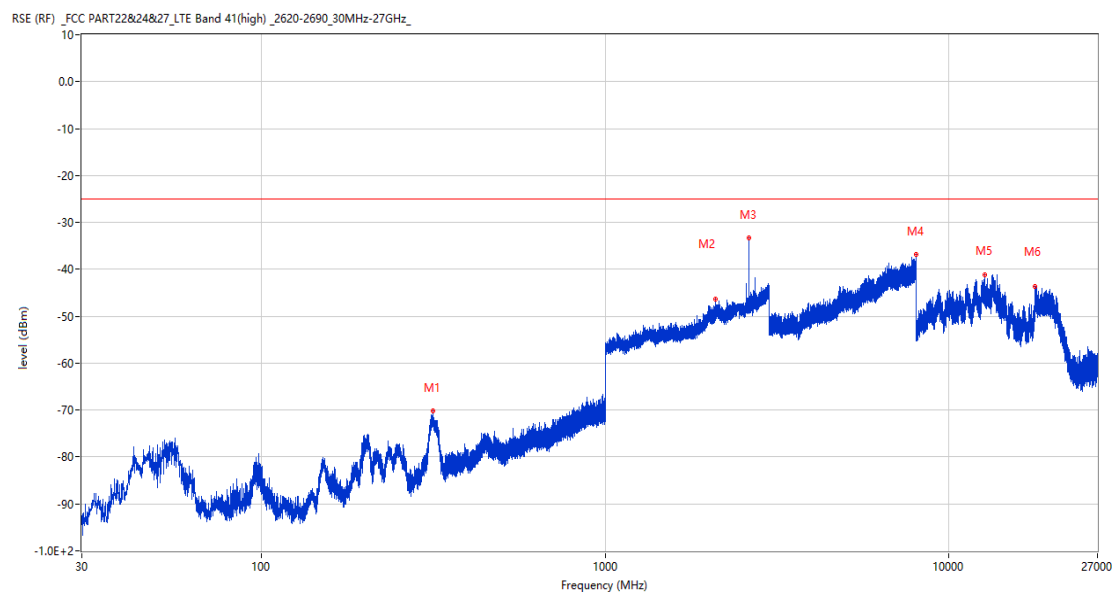
Frequency (MHz)	Result (dBm)	Factor (dB)	PK Limit (dBm)	Over Limit (dB)	Table (o)	ANT	EUT	Verdict
317.799	-64.57	-11.37	-25.0	-39.57	75.00	Horizontal	Horizontal	Pass
2614.300	-26.15	9.17	-25.0	-1.15	1.00	Horizontal	Horizontal	N/A
2727.400	-35.80	8.90	-25.0	-10.80	333.00	Horizontal	Horizontal	N/A
6666.500	-38.53	16.50	-25.0	-13.53	70.00	Horizontal	Horizontal	Pass
11306.951	-42.48	13.31	-25.0	-17.48	143.00	Horizontal	Horizontal	Pass
17897.363	-43.51	12.83	-25.0	-18.51	360.00	Horizontal	Horizontal	Pass

RSE-H&V CH41292 20M RB1 LOW CH41490 20M RB1 HIGH



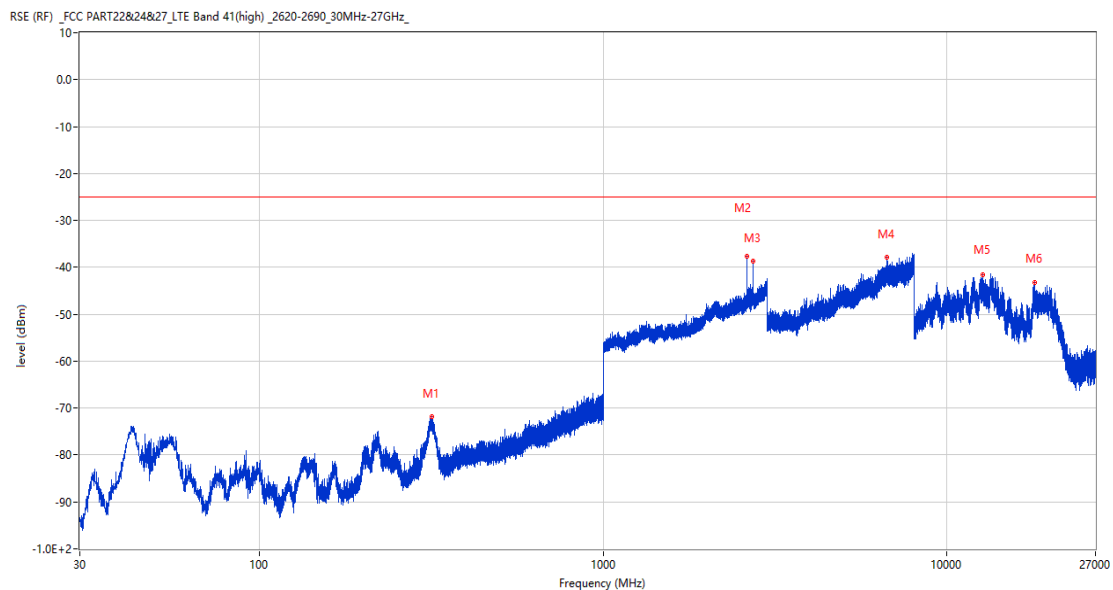
Frequency (MHz)	Result (dBm)	Factor (dB)	PK Limit (dBm)	Over Limit (dB)	Table (o)	ANT	EUT	Verdict
314.889	-71.20	-11.47	-25.0	-46.20	77.00	Horizontal	Vertical	Pass
2614.600	-32.57	9.17	-25.0	-7.57	34.00	Horizontal	Vertical	N/A
2698.700	-40.36	9.27	-25.0	-15.36	174.00	Horizontal	Vertical	N/A
7789.250	-36.91	18.31	-25.0	-11.91	352.00	Horizontal	Vertical	Pass
13373.175	-40.50	16.76	-25.0	-15.50	70.00	Horizontal	Vertical	Pass
17801.288	-43.64	13.16	-25.0	-18.64	183.00	Horizontal	Vertical	Pass

RSE-V&V CH41292 20M RB1 LOW CH41490 20M RB1 HIGH



Frequency (MHz)	Result (dBm)	Factor (dB)	PK Limit (dBm)	Over Limit (dB)	Table (o)	ANT	EUT	Verdict
315.471	-70.24	-11.39	-25.0	-45.24	3.00	Vertical	Vertical	Pass
2095.600	-46.36	5.71	-25.0	-21.36	100.00	Vertical	Vertical	Pass
2614.400	-33.19	9.17	-25.0	-8.19	148.00	Vertical	Vertical	N/A
7996.250	-36.85	18.78	-25.0	-11.85	2.00	Vertical	Vertical	Pass
12709.151	-41.07	14.78	-25.0	-16.07	104.00	Vertical	Vertical	Pass
17792.887	-43.60	12.76	-25.0	-18.60	345.00	Vertical	Vertical	Pass

RSE-V&H CH41292 20M RB1 LOW CH41490 20M RB1 HIGH



Frequency (MHz)	Result (dBm)	Factor (dB)	PK Limit (dBm)	Over Limit (dB)	Table (o)	ANT	EUT	Verdict
317.023	-71.90	-11.40	-25.0	-46.90	0.00	Vertical	Horizontal	Pass
2614.700	-37.71	9.17	-25.0	-12.71	29.00	Vertical	Horizontal	N/A
2727.300	-38.73	8.90	-25.0	-13.73	108.00	Vertical	Horizontal	N/A
6677.500	-37.88	16.80	-25.0	-12.88	142.00	Vertical	Horizontal	Pass
12661.412	-41.68	14.39	-25.0	-16.68	105.00	Vertical	Horizontal	Pass
17960.624	-43.18	13.83	-25.0	-18.18	157.00	Vertical	Horizontal	Pass